KELLY FUHLBRIGGE
Chairman

STATE OF CONNECTICUT – COUNTY OF TOLLAND
INCORPORATED 1786

TOWN OF ELLINGTON

55 MAIN STREET – PO BOX 187
ELLINGTON, CONNECTICUT 06029-0187
TEL 860-870-3100 FAX 860-870-3102
www.ellington-ct.gov

Vice Chairman
ELIZABETH NORD

Members
MAURICE BLANCHETTE
DOUGLAS B. HARDING
DANIEL KEUNE
GOMATHI RAMACHANDRAN

Tuesday, December 01, 2026

NICHOLAS J. DICORLETO, JR. MEETING HALL, 55 MAIN STREET

BOARD OF FINANCE REGULAR MEETING – 6:00 PM

AGENDA

I. CALL TO ORDER AND PLEDGE OF ALLEGIANCE
II. ROLL CALL
III. CHAIRMAN'S REPORT
IV. PUBLIC COMMENT (*not to exceed 30 minutes unless extended by majority vote of the Board)*
V. APPROVAL OF MINUTES
   A. Regular Meeting – October 6, 2026
   B. Special Meeting – October 28, 2026
VI. PRESENTATION
   A. Enterprise Fleet Management – Ellington Fleet Leasing Model Proposal
VII. FINANCIAL REPORT
VIII. UNFINISHED BUSINESS
IX. NEW BUSINESS
   A. Discussion of Budget Preparation Timeline
   B. CT Drinking Water State Revolving Fund – Glenwood Road Water Main Extension
X. COMMITTEE AND LIAISON REPORTS
   A. American Rescue Plan Act (ARPA)
   B. Shared Services
   C. Deferred Compensation
   D. Ad Hoc Emergency Services
   E. Permanent Building
   F. Board of Education Liaison
   G. Hall Memorial Library Liaison
XI. ADJOURNMENT

Join the Board of Finance Meeting: https://us02web.zoom.us/j/83796936653

or Dial In: +1 305 224 1968 **Meeting ID:** 837 9693 6653 **Passcode:** 015933

Any party needing an accommodation may contact the Finance Office at (860) 870-3115, at least 24 hours prior to the meeting

KELLY FUHLBRIGGE
Chairman

STATE OF CONNECTICUT – COUNTY OF TOLLAND
INCORPORATED 1786

TOWN OF ELLINGTON

55 MAIN STREET – PO BOX 187
ELLINGTON, CONNECTICUT 06029-0187
TEL 860-870-3100 FAX 860-870-3102
www.ellington-ct.gov

Vice Chairman
ELIZABETH NORD

Members
MAURICE BLANCHETTE
DOUGLAS B. HARDING
DANIEL KEUNE
GOMATHI RAMACHANDRAN

October 6, 2026
BOARD OF FINANCE

Regular Meeting Minutes

Members Present: Liz Nord, Maurice Blanchette, Doug Harding, Dan Keune, Gomathi Ramachandran, Kelly Fuhlbrigge.

Others Present: Laurie Burstein – First Selectman; Matt Evans – Finance Officer, Tom Palshaw – Resident, Tom Modzelewski - DPW, Cole Prato – EVFD, Steve Viens - BOE, Mary Cardin – BOS -via Zoom, David Stavens – BOE – via Zoom.

Call to Order

The Vice Chairman called the meeting to order at 6:00 pm.

Pledge of Allegiance

Roll Call

Present: Liz Nord, Maurice Blanchette, Doug Harding, Dan Keune, Gomathi Ramachandran, Kelly Fuhlbrigge.

Chairman's Report

None.

Public Comment

None.

Approval of Minutes

A. Regular Meeting – September 1, 2026

A motion to approve the September 1, 2026, Regular Meeting Minutes.

MOVED (HARDING) SECONDED (RAMACHANDRAN) AND PASSED (AYE: NORD, HARDING, RAMACHANDRAN, KEUNE, BLANCHETTE; ABSTAIN: FUHLBRIGGE) TO APPROVE THE SEPTEMBER 1, 2026, REGULAR MEETING MINUTES.

DRAFT

Presentation

None.

Financial Report

Mr. Evans reviewed the financial highlights as of August 31, 2026. To provide an accurate financial picture for the Board, the following tasks were completed: reconciling all Town bank accounts, recording Town deposits and payments, and reconciling investment and inter-fund accounts, including those with the Board of Education.

As of August 31, 2026, the Town has collected $28,923,307 in property tax revenue, representing 49.7% of the budget. This includes $25,890 in back taxes and interest/lien revenue, compared to a combined budget of $160,000. At the same point last year, collections totaled $31,675,758 or 55.3% of the budget.

Unfinished Business

A. FY2027-28 Board of Finance Budget Guidelines

The Board discussed using a 1-mill as a starting point for the FY2027-28 budget guidelines, consistent with guidance provided in previous years. The 1-mill would represent approximately $2.3 million.

Mrs. Ramachandran suggested increasing the guideline slightly, noting that it would serve as guidance for department heads as they begin preparing their budgets. Mr. Harding indicated that he would be comfortable with 1-mill, noting that capital improvement projects are among the items residents are most likely to notice.

Mr. Keune expressed concern about the challenges ahead and stated that he would not be comfortable with the full 1-mill. He emphasized the importance of being cautious with spending. He also noted that the guidelines should be communicated early, as the Board of Education has already begun working on its budget. Waiting until December or January would miss an opportunity to provide timely guidance.

Mr. Evans encouraged the Board to consider its overall goals and develop a plan to guide the budget process.

Mrs. Nord noted that many expenses are outside the Board's control, including salary increases, insurance costs, and contractual obligations. She stated that the Board should first account for these unavoidable expenses before considering additional costs, emphasizing the role of zero-based budgeting in evaluating new spending requests.

The Board will have a Special Meeting on October 27th to review the letter.

MOVED (HARDING) SECONDED (FUHLBRIGGE) AND PASSED UNANIMOUSLY TO SET A SPECIAL MEETING ON TUESDAY, OCTOBER 27TH AT 6 PM.

New Business

A. 2027 Board of Finance Calendar

MOVED (KEUNE) SECONDED (RAMACHANDRAN) AND PASSED UNANIMOUSLY TO PASS THE 2027 BOARD OF FINANCE CALENDAR.

Introduction of New Member

DRAFT

Kelly Fuhlbrigge introduced herself as a new member of the Board of Finance. She shared that she had previously served on the Board of Education and had run for the Board of Selectmen, noting her past involvement in local politics.

Mrs. Nord nominated Kelly Fuhlbrigge for Chair of the Board of Finance, with Mrs. Ramachandran seconding the nomination. Mr. Blanchette nominated Doug Harding, with Mr. Keune seconding. The vote resulted in a tie. Mrs. Burstein, serving in her role as the Board of Selectmen's appointee, appointed Mrs. Fuhlbrigge as Chair of the Board of Finance.

Committee and Liaison Reports

A. American Rescue Plan Act (ARPA)
   None.

B. Shared Services
   None.

C. Deferred Compensation
   None.

D. Ad Hoc Emergency Services
   None.

E. Permanent Building
   Mrs. Nord invited everyone to attend the Windermere ribbon-cutting ceremony on October 16th from 4:00 to 6:00 p.m.

F. Board of Education Liaison
   None.

G. Hall Memorial Library Liaison
   Mrs. Ramachandran reported that the summer programs were successful.

Adjournment

MOVED (BLANCHETTE) SECONDED (RAMACHANDRAN) AND PASSED UNANIMOUSLY TO ADJOURN THE REGULAR MEETING OF THE BOARD OF FINANCE AT 6:50 PM.

DRAFT

KELLY FUHLBRIGGE
Chairman

STATE OF CONNECTICUT – COUNTY OF TOLLAND
INCORPORATED 1786

TOWN OF ELLINGTON

55 MAIN STREET – PO BOX 187
ELLINGTON, CONNECTICUT 06029-0187
TEL 860-870-3100 FAX 860-870-3102
www.ellington-ct.gov

Vice Chairman
ELIZABETH NORD

Members
MAURICE BLANCHETTE
DOUGLAS B. HARDING
DANIEL KEUNE
GOMATHI RAMACHANDRAN

October 28, 2026
BOARD OF FINANCE
Special Meeting Minutes

Members Present: Liz Nord, Maurice Blanchette, Doug Harding, Dan Keune, Kelly Fuhlbrigge.

Others Present: Laurie Burstein – First Selectman; Matt Evans – Finance Officer, Matt Reed – Town Administrator, Cole Prato – EVFD, Peggy Busse – Resident/Library, Susan Philips – Library via zoom, David Stavens – BOE via Zoom.

Draft

Call to Order

The Chairman called the meeting to order at 6:06 pm.

Pledge of Allegiance

Roll Call

Present: Kelly Fuhlbrigge, Liz Nord, Maurice Blanchette, Doug Harding, Dan Keune.

Absent: Gomathi Ramachandran.

Public Comment

None.

Unfinished Business

A. FY2027-28 Budget Guidelines

The Chairman thanked Matt for his assistance in preparing the budget guidelines and providing the Board with the necessary information.

The FY2027-28 Budget Guidelines are attached for review.

Adjournment

MOVED (BLANCHETTE) SECONDED (HARDING) AND PASSED UNANIMOUSLY TO ADJOURN THE SPECIAL MEETING OF THE BOARD OF FINANCE AT 6:08 PM.

Respectfully submitted:

Elizabeth Luginbuhl, Recording Secretary

Draft

STATE OF CONNECTICUT – COUNTY OF TOLLAND
INCORPORATED 1786

TOWN OF ELLINGTON

55 MAIN STREET – PO BOX 187
ELLINGTON, CONNECTICUT 06029-0187
TEL 860-870-3100 FAX 860-870-3102
www.ellington-ct.gov

Chairman
KELLY FUHLBRIGGE

Vice Chairman
ELIZABETH NORD

Members
MAURICE BLANCHETTE
DOUGLAS B. HARDING
DANIEL KEUNE
GOMATHI RAMACHANDRAN

BOARD OF FINANCE

DATE: October 29, 2026

TO: Boards, Agencies and Departments

FROM: Kelly Fuhlbrigge, Chair, Board of Finance

RE: Budget Guidelines for Fiscal Year 2027–2028

For the Fiscal Year 2027–2028 Budget Process, the Board of Finance asks departments to review operational needs and identify savings and efficiencies. Budget requests should be limited to contractually or operationally necessary increases, with all increases clearly justified. Capital improvement requests must be submitted by filling out a completed Capital Improvements Program Survey Form.

Proposals should consider taxpayer impact, although enhancements benefiting Ellington residents may be considered. The Board encourages ideas for cost savings, shared services, and non-property tax revenue. Proposals incorporating these strategies may receive priority consideration.

The Board of Finance thanks town staff and volunteers for their continued dedication and professionalism in serving the residents of Ellington. Your ongoing efforts to improve and strengthen our financial stewardship helps ensure that Ellington remains a proud community excited about our future.

Thank you for your cooperation and for your service to Ellington.

enterprise FLEET MANAGEMENT

ONE PARTNER. ONE TEAM. **TOTAL FLEET SOLUTION.**

FLEET SYNOPSIS

Prepared For:

TOWN OF ELLINGTON

Prepared By:

Nicholas DeLeonardo
Account Executive
100 Corporate Place Suite 210, Rocky Hill, CT 06067
Email: nciholas.g.deleonardo@efleets.
Office: 203-668-6198 | Cell: 203-668-6198

Date: 9/30/2026



A STRATEGIC FLEET
PARTNER
INVESTED IN YOUR
SUCCESS

DRIVE EFFICIENCY

REDUCE RISK

CONTROL COSTS

FOCUS ON WHAT MATTERS

TOWN OF ELLINGTON | IMPACT OF PARTNERSHIP

48	$253,878	$423,450	69,923	14.3 years	23
FLEET SIZE	FLEET BUDGET (est.)	RESALE VALUE	AVG ODOMETER	VEHICLE CYCLE	# OF VEHICLES 10+ YEARS

CURRENT SITUATION

Current fleet age is negatively impacting the overall budget and fleet operations

52% of the current light and medium duty fleet is over 10 years old

Newer vehicles have a significantly lower maintenance expense

Resale of the aging fleet is significantly reduced

Increased fuel efficiency with new technology implementations

Challenged by inconsistent yearly budgets

Currently vehicle budget is underfunded

THE IMPACT

Identify Effective Vehicle Life Cycle

Decrease Administrative Burden and Downtime

Enhanced Reporting, Oversight, & Control

Local Team to Support Needs Nationwide

Newer Safer Vehicles Replace Every 4-5 yrs

KEY CONSIDERATIONS | OBJECTIVES

Identify an effective vehicle life cycle that maximizes potential equity at time of resale creating a conservative savings of over $14,379 in 10 years

Shorten the current vehicle life cycle from 14.3 years to 5 years

Free up more than $22,713 in capital from the salvage of 9 vehicles in the first year

Significantly reduce Maintenance to an average monthly cost of $81.11 vs. current $85

Provide a lower sustainable fleet cost that is predictable year over year

Reduce the overall fuel spend through more fuel efficient vehicles

Leverage an open-ended lease to maximize cash flow opportunities and recognize equity.

Safety

5 vehicles predate Anti-Lock Brake standardization (2007) 10% of Total Fleet

13 vehicles predate Electronic Stability Control standardization (2012) 27% of Total Fleet

23 vehicles predate Rear Automatic Braking (2016) 48% of Total Fleet

32 vehicles predate standardization of back up camera (2018) 67% of Total Fleet

Utilize SOURCEWELL Contract # 112025 for dilligence compliance that addresses the following:

Access to all fleet management services as applicable to the needs of TOWN OF ELLINGTON

Supports the need for fleet evaluation on a quarterly basis assessing costs and reviewing best practices

THE RECOMMENDATION

By partnering with Enterprise Fleet Management, TOWN OF ELLINGTON will be better able to leverage its buying power, implement a tighter controlled resale program to lower total cost of ownership and in turn minimize operational spend.

STRATEGY

By shifting from reactively replacing inoperable vehicles to proactively planning vehicle purchases, Enterprise recommends that TOWN OF ELLINGTON transition the fleet to a sustainable replacement cycle of 5 years and 125,000 miles.

RESALE

Enterprise Fleet Management's sells vehicles at an average of 10% above Black Book value. TOWN OF ELLINGTON currently has an estimated $423,450 equity

VEHICLE REPLACEMENTS

Free up more than $22,713 in capital from the salvage of 9 vehicles in the first year

Enterprise and the 'e' logo are registered trademarks of Enterprise Fleet Management, Inc. All other trademarks are the property of their respective owners.
© 2020 Enterprise Fleet Management, Inc.

TOWN OF ELLINGTON | FLEET STATISTICS

48	10.9	6,600	2015	19
FLEET SIZE	AVG AGE	AVG MILES PER YEAR	AVG MODEL YEAR	VEHICLE CATEGORIES

Odometer distribution

Average Odometer: 69,923

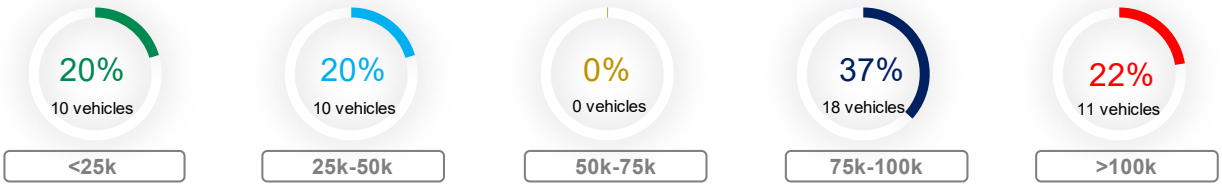

Vehicle Type	Quantity	Avg Age	Avg Miles Per Year
CAR	1	17.8	2,656
VAN	17	10.9	6,299
SUV	18	11.6	6,167
TRUCK	12	9.0	6,851
Totals/Average	**48**	**10.9**	**6,600**

MANUFACTURER PROFILE

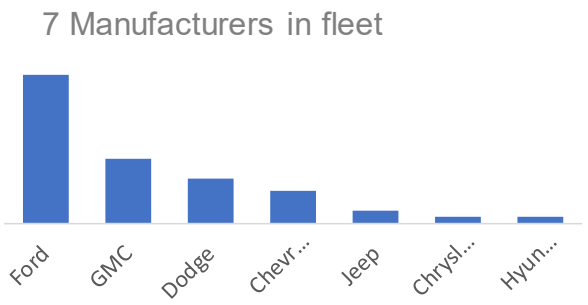

Model Year Analysis

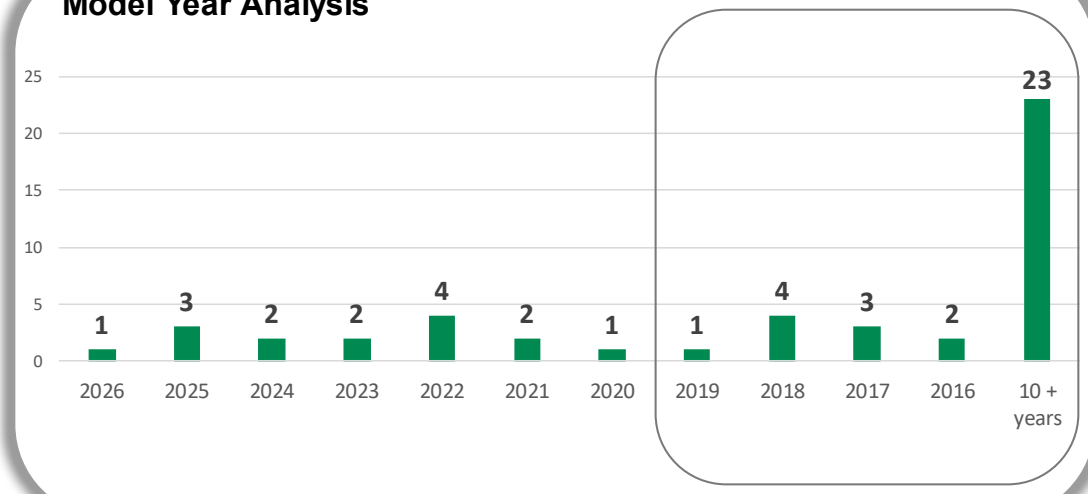

Avg holding period (in years)

20.0

Avg annual acquisitions

2.4



Enterprise and the 'e' logo are registered trademarks of Enterprise Fleet Management, Inc. All other trademarks are the property of their respective owners.
© 2020 Enterprise Fleet Management, Inc.

FLEET PROFILE AND REPLACEMENT SCHEUDULE | TOWN OF ELLINGTON

FLEET PROFILE / REPLACEMENT SCHEUDULE

Vehicle Type	# of Type	Average Age (years)	Avg Annual Mileage	2027	2028	2029	2030	2031	Under-Utilized
Full-size Sedan	1	17.8	2,656	0	0	0	0	0	1
Minivan-Passenger	7	14.3	6,954	3	0	3	1	0	0
Full-size Van-Passenger	6	10.0	4,268	0	1	2	0	2	1
1/2 Ton Van Cargo	1	3.6	11,504	0	0	0	0	1	0
3/4 Ton Van Cargo	3	7.3	7,101	0	1	0	0	2	0
Compact SUV 4x2	1	20.8	2,988	0	1	0	0	0	0
Compact SUV 4x4	2	14.2	6,317	1	0	0	1	0	0
Mid Size SUV 4x2	1	26.9	5,433	0	1	0	0	0	0
Mid Size SUV 4x4	3	5.9	5,346	0	1	0	0	2	0
Full Size SUV 4x2	1	19.8	3,681	0	1	0	0	0	0
Compact Pickup Ext 4x4	1	11.7	2,645	0	0	0	1	0	0
1/2 Ton Pickup Ext 4x4	1	4.6	5,091	0	0	0	0	1	0
3/4 Ton Pickup Reg 4x4	4	9.9	9,332	1	1	1	0	1	0
1 Ton Cab Chassis	5	9.7	8,658	0	0	0	0	0	0
Full-size Sedan-ERV	1	12.7	12,823	1	0	0	0	0	0
Mid Size SUV 4x2-ERV	1	21.8	5,566	0	1	0	0	0	0
Mid Size SUV 4x4-ERV	6	5.1	6,323	0	0	1	1	4	0
Full Size SUV 4x4-ERV	2	14.7	6,958	1	0	1	0	0	0
1/2 Ton Pickup Quad 4x4-ERV	1	8.6	6,495	0	0	0	0	1	0

CRITERIA

2027: 13 years and older (or) 125,000 Miles

2028: 12 years and older (or) 115,000 Miles

2029: 11 years and older (or) 105,000 Miles

2030: 10 years and older (or) 95,000 Miles

2031: 9 years and older (or) 85,000 Miles

Under-Utilized: less than 1,000 Miles

FLEET PLANNING ANALYSIS | TOWN OF ELLINGTON

Assumptions

Fleet Analyzed	43	Fleet Growth	4.65%
Current Cycle	14.33	Annual Miles	6,500
Current Maintenance	$85.00	Current MPG	13
Maint. Cents Per Mile	$0.16	Price/Gallon	$3.80

Proposals

Proposed Fleet	41
Proposed Cycle	5.00
Proposed Maintenance	$81.12

Fiscal Year	Fleet Size	Annual Needs	Owned	Leased	Purchase	Lease*	Equity (Owned)	Equity (Leased)	Maintenance	Fuel	Fleet Budget	Net Cash
ANALYSIS BASED ON ORIGINAL RECOMMENDATIONS FOR CONCEPTUAL SAVINGS AND MAY CHANGE BASED ON FINAL PROPOSAL, CHANGES TO THE MARKET AND OTHER FACTORS												
Average	**43**	**3**	**43**	**0**	**130,500**	**0**	**-2,182**	**0**	**43,860**	**81,700**	**253,878**	**0**
Year 1 ('27)	41	7	34	7	0	67,281	-22,713		41,494	77,825	163,887	89,991
Year 2 ('28)	41	8	26	15	0	137,732	-32,768		41,121	73,397	219,482	34,396
Year 3 ('29)	41	8	18	23	0	218,213	-20,682		40,748	68,969	307,248	-53,370
Year 4 ('30)	41	4	14	27	0	251,998	-11,262		40,562	66,755	348,054	-94,176
Year 5 ('31)	41	14	0	41	0	387,219	-144,054	-125,740	39,909	59,006	216,339	37,539

* Lease Rates are conservative estimates

**Estimated Projected Fleet Equity is based on the current fleet "sight unseen" based on replacement year and can be adjusted after physical inspection and may change based on market factors, these are not guaranteed values

Lease Maintenace costs are exclusive of tires unless noted on the lease rate quote.

$231,477

Estimated Current Fleet Equity**

SAVINGS

10 Year Savings* **$14,379**

NA

*includes total unrealized equity of $0

Projected Fleet Equity Analysis

YEAR	2027	2028	2029	2030	2031	Under-Utilized
QTY	7	8	8	4	14	2
Est $	$2,804	$4,096	$2,585	$2,815	$10,290	$1,544
TOTAL	$19,625	$32,768	$20,682	$11,262	$144,054	$3,088

$231,477

Estimated Current Fleet Equity**

Enterprise and the 'e' logo are registered trademarks of Enterprise Fleet Management, Inc. All other trademarks are the property of their respective owners.
© 2020 Enterprise Fleet Management, Inc.

YEAR 1 LEASE COSTS*	
Lease Cost Year 1	**$64,548.01**
Maint Cost Year 1	**$0.00**
Annual One Time Aftermarket Cost	**$0.00**
Total Year 1 Qty	**7**
Total Year 1 Cost	**$64,548.01**
Total Year 1 Estimated Equity	$19,625.00
Total Year 1 Replacement/Growth Minus Equity	$44,923.01

*Year 1 costs are based on current available pricing and qty proposed, final costs may vary based on market, qty selected, and availability.

Vehicle Type	YMMS	Year 1 Qty	Term	Annual Mileage	**Monthly Cost (Lease Rate)***	Full Maintenance **	Annual Cost Including Maintenance	**Lease Cost Year 1**	Maint Cost Year 1	Cost of Aftermarket (capped in payment)	One time Aftermarket Cost (By Quantity)
SUV	2027 Ford Explorer Active 4dr 4x4 K8D	2	60 Months	10000	**$705**		$8,456	**$16,912**			
SUV	2027 Ford Police Interceptor Utility Base All-Wheel Drive K8A	1	60 Months	20000	**$913**		$10,950	**$10,950**			
3/4 Ton Pickup	2027 Ford F-250 XL 4x4 SD Regular Cab F2B	1	60 Months	20000	**$811**		$9,737	**$9,737**			
Passenger Minivan	2027 Chrysler Pacifica LX Front-Wheel Drive Passenger Van RUCL53	3	60 Months	10000	**$749**		$8,983	**$26,949**			

*Lease rates are based upon factory order pricing and miles per year and does not include any applicable taxes

**Maintenance includes one set of brakes and no tires

**Maintenance includes one set of brakes and no tires

Pricing does not include expected return on equity at end of lease

Quotes provided are based on Safety



Enterprise and the 'e' logo are registered trademarks of Enterprise Fleet Management, Inc. All other trademarks are the property of their respective owners.
© 2020 Enterprise Fleet Management, Inc.

CASE STUDY | CITY OF SAN MARCOS

Enterprise FLEET MANAGEMENT

The City of San Marcos Reduces Costs by 27% and Replaces Aging Vehicles.

BACKGROUND

Location: San Marcos, CA
Industry: Government
Total vehicles: 90 vehicles

THE CHALLENGE

Half of The City of San Marcos' vehicles were operating past their useful life. The City's fleet was deteriorating rapidly, and many of the vehicles needed to be replaced to mitigate escalating repair and maintenance costs. Budget challenges prevented the City from purchasing new vehicles. Major repairs reduced the number of available vehicles, and the City vehicle downtime was significantly affecting its operations. Maintenance costs continued to erode the budget and interfere with the efficiency of City operations.

THE SOLUTION

Enterprise Fleet Management evaluated the City's entire fleet to identify the most cost-effective way to replace its aging vehicles. Ten vehicles were identified as under-utilized and completely removed from service. By implementing an open-ended lease structure, the City was able to replace the remaining ninety vehicles within a three-year period. The program did not require a large initial outlay of funds. The City of San Marcos was not burdened with extensive capital requirements for vehicle replacement, allowing them to replace highly important, heavy-duty and emergency vehicles first.

> **"The Enterprise Fleet Management lease program has not only alleviated some of the maintenance burden placed on our lean fleet maintenance staff and budget, it has also provided a level of flexibility that allows my team to promptly address the City's dynamic fleet needs without sacrificing service."**
>
> *– Lisa Fowler, Public Works Manager- Administration & Fleet*

The Full Maintenance Program provides a low fixed monthly cost, which is easily budgeted for every year. The program eliminates the need for City resources to work on the light-duty fleet, so the maintenance staff can solely focus on the heavy-duty equipment.

THE RESULTS

The partnership with Enterprise Fleet Management has significantly reduced the portions of the Public Works-Fleet Operations budget and the Vehicle Replacement fund that was affected by the declining condition of the light-duty fleet. The City realized a 27% decrease in the cost to purchase and maintain the light duty fleet. The program will result in a combined fund savings of $1.1 million over a five-year period.

To learn more, visit efleets.com or call 877-23-FLEET.

Enterprise and the 'e' logo are registered trademarks of Enterprise Fleet Management, Inc. All other trademarks are the property of their respective owners.
© 2018 Enterprise Fleet Management, Inc. IDe124_SM



Key Results

27% DECREASE IN FLEET COSTS

RIGHT-SIZED FLEET BY 10% FOR BETTER UTILIZATION

REPLACED 90 VEHICLES OVER A 3-YEAR PERIOD

Enterprise and the 'e' logo are registered trademarks of Enterprise Fleet Management, Inc. All other trademarks are the property of their respective owners.
© 2020 Enterprise Fleet Management, Inc.

TOWN OF ELLINGTON | PROGRAM RESOURCES

SAFETY

48% of all vehicles are older than 10 years of age and do not contain the most up to date safety features, such as electronic stability control, airbag standardization and anti-lock brake control.

- **HIGHER CUSTOMER SATISFACTION**
- **IMPROVED EMPLOYEE EXPERIENCE**
- **REDUCED RISK & LIABILITY**
- **LOWER TOTAL COST OF OWNERSHIP**
- **STRONGER LONG TERM GROWTH**

ACCOUNT MANAGEMENT

TOWN OF ELLINGTON will have a dedicated, local account team to proactively manage and develop your fleet while delivering the highest level of customer service to facilitate your day-to-day needs.

Your dedicated Account Team meets with you 3-4 times a year for both financial and strategic planning.

Account team will provide on-going analysis – this will include most cost-effective vehicle makes/models, cents per mile, total cost of ownership, and replacement analysis.

TECHNOLOGY

Enterprise Fleet Management's website provides vehicle tracking, reporting, and metrics. Our website can be customized to view a wide range of data so that you may have a comprehensive and detailed look at all aspects of your fleet and the services provided. Our Mobile App gives drivers all of the convenience and functionality they need.

Consolidated Invoices - Includes lease, maintenance, and any additional ancillaries

Maintenance Utilization - Review the life-to-date maintenance per vehicle

Recall Information - See which units have open recalls

License & Registration - See which plate renewals are being processed by Enterprise and view status

Alerts - Set customizable alerts for oil changes, lease renewals, license renewals, and billing data

Lifecycle Analysis - See data regarding all transactions for the lifecycle of the entire fleet, with drill-down capability to specific lease or transaction

"Our integrated solutions give you the tools, expertise, and support to manage your fleet more efficiently and effectively—so you can focus on what matters most: running your business."

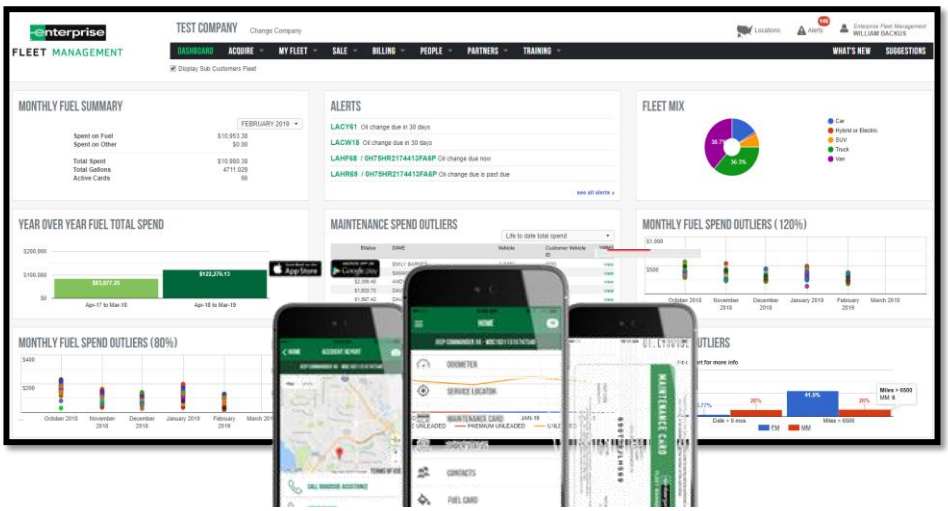

Enterprise and the 'e' logo are registered trademarks of Enterprise Fleet Management, Inc. All other trademarks are the property of their respective owners.
© 2020 Enterprise Fleet Management, Inc.

CURRENT PARTNERS

CITY OF STAMFORD
innovating since 1641

EAST GREENWICH 1677

CLINTON CONN 1663

CHARLESTOWN 1665
TOWN OF CHARLESTOWN

One Partner
One Team
Total Fleet Solution

REFERENCES

Below is a list of client references including company name, contact person, and telephone number.

Name of agency	Town of Charlestown RI
Phone and/or E-mail	Mike DiCicco, DPW Director
Contact Person & Title	(401) 255-7477 mdicicco@charlestownri.gov

Name of agency	Town of Clinton
Phone and/or E-mail	Vincent DeMaio, Chief of Police
Contact Person & Title	(860) 669-6901 vdemaio@clintonct.gov

OVERALL IMPACT
While these benefits may be difficult to quantify, their impact on your business is undeniable. A strong fleet drives more than performance, it drives success.

COOPERATIVE PARTNERSHIPS

Sourcewell — **SOURCEWELL Contract # 112025** — Effective 05/04/2026 - 05/04/2030

TIPS AWARDED VENDOR — **TIPS/TAPS USA Contract # 240502** — Effective 07/01/2024- 12/31/2027

E&I Cooperative Services — **E&I Contract # CNR01399** — Effective 4/1/2016 through 12/31/2027

Enterprise and the 'e' logo are registered trademarks of Enterprise Fleet Management, Inc. All other trademarks are the property of their respective owners.
© 2020 Enterprise Fleet Management, Inc.

TOWN OF ELLINGTON
FINANCE OFFICE

MEMO

Date: December 1, 2026
To: Board of Finance
From: Matt Evans, MPA, CPFO, Finance Officer/Treasurer
Subject: Financial Highlights – For the Fiscal Period Ended October 31, 2026

The following procedures were completed as part of a monthly close process to provide the Board with an accurate financial picture as of October 31, 2026:

- Reconciliation of all Town bank accounts
- Recording of all Town deposits/revenue
- Recording of all Town payments/expenditures
- Reconciliation of all Town investment accounts
- Reconciliation of all Town inter-fund accounts
- Reconciliation with the Board of Education

The following presents a highlighted summary of the preliminary budget report for the fiscal period ended October 31, 2026:

- **Revenues**
  - **Property Tax Revenue** – As of October 31, 2026, collected $32,340,760 or 55.5% of budget
    - Includes $107,218 of back taxes and interest/lien revenue, compared to a collective budget of $160,000
    - Property tax collections increased by $434,124 during October.
    - Prior Year property tax revenues at this point were $32,370,067 or 56.5% of budget
  - **State and Federal Grants** –
    - Education Cost Sharing (ECS) - $3,063,710
    - Adult ED. & VO-AG - $18,463
    - Town Road Aid - $224,520
    - North Central Area Agency on Aging - $1,578
    - State of Connecticut Voter Grant - $11,326
    - Motor Vehicle Tax Reimbursement - $968,741
    - Erase Grant - $4,153
    - Historical Preserve Award - $4,000
    - Emergency Management - $9,497
    - PILOT Revenue - $10,675
    - State Nip Sales - $12,574
  - **Departmental & Misc. Revenue** –
    - Building Department – received 60.9% budgeted revenue YTD, up from 51.0% in September

- Land Use – received 68.9% budgeted revenue YTD, up from 61.6% in September
- Recreation – received 73.9% of revenue YTD, up from 66.2% in September
- Investment Earnings – received 46.4% of budgeted revenue YTD, up from 32.6% in September.
- Miscellaneous Income - $55,000 sale of EVFD Rescue reflected

- **Expenses**
  - **Board of Selectmen (110) –**
    - Spending high YTD
      - Due to timing of dues and subscriptions payments
  - **Board of Finance (120) –**
    - Spending high YTD
      - Due to printing of Town Annual Report ($9,500)
  - **Finance Officer (130) –**
    - Spending high YTD
      - Due to annual software costs
  - **Tax Collector (132) –**
    - Spending high YTD
      - Due to timing of annual software costs
  - **Probate Court (155) –**
    - Spending high YTD
      - Due to one-time expense related to move to Citizens Block
  - **Registrars & Electors (210) –**
    - Spending high YTD
      - Due to annual nature of contracted services
  - **Planning & Zoning (230) –**
    - Spending high YTD
      - Due to timing Capitol Region Council Of Governments dues invoice
  - **Emergency 911 (322) –**
    - Spending high YTD
      - Due to timing of progress billings from Tolland County Mutual Aid
  - **Emergency Management (350) –**
    - Spending high YTD
      - Due to annual billing for Everbridge subscription $8,564
  - **Household Hazardous Waste (456) –**
    - Spending high YTD
      - Due to late invoicing from Town of Manchester
  - **Summer Playgrounds (512) –**
    - Spending high YTD
      - Due to seasonal nature of the department
  - **Waterfront (513) –**
    - Spending high YTD
      - Due to seasonal nature of the department
  - **Recreation Program (514) –**
    - Spending high YTD
      - Due to seasonal nature of the department
  - **Crystal Lake Water Monitor (585) –**
    - Spending high YTD
      - Due to timing of invoices

- **Cornerstone Foundation Inc. (716) –**
  - Spending high YTD
    - Due to timing of annual payment
- **YWCA/SACS (740) –**
  - Spending high YTD
    - Due to timing of annual payment
- **Hartford Interval House (746) –**
  - Spending high YTD
    - Due to timing of annual payment
- **Health District (770) –**
  - Spending high YTD
    - Due to timing of payment(s)
- **Center Cemetery (820) –**
  - Spending high YTD
    - Due to timing of annual Ellington Cemetery Association, Inc. Contribution
- **Payment on Debt (910) –**
  - Spending high YTD
    - Due to timing of Principal payments
- **Interest on Indebtedness (920) –**
  - Spending high YTD
    - Due to timing of Interest payments
- **Insurance (950) –**
  - Spending high YTD
    - Staff will continue to monitor trends
- **Town Website (1080) –**
  - Spending high YTD
    - Due to timing of payment for annual website invoice

Town of Ellington

General Fund P & L For the Period 10/01/2026 through 10/31/2026

Fiscal Year: 2026-2027

		10/01/2026 - 10/31/2026	Year To Date	Budget	Budget Balance	
INCOME						
Property Taxes						
Property Taxes (+)		$434,124.44	$32,340,760.41	$58,222,726.00	$25,881,965.59	55.5%
1000.01.00000.00.40001	Current Year Levy	$393,611.01	$32,170,942.60	$58,012,726.00	$25,841,783.40	
1000.01.00000.00.40002	Prior Year Levies	$20,562.65	$39,392.51	$80,000.00	$40,607.49	
1000.01.00000.00.40003	Interest and Lien Fees	$19,950.78	$67,825.30	$80,000.00	$12,174.70	
1000.01.00000.00.40004	Tax Stabilization Agreement	$0.00	$62,600.00	$50,000.00	($12,600.00)	
Sub-total : Property Taxes		$434,124.44	$32,340,760.41	$58,222,726.00	$25,881,965.59	55.5%
Police						
Police (+)		$14,074.64	$14,074.64	$402,000.00	$387,925.36	3.5%
1000.01.00331.00.40515	POLICE SPECIAL DUTY	$14,074.64	$14,074.64	$402,000.00	$387,925.36	
Sub-total : Police		$14,074.64	$14,074.64	$402,000.00	$387,925.36	3.5%
State and Federal Grants						
State and Federal Grants (+)		$3,038,836.00	$4,347,365.66	$12,878,863.00	$8,531,497.34	33.8%
1000.01.00000.00.40101	Education Cost Sharing Grants	$2,792,245.00	$3,063,710.00	$10,755,312.00	$7,691,602.00	
1000.01.00000.00.40104	Adult ED. & VO-AG	$0.00	$18,463.00	$24,351.00	$5,888.00	
1000.01.00000.00.40140	Town Road Aid	$224,520.00	$224,520.00	$458,058.00	$233,538.00	
1000.01.00000.00.40144	Disability Reimbursement	$0.00	$0.00	$1,000.00	$1,000.00	
1000.01.00000.00.40147	Pequot/Mohegan Funds	$0.00	$0.00	$68,373.00	$68,373.00	
1000.01.00000.00.40148	Circuit Court Fines	$0.00	$0.00	$1,000.00	$1,000.00	
1000.01.00000.00.40152	Telecomm Serv Pers Property Tax	$0.00	$0.00	$113,291.00	$113,291.00	
1000.01.00000.00.40153	Additional Income Veterans	$0.00	$0.00	$5,000.00	$5,000.00	
1000.01.00000.00.40154	Local Capital Improvement Program	$0.00	$0.00	$169,432.00	$169,432.00	
1000.01.00000.00.40159	Erase Grant	$0.00	$4,152.79	$4,153.00	$0.21	
1000.01.00000.00.40161	Historical Preserve Award	$0.00	$4,000.00	$4,000.00	$0.00	
1000.01.00000.00.40162	Emergency Management	$9,497.00	$9,497.00	$8,300.00	($1,197.00)	
1000.01.00000.00.40169	North Central Arear Agency on Aging EMATS	$0.00	$1,578.00	$5,000.00	$3,422.00	
1000.01.00000.00.40177	State of Connecticut Voter Grant	$0.00	$11,325.50	$0.00	($11,325.50)	
1000.01.00000.00.40183	PA13-247-Municipal Grants-in-Aid	$0.00	$0.00	$223,527.00	$223,527.00	
1000.01.00000.00.40187	NCAAA-Nutrition PP (ENPP)	$0.00	$314.00	$5,000.00	$4,686.00	
1000.01.00000.00.40205	State of CT Neglected Cemetery	$0.00	$0.00	$6,500.00	$6,500.00	
1000.01.00000.00.40214	Motor Vehicle Tax Reimbursement	$0.00	$968,740.51	$968,741.00	$0.49	
1000.01.00000.00.40215	PILOT	$0.00	$10,675.09	$10,655.00	($20.09)	
1000.01.00000.00.40216	State of CT 'Nip Sales'	$12,574.00	$12,574.00	$20,000.00	$7,426.00	
1000.01.00000.00.40222	DOT Elderly Dial a Ride	$0.00	$0.00	$27,170.00	$27,170.00	
1000.01.00000.00.40225	State/Federal Misc Grants	$0.00	$17,815.77	$0.00	($17,815.77)	
Sub-total : State and Federal Grants		$3,038,836.00	$4,347,365.66	$12,878,863.00	$8,531,497.34	33.8%
Building Department						
Building Department (+)		$39,864.51	$243,698.59	$400,000.00	$156,301.41	60.9%
1000.01.00360.00.40305	BUILDING DEPARTMENT	$38,615.24	$239,960.04	$400,000.00	$160,039.96	
1000.01.00360.00.40427	Building Dept Misc Income	$1,249.27	$3,738.55	$0.00	($3,738.55)	
Sub-total : Building Department		$39,864.51	$243,698.59	$400,000.00	$156,301.41	60.9%
Rights of Way Permits						
Rights of Way Permits (+)		$0.00	$280.00	$2,000.00	$1,720.00	14.0%
1000.01.00410.00.40306	Rights of Way Permits	$0.00	$280.00	$2,000.00	$1,720.00	
Sub-total : Rights of Way Permits		$0.00	$280.00	$2,000.00	$1,720.00	14.0%

General Fund P & L For the Period 10/01/2026 through 10/31/2026

Fiscal Year: 2026-2027

		10/01/2026 - 10/31/2026	Year To Date	Budget	Budget Balance	
Fire Marshal						
Fire Marshal (+)		$0.00	$35.00	$200.00	$165.00	17.5%
1000.01.00391.00.40310	FIRE MARSHAL	$0.00	$0.00	$200.00	$200.00	
1000.01.00391.00.40311	Open Burning Permits	$0.00	$30.00	$0.00	($30.00)	
1000.01.00391.00.40313	Fire Reports	$0.00	$5.00	$0.00	($5.00)	
Sub-total : Fire Marshal		$0.00	$35.00	$200.00	$165.00	17.5%
Youth Services						
Youth Services (+)		$4,338.42	$10,933.65	$36,000.00	$25,066.35	30.4%
1000.01.00745.00.40555	YOUTH SERVICES ACTIVITIES	$4,338.42	$10,933.65	$36,000.00	$25,066.35	
Sub-total : Youth Services		$4,338.42	$10,933.65	$36,000.00	$25,066.35	30.4%
Human Services						
Human Services (+)		$1,358.00	$3,670.00	$0.00	($3,670.00)	0.0%
1000.01.00750.00.40570	Human Services Donation	$1,358.00	$3,670.00	$0.00	($3,670.00)	
Sub-total : Human Services		$1,358.00	$3,670.00	$0.00	($3,670.00)	0.0%
Land Use						
Land Use (+)		$2,200.00	$20,682.32	$30,000.00	$9,317.68	68.9%
1000.01.00170.00.40320	LAND USE DEPARTMENT (Planning & Zoning	$0.00	$0.00	$30,000.00	$30,000.00	
1000.01.00170.00.40327	Photo-Copies	$900.00	$915.00	$0.00	($915.00)	
1000.01.00170.00.40330	Zoning Permits	$1,060.00	$4,270.00	$0.00	($4,270.00)	
1000.01.00170.00.40331	ZP-State Surcharge	$240.00	$2,520.00	$0.00	($2,520.00)	
1000.01.00170.00.40332	PZC Zoning Fees	$0.00	$1,970.00	$0.00	($1,970.00)	
1000.01.00170.00.40333	PZC-State Surcharge	$0.00	$1,020.00	$0.00	($1,020.00)	
1000.01.00170.00.40334	Subdivision Fees	$0.00	$6,367.32	$0.00	($6,367.32)	
1000.01.00170.00.40335	Subdivision Fee-State Surcharge	$0.00	$300.00	$0.00	($300.00)	
1000.01.00170.00.40336	Zoning Board of Appeal	$0.00	$450.00	$0.00	($450.00)	
1000.01.00170.00.40337	ZBA-State Surcharge	$0.00	$180.00	$0.00	($180.00)	
1000.01.00170.00.40338	Inland Wetland Fees	$0.00	$1,460.00	$0.00	($1,460.00)	
1000.01.00170.00.40339	IWF-State Surcharge	$0.00	$530.00	$0.00	($530.00)	
1000.01.00170.00.40340	PZC-Final Subdivision Fees	$0.00	$700.00	$0.00	($700.00)	
Sub-total : Land Use		$2,200.00	$20,682.32	$30,000.00	$9,317.68	68.9%
Recreation Receipts						
Recreation Receipts (+)		$34,823.31	$332,659.01	$450,000.00	$117,340.99	73.9%
1000.01.00549.00.40349	Recreation Program Receipts	$0.00	$0.00	$450,000.00	$450,000.00	
1000.01.00549.00.40350	Beach Gate/Beach Pass	$0.00	$16,703.57	$0.00	($16,703.57)	
1000.01.00549.00.40353	Mini Programs	$7,799.57	$53,451.06	$0.00	($53,451.06)	
1000.01.00549.00.40357	Summer Day Camp	$0.00	$209,710.13	$0.00	($209,710.13)	
1000.01.00549.00.40359	Youth Programs	$27,023.74	$52,699.25	$0.00	($52,699.25)	
1000.01.00549.00.40361	Rentals	$0.00	$95.00	$0.00	($95.00)	
Sub-total : Recreation Receipts		$34,823.31	$332,659.01	$450,000.00	$117,340.99	73.9%
Town Clerk						
Town Clerk (+)		$31,888.54	$103,846.79	$315,750.00	$211,903.21	32.9%
1000.01.00140.00.40400	TOWN CLERK-CONVEYANCE TAX	$25,460.54	$74,855.04	$235,000.00	$160,144.96	
1000.01.00140.00.40405	TOWN CLERK RECORDING FEES & LICENSES	$0.00	$0.00	$80,000.00	$80,000.00	
1000.01.00140.00.40406	Recording Fees	$4,868.00	$21,248.00	$0.00	($21,248.00)	
1000.01.00140.00.40407	Sportsman Licenses	$0.00	$127.00	$0.00	($127.00)	
1000.01.00140.00.40408	Sportsman Fees	$0.00	$7.00	$0.00	($7.00)	

General Fund P & L For the Period 10/01/2026 through 10/31/2026

Fiscal Year: 2026-2027

		10/01/2026 - 10/31/2026	Year To Date	Budget	Budget Balance	
1000.01.00140.00.40409	Photo-Copies	$525.00	$2,659.75	$0.00	($2,659.75)	
1000.01.00140.00.40411	Vitals	$628.00	$3,068.00	$0.00	($3,068.00)	
1000.01.00140.00.40413	Notary	$145.00	$850.00	$0.00	($850.00)	
1000.01.00140.00.40416	Crystal Lake Cemetery	$70.00	$160.00	$0.00	($160.00)	
1000.01.00140.00.40417	Marriage Surcharge	$102.00	$782.00	$0.00	($782.00)	
1000.01.00140.00.40460	AIRCRAFT REGISTRATION	$90.00	$90.00	$750.00	$660.00	
Sub-total : Town Clerk		$31,888.54	$103,846.79	$315,750.00	$211,903.21	32.9%
Animal Control						
Animal Control (+)		$864.00	$5,805.50	$24,000.00	$18,194.50	24.2%
1000.01.00340.00.40480	ANIMAL CONTROL OFFICER FEES & LICENSES	$0.00	$0.00	$24,000.00	$24,000.00	
1000.01.00340.00.40481	Dog Licenses	$503.00	$3,493.00	$0.00	($3,493.00)	
1000.01.00340.00.40482	Dog Fees	$251.00	$1,280.50	$0.00	($1,280.50)	
1000.01.00340.00.40483	Dog Surcharge	$110.00	$1,002.00	$0.00	($1,002.00)	
1000.01.00340.00.40484	Dog Warden	$0.00	$30.00	$0.00	($30.00)	
Sub-total : Animal Control		$864.00	$5,805.50	$24,000.00	$18,194.50	24.2%
Senior Center						
Senior Center (+)		$3,066.00	$11,521.21	$44,800.00	$33,278.79	25.7%
1000.01.00795.00.40571	Senior Center Donation	$0.00	$0.00	$600.00	$600.00	
1000.01.00795.00.40572	Senior Center EMATS	$60.00	$605.00	$2,000.00	$1,395.00	
1000.01.00795.00.40574	Senior Center Programs	$3,006.00	$10,916.21	$42,200.00	$31,283.79	
Sub-total : Senior Center		$3,066.00	$11,521.21	$44,800.00	$33,278.79	25.7%
Investment Earnings						
Investment Earnings (+)		$127,443.28	$427,086.21	$920,000.00	$492,913.79	46.4%
1000.01.00000.00.40600	INVESTMENT EARNINGS	$127,443.28	$427,086.21	$920,000.00	$492,913.79	
Sub-total : Investment Earnings		$127,443.28	$427,086.21	$920,000.00	$492,913.79	46.4%
Debt Retirement						
Debt Retirement (+)		$0.00	$0.00	$90,000.00	$90,000.00	0.0%
1000.01.00910.00.40605	DEBT RETIREMENT	$0.00	$0.00	$90,000.00	$90,000.00	
Sub-total : Debt Retirement		$0.00	$0.00	$90,000.00	$90,000.00	0.0%
Ambulance Fee Program						
Ambulance Fee Program (+)		$0.00	$0.00	$348,315.00	$348,315.00	0.0%
1000.01.00000.00.40622	AMBULANCE FEE PROGRAM	$0.00	$0.00	$348,315.00	$348,315.00	
Sub-total : Ambulance Fee Program		$0.00	$0.00	$348,315.00	$348,315.00	0.0%
Insurance Claims & Refunds						
Insurance Claims & Refunds (+)		$0.00	$15,400.00	$0.00	($15,400.00)	0.0%
1000.01.00950.00.40630	INSURANCE CLAIMS & REFUNDS	$0.00	$15,400.00	$0.00	($15,400.00)	
Sub-total : Insurance Claims & Refunds		$0.00	$15,400.00	$0.00	($15,400.00)	0.0%
Miscellaneous Income						
Miscellaneous Income (+)		$57,867.64	$100,306.38	$993,869.00	$893,562.62	10.1%
1000.01.00000.00.40701	Transfer From Capital Reserve	$0.00	$0.00	$106,000.00	$106,000.00	
1000.01.00000.00.40634	Charging Station Revenue	$83.51	$294.45	$700.00	$405.55	
1000.01.00000.00.40702	Transfer from Mill Rate Stabilization	$0.00	$0.00	$807,219.00	$807,219.00	
1000.01.00000.00.40645	SUNDRY REFUNDS & RECEIPTS	$700.00	$20,849.94	$40,000.00	$19,150.06	
1000.01.00000.00.40646	RENTAL INCOME	$0.00	$14,975.00	$29,950.00	$14,975.00	

General Fund P & L For the Period 10/01/2026 through 10/31/2026

Fiscal Year: 2026-2027

		10/01/2026 - 10/31/2026	Year To Date	Budget	Budget Balance	
1000.01.00000.00.40647	SALE OF TOWN PROPERTY	$55,000.00	$55,000.00	$0.00	($55,000.00)	
1000.01.00000.00.40669	Recycling Revenue	$2,084.13	$9,186.99	$10,000.00	$813.01	
Sub-total : Miscellaneous Income		$57,867.64	$100,306.38	$993,869.00	$893,562.62	10.1%
Appropriation-Fund Balance						
Appropriation-Fund Balance (+)		$0.00	$0.00	$524,157.00	$524,157.00	0.0%
1000.01.00000.00.40700	APPROPRIATION-FUND BALANCE	$0.00	$0.00	$524,157.00	$524,157.00	
Sub-total : Appropriation-Fund Balance		$0.00	$0.00	$524,157.00	$524,157.00	0.0%
Hall Memorial Library						
Hall Memorial Library (+)		$175.72	$2,076.62	$44,475.00	$42,398.38	4.7%
1000.01.00000.00.40511	Hall Memorial Library Reimbursement	$0.00	$0.00	$30,000.00	$30,000.00	
1000.01.00000.00.40512	Friends of Library	$175.72	$2,076.62	$14,475.00	$12,398.38	
Sub-total : Hall Memorial Library		$175.72	$2,076.62	$44,475.00	$42,398.38	4.7%
Total : INCOME		$3,790,924.50	$37,980,201.99	$75,727,155.00	$37,746,953.01	50.2%
EXPENSES						
Board of Selectmen						
Board of Selectmen (+)		$3,682.86	$154,530.17	$358,064.00	$203,533.83	43.2%
1000.01.00110.10.50101	Full Time---Board of Selectmen	($3,085.49)	$107,887.41	$255,452.00	$147,564.59	
1000.01.00110.10.50103	Part Time---Board of Selectmen--	$6,538.35	$28,921.22	$83,096.00	$54,174.78	
1000.01.00110.20.60221	Advertising Printing---Board of Selectmen--	$0.00	$330.54	$2,000.00	$1,669.46	
1000.01.00110.20.60222	Dues & Subscriptions---Board of Selectmen--	$0.00	$10,058.50	$9,916.00	($142.50)	
1000.01.00110.20.60223	Travel - Board of Selectmen -	$0.00	$0.00	$100.00	$100.00	
1000.01.00110.20.60234	Professional Development---Board of Selectmen--	$230.00	$1,258.00	$2,000.00	$742.00	
1000.01.00110.20.60240	Telephone---Board of Selectmen--	$0.00	$4,726.16	$0.00	($4,726.16)	
1000.01.00110.20.60250	Contracted Services---Board of Selectmen--	$0.00	$555.99	$1,000.00	$444.01	
1000.01.00110.30.60341	Office Supplies---Board of Selectmen--	$0.00	$792.35	$4,500.00	$3,707.65	
Sub-total : Board of Selectmen		$3,682.86	$154,530.17	$358,064.00	$203,533.83	43.2%
Human Resources						
Human Resources (+)		$36,752.91	$38,487.11	$121,135.00	$82,647.89	31.8%
1000.01.00111.10.50101	Full Time - Human Resources	$36,103.07	$36,103.07	$101,185.00	$65,081.93	
1000.01.00111.20.60221	Advertising Printing - Human Resources	$0.00	$0.00	$500.00	$500.00	
1000.01.00111.20.60222	Dues & Subscriptions - Human Resources	$0.00	$0.00	$299.00	$299.00	
1000.01.00111.20.60234	Professional Development - Human Resources	$0.00	$0.00	$400.00	$400.00	
1000.01.00111.20.60250	Contracted Services - Human Resources	$649.84	$2,384.04	$18,251.00	$15,866.96	
1000.01.00111.30.60341	Office Supplies - Human Resources	$0.00	$0.00	$500.00	$500.00	
Sub-total : Human Resources		$36,752.91	$38,487.11	$121,135.00	$82,647.89	31.8%
Information Technology						
Information Technology (+)		$8,513.94	$78,238.94	$303,464.00	$225,225.06	25.8%
1000.01.00112.10.50101	Full Time - IT	$0.00	$0.00	$50,146.00	$50,146.00	
1000.01.00112.20.60222	Dues & Subscriptions - IT	$1,489.60	$4,937.60	$24,850.00	$19,912.40	
1000.01.00112.20.60223	Travel - IT	$0.00	$0.00	$2,000.00	$2,000.00	
1000.01.00112.20.60240	Telephone - IT	$7,024.34	$17,217.38	$89,386.00	$72,168.62	
1000.01.00112.20.60250	Contracted Services - IT	$0.00	$0.00	$66,232.00	$66,232.00	

		10/01/2026 - 10/31/2026	Year To Date	Budget	Budget Balance	
1000.01.00112.20.60275	Computer Repairs & Updates - IT	$0.00	$20,559.87	$17,038.00	($3,521.87)	
1000.01.00112.20.60276	Network Repairs/Updates - IT	$0.00	$12,971.10	$28,107.00	$15,135.90	
1000.01.00112.20.60279	Security Repairs/Updates - IT	$0.00	$11,604.06	$10,705.00	($899.06)	
1000.01.00112.70.60761	Technical Equipment - IT	$0.00	$10,948.93	$15,000.00	$4,051.07	
Sub-total : Information Technology		$8,513.94	$78,238.94	$303,464.00	$225,225.06	25.8%
Probate Court						
Probate Court (+)		$1,713.16	$7,243.23	$10,670.00	$3,426.77	67.9%
1000.01.00155.20.60250	Contracted Services---Probate Court--	$1,713.16	$7,243.23	$10,670.00	$3,426.77	
Sub-total : Probate Court		$1,713.16	$7,243.23	$10,670.00	$3,426.77	67.9%
Board of Finance						
Board of Finance (+)		$9,652.50	$10,237.50	$12,300.00	$2,062.50	83.2%
1000.01.00120.10.50103	Part Time---Board of Finance--	$152.50	$737.50	$2,300.00	$1,562.50	
1000.01.00120.20.60221	Advertising Printing---Board of Finance--	$0.00	$0.00	$500.00	$500.00	
1000.01.00120.20.60250	Contracted Services---Board of Finance--	$9,500.00	$9,500.00	$9,500.00	$0.00	
Sub-total : Board of Finance		$9,652.50	$10,237.50	$12,300.00	$2,062.50	83.2%
Town Planner						
Town Planner (+)		$21,871.22	$98,876.97	$287,056.00	$188,179.03	34.4%
1000.01.00170.10.50101	Full Time---Town Planner--	$21,478.28	$96,327.55	$279,206.00	$182,878.45	
1000.01.00170.10.50110	Other Benefits---Town Planner--	$0.00	$600.00	$600.00	$0.00	
1000.01.00170.20.60221	Advertising Printing---Town Planner--	$0.00	$0.00	$100.00	$100.00	
1000.01.00170.20.60222	Dues & Subscriptions---Town Planner--	$0.00	$822.70	$1,300.00	$477.30	
1000.01.00170.20.60223	Travel---Town Planner--	$177.10	$177.10	$1,000.00	$822.90	
1000.01.00170.20.60234	Professional Development---Town Planner--	$0.00	$466.09	$850.00	$383.91	
1000.01.00170.20.60250	Contracted Services---Town Planner--	$20.23	$80.92	$2,000.00	$1,919.08	
1000.01.00170.30.60341	Office Supplies---Town Planner--	$195.61	$402.61	$2,000.00	$1,597.39	
Sub-total : Town Planner		$21,871.22	$98,876.97	$287,056.00	$188,179.03	34.4%
Auditors						
Auditors (+)		$0.00	$17,664.12	$66,726.00	$49,061.88	26.5%
1000.01.00121.20.60250	Contracted Services---Auditors--	$0.00	$17,664.12	$66,726.00	$49,061.88	
Sub-total : Auditors		$0.00	$17,664.12	$66,726.00	$49,061.88	26.5%
Auditors-Special Projects						
Auditors-Special Projects (+)		$0.00	$0.00	$1.00	$1.00	0.0%
1000.01.00122.20.60250	Contracted Services---Auditors-Special Projects--	$0.00	$0.00	$1.00	$1.00	
Sub-total : Auditors-Special Projects		$0.00	$0.00	$1.00	$1.00	0.0%
Finance Officer						
Finance Officer (+)		$58,645.03	$224,937.56	$562,960.00	$338,022.44	40.0%
1000.01.00130.10.50101	Full Time---Finance Officer--	$32,598.39	$122,054.93	$432,678.00	$310,623.07	
1000.01.00130.10.50110	Other Benefits---Finance Officer--	$0.00	$250.00	$250.00	$0.00	
1000.01.00130.20.60221	Advertising & Printing Forms---Finance Officer--	$0.00	$0.00	$3,400.00	$3,400.00	
1000.01.00130.20.60222	Dues & Subscriptions---Finance Officer--	$0.00	$0.00	$1,139.00	$1,139.00	
1000.01.00130.20.60234	Professional Development---Finance Officer--	$180.00	$180.00	$2,200.00	$2,020.00	
1000.01.00130.20.60250	Contracted Services---Finance Officer--	$25,845.08	$102,058.87	$120,293.00	$18,234.13	

General Fund P & L For the Period 10/01/2026 through 10/31/2026

Fiscal Year: 2026-2027

		10/01/2026 - 10/31/2026	Year To Date	Budget	Budget Balance	
1000.01.00130.30.60341	Office Supplies---Finance Officer--	$21.56	$393.76	$3,000.00	$2,606.24	
Sub-total : Finance Officer		$58,645.03	$224,937.56	$562,960.00	$338,022.44	40.0%
Registrars & Electors						
Registrars & Electors (+)		$8,272.00	$31,235.33	$76,317.00	$45,081.67	40.9%
1000.02.00210.10.50103	Part Time---Registrars & Electors--	$3,296.76	$16,877.42	$57,658.00	$40,780.58	
1000.02.00210.10.50104	Seasonal - Registrars & Electors--	$142.50	$687.25	$0.00	($687.25)	
1000.02.00210.20.60221	Advertising Printing---Registrars & Electors--	$4,782.50	$5,328.99	$2,000.00	($3,328.99)	
1000.02.00210.20.60222	Dues & Subscriptions---Registrars & Electors--	$0.00	$170.00	$500.00	$330.00	
1000.02.00210.20.60223	Travel---Registrars & Electors--	$0.00	$0.00	$3,000.00	$3,000.00	
1000.02.00210.20.60233	Education---Registrars & Electors--	$0.00	$60.00	$1,600.00	$1,540.00	
1000.02.00210.20.60234	Professional Development---Registrars & Electors--	$0.00	$910.00	$1,000.00	$90.00	
1000.02.00210.20.60250	Contracted Services---Registrars & Electors--	$0.00	$6,973.00	$8,359.00	$1,386.00	
1000.02.00210.20.60271	Repairs & Mnt Equipmnt---Registrars & Electors--	$0.00	$0.00	$200.00	$200.00	
1000.02.00210.30.60341	Office Supplies---Registrars & Electors--	$0.00	$0.00	$2,000.00	$2,000.00	
1000.02.00210.30.60349	Food & Meals---Registrars & Electors--	$50.24	$228.67	$0.00	($228.67)	
Sub-total : Registrars & Electors		$8,272.00	$31,235.33	$76,317.00	$45,081.67	40.9%
Economic Development Commission						
Economic Development Commission (+)		$580.00	$840.00	$4,400.00	$3,560.00	19.1%
1000.02.00220.10.50103	Part Time---Econ Devet Commission--	$130.00	$390.00	$1,600.00	$1,210.00	
1000.02.00220.20.60221	Advertising Printing---Econ Devet Commission--	$0.00	$0.00	$1,000.00	$1,000.00	
1000.02.00220.20.60222	Dues & Subscriptions---Econ Devet Commission--	$450.00	$450.00	$800.00	$350.00	
1000.02.00220.20.60234	Professional Development---Econ Devet Commission--	$0.00	$0.00	$100.00	$100.00	
1000.02.00220.20.60250	Contracted Services---Econ Devet Commission--	$0.00	$0.00	$900.00	$900.00	
Sub-total : Economic Development Commission		$580.00	$840.00	$4,400.00	$3,560.00	19.1%
Tax Assessor						
Tax Assessor (+)		$31,260.28	$114,596.39	$299,969.00	$185,372.61	38.2%
1000.01.00131.10.50101	Full Time---Tax Assessor--	$18,986.97	$84,968.08	$246,999.00	$162,030.92	
1000.01.00131.20.60221	Advertising Printing---Tax Assessor--	$0.00	$0.00	$1,770.00	$1,770.00	
1000.01.00131.20.60222	Dues & Subscriptions---Tax Assessor--	$0.00	$0.00	$1,450.00	$1,450.00	
1000.01.00131.20.60223	Travel---Tax Assessor--	$0.00	$0.00	$100.00	$100.00	
1000.01.00131.20.60234	Professional Development---Tax Assessor--	$70.00	$150.00	$2,480.00	$2,330.00	
1000.01.00131.20.60250	Contracted Services---Tax Assessor--	$12,203.31	$29,228.31	$38,955.00	$9,726.69	
1000.01.00131.20.60251	State of Connecticut---Tax Assessor--	$0.00	$250.00	$250.00	$0.00	
1000.01.00131.20.60269	Mapping---Tax Assessor--	$0.00	$0.00	$6,385.00	$6,385.00	
1000.01.00131.30.60341	Office Supplies---Tax Assessor--	$0.00	$0.00	$1,580.00	$1,580.00	
Sub-total : Tax Assessor		$31,260.28	$114,596.39	$299,969.00	$185,372.61	38.2%
Tax Collector						
Tax Collector (+)		$13,642.30	$84,777.56	$207,319.00	$122,541.44	40.9%
1000.01.00132.10.50101	Full Time---Tax Collector--	$13,442.30	$56,866.97	$174,500.00	$117,633.03	

General Fund P & L For the Period 10/01/2026 through 10/31/2026

Fiscal Year: 2026-2027

		10/01/2026 - 10/31/2026	Year To Date	Budget	Budget Balance	
1000.01.00132.20.60221	Advertising Printing---Tax Collector--	$0.00	$448.59	$1,250.00	$801.41	
1000.01.00132.20.60222	Dues & Subscriptions---Tax Collector--	$0.00	$20.00	$300.00	$280.00	
1000.01.00132.20.60223	Travel---Tax Collector--	$0.00	$0.00	$650.00	$650.00	
1000.01.00132.20.60232	Postage---Tax Collector--	$0.00	$0.00	$400.00	$400.00	
1000.01.00132.20.60234	Professional Development---Tax Collector--	$0.00	$70.00	$1,500.00	$1,430.00	
1000.01.00132.20.60250	Contracted Services---Tax Collector--	$200.00	$24,694.98	$24,469.00	($225.98)	
1000.01.00132.20.60251	State of Connecticut---Tax Collector--	$0.00	$250.00	$250.00	$0.00	
1000.01.00132.30.60341	Office Supplies---Tax Collector--	$0.00	$2,427.02	$4,000.00	$1,572.98	
Sub-total : Tax Collector		$13,642.30	$84,777.56	$207,319.00	$122,541.44	40.9%
Board of Assessment Appeals						
Board of Assessment Appeals (+)		$0.00	$55.09	$130.00	$74.91	42.4%
1000.01.00133.20.60221	Advertising Printing---BD of Asseement Appeals--	$0.00	$55.09	$80.00	$24.91	
1000.01.00133.20.60234	Professional Development---BD of Asseement Appeals	$0.00	$0.00	$50.00	$50.00	
Sub-total : Board of Assessment Appeals		$0.00	$55.09	$130.00	$74.91	42.4%
Insurance Advisory Board						
Insurance Advisory Board (+)		$0.00	$0.00	$130.00	$130.00	0.0%
1000.01.00134.10.50103	Part Time---Insurance Advisory Board--	$0.00	$0.00	$130.00	$130.00	
Sub-total : Insurance Advisory Board		$0.00	$0.00	$130.00	$130.00	0.0%
Planning & Zoning						
Planning & Zoning (+)		$17,848.00	$18,713.70	$29,000.00	$10,286.30	64.5%
1000.02.00230.20.60221	Advertising Printing----Planning & Zoning Comm--	$0.00	$865.70	$4,000.00	$3,134.30	
1000.02.00230.20.60222	Dues & Subscriptions---Planning & Zoning Comm--	$14,252.00	$14,252.00	$14,300.00	$48.00	
1000.02.00230.20.60234	Professional Development----Planning & Zoning Comm	$0.00	$0.00	$250.00	$250.00	
1000.02.00230.20.60254	St of CT Surcharges---Planning & Zoning Comm--	$3,596.00	$3,596.00	$10,450.00	$6,854.00	
Sub-total : Planning & Zoning		$17,848.00	$18,713.70	$29,000.00	$10,286.30	64.5%
Design Review Board						
Design Review Board (+)		$0.00	$0.00	$1.00	$1.00	0.0%
1000.02.00235.20.60250	Contracted Services---Design Review Board--	$0.00	$0.00	$1.00	$1.00	
Sub-total : Design Review Board		$0.00	$0.00	$1.00	$1.00	0.0%
Town Clerk						
Town Clerk (+)		$14,660.52	$64,583.76	$197,894.00	$133,310.24	32.6%
1000.01.00140.10.50101	Full Time---Town clerk--	$12,215.54	$54,782.84	$158,794.00	$104,011.16	
1000.01.00140.10.50103	Part Time---Town clerk--	$957.13	$4,906.02	$11,000.00	$6,093.98	
1000.01.00140.20.60221	Advertising Printing---Town clerk--	$0.00	$409.24	$3,500.00	$3,090.76	
1000.01.00140.20.60222	Dues & Subscriptions---Town clerk--	$442.00	$442.00	$650.00	$208.00	
1000.01.00140.20.60223	Travel---Town clerk--	$181.80	$238.64	$300.00	$61.36	
1000.01.00140.20.60234	Professional Development---Town clerk--	$0.00	$801.00	$1,500.00	$699.00	
1000.01.00140.20.60250	Contracted Services---Town clerk--	$0.00	$1,914.76	$9,000.00	$7,085.24	
1000.01.00140.20.60251	State of Connecticut---Town clerk--	$67.00	$157.00	$2,250.00	$2,093.00	
1000.01.00140.20.60253	Vital Statistics---Town clerk--	$0.00	$0.00	$150.00	$150.00	
1000.01.00140.20.60254	St of CT Surcharges---Town clerk--	$714.00	$714.00	$2,000.00	$1,286.00	

		10/01/2026 - 10/31/2026	Year To Date	Budget	Budget Balance	
1000.01.00140.20.60262	Codification Town Laws Regs---Town clerk--	$0.00	$0.00	$5,000.00	$5,000.00	
1000.01.00140.20.60271	Repairs & Mnt Equipmnt---Town clerk--	$0.00	$0.00	$750.00	$750.00	
1000.01.00140.30.60341	Office Supplies---Town clerk--	$83.05	$218.26	$3,000.00	$2,781.74	
Sub-total : Town Clerk		$14,660.52	$64,583.76	$197,894.00	$133,310.24	32.6%
Town Counsel						
Town Counsel (+)		$1,439.00	$12,995.79	$96,000.00	$83,004.21	13.5%
1000.01.00150.20.60250	Contracted Services---Town counsel--	$1,439.00	$12,995.79	$96,000.00	$83,004.21	
Sub-total : Town Counsel		$1,439.00	$12,995.79	$96,000.00	$83,004.21	13.5%
Zoning Board of Appeals						
Zoning Board of Appeals (+)		$174.00	$512.41	$3,450.00	$2,937.59	14.9%
1000.02.00240.20.60221	Advertising Printing---Zoning Board of Appeals--	$0.00	$338.41	$2,300.00	$1,961.59	
1000.02.00240.20.60234	Professional Development---Zoning Board of Appeals	$0.00	$0.00	$250.00	$250.00	
1000.02.00240.20.60254	St of CT Surcharges---Zoning Board of Appeals--	$174.00	$174.00	$900.00	$726.00	
Sub-total : Zoning Board of Appeals		$174.00	$512.41	$3,450.00	$2,937.59	14.9%
Shared Services Commission						
Shared Services Commission (+)		$0.00	$0.00	$1.00	$1.00	0.0%
1000.02.00245.10.50103	Part Time---Shared Services Commission--	$0.00	$0.00	$1.00	$1.00	
Sub-total : Shared Services Commission		$0.00	$0.00	$1.00	$1.00	0.0%
Permanent Building Committee						
Permanent Building Committee (+)		$145.00	$475.00	$2,580.00	$2,105.00	18.4%
1000.02.00250.20.60221	Advertising Printing---Permanent Building Committe	$0.00	$0.00	$500.00	$500.00	
1000.02.00250.10.50103	Part Time---Permanent Building Committee--	$145.00	$475.00	$2,080.00	$1,605.00	
Sub-total : Permanent Building Committee		$145.00	$475.00	$2,580.00	$2,105.00	18.4%
Ethics Commission						
Ethics Commission (+)		$0.00	$0.00	$20.00	$20.00	0.0%
1000.02.00255.20.60223	Travel---Ethics Commission--	$0.00	$0.00	$20.00	$20.00	
Sub-total : Ethics Commission		$0.00	$0.00	$20.00	$20.00	0.0%
Inlands Wetlands Agency						
Inlands Wetlands Agency (+)		$522.00	$891.89	$5,650.00	$4,758.11	15.8%
1000.02.00260.20.60221	Advertising Printing---Inland Werlands Agency--	$0.00	$369.89	$2,000.00	$1,630.11	
1000.02.00260.20.60222	Dues & Subscriptions---Inland Werlands Agency--	$0.00	$0.00	$2,100.00	$2,100.00	
1000.02.00260.20.60234	Professional Development---Inland Werlands Agency-	$0.00	$0.00	$150.00	$150.00	
1000.02.00260.20.60254	ST of CT Surcharges---Inland Werlands Agency--	$522.00	$522.00	$1,400.00	$878.00	
Sub-total : Inlands Wetlands Agency		$522.00	$891.89	$5,650.00	$4,758.11	15.8%
Flood & Erosion Control Board						
Flood & Erosion Control Board (+)		$0.00	$0.00	$1.00	$1.00	0.0%
1000.02.00265.20.60250	Contracted Services---Flood & Erosion Control Boar	$0.00	$0.00	$1.00	$1.00	
Sub-total : Flood & Erosion Control Board		$0.00	$0.00	$1.00	$1.00	0.0%

General Fund P & L For the Period 10/01/2026 through 10/31/2026

Fiscal Year: 2026-2027

		10/01/2026 - 10/31/2026	Year To Date	Budget	Budget Balance	
Conservation Commission						
Conservation Commission (+)		$130.00	$390.00	$3,350.00	$2,960.00	11.6%
1000.02.00270.10.50103	Part Time---Conservation Commission--	$130.00	$390.00	$1,600.00	$1,210.00	
1000.02.00270.20.60221	Advertising Printing---Conservation Commission--	$0.00	$0.00	$400.00	$400.00	
1000.02.00270.20.60222	Dues & Subscriptions---Conservation Commission--	$0.00	$0.00	$1,350.00	$1,350.00	
Sub-total : Conservation Commission		$130.00	$390.00	$3,350.00	$2,960.00	11.6%
Center Fire Department						
Center Fire Department (+)		$8,238.85	$55,511.70	$426,515.00	$371,003.30	13.0%
1000.03.00310.10.50101	Full Time - Center Fire Dept	$0.00	$0.00	$135,200.00	$135,200.00	
1000.03.00310.10.50103	Part Time---Center Fire Dept--	$460.00	$540.00	$26,280.00	$25,740.00	
1000.03.00310.20.60221	Advertising Printing---Center Fire Dept--	$0.00	$0.00	$200.00	$200.00	
1000.03.00310.20.60222	Dues & Subscriptions---Center Fire Dept--	$0.00	$843.75	$2,330.00	$1,486.25	
1000.03.00310.20.60233	Education---Center Fire Dept--	$1,271.40	$7,262.75	$24,430.00	$17,167.25	
1000.03.00310.20.60234	Professional Development---Center Fire Dept--	$0.00	$0.00	$6,000.00	$6,000.00	
1000.03.00310.20.60250	Contracted Services---Center Fire Dept--	$215.84	$6,874.83	$38,250.00	$31,375.17	
1000.03.00310.20.60271	Repairs & Mnt Equipment---Center Fire Dept--	$3,375.27	$5,623.67	$25,350.00	$19,726.33	
1000.03.00310.20.60273	Motor Vehicle Repair---Center Fire Dept--	$485.36	$22,656.39	$44,750.00	$22,093.61	
1000.03.00310.20.60274	Repairs & Mnt Radio---Center Fire Dept--	$0.00	$0.00	$2,500.00	$2,500.00	
1000.03.00310.30.60341	Office Supplies---Center Fire Dept--	$0.00	$0.00	$1,000.00	$1,000.00	
1000.03.00310.30.60342	Uniform & Clothing---Center Fire Dept--	$532.38	$752.38	$63,925.00	$63,172.62	
1000.03.00310.30.60346	Technical Supplies---Center Fire Dept--	$0.00	$32.19	$3,000.00	$2,967.81	
1000.03.00310.30.60348	Sara Equipment---Center Fire Dept--	$707.92	$707.92	$3,800.00	$3,092.08	
1000.03.00310.30.60349	Food & Meals---Center Fire Dept--	$0.00	$0.00	$750.00	$750.00	
1000.03.00310.30.60353	Tires---Center Fire Dept--	$0.00	$0.00	$14,800.00	$14,800.00	
1000.03.00310.30.60355	Motor Vehicle Parts---Center Fire Dept--	$697.30	$9,714.55	$21,650.00	$11,935.45	
1000.03.00310.70.60761	Technical Equipment---Center Fire Dept--	$493.38	$503.27	$9,300.00	$8,796.73	
1000.03.00310.70.60766	Building Equipment---Center Fire Dept--	$0.00	$0.00	$3,000.00	$3,000.00	
Sub-total : Center Fire Department		$8,238.85	$55,511.70	$426,515.00	$371,003.30	13.0%
Crystal Lake Fire Department						
Crystal Lake Fire Department (+)		$3,529.76	$16,625.12	$110,320.00	$93,694.88	15.1%
1000.03.00320.10.50103	Part Time---Crystal Lake Fire Dept--	$600.00	$1,982.00	$6,110.00	$4,128.00	
1000.03.00320.20.60221	Advertising Printing---Crystal Lake Fire Dept--	$0.00	$0.00	$190.00	$190.00	
1000.03.00320.20.60222	Dues & Subscriptions---Crystal Lake Fire Dept--	$370.00	$1,070.00	$3,720.00	$2,650.00	
1000.03.00320.20.60233	Education---Crystal Lake Fire Dept--	$1,529.20	$3,004.20	$12,950.00	$9,945.80	
1000.03.00320.20.60234	Professional development---Crystal Lake Fire Dept-	$0.00	$0.00	$1,500.00	$1,500.00	
1000.03.00320.20.60250	Contracted Services---Crystal Lake Fire Dept--	$900.00	$6,548.40	$22,425.00	$15,876.60	
1000.03.00320.20.60271	Repairs & Mnt Equipment---Crystal Lake Fire Dept--	$0.00	$1,799.08	$8,050.00	$6,250.92	
1000.03.00320.20.60273	Motor Vehicle Repair---Crystal Lake Fire Dept--	$0.00	$1,514.50	$16,500.00	$14,985.50	

General Fund P & L For the Period 10/01/2026 through 10/31/2026

Fiscal Year: 2026-2027

		10/01/2026 - 10/31/2026	Year To Date	Budget	Budget Balance	
1000.03.00320.30.60341	Office Supplies---Crystal Lake Fire Dept--	$0.00	$17.83	$400.00	$382.17	
1000.03.00320.30.60342	Uniform & Clothing---Crystal Lake Fire Dept--	$0.00	$558.55	$22,025.00	$21,466.45	
1000.03.00320.30.60346	Technical Supplies---Crystal Lake Fire Dept--	$130.56	$130.56	$1,000.00	$869.44	
1000.03.00320.70.60761	Technical Equipment---Crystal Lake Fire Dept--	$0.00	$0.00	$15,450.00	$15,450.00	
Sub-total : Crystal Lake Fire Department		$3,529.76	$16,625.12	$110,320.00	$93,694.88	15.1%
Fire Protection Hydrants						
Fire Protection Hydrants (+)		$43,160.08	$129,480.24	$570,000.00	$440,519.76	22.7%
1000.03.00321.20.60243	Water---Fire Protection Hydrants--	$43,160.08	$129,480.24	$570,000.00	$440,519.76	
Sub-total : Fire Protection Hydrants		$43,160.08	$129,480.24	$570,000.00	$440,519.76	22.7%
Emergency 911						
Emergency 911 (+)		$0.00	$41,477.46	$73,387.00	$31,909.54	56.5%
1000.03.00322.20.60223	Travel---Emergency 911--	$0.00	$0.00	$130.00	$130.00	
1000.03.00322.20.60250	Contracted Services---Emergency 911--	$0.00	$41,477.46	$73,257.00	$31,779.54	
Sub-total : Emergency 911		$0.00	$41,477.46	$73,387.00	$31,909.54	56.5%
Police						
Police (+)		$52,751.29	$351,161.78	$1,608,658.00	$1,257,496.22	21.8%
1000.03.00330.10.50103	Part Time---Police--	$5,402.39	$24,067.18	$64,488.00	$40,420.82	
1000.03.00330.10.50110	Other Benefits---Police--	$0.00	$13,150.00	$150.00	($13,000.00)	
1000.03.00330.10.50111	Road Constable---Police--	$25,506.81	$103,013.04	$203,078.00	$100,064.96	
1000.03.00330.10.50112	Marine Constable---Police--	$1,575.41	$17,187.06	$67,037.00	$49,849.94	
1000.03.00330.10.50118	MPTC Training---Police--	$153.32	$18,560.37	$42,810.00	$24,249.63	
1000.03.00330.10.50122	Resident State Troopers---Police--	$0.00	$0.00	$817,580.00	$817,580.00	
1000.03.00330.10.50123	Resident State Troopers-Overtime--Police--	$0.00	$0.00	$122,352.00	$122,352.00	
1000.03.00330.20.60222	Dues & Subscriptions---Police--	$0.00	$0.00	$540.00	$540.00	
1000.03.00330.20.60240	Telephone---Police--	$0.00	$619.68	$0.00	($619.68)	
1000.03.00330.20.60250	Contracted Services---Police--	$2,050.34	$7,383.81	$35,076.00	$27,692.19	
1000.03.00330.30.60341	Office Supplies---Police--	$0.00	$21.99	$1,700.00	$1,678.01	
1000.03.00330.30.60342	Uniform & Clothing---Police--	$0.00	$0.00	$13,500.00	$13,500.00	
1000.03.00330.30.60346	Technical Supplies---Police--	$0.00	$0.00	$3,097.00	$3,097.00	
1000.03.00330.70.60759	New Equipment---Police--	$0.00	$472.24	$2,850.00	$2,377.76	
1000.03.00330.70.60761	Technical Equipment---Police--	$0.00	$0.00	$5,900.00	$5,900.00	
1000.03.00331.10.50114	Special Duty---Police Special Duty--	$1,926.09	$6,238.22	$12,000.00	$5,761.78	
1000.03.00331.10.50119	Private Duty---Police Special Duty--	$16,136.93	$160,448.19	$215,000.00	$54,551.81	
1000.03.00333.20.60250	Contracted Services---Police Drug Abuse Resit Ed--	$0.00	$0.00	$1,500.00	$1,500.00	
Sub-total : Police		$52,751.29	$351,161.78	$1,608,658.00	$1,257,496.22	21.8%
Animal Control Officer						
Animal Control Officer (+)		$8,661.20	$40,271.64	$122,701.00	$82,429.36	32.8%
1000.03.00340.10.50103	Part Time---Animal Control Officer--	$8,555.23	$38,739.34	$103,683.00	$64,943.66	
1000.03.00340.10.50110	Other Benefits---Animal Control Officer--	$0.00	$450.00	$450.00	$0.00	
1000.03.00340.20.60221	Advertising Printing---Animal Control Officer--	$0.00	$0.00	$300.00	$300.00	
1000.03.00340.20.60222	Dues & Subscriptions---Animal Control Officer--	$50.75	$50.75	$30.00	($20.75)	
1000.03.00340.20.60234	Professional Development---Animal Control Officer-	$0.00	$300.00	$300.00	$0.00	

General Fund P & L For the Period 10/01/2026 through 10/31/2026

Fiscal Year: 2026-2027

		10/01/2026 - 10/31/2026	Year To Date	Budget	Budget Balance	
1000.03.00340.20.60250	Contracted Services---Animal Control Officer--	$0.00	$427.83	$2,400.00	$1,972.17	
1000.03.00340.20.60251	State of Connecticut---Animal Control Officer--	$0.00	$248.50	$7,680.00	$7,431.50	
1000.03.00340.20.60254	St of CT Surcharges---Animal Control Officer--	$0.00	$0.00	$5,358.00	$5,358.00	
1000.03.00340.20.60256	St of CT - Animal Adoption--Animal Control Officer	$0.00	$0.00	$400.00	$400.00	
1000.03.00340.30.60341	Office Supplies---Animal Control Officer--	$55.22	$55.22	$300.00	$244.78	
1000.03.00340.30.60342	Uniform & Clothing---Animal Control Officer--	$0.00	$0.00	$1,500.00	$1,500.00	
1000.03.00340.30.60346	Technical Supplies---Animal Control Officer--	$0.00	$0.00	$200.00	$200.00	
1000.03.00340.30.60362	Dog Food---Animal Control Officer--	$0.00	$0.00	$100.00	$100.00	
Sub-total : Animal Control Officer		$8,661.20	$40,271.64	$122,701.00	$82,429.36	32.8%
Emergency Management						
Emergency Management (+)		$0.00	$12,588.63	$16,415.00	$3,826.37	76.7%
1000.03.00350.10.50101	Full Time--Emergency Management--	$0.00	$2,550.00	$0.00	($2,550.00)	
1000.03.00350.10.50103	Part Time---Emergency Management--	$0.00	$0.00	$5,100.00	$5,100.00	
1000.03.00350.20.60222	Dues & Subscriptions---Emergency Management--	$0.00	$0.00	$100.00	$100.00	
1000.03.00350.20.60223	Travel---Emergency Management--	$0.00	$0.00	$100.00	$100.00	
1000.03.00350.20.60233	Education---Emergency Management--	$0.00	$0.00	$350.00	$350.00	
1000.03.00350.20.60234	Professional Development---Emergency Management--	$0.00	$448.02	$500.00	$51.98	
1000.03.00350.20.60250	Contracted Services---Emergency Management--	$0.00	$8,564.23	$8,565.00	$0.77	
1000.03.00350.20.60271	Repairs & Mnt Equipmnt---Emergency Management--	$0.00	$429.90	$250.00	($179.90)	
1000.03.00350.30.60341	Office Supplies---Emergency Management--	$0.00	$0.00	$150.00	$150.00	
1000.03.00350.30.60342	Uniforms & Clothing---Emergency Management--	$0.00	$380.00	$450.00	$70.00	
1000.03.00350.30.60346	Technical Supplies---Emergency Management--	$0.00	$0.00	$350.00	$350.00	
1000.03.00350.30.60349	Food & Meals---Emergency Management--	$0.00	$216.48	$500.00	$283.52	
Sub-total : Emergency Management		$0.00	$12,588.63	$16,415.00	$3,826.37	76.7%
Building Department						
Building Department (+)		$18,591.63	$68,744.79	$202,660.00	$133,915.21	33.9%
1000.03.00360.10.50101	Full Time---Building Dept--	$13,816.00	$61,959.75	$179,600.00	$117,640.25	
1000.03.00360.20.60222	Dues & Subscriptions---Building Dept--	$0.00	$0.00	$160.00	$160.00	
1000.03.00360.20.60250	Contracted Services---Building Dept--	$987.17	$2,996.58	$16,000.00	$13,003.42	
1000.03.00360.20.60254	St of CT Surcharges---Building Dept--	$3,614.57	$3,614.57	$6,000.00	$2,385.43	
1000.03.00360.30.60341	Office Supplies---Building Dept--	$173.89	$173.89	$400.00	$226.11	
1000.03.00360.30.60346	Technical Supplies---Building Dept--	$0.00	$0.00	$500.00	$500.00	
Sub-total : Building Department		$18,591.63	$68,744.79	$202,660.00	$133,915.21	33.9%
Ellington Rescue						
Ellington Rescue (+)		$40,498.70	$194,313.23	$739,183.00	$544,869.77	26.3%
1000.03.00370.10.50101	Full Time---Ellington Rescue	$19,324.06	$81,256.84	$320,373.00	$239,116.16	
1000.03.00370.10.50102	Overtime---Ellington Rescue	$849.38	$4,127.55	$8,000.00	$3,872.45	
1000.03.00370.10.50103	Part Time---Ellington Rescue	$17,407.10	$100,058.88	$281,840.00	$181,781.12	
1000.03.00370.10.50110	Other Benefits---Ellington Rescue	$0.00	$0.00	$150.00	$150.00	

		10/01/2026 - 10/31/2026	Year To Date	Budget	Budget Balance	
1000.03.00370.20.60221	Advertising Printing---Ellington Rescue	$189.99	$195.98	$1,000.00	$804.02	
1000.03.00370.20.60222	Dues & Subscriptions---Ellington Rescue	$782.55	$1,477.62	$19,305.00	$17,827.38	
1000.03.00370.20.60223	Travel---Ellington Rescue	$0.00	$0.00	$5,900.00	$5,900.00	
1000.03.00370.20.60233	Education---Ellington Rescue	$0.00	$0.00	$16,000.00	$16,000.00	
1000.03.00370.20.60234	Professional Development---Ellington Rescue	$275.00	$275.00	$10,000.00	$9,725.00	
1000.03.00370.20.60250	Contracted Services--Ellington Rescue	$317.50	$1,282.54	$7,000.00	$5,717.46	
1000.03.00370.20.60271	Repairs & Mnt Equipmnt---Ellington Rescue	$0.00	$0.00	$3,000.00	$3,000.00	
1000.03.00370.20.60273	Motor Vehicle Repair---Ellington Rescue	$0.00	$260.00	$13,000.00	$12,740.00	
1000.03.00370.20.60274	Repairs & Mnt Radios---Ellington Rescue	$0.00	$0.00	$1,000.00	$1,000.00	
1000.03.00370.30.60341	Office Supplies---Ellington Rescue	$0.00	$319.98	$2,640.00	$2,320.02	
1000.03.00370.30.60342	Uniform & Clothing---Ellington Rescue	$302.99	$766.99	$12,975.00	$12,208.01	
1000.03.00370.30.60345	Medical Supplies---Ellington Rescue	$987.49	$2,083.31	$26,000.00	$23,916.69	
1000.03.00370.30.60346	Technical Supplies---Ellington Rescue	$0.00	$0.00	$7,000.00	$7,000.00	
1000.03.00370.70.60761	Technical Equipment---Ellington Rescue	$62.64	$2,208.54	$4,000.00	$1,791.46	
Sub-total : Ellington Rescue		$40,498.70	$194,313.23	$739,183.00	$544,869.77	26.3%
Emergency Services Incentive Program						
Emergency Services Incentive Program (+)		$12,736.85	$41,804.85	$132,000.00	$90,195.15	31.7%
1000.03.00375.10.50103	Part Time---Emergency Services Incentive P--	($1,303.00)	$260.00	$0.00	($260.00)	
1000.03.00375.10.50106	Center Fire Dept ESIP Pay---Emergency Services Inc	$945.00	$13,487.00	$61,000.00	$47,513.00	
1000.03.00375.10.50107	Crystal Lake Fire Dept ESIP Pay---Emergency Servic	$9,195.50	$19,010.00	$43,000.00	$23,990.00	
1000.03.00375.10.50108	EVAC ESIP Pay---Emergency Services Incentive P--	$3,899.35	$9,047.85	$28,000.00	$18,952.15	
Sub-total : Emergency Services Incentive Program		$12,736.85	$41,804.85	$132,000.00	$90,195.15	31.7%
ADHOC Emergency Services Committee						
ADHOC Emergency Services Committee (+)		$0.00	$0.00	$1.00	$1.00	0.0%
1000.03.00376.10.50103	Part Time---ADHOC Emergency Ser Comm--	$0.00	$0.00	$1.00	$1.00	
Sub-total : ADHOC Emergency Services Committee		$0.00	$0.00	$1.00	$1.00	0.0%
Preemption Service Townwide						
Preemption Service Townwide (+)		$0.00	$0.00	$5,000.00	$5,000.00	0.0%
1000.03.00377.20.60250	Contracted Services---Preemption Service Townwide-	$0.00	$0.00	$5,000.00	$5,000.00	
Sub-total : Preemption Service Townwide		$0.00	$0.00	$5,000.00	$5,000.00	0.0%
Public Safety						
Public Safety (+)		$0.00	$0.00	$1.00	$1.00	0.0%
1000.03.00380.10.50103	Part Time---Public Safety--	$0.00	$0.00	$1.00	$1.00	
Sub-total : Public Safety		$0.00	$0.00	$1.00	$1.00	0.0%
Fire Marshal						
Fire Marshal (+)		$21,843.09	$80,598.04	$203,939.00	$123,340.96	39.5%
1000.03.00391.10.50101	Full Time--Fire Marshal--	$12,200.93	$37,174.91	$84,859.00	$47,684.09	
1000.03.00391.10.50103	Part Time---Fire Marshal--	$7,461.37	$34,780.18	$107,440.00	$72,659.82	

		10/01/2026 - 10/31/2026	Year To Date	Budget	Budget Balance	
1000.03.00391.10.50110	Other Benefits---Fire Marshal--	$0.00	$350.00	$350.00	$0.00	
1000.03.00391.20.60221	Advertising Printing---Fire Marshal--	$0.00	$0.00	$150.00	$150.00	
1000.03.00391.20.60222	Dues & Subscriptions---Fire Marshal--	$0.00	$120.00	$575.00	$455.00	
1000.03.00391.20.60233	Education---Fire Marshal--	$0.00	$0.00	$1,800.00	$1,800.00	
1000.03.00391.20.60234	Pofessional Development---Fire Marshal--	$0.00	$0.00	$900.00	$900.00	
1000.03.00391.20.60250	Contracted Services---Fire Marshal--	$2,143.65	$3,335.81	$3,965.00	$629.19	
1000.03.00391.20.60271	Repairs & Mnt Equipmnt---Fire Marshal--	$0.00	$4,800.00	$500.00	($4,300.00)	
1000.03.00391.30.60341	Office Supplies---Fire Marshal--	$0.00	$0.00	$1,000.00	$1,000.00	
1000.03.00391.30.60342	Uniforms & Clothing---Fire Marshal--	$37.14	$37.14	$1,200.00	$1,162.86	
1000.03.00391.30.60346	Technical Supplies---Fire Marshal--	$0.00	$0.00	$1,200.00	$1,200.00	
Sub-total : Fire Marshal		$21,843.09	$80,598.04	$203,939.00	$123,340.96	39.5%
General Town Roads						
General Town Roads (+)		$152,068.95	$761,004.11	$2,438,611.00	$1,677,606.89	31.2%
1000.04.00410.10.50101	Full Time---General Town Roads--	$144,973.13	$713,711.71	$2,051,472.00	$1,337,760.29	
1000.04.00410.10.50102	Overtime---General Town Roads--	$1,831.99	$8,562.49	$204,991.00	$196,428.51	
1000.04.00410.10.50104	Seasonal -- General Town Roads --	$654.16	$2,620.72	$6,118.00	$3,497.28	
1000.04.00410.10.50110	Other Benefits---General Town Roads--	$228.64	$4,594.13	$16,100.00	$11,505.87	
1000.04.00410.20.60221	Advertising Printing Forms---General Town Roads--	$0.00	$0.00	$5,500.00	$5,500.00	
1000.04.00410.20.60222	Dues & Subscriptions---General Town Roads--	$0.00	$0.00	$1,500.00	$1,500.00	
1000.04.00410.20.60230	Equipment Rental---General Town Roads--	$0.00	$0.00	$7,000.00	$7,000.00	
1000.04.00410.20.60234	Professional Development---General Town Roads--	$0.00	$580.00	$6,000.00	$5,420.00	
1000.04.00410.20.60250	Contracted Services---General Town Roads--	$1,679.84	$13,940.53	$46,430.00	$32,489.47	
1000.04.00410.20.60260	Contract Work---General Town Roads--	$0.00	$0.00	$8,000.00	$8,000.00	
1000.04.00410.20.60261	Crystal Lake Cemeteries---General Town Roads--	$1,850.00	$1,850.00	$6,500.00	$4,650.00	
1000.04.00410.30.60341	Office Supplies---General Town Roads--	$209.70	$899.57	$2,000.00	$1,100.43	
1000.04.00410.30.60342	Uniform & Clothing---General Town Roads--	($493.00)	($358.05)	$7,000.00	$7,358.05	
1000.04.00410.30.60343	Construct Mnt Materials---General Town Roads--	$449.27	$2,085.24	$20,000.00	$17,914.76	
1000.04.00410.30.60346	Technical Supplies---General Town Roads--	$590.22	$2,200.86	$10,000.00	$7,799.14	
1000.04.00410.30.60356	Tree Warden---General Town Roads--	$95.00	$10,316.91	$40,000.00	$29,683.09	
Sub-total : General Town Roads		$152,068.95	$761,004.11	$2,438,611.00	$1,677,606.89	31.2%
New Equipment						
New Equipment (+)		$0.00	$359.82	$10,000.00	$9,640.18	3.6%
1000.04.00415.70.60759	New Equipment---New Equipment--	$0.00	$359.82	$10,000.00	$9,640.18	
Sub-total : New Equipment		$0.00	$359.82	$10,000.00	$9,640.18	3.6%
Equipment Maintenance						
Equipment Maintenance (+)		$30,583.90	$102,198.63	$286,852.00	$184,653.37	35.6%
1000.04.00420.20.60273	Motor Vehicle Repairs---Equipment Maintenance--	$16,707.01	$57,196.47	$150,000.00	$92,803.53	
1000.04.00420.30.60350	Gasoline---Equipment Maintenance--	$1,915.18	$14,068.63	$59,940.00	$45,871.37	
1000.04.00420.30.60351	Diesel---Equipment Maintenance--	$11,961.71	$30,933.53	$76,912.00	$45,978.47	

General Fund P & L For the Period 10/01/2026 through 10/31/2026

Fiscal Year: 2026-2027

		10/01/2026 - 10/31/2026	Year To Date	Budget	Budget Balance	
Sub-total : Equipment Maintenance		$30,583.90	$102,198.63	$286,852.00	$184,653.37	35.6%
Town Garage Maintenance						
Town Garage Maintenance (+)		$6,365.85	$20,929.98	$85,968.00	$65,038.02	24.3%
1000.04.00425.20.60241	Electricity---Town Garage Maintenance--	$3,493.01	$14,232.46	$48,968.00	$34,735.54	
1000.04.00425.20.60243	Water---Town Garage Maintenance--	$170.28	$290.30	$1,000.00	$709.70	
1000.04.00425.20.60244	Heating Fuel---Town Garage Maintenance--	$527.24	$1,439.65	$12,000.00	$10,560.35	
1000.04.00425.20.60250	Contracted Services---Town Garage Maintenance--	$1,200.00	$1,200.00	$0.00	($1,200.00)	
1000.04.00425.20.60270	Repairs & Mnt Construction---Town Garage Maintenan	$975.32	$3,767.57	$24,000.00	$20,232.43	
Sub-total : Town Garage Maintenance		$6,365.85	$20,929.98	$85,968.00	$65,038.02	24.3%
Street Signs						
Street Signs (+)		$0.00	$1,181.00	$10,000.00	$8,819.00	11.8%
1000.04.00430.30.60346	Technical Supplies---Street Signs--	$0.00	$1,181.00	$10,000.00	$8,819.00	
Sub-total : Street Signs		$0.00	$1,181.00	$10,000.00	$8,819.00	11.8%
Grounds Maintenance-BOE/Parks						
Grounds Maintenance-BOE/Parks (+)		$5,633.11	$43,508.68	$158,600.00	$115,091.32	27.4%
1000.04.00435.20.60241	Elecricity---Grounds Maintenance-Boe/Parks--	$3,816.03	$8,850.70	$48,600.00	$39,749.30	
1000.04.00435.30.60360	Recreation Mnt Supplies---Grounds Maintenance-Boe/	$1,696.81	$31,081.91	$100,000.00	$68,918.09	
1000.04.00435.90.60900	Townwide Maint Pgm---Grounds Maintenance-Boe/Parks	$120.27	$3,576.07	$10,000.00	$6,423.93	
Sub-total : Grounds Maintenance-BOE/Parks		$5,633.11	$43,508.68	$158,600.00	$115,091.32	27.4%
Town Road Aid-Winter						
Town Road Aid-Winter (+)		$162.50	$49,971.28	$256,500.00	$206,528.72	19.5%
1000.04.00439.20.60281	Winter Budget---Town Road Aid-Winter--	$162.50	$49,971.28	$256,500.00	$206,528.72	
Sub-total : Town Road Aid-Winter		$162.50	$49,971.28	$256,500.00	$206,528.72	19.5%
Town Road Aid-Materials						
Town Road Aid-Materials (+)		$8,312.77	$77,601.89	$275,000.00	$197,398.11	28.2%
1000.04.00440.20.60282	Construction---Town Road Aid-Materials--	$8,312.77	$77,601.89	$275,000.00	$197,398.11	
Sub-total : Town Road Aid-Materials		$8,312.77	$77,601.89	$275,000.00	$197,398.11	28.2%
Sanitary Landfill						
Sanitary Landfill (+)		$58,804.75	$179,952.89	$667,497.00	$487,544.11	27.0%
1000.04.00450.20.60250	Contracted Services---Sanitary landfill--	$58,804.75	$179,952.89	$667,497.00	$487,544.11	
Sub-total : Sanitary Landfill		$58,804.75	$179,952.89	$667,497.00	$487,544.11	27.0%
Mun-Solid/Bulky Waste Curb						
Mun-Solid/Bulky Waste Club (+)		$66,999.52	$200,705.83	$772,494.00	$571,788.17	26.0%
1000.04.00451.20.60250	Contracted Services---Mun-Solid/Bulky Waste Curb--	$66,999.52	$200,705.83	$772,494.00	$571,788.17	
Sub-total : Mun-Solid/Bulky Waste Curb		$66,999.52	$200,705.83	$772,494.00	$571,788.17	26.0%
Sanitary Recycling						
Sanitary Recycling (+)		$45,317.56	$141,217.33	$565,900.00	$424,682.67	25.0%
1000.04.00455.20.60250	Contracted Services---Sanitary Recycling--	$45,317.56	$141,217.33	$565,900.00	$424,682.67	

		10/01/2026 - 10/31/2026	Year To Date	Budget	Budget Balance	
Sub-total : Sanitary Recycling		$45,317.56	$141,217.33	$565,900.00	$424,682.67	25.0%
Household Hazardous Waste						
Household Hazardous Waste (+)		$0.00	$10,298.00	$22,391.00	$12,093.00	46.0%
1000.04.00456.20.60250	Contracted Services---Household Hazardous Waste--	$0.00	$10,298.00	$22,391.00	$12,093.00	
Sub-total : Household Hazardous Waste		$0.00	$10,298.00	$22,391.00	$12,093.00	46.0%
Street Lighting						
Street Lighting (+)		$6,598.48	$19,374.45	$100,000.00	$80,625.55	19.4%
1000.04.00470.20.60241	Electricity---Street Lighting--	$6,598.48	$19,374.45	$100,000.00	$80,625.55	
Sub-total : Street Lighting		$6,598.48	$19,374.45	$100,000.00	$80,625.55	19.4%
Engineer & Inspections						
Engineer & Inspections (+)		$5,177.27	$17,926.92	$140,000.00	$122,073.08	12.8%
1000.04.00480.20.60250	Contracted Services---Engineer & Inspections--	$5,177.27	$17,926.92	$140,000.00	$122,073.08	
Sub-total : Engineer & Inspections		$5,177.27	$17,926.92	$140,000.00	$122,073.08	12.8%
Recreation Administration						
Recreation Administration (+)		$19,136.67	$86,777.35	$331,752.00	$244,974.65	26.2%
1000.05.00510.10.50101	Full Time---Parks & Recr-Adminstraion--	$17,115.08	$74,938.58	$298,360.00	$223,421.42	
1000.05.00510.10.50103	Part Time---Parks & Recr-Adminstraion--	$1,916.80	$8,769.72	$24,913.00	$16,143.28	
1000.05.00510.10.50110	Other Benefits---Parks & Recr-Adminstraion--	$0.00	$684.70	$600.00	($84.70)	
1000.05.00510.20.60221	Avertising Printing Forms---Parks & Recr-Adminstra	$0.00	$0.00	$955.00	$955.00	
1000.05.00510.20.60222	Dues & Subscriptions---Parks & Recr-Adminstraion--	$0.00	$315.00	$2,275.00	$1,960.00	
1000.05.00510.20.60234	Professional Development---Parks & Recr-Adminstrai	$0.00	$1,575.00	$2,993.00	$1,418.00	
1000.05.00510.30.60341	Office Supplies---Parks & Recr-Adminstraion--	$104.79	$494.35	$1,656.00	$1,161.65	
Sub-total : Recreation Administration		$19,136.67	$86,777.35	$331,752.00	$244,974.65	26.2%
Recreation Townwide Maintenance						
Recreation Townwide Maintenance (+)		$0.00	$0.00	$1,592.00	$1,592.00	0.0%
1000.05.00511.30.60346	Technical Support---Townwide Maintenance--	$0.00	$0.00	$1,592.00	$1,592.00	
Sub-total : Recreation Townwide Maintenance		$0.00	$0.00	$1,592.00	$1,592.00	0.0%
Summer Play Grounds						
Summer Play Grounds (+)		$34,332.45	$152,789.39	$218,781.00	$65,991.61	69.8%
1000.05.00512.10.50103	Part Time---Summer Play Grounds--	$34,332.45	$112,689.09	$145,882.00	$33,192.91	
1000.05.00512.20.60250	Contracted Services---Summer Play Grounds--	$0.00	$37,526.94	$53,652.00	$16,125.06	
1000.05.00512.30.60346	Technical Supplies---Summer Play Grounds--	$0.00	$2,573.36	$19,247.00	$16,673.64	
Sub-total : Summer Play Grounds		$34,332.45	$152,789.39	$218,781.00	$65,991.61	69.8%
Waterfront						
Waterfront (+)		$0.00	$66,296.40	$91,042.00	$24,745.60	72.8%
1000.05.00513.10.50103	Part Time---Water Front--	$0.00	$65,692.18	$86,039.00	$20,346.82	
1000.05.00513.30.60346	Technical Supplies---Water Front--	$0.00	$604.22	$5,003.00	$4,398.78	
Sub-total : Waterfront		$0.00	$66,296.40	$91,042.00	$24,745.60	72.8%

General Fund P & L For the Period 10/01/2026 through 10/31/2026

Fiscal Year: 2026-2027

		10/01/2026 - 10/31/2026	Year To Date	Budget	Budget Balance	
Recreation Programs						
Recreation Programs (+)		($29,433.13)	$22,001.34	$142,224.00	$120,222.66	15.5%
1000.05.00514.10.50103	Part Time---Recreation Programs--	$0.00	$0.00	$53,750.00	$53,750.00	
1000.05.00514.10.50104	Seasonal --Recreation Programs--	($34,108.77)	$899.50	$0.00	($899.50)	
1000.05.00514.10.50115	Custodians---Recreation Programs--	$0.00	$0.00	$18,000.00	$18,000.00	
1000.05.00514.20.60250	Contracted Services---Recreation Programs--	$2,797.32	$15,369.59	$50,000.00	$34,630.41	
1000.05.00514.30.60346	Technical Supplies---Recreation Programs--	$1,878.32	$5,732.25	$20,474.00	$14,741.75	
Sub-total : Recreation Programs		($29,433.13)	$22,001.34	$142,224.00	$120,222.66	15.5%
Recreation Mini-Programs						
Recreation Mini-Programs (+)		$1,851.86	$20,980.56	$59,280.00	$38,299.44	35.4%
1000.05.00536.10.50103	Part Time---Mini-Programs--	$925.00	$2,065.00	$17,865.00	$15,800.00	
1000.05.00536.20.60250	Contracted Services---Mini-Programs--	$926.86	$16,215.56	$29,074.00	$12,858.44	
1000.05.00536.30.60346	Technical Supplies---Mini-Programs--	$0.00	$2,700.00	$12,341.00	$9,641.00	
Sub-total : Recreation Mini-Programs		$1,851.86	$20,980.56	$59,280.00	$38,299.44	35.4%
Crystal Lake Water Monitor						
Crystal Lake Water Monitor (+)		$414.00	$43,206.36	$60,000.00	$16,793.64	72.0%
1000.05.00585.20.60250	Contracted Services---Crystal Lake Water Monitor--	$414.00	$43,206.36	$60,000.00	$16,793.64	
Sub-total : Crystal Lake Water Monitor		$414.00	$43,206.36	$60,000.00	$16,793.64	72.0%
Hall Memorial Library						
Hall Memorial Library (+)		$56,155.17	$283,241.95	$790,012.00	$506,770.05	35.9%
1000.06.00610.10.50101	Full Time---Hall Memorial Library--	$34,526.08	$150,545.67	$390,596.00	$240,050.33	
1000.06.00610.10.50102	Overtime---Hall Memorial Library--	$157.37	$362.98	$0.00	($362.98)	
1000.06.00610.10.50103	Part Time---Hall Memorial Library--	$11,923.54	$57,387.82	$210,641.00	$153,253.18	
1000.06.00610.10.50110	Other Benefits---Hall Memorial Library--	$0.00	$900.00	$900.00	$0.00	
1000.06.00610.10.50150	Salary Adjustment---Hall Memorial Library--	$0.00	$0.00	$27,130.00	$27,130.00	
1000.06.00610.20.60221	Advertising Printing---Hall Memorial Library--	$0.00	$0.00	$200.00	$200.00	
1000.06.00610.20.60222	Dues & Subscriptions---Hall Memorial Library--	$1,102.00	$1,120.18	$1,800.00	$679.82	
1000.06.00610.20.60223	Travel---Hall Memorial Library--	$0.00	$0.00	$600.00	$600.00	
1000.06.00610.20.60232	Postage---Hall Memorial Library--	$12.07	$471.12	$600.00	$128.88	
1000.06.00610.20.60234	Professional Development---Hall Memorial Library--	$0.00	$0.00	$2,000.00	$2,000.00	
1000.06.00610.20.60250	Contracted Services---Hall Memorial Library--	$471.00	$39,370.63	$48,030.00	$8,659.37	
1000.06.00610.20.60271	Repairs & Mnt Equipmnt---Hall Memorial Library--	$127.32	$379.98	$1,500.00	$1,120.02	
1000.06.00610.20.60275	Computer Repairs/Updates---Hall Memorial Library--	$162.30	$162.30	$6,000.00	$5,837.70	
1000.06.00610.30.60301	Programs---Hall Memorial Library--	$2,920.89	$8,321.33	$27,615.00	$19,293.67	
1000.06.00610.30.60341	Office Supplies---Hall Memorial Library--	$999.46	$1,971.09	$7,000.00	$5,028.91	
1000.06.00610.30.60370	Books---Hall Memorial Library--	$3,753.14	$21,685.72	$61,800.00	$40,114.28	
1000.06.00610.70.60765	Office Equipment---Hall Memorial Library--	$0.00	$563.13	$3,600.00	$3,036.87	
Sub-total : Hall Memorial Library		$56,155.17	$283,241.95	$790,012.00	$506,770.05	35.9%
Nutmeg Big Brothers Big Sisters						
Nutmeg Big Brothers Big Sisters (+)		$0.00	$0.00	$2,000.00	$2,000.00	0.0%

		10/01/2026 - 10/31/2026	Year To Date	Budget	Budget Balance	
1000.07.00714.20.60250	Contracted Services---Nutmeg Big Brothers Big Sist	$0.00	$0.00	$2,000.00	$2,000.00	
Sub-total : Nutmeg Big Brothers Big Sisters		$0.00	$0.00	$2,000.00	$2,000.00	0.0%
Cornerstone Foundation Inc						
Cornerstone Foundation Inc (+)		$0.00	$5,600.00	$5,600.00	$0.00	100.0%
1000.07.00716.20.60250	Contracted Services---Cornerstone Foundation Inc--	$0.00	$5,600.00	$5,600.00	$0.00	
Sub-total : Cornerstone Foundation Inc		$0.00	$5,600.00	$5,600.00	$0.00	100.0%
YWCA/SACS						
YWCA/SACS (+)		$0.00	$1,500.00	$1,500.00	$0.00	100.0%
1000.07.00725.20.60250	Contracted Services---YWCA/SACS--	$0.00	$1,500.00	$1,500.00	$0.00	
Sub-total : YWCA/SACS		$0.00	$1,500.00	$1,500.00	$0.00	100.0%
Hockanum Valley Community Council						
Hockanum Valley Community Council (+)		$0.00	$6,125.00	$23,000.00	$16,875.00	26.6%
1000.07.00740.20.60250	Contracted Services---Hockanum Valley Comm Council	$0.00	$6,125.00	$23,000.00	$16,875.00	
Sub-total : Hockanum Valley Community Council		$0.00	$6,125.00	$23,000.00	$16,875.00	26.6%
Youth Services Programs						
Youth Services Programs (+)		$16,232.09	$76,325.41	$258,769.00	$182,443.59	29.5%
1000.07.00745.10.50101	Youth Services-Full Time	$11,078.47	$59,767.37	$188,684.00	$128,916.63	
1000.07.00745.10.50104	Seasonal-Youth Activity Pgms	$5,117.31	$16,107.90	$65,085.00	$48,977.10	
1000.07.00745.30.60346	Program Materials & Supplies-Youth Activity Pgm	$36.31	$450.14	$5,000.00	$4,549.86	
Sub-total : Youth Services Programs		$16,232.09	$76,325.41	$258,769.00	$182,443.59	29.5%
Hartford Interval House						
Hartford Interval House (+)		$0.00	$1,500.00	$1,500.00	$0.00	100.0%
1000.07.00746.20.60250	Contracted Services---Hartford Interval House--	$0.00	$1,500.00	$1,500.00	$0.00	
Sub-total : Hartford Interval House		$0.00	$1,500.00	$1,500.00	$0.00	100.0%
Human Services						
Human Services (+)		$20,396.23	$85,933.56	$249,744.00	$163,810.44	34.4%
1000.07.00750.10.50101	Full Time---Human Services--	$17,847.47	$80,044.17	$232,019.00	$151,974.83	
1000.07.00750.20.60222	Dues & Subscriptions---Human Services--	$0.00	$335.00	$1,900.00	$1,565.00	
1000.07.00750.20.60223	Travel---Human Services--	$0.00	$0.00	$75.00	$75.00	
1000.07.00750.20.60234	Professional Development---Human Services--	$0.00	$0.00	$750.00	$750.00	
1000.07.00750.20.60285	Donations---Human Services--	$250.00	$250.00	$0.00	($250.00)	
1000.07.00750.30.60341	Office Supplies---Human Services--	$461.76	$1,432.40	$3,500.00	$2,067.60	
1000.07.00750.40.60408	Human Services-Non Reimbursable	$1,618.83	$3,601.71	$10,000.00	$6,398.29	
1000.07.00750.70.60765	Office Equipment---Human Services--	$218.17	$270.28	$1,500.00	$1,229.72	
Sub-total : Human Services		$20,396.23	$85,933.56	$249,744.00	$163,810.44	34.4%
Health District						
Health District (+)		$21,767.82	$43,535.64	$87,071.00	$43,535.36	50.0%
1000.07.00770.20.60250	Contracted Services---Health District--	$21,767.82	$43,535.64	$87,071.00	$43,535.36	

General Fund P & L For the Period 10/01/2026 through 10/31/2026

Fiscal Year: 2026-2027

		10/01/2026 - 10/31/2026	Year To Date	Budget	Budget Balance	
Sub-total : Health District		$21,767.82	$43,535.64	$87,071.00	$43,535.36	50.0%
Municipal Agent						
Municipal Agent (+)		$0.00	$0.00	$2,000.00	$2,000.00	0.0%
1000.07.00790.20.60250	Contracted Services---Municipal Agent--	$0.00	$0.00	$2,000.00	$2,000.00	
Sub-total : Municipal Agent		$0.00	$0.00	$2,000.00	$2,000.00	0.0%
Senior Center						
Senior Center (+)		$29,912.35	$121,090.52	$390,422.00	$269,331.48	31.0%
1000.07.00795.10.50101	Full Time---Senior Center--	$16,405.68	$73,578.53	$236,180.00	$162,601.47	
1000.07.00795.10.50103	Part Time---Senior Center--	$7,341.08	$27,327.45	$100,081.00	$72,753.55	
1000.07.00795.10.50110	Other Benefits---Senior Center--	$0.00	$150.00	$150.00	$0.00	
1000.07.00795.20.60222	Dues & Subscriptions---Senior Center--	$19.99	$204.03	$1,560.00	$1,355.97	
1000.07.00795.20.60223	Travel---Senior Center--	$385.72	$420.06	$270.00	($150.06)	
1000.07.00795.20.60234	Professional Development---Senior Center--	$0.00	$1,034.36	$900.00	($134.36)	
1000.07.00795.20.60250	Contracted Services---Senior Center--	$4,997.48	$13,314.51	$22,555.00	$9,240.49	
1000.07.00795.30.60301	Programs---Senior Center--	$713.99	$4,777.05	$26,326.00	$21,548.95	
1000.07.00795.30.60341	Office Supplies---Senior Center--	$48.41	$284.53	$2,400.00	$2,115.47	
Sub-total : Senior Center		$29,912.35	$121,090.52	$390,422.00	$269,331.48	31.0%
Town Hall						
Town Hall (+)		$21,289.82	$45,826.32	$176,774.00	$130,947.68	25.9%
1000.08.00810.20.60230	Equipment Rental---Town Hall--	$1,951.65	$9,239.10	$20,310.00	$11,070.90	
1000.08.00810.20.60232	Postage---Town Hall--	$6,048.75	$9,784.03	$26,900.00	$17,115.97	
1000.08.00810.20.60240	Telephone---Town Hall--	($50.00)	($200.00)	$0.00	$200.00	
1000.08.00810.20.60241	Electricity---Town Hall--	$1,889.56	$9,135.67	$31,630.00	$22,494.33	
1000.08.00810.20.60243	Water---Town Hall--	$161.33	$161.33	$600.00	$438.67	
1000.08.00810.20.60244	Heating Fuel---Town Hall--	$377.02	$968.31	$7,000.00	$6,031.69	
1000.08.00810.20.60250	Contracted Services---Town Hall--	$8,510.46	$9,315.92	$26,034.00	$16,718.08	
1000.08.00810.20.60272	Repairs & Mnt Building---Town Hall--	$1,413.39	$5,308.59	$44,000.00	$38,691.41	
1000.08.00810.30.60341	Office Supplies---Town Hall--	$381.18	$1,506.89	$10,800.00	$9,293.11	
1000.08.00810.30.60343	Construct Mnt Material---Town Hall--	$0.00	$0.00	$2,500.00	$2,500.00	
1000.08.00810.70.60765	Office Equipment---Town Hall--	$0.00	$0.00	$3,000.00	$3,000.00	
1000.08.00810.70.60766	Building Equipment---Town Hall--	$606.48	$606.48	$4,000.00	$3,393.52	
Sub-total : Town Hall		$21,289.82	$45,826.32	$176,774.00	$130,947.68	25.9%
Center Cemetery						
Center Cemetery (+)		$0.00	$3,700.00	$3,700.00	$0.00	100.0%
1000.08.00820.20.60250	Contracted Services---Center Cemetery--	$0.00	$3,700.00	$3,700.00	$0.00	
Sub-total : Center Cemetery		$0.00	$3,700.00	$3,700.00	$0.00	100.0%
Hall Memorial Library Building						
Hall Memorial Library Building (+)		$14,336.35	$40,548.89	$113,811.00	$73,262.11	35.6%
1000.08.00835.20.60241	Electricity---Hall Memorial Library Building--	$9,311.48	$13,551.45	$55,000.00	$41,448.55	
1000.08.00835.20.60243	Water---Hall Memorial Library Building--	$834.23	$834.23	$3,000.00	$2,165.77	
1000.08.00835.20.60244	Heating Fuel---Hall Memorial Library Building--	$657.41	$1,761.88	$11,500.00	$9,738.12	
1000.08.00835.20.60250	Contracted Services---Hall Memorial Library Buildi	$2,000.00	$3,299.70	$12,311.00	$9,011.30	
1000.08.00835.20.60271	Repairs & Mnt Equipment---Hall Memorial Library Bu	$0.00	$2,995.06	$5,000.00	$2,004.94	

		10/01/2026 - 10/31/2026	Year To Date	Budget	Budget Balance	
1000.08.00835.20.60272	Repairs & Mnt Building---Hall Memorial Library Bui	$1,533.23	$18,106.57	$25,000.00	$6,893.43	
1000.08.00835.30.60343	Construction & Mnt Materials---Hall Memorial Libra	$0.00	$0.00	$2,000.00	$2,000.00	
Sub-total : Hall Memorial Library Building		$14,336.35	$40,548.89	$113,811.00	$73,262.11	35.6%
Ellington Rescue Building						
Ellington Rescue Building (+)		$2,825.59	$7,894.79	$40,030.00	$32,135.21	19.7%
1000.08.00836.20.60241	Electricity-Ellington Rescue Building	$821.29	$2,725.96	$18,000.00	$15,274.04	
1000.08.00836.20.60242	Gas-Ellington Rescue	$179.44	$532.09	$4,900.00	$4,367.91	
1000.08.00836.20.60243	Water-Ellington Rescue	$106.25	$124.25	$500.00	$375.75	
1000.08.00836.20.60250	Contracted Services-Ellington Rescue	$529.00	$1,278.49	$9,430.00	$8,151.51	
1000.08.00836.20.60260	Cleaning Ellington Rescue	$0.00	$0.00	$1,200.00	$1,200.00	
1000.08.00836.20.60272	Repairs & Mnt Building Ellington Rescue	$1,189.61	$3,234.00	$6,000.00	$2,766.00	
Sub-total : Ellington Rescue Building		$2,825.59	$7,894.79	$40,030.00	$32,135.21	19.7%
Crystal Lake Fire Building						
Crystal Lake Fire Building (+)		$7,229.73	$8,502.43	$39,931.00	$31,428.57	21.3%
1000.08.00837.20.60241	Electricity-CL Fire Dept	$0.00	$953.44	$7,200.00	$6,246.56	
1000.08.00837.20.60242	Gas-CL Fire Dept	$0.00	$0.00	$200.00	$200.00	
1000.08.00837.20.60244	Heating Fuel-CL Fire Dept	$0.00	$0.00	$9,263.00	$9,263.00	
1000.08.00837.20.60250	Contracted Services-CL Fire Dept	$159.63	$478.89	$8,518.00	$8,039.11	
1000.08.00837.20.60272	Repairs & Mnt Building	$7,070.10	$7,070.10	$14,750.00	$7,679.90	
Sub-total : Crystal Lake Fire Building		$7,229.73	$8,502.43	$39,931.00	$31,428.57	21.3%
Center Fire Building-Main Street						
Center Fire Building-Main (+)		$3,841.54	$9,916.97	$35,450.00	$25,533.03	28.0%
1000.08.00838.20.60241	Electricity-Center Fire Dept-Main Street	$484.39	$2,343.44	$13,200.00	$10,856.56	
1000.08.00838.20.60242	Gas- Center Fire Dept-Main Street	$220.69	$1,612.50	$5,550.00	$3,937.50	
1000.08.00838.20.60243	Water-Center Fire Dept-Main Street	$684.53	$838.53	$2,660.00	$1,821.47	
1000.08.00838.20.60250	Contracted Services-Center Fire Dept-Main Street	$898.56	$1,581.96	$8,040.00	$6,458.04	
1000.08.00838.20.60272	Repairs & Mnt Building-Center Fire Dept-Main Stree	$1,553.37	$3,540.54	$6,000.00	$2,459.46	
Sub-total : Center Fire Building-Main Street		$3,841.54	$9,916.97	$35,450.00	$25,533.03	28.0%
Center Fire Building-6 Nutmeg Drive						
Center Fire Building-6 Nutmeg Drive (+)		$2,516.24	$6,522.35	$26,616.00	$20,093.65	24.5%
1000.08.00839.20.60241	Electricity-Center Fire Dept-6 Nutmeg Dr	$521.64	$1,673.49	$8,400.00	$6,726.51	
1000.08.00839.20.60242	Gas-Center Fire Dept-6 Nutmeg Dr	$399.65	$1,704.24	$6,050.00	$4,345.76	
1000.08.00839.20.60243	Water-Center Fire Dept-6 Nutmeg Dr	$68.78	$140.25	$240.00	$99.75	
1000.08.00839.20.60250	Contracted Services-Center Fire Dept-6 Nutmeg Dr	$881.42	$1,564.82	$5,926.00	$4,361.18	
1000.08.00839.20.60272	Repairs & Mnt Building-Center Fire Dept-6 Nutmeg D	$644.75	$1,439.55	$6,000.00	$4,560.45	
Sub-total : Center Fire Building-6 Nutmeg Drive		$2,516.24	$6,522.35	$26,616.00	$20,093.65	24.5%
Arbor Commons-Human Service/Recreation						
Arbor Commons-Human Service/Recreation (+)		$3,072.73	$6,851.60	$28,693.00	$21,841.40	23.9%

		10/01/2026 - 10/31/2026	Year To Date	Budget	Budget Balance	
1000.08.00840.20.60241	Electricity---Arbor Commons-Human Service/Re--	$846.60	$3,109.71	$14,948.00	$11,838.29	
1000.08.00840.20.60243	Water---Arbor Commons-Human Service/Re--	$0.00	$121.67	$400.00	$278.33	
1000.08.00840.20.60244	Heating Fuel---Arbor Commons-Human Service/Re--	$167.14	$538.03	$2,800.00	$2,261.97	
1000.08.00840.20.60250	Contracted Services---Arbor Commons-Human Service/	$1,413.99	$1,965.42	$4,545.00	$2,579.58	
1000.08.00840.20.60272	Repairs & Mnt Building---Arbor Commons-Human Servi	$645.00	$1,116.77	$5,000.00	$3,883.23	
1000.08.00840.30.60343	Construct Mnt Material---Arbor Commons-Human Servi	$0.00	$0.00	$1,000.00	$1,000.00	
Sub-total : Arbor Commons-Human Service/Recreation		$3,072.73	$6,851.60	$28,693.00	$21,841.40	23.9%
Arbor Commons-Police						
Arbor Commons-Police (+)		$1,608.24	$3,148.15	$18,602.00	$15,453.85	16.9%
1000.08.00841.20.60241	Electricity---Arbor Commons-Police--	$411.43	$1,002.89	$9,332.00	$8,329.11	
1000.08.00841.20.60243	Water---Arbor Commons-Police--	$0.00	$89.73	$400.00	$310.27	
1000.08.00841.20.60244	Heating Fuel---Arbor Commons-Police--	$0.00	$0.00	$2,600.00	$2,600.00	
1000.08.00841.20.60250	Contracted Services---Arbor Commons-Police--	$1,156.81	$1,488.88	$2,770.00	$1,281.12	
1000.08.00841.20.60272	Repairs & Mnt Building---Arbor Commons-Police--	$40.00	$566.65	$2,500.00	$1,933.35	
1000.08.00841.30.60343	Construction & Mnt Materials---Arbor Commons-Polic	$0.00	$0.00	$1,000.00	$1,000.00	
Sub-total : Arbor Commons-Police		$1,608.24	$3,148.15	$18,602.00	$15,453.85	16.9%
Animal Control Facility						
Animal Control Facility (+)		$101.83	$126.09	$3,000.00	$2,873.91	4.2%
1000.08.00842.20.60244	Heating Fuel-Animal Control Facility	$0.00	$0.00	$2,500.00	$2,500.00	
1000.08.00842.20.60272	Repairs & Mnt Building-Animal Control Facility	$101.83	$126.09	$500.00	$373.91	
Sub-total : Animal Control Facility		$101.83	$126.09	$3,000.00	$2,873.91	4.2%
Senior Center Building						
Senior Center Building (+)		$14,317.42	$27,264.09	$82,287.00	$55,022.91	33.1%
1000.08.00845.20.60241	Electricity---Senior Center Building--	$2,176.10	$7,489.42	$33,500.00	$26,010.58	
1000.08.00845.20.60242	Gas---Senior Center Building--	$335.63	$849.37	$8,000.00	$7,150.63	
1000.08.00845.20.60243	Water---Senior Center Building--	$175.64	$1,343.75	$2,500.00	$1,156.25	
1000.08.00845.20.60250	Contracted Servies---Senior Center Building--	$4,827.97	$6,111.47	$17,287.00	$11,175.53	
1000.08.00845.20.60271	Repairs & Mnt Equipment---Senior Center Building--	$6,595.25	$9,428.47	$5,000.00	($4,428.47)	
1000.08.00845.20.60272	Repairs & Mnt Building---Senior Center Building--	$206.83	$2,041.61	$15,000.00	$12,958.39	
1000.08.00845.30.60343	Construction & Mnt Materials---Senior Center Build	$0.00	$0.00	$1,000.00	$1,000.00	
Sub-total : Senior Center Building		$14,317.42	$27,264.09	$82,287.00	$55,022.91	33.1%
Pinney House						
Pinney House (+)		$80.65	$358.55	$1,800.00	$1,441.45	19.9%
1000.08.00850.20.60241	Electricty---Pinney House--	$80.65	$358.55	$1,800.00	$1,441.45	
Sub-total : Pinney House		$80.65	$358.55	$1,800.00	$1,441.45	19.9%
Old Crystal Lake School House						
Old Crystal Lake School House (+)		$4,417.13	$6,451.06	$16,760.00	$10,308.94	38.5%
1000.08.00860.20.60241	Electricity---Old Crystal Lake School House--	$191.13	$682.37	$6,700.00	$6,017.63	
1000.08.00860.20.60244	Heating Fuel---Old Crystal Lake School House--	$0.00	$0.00	$2,750.00	$2,750.00	

		10/01/2026 - 10/31/2026	Year To Date	Budget	Budget Balance	
1000.08.00860.20.60250	Contracted Services---Old Crystal Lake School Hous	$1,523.00	$1,698.00	$2,810.00	$1,112.00	
1000.08.00860.20.60272	Repairs & Mnt Building---Old Crystal Lake School H	$2,703.00	$4,070.69	$4,000.00	($70.69)	
1000.08.00860.30.60343	Construct Mnt Materials---Old Crystal Lake School	$0.00	$0.00	$500.00	$500.00	
Sub-total : Old Crystal Lake School House		$4,417.13	$6,451.06	$16,760.00	$10,308.94	38.5%
Payment on Debt						
Payment on Debt (+)		$0.00	$1,360,000.00	$2,025,000.00	$665,000.00	67.2%
1000.09.00910.00.60819	School Issue-Windermere School--Payment on Debt--	$0.00	$625,000.00	$625,000.00	$0.00	
1000.09.00910.00.60845	Bond Issue $10,630,000---Payment on Debt--	$0.00	$0.00	$530,000.00	$530,000.00	
1000.09.00910.00.60846	6 Nutmeg Drive Bond Issue-EVFD--Payment on Debt--	$0.00	$0.00	$135,000.00	$135,000.00	
1000.09.00910.00.60868	GO Refund Issue $5,905,000	$0.00	$385,000.00	$385,000.00	$0.00	
1000.09.00910.00.60881	GO Bond Issue - Wind/AL	$0.00	$350,000.00	$350,000.00	$0.00	
Sub-total : Payment on Debt		$0.00	$1,360,000.00	$2,025,000.00	$665,000.00	67.2%
Interest on Indebtedness						
Interest on Indebtedness (+)		$0.00	$1,121,092.82	$1,946,960.00	$825,867.18	57.6%
1000.09.00920.00.60819	School Issue-Windermere School--Interest on Indebt	$0.00	$535,822.26	$794,198.00	$258,375.74	
1000.09.00920.00.60845	Bond Issue $10,630,000---Interest on Indebtedness-	$0.00	$0.00	$157,675.00	$157,675.00	
1000.09.00920.00.60846	6 Nutmeg Drive Bond Issue-Interest on Indebted	$0.00	$0.00	$2,781.00	$2,781.00	
1000.09.00920.00.60868	GO Refund Issue $5,905,000	$0.00	$54,975.00	$102,250.00	$47,275.00	
1000.09.00920.00.60880	Bond Anticipation Notes (BAN)	$0.00	$385,045.56	$608,306.00	$223,260.44	
1000.09.00920.00.60881	GO Bond Issue - Wind/AL	$0.00	$145,250.00	$281,750.00	$136,500.00	
Sub-total : Interest on Indebtedness		$0.00	$1,121,092.82	$1,946,960.00	$825,867.18	57.6%
Social Security Tax						
Social Security Tax (+)		$41,423.26	$210,061.65	$636,262.00	$426,200.35	33.0%
1000.09.00930.10.50149	Social Security Tax---Social Security Tax--	$41,423.26	$210,061.65	$636,262.00	$426,200.35	
Sub-total : Social Security Tax		$41,423.26	$210,061.65	$636,262.00	$426,200.35	33.0%
Insurance						
Insurance (+)		$209,936.04	$1,335,696.31	$3,374,232.00	$2,038,535.69	39.6%
1000.09.00950.10.50151	Insurance-Medical/Dental	$154,709.50	$809,095.00	$2,016,116.00	$1,207,021.00	
1000.09.00950.10.50154	Life Insurance---Insurance--	$2,325.94	$11,843.16	$30,000.00	$18,156.84	
1000.09.00950.10.50155	Retirement - MERF--Insurance--	$0.00	$23,592.34	$85,877.00	$62,284.66	
1000.09.00950.10.50156	Deferred Compensation---Insurance--	$46,800.20	$213,684.75	$706,260.00	$492,575.25	
1000.09.00950.10.50157	Unemployment Compensation---Insurance--	$0.00	$3,288.56	$5,000.00	$1,711.44	
1000.09.00950.10.50158	Disability Plan---Insurance--	$4,162.40	$21,125.25	$53,000.00	$31,874.75	
1000.09.00950.20.60250	Contracted Services---Insurance--	$1,938.00	$253,067.25	$477,979.00	$224,911.75	
Sub-total : Insurance		$209,936.04	$1,335,696.31	$3,374,232.00	$2,038,535.69	39.6%
Insurance Reimbursement						
Insurance Reimbursement (+)		$0.00	$0.00	$10,000.00	$10,000.00	0.0%
1000.09.00951.20.60250	Contracted Services---Insurance Reimbusement--	$0.00	$0.00	$10,000.00	$10,000.00	
Sub-total : Insurance Reimbursement		$0.00	$0.00	$10,000.00	$10,000.00	0.0%
Service Insurance						
Service Insurance (+)		$0.00	$0.00	$98,967.00	$98,967.00	0.0%

General Fund P & L For the Period 10/01/2026 through 10/31/2026

Fiscal Year: 2026-2027

		10/01/2026 - 10/31/2026	Year To Date	Budget	Budget Balance	
1000.09.00960.20.60250	Contracted Services---Service Insurance--	$0.00	$0.00	$98,967.00	$98,967.00	
Sub-total : Service Insurance		$0.00	$0.00	$98,967.00	$98,967.00	0.0%
Contingency Fund						
Contingency Fund (+)		$0.00	$0.00	$200,000.00	$200,000.00	0.0%
1000.10.01010.80.60850	Contingency Fund---Contingency Fund--	$0.00	$0.00	$200,000.00	$200,000.00	
Sub-total : Contingency Fund		$0.00	$0.00	$200,000.00	$200,000.00	0.0%
Capital Reserve Fund						
Capital Reserve Fund (+)		$0.00	$0.00	$200,000.00	$200,000.00	0.0%
1000.10.01011.80.60851	Capital Reserve Fund---Capital Reserve Fund--	$0.00	$0.00	$200,000.00	$200,000.00	
Sub-total : Capital Reserve Fund		$0.00	$0.00	$200,000.00	$200,000.00	0.0%
DPYC						
DPYC (+)		$3,000.00	$3,446.60	$10,000.00	$6,553.40	34.5%
1000.10.01020.20.60250	Contracted Services---ADHOC Council Develop Post Y	$3,000.00	$3,446.60	$10,000.00	$6,553.40	
Sub-total : DPYC		$3,000.00	$3,446.60	$10,000.00	$6,553.40	34.5%
Erase Grant						
Erase Grant (+)		$0.00	$1,208.22	$4,153.00	$2,944.78	29.1%
1000.10.01021.20.60250	Contracted Services---Erase Grant--	$0.00	$1,208.22	$4,153.00	$2,944.78	
Sub-total : Erase Grant		$0.00	$1,208.22	$4,153.00	$2,944.78	29.1%
ADHOC Patriotic Committee						
ADHOC Patriotic Committee (+)		$0.00	$55.00	$5,250.00	$5,195.00	1.0%
1000.10.01031.20.60250	Contracted Services---ADHOC Patriotic Committee--	$0.00	$55.00	$5,250.00	$5,195.00	
Sub-total : ADHOC Patriotic Committee		$0.00	$55.00	$5,250.00	$5,195.00	1.0%
ADHOC Beautification Committee						
ADHOC Beautification Committee (+)		$0.00	$0.00	$300.00	$300.00	0.0%
1000.10.01032.20.60250	Contracted Services---ADHOC Ellington Beautificati	$0.00	$0.00	$300.00	$300.00	
Sub-total : ADHOC Beautification Committee		$0.00	$0.00	$300.00	$300.00	0.0%
ADHOC Ellington Trails Committee						
ADHOC Ellington Trails Committee (+)		$150.07	$526.80	$4,900.00	$4,373.20	10.8%
1000.10.01033.20.60221	ADHOC Trails-Printing	$0.00	$0.00	$500.00	$500.00	
1000.10.01033.20.60233	Education ADHOC Trails	$0.00	$125.00	$500.00	$375.00	
1000.10.01033.20.60250	Contracted Services---ADHOC Ell Trails Committee--	$0.00	$0.00	$700.00	$700.00	
1000.10.01033.30.60346	ADHOC Ell Trails-Technical Equipment	$150.07	$401.80	$3,000.00	$2,598.20	
1000.10.01033.30.60349	Food & Meals Trails	$0.00	$0.00	$200.00	$200.00	
Sub-total : ADHOC Ellington Trails Committee		$150.07	$526.80	$4,900.00	$4,373.20	10.8%
Charter Revision Commission						
Charter Revision Commission (+)		$0.00	$0.00	$1.00	$1.00	0.0%
1000.10.01035.20.60221	Advertising Printing---Charter Revision Commission	$0.00	$0.00	$1.00	$1.00	
Sub-total : Charter Revision Commission		$0.00	$0.00	$1.00	$1.00	0.0%

General Fund P & L For the Period 10/01/2026 through 10/31/2026

Fiscal Year: 2026-2027

		10/01/2026 - 10/31/2026	Year To Date	Budget	Budget Balance	
ADHOC Committee on Diversity and Inclusion						
ADHOC Committee on Diversity and Inclusion (+)		$0.00	$0.00	$1,000.00	$1,000.00	0.0%
1000.10.01036.20.60250	Contracted Services	$0.00	$0.00	$1,000.00	$1,000.00	
Sub-total : ADHOC Committee on Diversity and Inclusion		$0.00	$0.00	$1,000.00	$1,000.00	0.0%
Miscellaneous						
Miscellaneous (+)		$0.00	$303.96	$1,900.00	$1,596.04	16.0%
1000.10.01040.20.60250	Contracted Services---Miscellaneous--	$0.00	$303.96	$1,900.00	$1,596.04	
Sub-total : Miscellaneous		$0.00	$303.96	$1,900.00	$1,596.04	16.0%
GASB - OPEB						
GASB - OPEB (+)		$0.00	$0.00	$100,000.00	$100,000.00	0.0%
1000.10.01045.20.60250	Contracted Services---GASB-OPEB--	$0.00	$0.00	$100,000.00	$100,000.00	
Sub-total : GASB - OPEB		$0.00	$0.00	$100,000.00	$100,000.00	0.0%
Referendum/Primaries						
Referendum/Primaries (+)		$0.00	$8,324.00	$48,750.00	$40,426.00	17.1%
1000.10.01050.10.50103	Part Time---Referendum--	$0.00	$8,324.00	$42,000.00	$33,676.00	
1000.10.01050.20.60221	Advertising and Printing	$0.00	$0.00	$6,000.00	$6,000.00	
1000.10.01050.20.60250	Contracted Services---Referendum--	$0.00	$0.00	$750.00	$750.00	
Sub-total : Referendum/Primaries		$0.00	$8,324.00	$48,750.00	$40,426.00	17.1%
Building Demolition/Eviction						
Building Demolition/Eviction (+)		$0.00	$0.00	$2,500.00	$2,500.00	0.0%
1000.10.01060.20.60250	Contracted Services---Building Demolition/Eviictio	$0.00	$0.00	$2,500.00	$2,500.00	
Sub-total : Building Demolition/Eviction		$0.00	$0.00	$2,500.00	$2,500.00	0.0%
Salary Adjustment						
Salary Adjustment (+)		$0.00	$0.00	$19,214.00	$19,214.00	0.0%
1000.10.01065.10.50150	Salary Adjustment---Salary Adjustment--	$0.00	$0.00	$19,214.00	$19,214.00	
Sub-total : Salary Adjustment		$0.00	$0.00	$19,214.00	$19,214.00	0.0%
Employee Education Development						
Employee Education Development (+)		$0.00	$0.00	$5,000.00	$5,000.00	0.0%
1000.10.01067.20.60233	Employee Education Development---Employee Educatio	$0.00	$0.00	$5,000.00	$5,000.00	
Sub-total : Employee Education Development		$0.00	$0.00	$5,000.00	$5,000.00	0.0%
Town Communications						
Town Communications (+)		$0.00	$0.00	$250.00	$250.00	0.0%
1000.10.01075.20.60250	Contracted Services---Town Communications--	$0.00	$0.00	$250.00	$250.00	
Sub-total : Town Communications		$0.00	$0.00	$250.00	$250.00	0.0%
Town Website						
Town Website (+)		$0.00	$19,089.00	$19,089.00	$0.00	100.0%
1000.10.01080.20.60250	Contracted Services---Town Web Site--	$0.00	$19,089.00	$19,089.00	$0.00	

General Fund P & L For the Period 10/01/2026 through 10/31/2026

Fiscal Year: 2026-2027

		10/01/2026 - 10/31/2026	Year To Date	Budget	Budget Balance	
Sub-total : Town Website		$0.00	$19,089.00	$19,089.00	$0.00	100.0%
GIS						
GIS (+)		$0.00	$0.00	$3,150.00	$3,150.00	0.0%
1000.10.01090.20.60250	Contracted Services---GIS--	$0.00	$0.00	$3,150.00	$3,150.00	
Sub-total : GIS		$0.00	$0.00	$3,150.00	$3,150.00	0.0%
Annex						
Annex (+)		$2,675.36	$7,173.61	$37,555.00	$30,381.39	19.1%
1000.08.00815.20.60241	Electricity - Annex	$1,045.19	$4,495.59	$17,650.00	$13,154.41	
1000.08.00815.20.60243	Water - Annex	$139.38	$139.38	$600.00	$460.62	
1000.08.00815.20.60244	Heating Fuel - Annex	$196.71	$593.72	$4,500.00	$3,906.28	
1000.08.00815.20.60250	Contracted Services - Annex	$1,244.08	$1,544.60	$5,305.00	$3,760.40	
1000.08.00815.20.60272	Repairs & Mnt Building - Annex	$50.00	$400.32	$6,000.00	$5,599.68	
1000.08.00815.30.60343	Construct Mnt Material - Annex	$0.00	$0.00	$2,500.00	$2,500.00	
1000.08.00815.70.60766	Building Equipment - Annex	$0.00	$0.00	$1,000.00	$1,000.00	
Sub-total : Annex		$2,675.36	$7,173.61	$37,555.00	$30,381.39	19.1%
Board of Education						
Board of Education (+)		$6,120,784.51	$12,657,690.55	$49,199,508.00	$36,541,817.45	25.7%
1000.13.01301.50.60501	BOE Expenditures---Board of Education--	$6,120,784.51	$12,657,690.55	$49,199,508.00	$36,541,817.45	
Sub-total : Board of Education		$6,120,784.51	$12,657,690.55	$49,199,508.00	$36,541,817.45	25.7%
Current Year Capital						
Current Year Capital (+)		$249,942.32	$773,632.39	$1,820,290.00	$1,046,657.61	42.5%
1000.11.01101.70.60750	Unimproved Road Improvement---Unimproved Road Impr	$950.56	$3,424.70	$75,000.00	$71,575.30	
1000.11.01102.70.60750	Local Capital Improvement Program---Local Capital	$0.00	$0.00	$165,800.00	$165,800.00	
1000.11.01103.70.60750	Road Overlay---Road Overlay--	$211,208.57	$460,325.14	$650,000.00	$189,674.86	
1000.11.01104.70.60750	Townwide Sidewalks---Townwide Sidewalks--	$0.00	$0.00	$20,000.00	$20,000.00	
1000.11.01122.70.60750	DPW-Snow Plow Dumptruck Replmt	$0.00	$72,095.00	$222,000.00	$149,905.00	
1000.11.01125.70.60750	Police Cruiser	$0.00	$0.00	$80,875.00	$80,875.00	
1000.11.01138.70.60750	Culvert Replacements	$0.00	$0.00	$20,000.00	$20,000.00	
1000.11.01143.70.60750	Town Generator	$0.00	$0.00	$65,000.00	$65,000.00	
1000.11.01152.70.60750	Revaluation	$0.00	$0.00	$57,000.00	$57,000.00	
1000.11.01162.70.60750	EVAC-Replmnt Ambulance	$2,752.35	$11,643.81	$48,315.00	$36,671.19	
1000.11.01254.70.60750	DPW - Vacuum Trailer	$0.00	$0.00	$36,000.00	$36,000.00	
1000.11.01437.70.60750	Parking Lot Renovation---Parking lot Renovations--	$0.00	$0.00	$30,000.00	$30,000.00	
1000.11.01451.70.60750	EVFD-Fire House Imp 29 Main ST--EVFD-Fire House Im	$0.00	$1,903.56	$0.00	($1,903.56)	
1000.11.01459.70.60750	DPW-Building Maintenance	$20,000.00	$20,000.00	$20,000.00	$0.00	
1000.11.01463.70.60750	Rd Constr-Large/Small Bridges-Capital Project	$0.00	$0.00	$20,000.00	$20,000.00	
1000.11.01477.70.60750	Tennis Bball Courts Maintenance	$0.00	$0.00	$25,000.00	$25,000.00	
1000.11.01493.70.60750	Police Equipment - Tasers	$0.00	$0.00	$52,000.00	$52,000.00	
1000.11.01498.70.60750	DPW-High School Track	$0.00	$0.00	$25,000.00	$25,000.00	
1000.11.01500.70.60750	BOE - Computer Replacement Cycle	$0.00	$168,215.08	$168,300.00	$84.92	
1000.11.01501.70.60750	DPW - Guide Rail Program	$0.00	$0.00	$20,000.00	$20,000.00	
1000.11.01607.70.60750	DPW-Hall Memorial Library	$5,860.76	$8,791.14	$0.00	($8,791.14)	
1000.11.01608.70.60750	EVFD-HVAC	$0.00	$18,063.88	$20,000.00	$1,936.12	
1000.11.01610.70.60750	EVFD - Rescue Truck	$9,170.08	$9,170.08	$0.00	($9,170.08)	

General Fund P & L For the Period 10/01/2026 through 10/31/2026

Fiscal Year: 2026-2027

	10/01/2026 - 10/31/2026	Year To Date	Budget	Budget Balance	
Sub-total : Current Year Capital	$249,942.32	$773,632.39	$1,820,290.00	$1,046,657.61	42.5%
Total : EXPENSES	$7,699,855.17	$22,301,406.49	$75,727,155.00	$53,425,748.51	29.4%

End of Report

STATE OF CONNECTICUT – COUNTY OF TOLLAND
INCORPORATED 1786

TOWN OF ELLINGTON

55 MAIN STREET – PO BOX 187
ELLINGTON, CONNECTICUT 06029-0187
www.ellington-ct.gov

Kelly Fuhlbrigge
Chairman

BOARD OF FINANCE
2027 MEETING SCHEDULE

ALL MEETINGS TAKE PLACE IN THE NICHOLAS J. DICORLETO, JR. MEETING HALL UNLESS OTHERWISE SPECIFIED.

NOTE: On Monday, January 4, 2027, at 6:00 PM, there will be a BOS Capital Improvements Committee Meeting to hear Capital Improvement Project presentations

January	5 25	Tuesday Monday*	Regular Meeting Board of Selectmen Capital Improvements	6:00 PM 6:00 PM
February	2	Tuesday**	Regular Meeting	6:00 PM
March	10 11 23	Wednesday Thursday Tuesday	Budget Hearing - Board of Education Budget Hearing - Board of Selectmen/Boards and Commissions Budget Published in Newspaper and copies in Town Clerk's Office	6:00 PM 6:00 PM
April	13 15 20	Tuesday*** Thursday*** Tuesday	Public Hearing, High School Auditorium Budget Deliberations Budget Deliberations	7:00 PM 6:00 PM 6:00 PM
May	4 11 18 25	Tuesday Tuesday*** Tuesday**** Tuesday****	Budget Published in Newspaper and copies in Town Clerk's Office Annual Town Meeting, High School Auditorium Board of Finance sets mill rate for 2027-28 Board of Finance sets mill rate for 2027-28	 7:00 PM 6:00 PM 8:15 PM
June	1	Tuesday	Regular Meeting	6:00 PM
July			No meeting scheduled	
August	3	Tuesday	Regular Meeting	6:00 PM
September	7	Tuesday	Regular Meeting	6:00 PM
October	5	Tuesday	Regular Meeting	6:00 PM
November			No meeting scheduled	
December	7	Tuesday	Regular Meeting	6:00 PM

*January 25th Board of Selectmen Capital Improvements meeting. Board of Finance will be invited to attend as audience.
**Board of Selectmen Capital Improvements Presentation
***Dates required by Town Charter
****One meeting subject to cancel as a result of the motion at the Annual Town Meeting

Sec. 7-191b. Amendments to charters to modify budget adoption dates. Notwithstanding the provisions of this title and chapters 164, 170 and 204 and any special act, municipal charter or home rule ordinance, a municipality, upon a two-thirds vote of its legislative body, may amend its charter for the sole purpose of modifying its budget adoption dates. Such budget adoption dates may include, but need not be limited to, applicable dates relating to an executive presentation of a proposed budget, public hearings, fiscal authority action, publications, referenda or final budget adoption. Any vote by the legislative body of a municipality pursuant to this section shall include a reference to this section. For the purposes of this section, "municipality" has the same meaning as provided in section 7-401.

(P.A. 18-12, S. 1.)

History: P.A. 18-12 effective May 25, 2018.

SECTION 1102**BUDGET PREPARATION**

It shall be the duty of the First Selectman to require each department, office, and agency of the town supported wholly or in part by town funds, or for which a specific town appropriation is made, including the Board of Education, to submit to the Finance Officer not later than the fifteenth (15th) day of February in each year on forms provided by him or her a detailed estimate of expenditures and revenues, other than tax revenues, incurred or earned by such department, office or agency for both the current fiscal year and the ensuing fiscal year. Such estimates shall be accompanied by information set forth in the manner prescribed by the Board of Finance describing a program or programs showing services, activities, and work accomplished during the current fiscal year and to be accomplished during the ensuing fiscal year. It shall be the responsibility of the Finance Officer to compile all figures of actual revenues and expenditures for the last completed fiscal year, the budgeted amount of revenues and expenditures for the current fiscal year and the actual amount to date for the current fiscal year.

SECTION 702**ANNUAL TOWN BUDGET MEETING**

The annual town budget meeting for the consideration of the budget shall be convened in accordance with the provisions of Section 1106 of this Charter and shall be held on the second Tuesday of May at such hour and at such place as the Board of Selectmen shall determine, and no other town agency, board, or commission shall meet on said day. The Board of Selectmen shall request the presence at such meeting of a representative of each board, agency, or commission submitting a budget request. If the vote on the annual town budget is adjourned to a referendum, all further votes of the annual town budget shall be by referendum to be held two weeks after the town meeting is adjourned and every other week thereafter until final approval is given. [Amended 11-5-2002; 11-6-2007; 11-6-2018]

SECTION 1103**DUTIES OF THE FINANCE OFFICER ON THE BUDGET**

Not later than the fifteenth (15th) day of March in each year the Finance Officer shall present to the Board of Finance a budget consisting of (a) the budget message outlining the financial condition of the town government and describing in connection therewith the important features

of the budget plan indicating any major changes from the current fiscal year in financial conditions, expenditures, and revenues together with the reasons for such changes, and containing a clear general summary of its contents; (b) estimates of revenues, presenting in parallel columns the itemized revenues in the last completed fiscal year, the budgeted revenues for the current fiscal year, the revenues earned during the current fiscal year prior to the time of preparing the estimates, total revenues estimated to be earned during the current fiscal year, estimates of revenues, other than from the property tax, to be earned in the ensuing fiscal year, and an estimate of available surplus or existing deficit; (c) itemized estimates of expenditures, presented in parallel columns of the actual expenditures for each department, office, agency, or activity for the last completed fiscal year, the budgeted expenditures for the current fiscal year, the current fiscal year actual expenditures prior to the time of preparing the estimates, total expenditures as estimated for the current fiscal year, appropriations as proposed by each department, office, or agency for all items for the ensuing fiscal year, and such other information as may be required by the Board of Finance.

SECTION 1104**DUTIES OF THE BOARD OF FINANCE ON THE BUDGET**

The Board of Finance shall hold one or more public hearings on the individual budget requests of each board, agency, or commission before March thirty-first (31st) of each year. The Board of Finance shall request the presence at such hearings of a representative of each board, agency, or commission submitting a budget request. At such hearing, any qualified elector or taxpayer shall have an opportunity to be heard regarding appropriations for the ensuing fiscal year. Following compilation of the revenue and expenditure estimates which form a preliminary budget for the ensuing fiscal year, the Board of Finance shall cause sufficient copies of said preliminary budget to be made available for general distribution in the office of the Town Clerk. The Board of Finance shall hold the public hearing on the second (2nd) Tuesday of April on said preliminary budget. The Board of Finance budget deliberations will commence two days later on Thursday. The Board of Finance shall request the presence at such hearings of a representative of each board, agency or commission submitting a request. At such hearings, any qualified elector or taxpayer shall have an opportunity to be heard regarding appropriations for the ensuing fiscal year and at least five (5) days prior to the first of the public hearings on the preliminary budget, the Board of Finance shall cause to be published, in a newspaper having general circulation in the town, a notice of such public hearing and summary of said preliminary budget showing anticipated revenue by major sources, and requested expenditures by function or departments in the same columnar form as prescribed for budget estimates in Section 1103 of this Charter, and shall also show the amount to be raised by taxation. Within fifteen (15) days after holding the final of such public hearings, the Board of Finance shall hold one (1) or more public deliberations and by resolution adopted by affirmative vote of at least four (4) members, the Board of Finance shall approve a budget and file the same with the Town Clerk for submission to the annual town budget meeting for its adoption. The estimate of expenditures submitted by the Board of Finance to the annual town budget meeting shall include a recommendation for a contingency fund which shall not exceed three (3) percent of the total expenditures for the current fiscal year. The estimate of expenditures submitted by the Board of Finance to the annual town budget meeting will provide a contribution to the Capital Reserve Fund in order to maintain at least a minimum of five (5) percent of the total expenditures for the current year. No expenditure or transfer may be made from this fund without approval of the Board of Finance. Any expenditure or transfer in excess of forty thousand dollars ($40,000) per transaction must be

submitted to the vote of a duly called town meeting as set forth in Section 7-348 in the General Statutes, as amended. The budget, as approved by the Board of Finance, shall be published at least five (5) days prior to the annual town budget meeting in the same manner as prescribed in this section for purposes of publication prior to the Board of Finance's public hearing on the preliminary budget. An official copy of the budget as finally approved by the Board of Finance shall be filed with the Town Clerk. Should the Board of Finance fail to approve a budget within the specified fifteen (15) days, the budget, as submitted to the Board of Finance, in accordance with the provisions of Section 1103 of this Charter shall be deemed to have been finally approved by the Board of Finance and the same shall be filed with the Town Clerk for submission to the town meeting for the purposes of final adoption in accordance with Section 702 of this Charter. Within ten (10) days after the acceptance of the budget at a town budget meeting, the Board of Finance by resolution shall fix the tax rate in mills or fraction thereof which shall be levied on the taxable property in the town for the ensuing fiscal year. For the purposes of Chapters 108 and 111 of the General Statutes, as amended, the Board of Finance shall be deemed to be the budget-making authority and shall have all the powers and duties contained in said Chapter 108 for the creation of a "Reserve Fund for Capital and Non-recurring Expenditures." [Amended 11-5-2002; 11-6-2007]

STATE OF CONNECTICUT – COUNTY OF TOLLAND
INCORPORATED 1786

TOWN OF ELLINGTON

Department of Public Works

Tom Modzelewski
Director/WPCA
Administrator

21 MAIN STREET – PO BOX 187
ELLINGTON, CONNECTICUT 06029-0187
TEL 860-870-3140 FAX 860-870-3147
www.ellington-ct.gov

MEMORANDUM

To: Finance Board
Matt Evans, Finance Officer
From: Tom Modzelewski, Director of Public Works
Date: 11-18-2026
RE: DWSRF Grant

Dear Board Members,

Town Administration requests that the Board of Finance support the proposed Glenwood Road water main extension and forward a favorable recommendation to the Board of Selectmen. The project would provide 23 households with access to public drinking water. The Town anticipates receiving $383,000 in state funding toward a preliminary project budget of $420,000, including contingency.

Background and proposed project

In 1995, a community well serving 3, 5, 6, 7, and 8 Glenwood Road was permanently abandoned after testing identified nitrate contamination at levels unsuitable for drinking. A public water main was installed to serve those five homes and currently ends near 8 Glenwood Road. The remaining 23 homes were outside the scope of that project and continue to rely on individual private wells. Testing has identified nitrate concentrations in those wells above the federal maximum contaminant level for public drinking water.
Elevated nitrate levels pose a public health concern, particularly for infants. Individual private wells fall outside the federal Safe Drinking Water Act's routine monitoring requirements for public water systems. Homeowners are responsible for arranging testing and, where applicable, maintaining their treatment systems.

The Town proposes to extend the existing water main approximately 1,250 linear feet from its current terminus near 8 Glenwood Road to the end of the roadway at 33 Glenwood Road. The project would include engineering, permitting, construction of the main extension, and installation of service connections for the 23 residences. Once connected, these households could replace their private wells as their source of drinking water with a regulated public supply subject to routine monitoring.

Project cost and financing The Town anticipates receiving $383,000 through the Connecticut Drinking Water State Revolving Fund (DWSRF), as described in the attached October 30, 2026 letter for Project No. SFY 27-08. Based on follow-up discussions with DWSRF staff, the Town would finance the estimated $17,000 difference between the anticipated funding and the current

base project cost through a DWSRF loan. The Town would also be responsible for any additional costs above the $383,000 in anticipated funding.

Preliminary cost and funding	**Estimated amount**
Base project cost	$400,000
Contingency at 5% of the base estimate	$20,000
Total project budget with contingency	**$420,000**
Anticipated DWSRF funding	$383,000
Estimated Town share before contingency	$17,000
Estimated Town share if the full contingency is used	**$37,000**

The project is in the predesign stage. These figures are preliminary, and construction bids will provide a firmer basis for determining the Town's share. The anticipated loan interest rate is approximately 2%, pending confirmation of the final financing terms.

Ownership, operation, and transfer

Under the DWSRF terms communicated to the Town, the Town would be required to retain ownership of the new infrastructure and remain responsible for its operation while the loan is outstanding. The Town proposes to enter into an agreement with The Connecticut Water Company for operation, maintenance, and customer billing during that period. The company has agreed to provide engineering services for the project. The proposed operating agreement remains pending.

The Town has asked DWSRF staff whether the loan may be repaid immediately and is awaiting written confirmation. Following repayment, the Town intends to transfer the water main and associated service infrastructure to The Connecticut Water Company, subject to the applicable DWSRF requirements and a final agreement with the company.

Statutory context and recommendation

Connecticut General Statutes § 22a-471 authorizes the Commissioner of Energy and Environmental Protection, under specified conditions, to arrange for a long-term potable water supply or order the municipality where the affected groundwater is located to provide potable water. That authority is relevant when the responsible party cannot be identified or meets the statute's criteria concerning assets and inability to obtain reasonable financing.

The proposed extension would give 23 households a long-term source of public drinking water and use substantial state funding to limit the Town's share of the project cost. Town Administration recommends that the Board of Finance endorse the project and forward a favorable recommendation to the Board of Selectmen, subject to confirmation of the DWSRF financing and repayment terms and completion of an operating and transfer agreement with The Connecticut Water Company.

Respectfully submitted,

Tom Modzelewski
Director of Public Works

Drinking Water State Revolving Fund

October 30, 2026

Matthew Reed
Town Administrator
Town of Ellington
55 Main St.
Ellington, CT 06029

PWS Name:	Crystal Lake School
Town:	Ellington
PWSID:	CT0480062
DWSRF Project No.:	SFY 27-08
Project:	Glenwood Road Water Main Extension

Subject: Drinking Water State Revolving Fund (DWSRF)
Request for Financial Assistance Application – Part I

Dear Mr. Reed:

The Department of Public Health (DPH) has finalized the State Fiscal Year (SFY) 2027 Intended Use Plan (IUP), which includes the final Base/Supplemental, Lead Service Line and Emerging Contaminant Project Priority Lists (PPL). Based on a review of your Eligibility Application, the DPH has determined that your project appears ready to proceed during SFY 2027. DWSRF funding is available for the project identified above, in the requested amount of $400,000. Project activities associated with your request for SFY 2027 include:

Planning: No Design: No Construction: Yes

Your next step is the submission of a Financial Assistance Application (FAA). The FAA is divided into two parts (Part I and Part II). You have the option to submit them separately or together depending on the status of your project and DWSRF funding needs. Part I is intended to provide preliminary details of the project including: preliminary engineering report (PER), information needed for DPH's environmental assessment, professional services documentation (engineering), financial information to qualify for a DWSRF loan and plans and specifications/construction contract bidding documentation (for construction phase funding). This documentation must be submitted to allow the DPH to review and issue the necessary approvals prior to bidding the construction phase of your project. The FAA-Part II should be submitted when the necessary documentation (funding resolutions, permits, easements, final project costs, etc.) has been secured to execute a DWSRF loan agreement. All information required in Part II must be valid at the time of loan agreement execution so please plan the submission of Part II accordingly.

Please submit the FAA-Part I to this office by November 30, 2026. The DWSRF is requiring applicants to complete FAAs with a digital signature and submit them along with any other supporting documentation electronically to DPH. Instructions for signing the FAAs with a digital signature are available on the DWSRF website.

If you do not intend to pursue DWSRF funding for this project during SFY 2027, please inform this office in writing by **November 30, 2026**, so that the DWSRF can make these funds available to other projects.

Part I also includes the submission of information required for DPH to perform an environmental assessment on your project for compliance with the National and Connecticut Environmental Policy Acts. This process may require posting a Scoping Notice in the Council of Environmental Quality's on-line Environmental Monitor publication with a map(s) showing the area(s) that will be impacted by the project. The notice, if required, will be published for a 30-day comment period and you will be notified by the DWSRF if we receive any comments that impact your project.

DPH's completion of the environmental review process must occur prior to the DWSRF approving the design or any construction contract(s) associated with DWSRF funding. You may choose to submit this information in advance of the FAA-Part I to allow the DPH to initiate these reviews as quickly as possible. A Scoping Notice template is available on the DWSRF website.

Construction projects funded under the DWSRF must meet specific requirements, including the federal Davis-Bacon and Related Acts prevailing wage rate requirements and the use of American Iron and Steel (AIS) in order to maintain eligibility for funds. Applicability of Build America, Buy America (BABA) requirements will be determined separately on a project by project basis. In addition, all funded contracts must follow the Minority Business Enterprise (MBE) and Women Business Enterprise (WBE) utilization goals of the U.S. Environmental Protection Agency.

This project must comply with all applicable requirements and receive the appropriate reviews and approvals prior to any commitment of funding. If you have already executed a contract with a consultant or contractor for this project without DPH's approval, those contracts will not be eligible for DWSRF funding, and you should contact this office as soon as possible**.**

All DWSRF forms and applications are available on the DWSRF webpage. Electronic submittals of all required electronic documents must be sent to: DPH.CTDWSRF@ct.gov.

If you have any questions, need any assistance, or wish to meet to discuss your project, please do not hesitate to contact me at Sara.Ramsbottom@ct.gov. Thank you for considering our DWSRF program for your funding needs and I look forward to working with you for the successful completion of your project.

Sincerely,

Sara A. Ramsbottom, P.E.
Environmental Engineer 3
Drinking Water State Revolving Fund

Board of Finance

Regular Meeting

12/1/2026

Agenda

- Call to Order and Pledge of Allegiance
- Roll Call
- Chairman's Report
- Public Comment
- Approval of Minutes
  - Regular Meeting – October 6, 2026
  - Special Meeting – October 28, 2026
- Presentation – Enterprise Fleet Management
- Financial Update
- Discussion – Budget Preparation Timeline
- CT Drinking Water State Revolving Fund - Glenwood Road Water Main Extension
- Liaison Reports
- Adjournment

Call To Order
Pledge of Allegiance
Roll Call

Chairman’s Report

Public Comment

Approval of Minutes

Regular Meeting – October 6, 2026
Special Meeting – October 28, 2026

Ellington Fleet Leasing Model Proposal

Presented By Enterprise Fleet Management

enterprise FLEET MANAGEMENT

ONE PARTNER. ONE TEAM. **TOTAL FLEET SOLUTION.**

FLEET SYNOPSIS

Prepared For:

TOWN OF ELLINGTON

Prepared By:

Kenny Tyson – Director Of Fleet Management
Nick DeLeonardo – Account Executive

12/1/2026



A STRATEGIC FLEET
PARTNER
INVESTED IN YOUR
SUCCESS

DRIVE EFFICIENCY
REDUCE RISK
CONTROL COSTS
FOCUS ON WHAT MATTERS

TOWN OF ELLINGTON | IMPACT OF PARTNERSHIP

48	$253,878	$423,450	69,923	14.3 years	23
FLEET SIZE	FLEET BUDGET (est.)	RESALE VALUE	AVG ODOMETER	VEHICLE CYCLE	# OF VEHICLES 10+ YEARS

CURRENT SITUATION

Current fleet age is negatively impacting the overall budget and fleet operations

52% of the current light and medium duty fleet is over 10 years old

Newer vehicles have a significantly lower maintenance expense

Resale of the aging fleet is significantly reduced

Increased fuel efficiency with new technology implementations

Challenged by inconsistent yearly budgets

Currently vehicle budget is underfunded

THE IMPACT

Identify Effective Vehicle Life Cycle

Decrease Administrative Burden and Downtime

Enhanced Reporting, Oversight, & Control

Local Team to Support Needs Nationwide

Newer Safer Vehicles Replace Every 4-5 yrs

KEY CONSIDERATIONS | OBJECTIVES

Identify an effective vehicle life cycle that maximizes potential equity at time of resale creating a conservative savings of over $14,379 in 10 years

Shorten the current vehicle life cycle from 14.3 years to 5 years

Free up more than $22,713 in capital from the salvage of 9 vehicles in the first year

Significantly reduce Maintenance to an average monthly cost of $81.11 vs. current $85

Provide a lower sustainable fleet cost that is predictable year over year

Reduce the overall fuel spend through more fuel efficient vehicles

Leverage an open-ended lease to maximize cash flow opportunities and recognize equity.

Safety

5 vehicles predate Anti-Lock Brake standardization (2007) 10% of Total Fleet

13 vehicles predate Electronic Stability Control standardization (2012) 27% of Total Fleet

23 vehicles predate Rear Automatic Braking (2016) 48% of Total Fleet

32 vehicles predate standardization of back up camera (2018) 67% of Total Fleet

Utilize SOURCEWELL Contract # 112025 for dilligence compliance that addresses the following:

Access to all fleet management services as applicable to the needs of TOWN OF ELLINGTON

Supports the need for fleet evaluation on a quarterly basis assessing costs and reviewing best practices

THE RECOMMENDATION

By partnering with Enterprise Fleet Management, TOWN OF ELLINGTON will be better able to leverage its buying power, implement a tighter controlled resale program to lower total cost of ownership and in turn minimize operational spend.

STRATEGY

By shifting from reactively replacing inoperable vehicles to proactively planning vehicle purchases, Enterprise recommends that TOWN OF ELLINGTON transition the fleet to a sustainable replacement cycle of 5 years and 125,000 miles.

RESALE

Enterprise Fleet Management's sells vehicles at an average of 10% above Black Book value. TOWN OF ELLINGTON currently has an estimated $423,450 equity

VEHICLE REPLACEMENTS

Free up more than $22,713 in capital from the salvage of 9 vehicles in the first year

Enterprise and the 'e' logo are registered trademarks of Enterprise Fleet Management, Inc. All other trademarks are the property of their respective owners.
© 2020 Enterprise Fleet Management, Inc.

TOWN OF ELLINGTON | FLEET STATISTICS

48	10.9	6,600	2015	19
FLEET SIZE	AVG AGE	AVG MILES PER YEAR	AVG MODEL YEAR	VEHICLE CATEGORIES

Odometer distribution

Average Odometer: 69,923

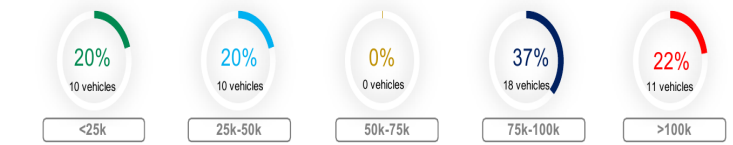

Vehicle Type	Quantity	Avg Age	Avg Miles Per Year
CAR	1	17.8	2,656
VAN	17	10.9	6,299
SUV	18	11.6	6,167
TRUCK	12	9.0	6,851
Totals/Average	48	10.9	6,600

MANUFACTURER PROFILE

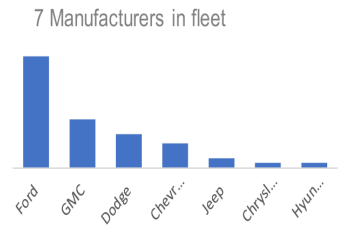

Model Year Analysis

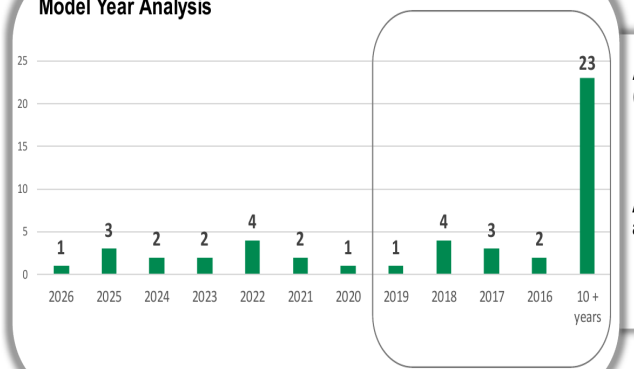

Avg holding period (in years)

20.0

Avg annual acquisitions

2.4

Enterprise and the 'e' logo are registered trademarks of Enterprise Fleet Management, Inc. All other trademarks are the property of their respective owners.
© 2020 Enterprise Fleet Management, Inc.

FLEET PROFILE AND REPLACEMENT SCHEUDULE | TOWN OF ELLINGTON

FLEET PROFILE				REPLACEMENT SCHEUDULE						CRITERIA
Vehicle Type	# of Type	Average Age (years)	Avg Annual Mileage	2027	2028	2029	2030	2031	Under-Utilized	
Full-size Sedan	1	17.8	2,656	0	0	0	0	0	1	2027: 13 years and older (or) 125,000 Miles
Minivan-Passenger	7	14.3	6,954	3	0	3	1	0	0	
Full-size Van-Passenger	6	10.0	4,268	0	1	2	0	2	1	2028: 12 years and older (or) 115,000 Miles
1/2 Ton Van Cargo	1	3.6	11,504	0	0	0	0	1	0	
3/4 Ton Van Cargo	3	7.3	7,101	0	1	0	0	2	0	2029: 11 years and older (or) 105,000 Miles
Compact SUV 4x2	1	20.8	2,988	0	1	0	0	0	0	
Compact SUV 4x4	2	14.2	6,317	1	0	0	1	0	0	2030: 10 years and older (or) 95,000 Miles
Mid Size SUV 4x2	1	26.9	5,433	0	1	0	0	0	0	
Mid Size SUV 4x4	3	5.9	5,346	0	1	0	0	2	0	2031: 9 years and older (or) 85,000 Miles
Full Size SUV 4x2	1	19.8	3,681	0	1	0	0	0	0	
Compact Pickup Ext 4x4	1	11.7	2,645	0	0	0	1	0	0	Under-Utilized: less than 1,000 Miles
1/2 Ton Pickup Ext 4x4	1	4.6	5,091	0	0	0	0	1	0	
3/4 Ton Pickup Reg 4x4	4	9.9	9,332	1	1	1	0	1	0	
1 Ton Cab Chassis	5	9.7	8,658	0	0	0	0	0	0	
Full-size Sedan-ERV	1	12.7	12,823	1	0	0	0	0	0	
Mid Size SUV 4x2-ERV	1	21.8	5,566	0	1	0	0	0	0	
Mid Size SUV 4x4-ERV	6	5.1	6,323	0	0	1	1	4	0	
Full Size SUV 4x4-ERV	2	14.7	6,958	1	0	1	0	0	0	
1/2 Ton Pickup Quad 4x4-ERV	1	8.6	6,495	0	0	0	0	1	0	

FLEET PLANNING ANALYSIS | TOWN OF ELLINGTON

Assumptions

Fleet Analyzed	43	Fleet Growth	4.65%
Current Cycle	14.33	Annual Miles	6,500
Current Maintenance	$85.00	Current MPG	13
Maint. Cents Per Mile	$0.16	Price/Gallon	$3.80

Proposals

Proposed Fleet	41
Proposed Cycle	5.00
Proposed Maintenance	$81.12

Fiscal Year	Fleet Size	Annual Needs	Owned	Leased	Purchase	Lease*	Equity (Owned)	Equity (Leased)	Maintenance	Fuel	Fleet Budget	Net Cash
ANALYSIS BASED ON ORIGINAL RECOMMENDATIONS FOR CONCEPTUAL SAVINGS AND MAY CHANGE BASED ON FINAL PROPOSAL, CHANGES TO THE MARKET AND OTHER FACTORS												
Average	43	3	43	0	130,500	0	-2,182	0	43,860	81,700	253,878	0
Year 1 ('27)	41	7	34	7	0	67,281	-22,713		41,494	77,825	163,887	89,991
Year 2 ('28)	41	8	26	15	0	137,732	-32,768		41,121	73,397	219,482	34,396
Year 3 ('29)	41	8	18	23	0	218,213	-20,682		40,748	68,969	307,248	-53,370
Year 4 ('30)	41	4	14	27	0	251,998	-11,262		40,562	66,755	348,054	-94,176
Year 5 ('31)	41	14	0	41	0	387,219	-144,054	-125,740	39,909	59,006	216,339	37,539

* Lease Rates are conservative estimates

**Estimated Projected Fleet Equity is based on the current fleet "sight unseen" based on replacement year and can be adjusted after physical inspection and may change based on market factors, these are not guaranteed values

Lease Maintenance costs are exclusive of tires unless noted on the lease rate quote.

$231,477

Estimated Current Fleet Equity**

SAVINGS

10 Year Savings* **$14,379**

NA

*includes total unrealized equity of $0

Projected Fleet Equity Analysis

YEAR	2027	2028	2029	2030	2031	Under-Utilized
QTY	7	8	8	4	14	2
Est $	$2,804	$4,096	$2,585	$2,815	$10,290	$1,544
TOTAL	$19,625	$32,768	$20,682	$11,262	$144,054	$3,088

$231,477

Estimated Current Fleet Equity**

Enterprise and the 'e' logo are registered trademarks of Enterprise Fleet Management, Inc. All other trademarks are the property of their respective owners.
© 2020 Enterprise Fleet Management, Inc.

MENU PRICING | TOWN OF ELLINGTON

YEAR 1 LEASE COSTS*	
Lease Cost Year 1	**$64,548.01**
Maint Cost Year 1	**$0.00**
Annual One Time Aftermarket Cost	**$0.00**
Total Year 1 Qty	**7**
Total Year 1 Cost	**$64,548.01**
Total Year 1 Estimated Equity	$19,625.00
Total Year 1 Replacement/Growth Minus Equity	$44,923.01

*Year 1 costs are based on current available pricing and qty proposed, final costs may vary based on market, qty selected, and availability.

Vehicle Type	YMMS	Year 1 Qty	Term	Annual Mileage	**Monthly Cost (Lease Rate)***	Full Maintenance **	Annual Cost Including Maintenance	**Lease Cost Year 1**	Maint Cost Year 1	Cost of Aftermarket (capped in payment)	One time Aftermarket Cost (By Quantity)
SUV	2027 Ford Explorer Active 4dr 4x4 RWD	2	60 Months	10000	**$705**		$8,456	**$16,912**			
SUV	2027 Ford Police Interceptor Utility Base All-Wheel Drive K8A	1	60 Months	20000	**$913**		$10,950	**$10,950**			
3/4 Ton Pickup	2027 Ford F-250 XL 4x4 SD Regular Cab F2B	1	60 Months	20000	**$811**		$9,737	**$9,737**			
Passenger Minivan	2027 Chrysler Pacifica LX Front-Wheel Drive Passenger Van RUCL53	3	60 Months	10000	**$749**		$8,983	**$26,949**			

*Lease rates are based upon factory order pricing and miles per year and does not include any applicable taxes

**Maintenance includes one set of brakes and no tires

**Maintenance includes one set of brakes and no tires

Pricing does not include expected return on equity at end of lease

Quotes provided are based on Safety



Enterprise and the 'e' logo are registered trademarks of Enterprise Fleet Management, Inc. All other trademarks are the property of their respective owners.
© 2020 Enterprise Fleet Management, Inc.

CASE STUDY | CITY OF SAN MARCOS

enterprise FLEET MANAGEMENT

The City of San Marcos Reduces Costs by 27% and Replaces Aging Vehicles.



BACKGROUND

Location:	San Marcos, CA
Industry:	Government
Total vehicles:	90 vehicles

THE CHALLENGE

Half of The City of San Marcos' vehicles were operating past their useful life. The City's fleet was deteriorating rapidly, and many of the vehicles needed to be replaced to mitigate escalating repair and maintenance costs. Budget challenges prevented the City from purchasing new vehicles. Major repairs reduced the number of available vehicles, and the City vehicle downtime was significantly affecting its operations. Maintenance costs continued to erode the budget and interfere with the efficiency of City operations.

THE SOLUTION

Enterprise Fleet Management evaluated the City's entire fleet to identify the most cost-effective way to replace its aging vehicles. Ten vehicles were identified as under-utilized and completely removed from service. By implementing an open-ended lease structure, the City was able to replace the remaining ninety vehicles within a three-year period. The program did not require a large initial outlay of funds. The City of San Marcos was not burdened with extensive capital requirements for vehicle replacement, allowing them to replace highly important, heavy-duty and emergency vehicles first.

> **"The Enterprise Fleet Management lease program has not only alleviated some of the maintenance burden placed on our lean fleet maintenance staff and budget, it has also provided a level of flexibility that allows my team to promptly address the City's dynamic fleet needs without sacrificing service."**
>
> *– Lisa Fowler, Public Works Manager- Administration & Fleet*

The Full Maintenance Program provides a low fixed monthly cost, which is easily budgeted for every year. The program eliminates the need for City resources to work on the light-duty fleet, so the maintenance staff can solely focus on the heavy-duty equipment.

THE RESULTS

The partnership with Enterprise Fleet Management has significantly reduced the portions of the Public Works-Fleet Operations budget and the Vehicle Replacement fund that was affected by the declining condition of the light-duty fleet. The City realized a 27% decrease in the cost to purchase and maintain the light duty fleet. The program will result in a combined fund savings of $1.1 million over a five-year period.

To learn more, visit efleets.com or call 877-23-FLEET.

Enterprise and the 'e' logo are registered trademarks of Enterprise Fleet Management, Inc. All other trademarks are the property of their respective owners.
© 2018 Enterprise Fleet Management, Inc. EN124_DM

Key Results

27% DECREASE IN FLEET COSTS

RIGHT-SIZED FLEET BY 10% FOR BETTER UTILIZATION

REPLACED 90 VEHICLES OVER A 3-YEAR PERIOD

Enterprise and the 'e' logo are registered trademarks of Enterprise Fleet Management, Inc. All other trademarks are the property of their respective owners.
© 2020 Enterprise Fleet Management, Inc.

TOWN OF ELLINGTON | PROGRAM RESOURCES

SAFETY

48% of all vehicles are older than 10 years of age and do not contain the most up to date safety features, such as electronic stability control, airbag standardization and anti-lock brake control.

- HIGHER CUSTOMER SATISFACTION
- IMPROVED EMPLOYEE EXPERIENCE
- REDUCED RISK & LIABILITY
- LOWER TOTAL COST OF OWNERSHIP
- STRONGER LONG TERM GROWTH

ACCOUNT MANAGEMENT

TOWN OF ELLINGTON will have a dedicated, local account team to proactively manage and develop your fleet while delivering the highest level of customer service to facilitate your day-to-day needs.

Your dedicated Account Team meets with you 3-4 times a year for both financial and strategic planning.

Account team will provide on-going analysis – this will include most cost-effective vehicle makes/models, cents per mile, total cost of ownership, and replacement analysis.

TECHNOLOGY

Enterprise Fleet Management's website provides vehicle tracking, reporting, and metrics. Our website can be customized to view a wide range of data so that you may have a comprehensive and detailed look at all aspects of your fleet and the services provided. Our Mobile App gives drivers all of the convenience and functionality they need.

Consolidated Invoices - Includes lease, maintenance, and any additional ancillaries

Maintenance Utilization - Review the life-to-date maintenance per vehicle

Recall Information - See which units have open recalls

License & Registration - See which plate renewals are being processed by Enterprise and view status

Alerts - Set customizable alerts for oil changes, lease renewals, license renewals, and billing data

Lifecycle Analysis - See data regarding all transactions for the lifecycle of the entire fleet, with drill-down capability to specific lease or transaction

"Our integrated solutions give you the tools, expertise, and support to manage your fleet more efficiently and effectively—so you can focus on what matters most: running your business."

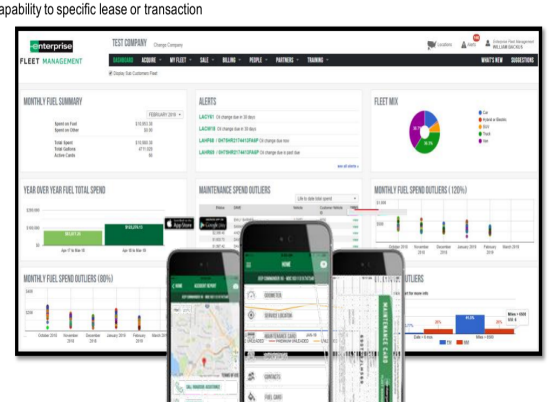

Enterprise and the 'e' logo are registered trademarks of Enterprise Fleet Management, Inc. All other trademarks are the property of their respective owners.
© 2020 Enterprise Fleet Management, Inc.

CURRENT PARTNERS

CITY OF STAMFORD
innovating since 1641

TOWN OF CHARLESTOWN

One Partner
One Team
Total Fleet Solution

REFERENCES

Below is a list of client references including company name, contact person, and telephone number.

Name of agency	Town of Charlestown RI
Phone and/or E-mail	Mike DiCicco, DPW Director
Contact Person & Title	(401) 255-7477 mdicicco@charlestownri.gov

Name of agency	Town of Clinton
Phone and/or E-mail	Vincent DeMaio, Chief of Police
Contact Person & Title	(860) 669-6901 vdemaio@clintonct.gov

OVERALL IMPACT

While these benefits may be difficult to quantify, their impact on your business is undeniable. A strong fleet drives more than performance, it drives success.

COOPERATIVE PARTNERSHIPS

Sourcewell	**SOURCEWELL Contract # 112025**	Effective 05/04/2026 - 05/04/2030
TIPS AWARDED VENDOR	**TIPS/TAPS USA Contract # 240502**	Effective 07/01/2024- 12/31/2027
E&I Cooperative Services	**E&I Contract # CNR01399**	Effective 4/1/2016 through 12/31/2027

Enterprise and the 'e' logo are registered trademarks of Enterprise Fleet Management, Inc. All other trademarks are the property of their respective owners.
© 2020 Enterprise Fleet Management, Inc.

Financial Update

Revenues and Other Financing Sources

General Fund - Period Ending 10.31.26 (Budgetary Basis)

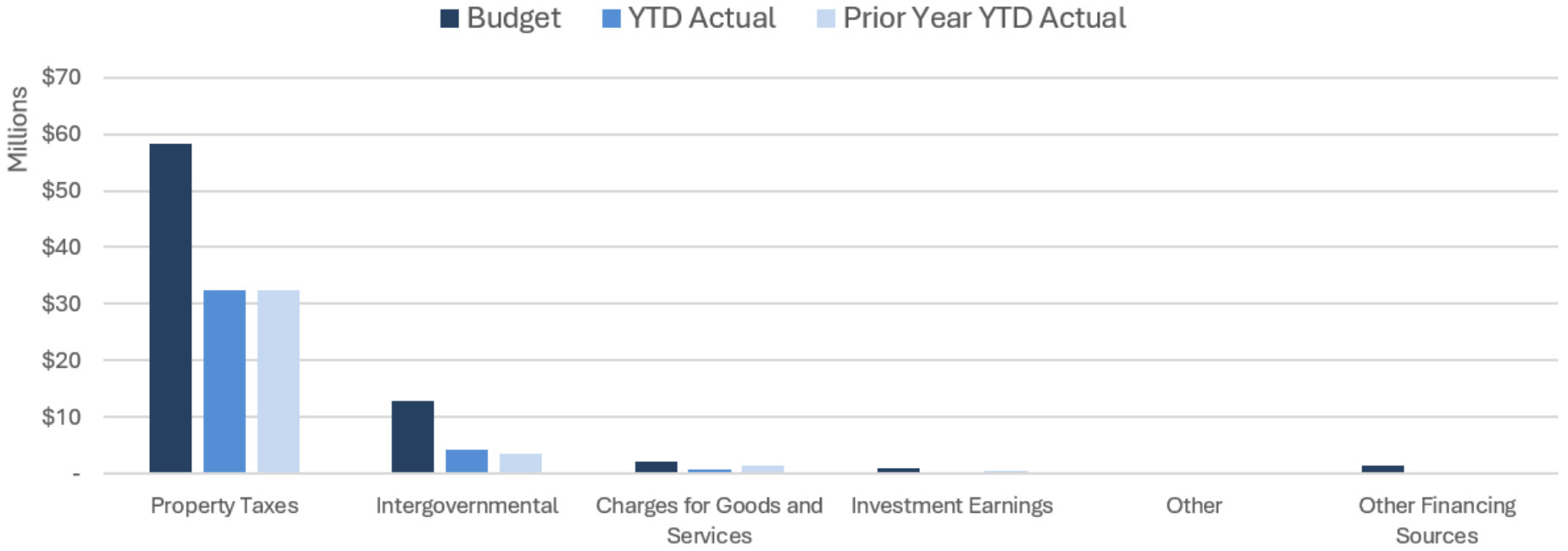

Type	Budget	YTD Actual	Budget Remaining	% of Budget	% of Total Actual	Prior Year YTD Actual
Property Taxes	$58,222,726	$32,340,760	$25,881,966	55.5%	85.2%	$32,370,067
Intergovernmental	12,923,338	4,349,442	8,573,896	33.7%	11.5%	3,641,401
Charges for Goods and Services	2,083,015	758,443	1,324,572	36.4%	2.0%	1,518,410
Investment Earnings	920,000	427,086	492,914	46.4%	1.1%	555,215
Other	140,700	104,470	36,230	74.3%	0.3%	60,451
Other Financing Sources	1,437,376	-	1,437,376	-	-	-
Total Revenues & Other Financing Sources	**$75,727,155**	**$37,980,202**	**$37,746,953**	**50.2%**	**100.0%**	**$38,145,544**

Expenditures

General Fund - Period Ending 10.31.26 (Budgetary Basis)

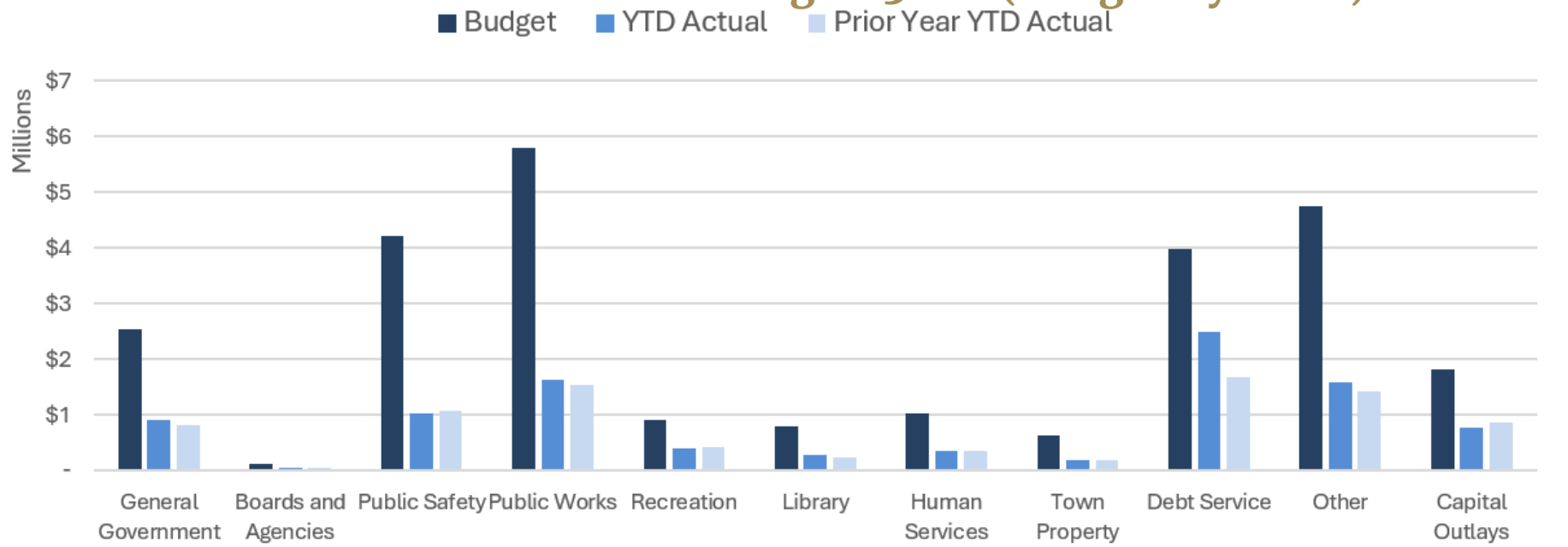

Note: Education budget of $49.2 million (64.9% of total budget) excluded from chart to improve readability.

Function	Budget	YTD Actual	Budget Remaining	% of Budget Spent	% of Total Actual	Prior Year YTD Actual
General Government	$2,523,818	$907,224	$1,616,594	35.9%	4.1%	$807,989
Boards and Agencies	124,770	53,058	71,712	42.5%	0.2%	43,458
Public Safety	4,210,780	1,032,577	3,178,203	24.5%	4.6%	1,061,102
Public Works	5,791,405	1,626,231	4,165,174	28.1%	7.3%	1,535,516
Recreation	903,079	392,051	511,028	43.4%	1.8%	428,703
Library	790,012	283,242	506,770	35.9%	1.3%	238,993
Human Services	1,021,606	341,610	679,996	33.4%	1.5%	346,121
Town Property	625,009	174,285	450,724	27.9%	0.8%	176,553
Debt Service	3,971,960	2,481,093	1,490,867	62.5%	11.1%	1,680,179
Other	4,744,918	1,578,712	3,166,206	33.3%	7.1%	1,421,376
Education	49,199,508	12,657,691	36,541,817	25.7%	56.8%	12,976,724
Capital Outlays	1,820,290	773,632	1,046,658	42.5%	3.5%	862,415
Total Expenditures	**$75,727,155**	**$22,301,406**	**$53,425,749**	**29.4%**	**100.0%**	**$21,579,128**

Discussion: Budget Process Timeline

Budget Process Timeline

- G.S. 7-191b: "…may amend its charter for the sole purpose of modifying its budget adoption dates"
- Discussed at 11.9.26 Board of Selectmen meeting and they are awaiting feedback from Board of Finance
- Budget process should maximize stakeholder engagement
  - Current concern that budget hearing (April 13) and deliberations (April 15) happen during Ellington Public Schools Spring Break

BOARD OF FINANCE
2027 MEETING SCHEDULE

ALL MEETINGS TAKE PLACE IN THE NICHOLAS J. DICORLETO, JR. MEETING HALL UNLESS OTHERWISE SPECIFIED.

NOTE: On Monday, January 4, 2027, at 6:00 PM, there will be a BOS Capital Improvements Committee Meeting to hear Capital Improvement Project presentations

January	5 25	Tuesday Monday*	Regular Meeting Board of Selectmen Capital Improvements	6:00 PM 6:00 PM
February	2	Tuesday**	Regular Meeting	6:00 PM
March	10 11 23	Wednesday Thursday Tuesday	Budget Hearing - Board of Education Budget Hearing - Board of Selectmen/Boards and Commissions Budget Published in Newspaper and copies in Town Clerk's Office	6:00 PM 6:00 PM
April	13 15 20	Tuesday*** Thursday*** Tuesday	Public Hearing, High School Auditorium Budget Deliberations Budget Deliberations	7:00 PM 6:00 PM 6:00 PM
May	4 11 18 25	Tuesday Tuesday*** Tuesday**** Tuesday****	Budget Published in Newspaper and copies in Town Clerk's Office Annual Town Meeting, High School Auditorium Board of Finance sets mill rate for 2027-28 Board of Finance sets mill rate for 2027-28	 7:00 PM 6:00 PM 8:15 PM
June	1	Tuesday	Regular Meeting	6:00 PM
July			No meeting scheduled	
August	3	Tuesday	Regular Meeting	6:00 PM
September	7	Tuesday	Regular Meeting	6:00 PM
October	5	Tuesday	Regular Meeting	6:00 PM
November			No meeting scheduled	
December	7	Tuesday	Regular Meeting	6:00 PM

*January 25th Board of Selectmen Capital Improvements meeting. Board of Finance will be invited to attend as audience.
**Board of Selectmen Capital Improvements Presentation
***Dates required by Town Charter
****One meeting subject to cancel as a result of the motion at the Annual Town Meeting

CT Drinking Water State Revolving Fund

Glenwood Road Water Main Extension

CT Drinking Water State Revolving Fund – Glenwood Water

Background

Purpose & Considerations

- Provides a long-term drinking water solution for 23 households through extending public water main 1,250 LF
- Partnership with Connecticut Water
- Staff seeking approval to move forward with next steps

Preliminary Cost and Funding	Estimated $$$
Expenditures & Contingency:	
Base project cost	$400,000
Contingency at 5% of the base estimate	20,000
Total Expenditures & Contingency	**$420,000**
Revenues & Match:	
Anticipated Grant Funding (DWSRF)	$383,000
Estimated Town share before contingency	17,000
Estimated Town share if the full contingency is used	37,000
Total Revenues & Match	**$420,000**

CT Drinking Water State Revolving Fund – Glenwood Water

Draft Motion

Motion for the Board of Finance to endorse the Drinking Water State Revolving Fund (DWSRF) project, and recommend endorsement to the Board of Selectmen, subject to final DWSRF financing terms and completion of an agreement with The Connecticut Water Company.

Liaison Reports

Next Board of Finance Meeting

January 5, 2027

Adjournment