PENN HILLS SCHOOL DISTRICT

Financial Dashboard Report

October 31, 2026

Cash Summary	October 2026	October 2025	2027 vs 2026 Variance
General Fund	$ 42,869,731	$ 46,356,756	$ (3,487,025)
Capital	4,249,170	3,914,624	334,546
Total	$ 47,118,901	$ 50,271,380	$ (3,152,479)

NOTES/OBSERVATIONS:

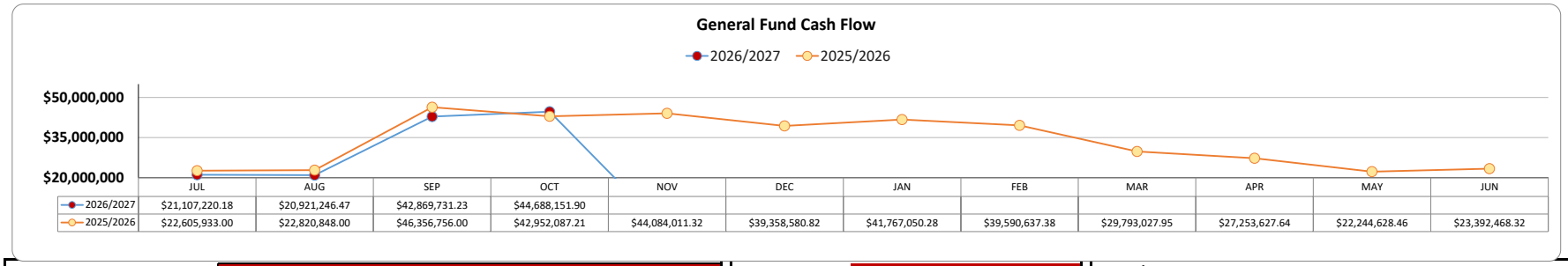

	JUL	AUG	SEP	OCT	NOV	DEC	JAN	FEB	MAR	APR	MAY	JUN
2026/2027	$21,107,220.18	$20,921,246.47	$42,869,731.23	$44,688,151.90								
2025/2026	$22,605,933.00	$22,820,848.00	$46,356,756.00	$42,952,087.21	$44,084,011.32	$39,358,580.82	$41,767,050.28	$39,590,637.38	$29,793,027.95	$27,253,627.64	$22,244,628.46	$23,392,468.32

General Fund Fund Balance	2026	% of Total Exp	2027	% of Total Exp
Nonspendable	$ 590,606	0.59%	$ 590,606	1.58%
Restricted	-	0.00%	$ -	0.00%
Committed	-	0.00%	$ -	0.00%
Assigned	9,396,222	9.32%	$ 9,396,222	25.10%
Unassigned	9,854,150	9.78%	$ 9,854,150	26.33%
Total	$ 19,840,978	19.69%	$ 19,840,978	53.01%

Real Estate Tax Revenue	2026	2027
Assessed	48,079,536	49,525,399
Budgeted	43,144,283	44,505,534
Collected	43,195,857	40,623,364

NOTES/OBSERVATIONS:

Revenue Summary	FY 2026/2027 Budget	FY 2026/2027 Actual	FY 2026/2027 Variance	2025-2026 YTD Actual
RE Taxes	$ 44,808,771	$ 40,623,364	$ (4,185,407)	$ 43,195,857
EIT/LST	5,623,496	1,683,321	(3,940,175)	5,604,336
State Subsidies	49,388,428	20,131,277	(29,257,151)	49,343,871
Federal Subsidies	2,558,728	-	(2,558,728)	2,351,424
Other Revenue	7,471,960	927,428	(6,544,532)	6,986,715
Total	$ 109,851,383	$ 63,365,389	$ (46,485,993)	$ 107,482,202

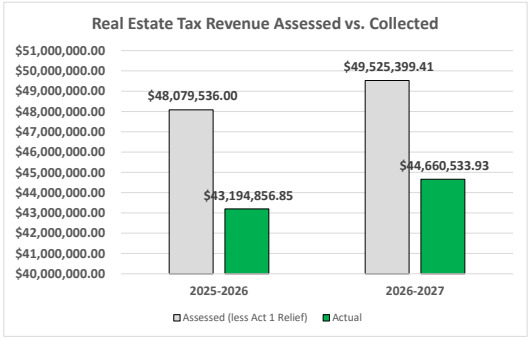

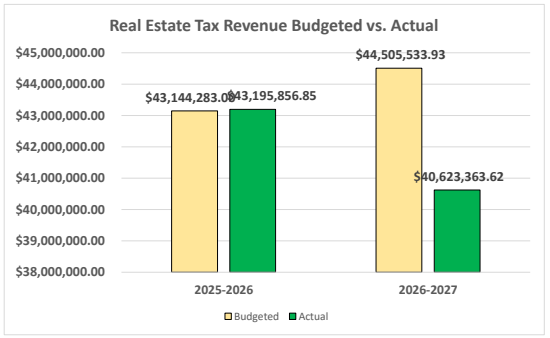

Expenditure Summary	FY 2026/2027 Budget vs. Actual Budget	Actual	Variance	2025-2026 Actual
Instruction (1000s)	$ 65,029,549	$ 20,309,915	$ (44,719,634)	$ 53,897,995
Support Services (2000s)	31,800,951	9,815,986	(21,984,965)	28,573,822
Non-Instructional (3000s)	1,130,484	233,816	(896,668)	1,292,577
Facilities (4000s)	-	-	-	-
Debt Service	11,890,398	7,069,196	(4,821,203)	17,005,946
Total	$ 109,851,383	$ 37,428,913	$ (72,422,469)	$ 100,770,340
Surplus		$ 25,936,476		$ 6,711,862

NOTES/OBSERVATIONS:

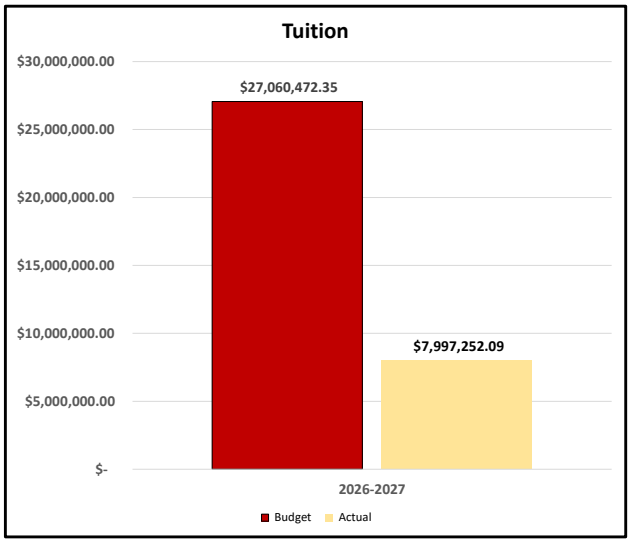

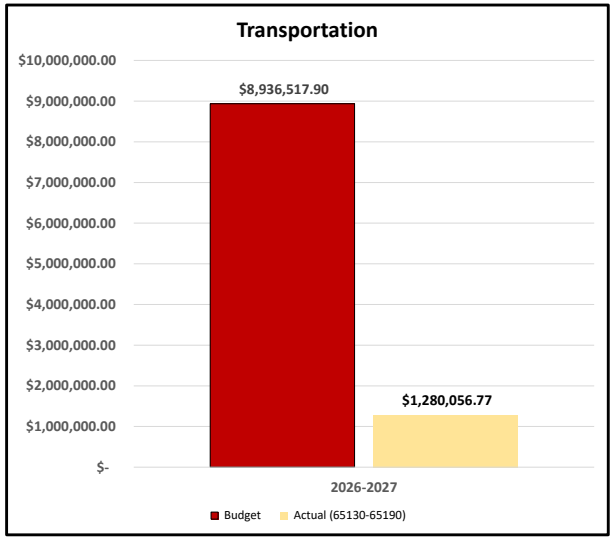

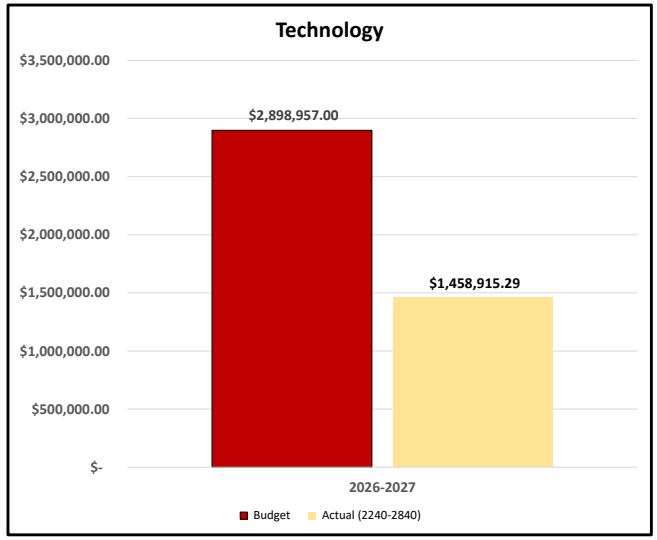

Capital Fund - Additional Information

	Current Month	9/30/2025	6/30/2025
Fund Balance	$ 4,045,712	$ 6,703,258	$ -

Current Projects

Current Projects	Paid	Due
ESCO Project (Constellation)	$ 5,690,445	$ 297,470
Huckestein: Linton Natatorium	$ 198,707	$ -
Engineering & Design	-	
Linton Boiler (Huckestein)		
Unit Vent	-	
BoilerHouse Waterproof	-	
DHW Heater & Tank Replace	-	
Linton Classroom A/C	-	
Linton Book Cases	-	
HW System Filter	-	
Power Center PM	-	
Music Wing HVAC Upgrades	-	
Asbestos Abatement		
Huckestein: (PPH10357/PPH10411)	6,462,464	-
Linton Bathroom	197,013	14,405
Linton Freezer	$421,482.00	-
Merit Electrical: Fire Alarms		
Arcon: Linton Pool	1,029,213	-
Total Capital Projects	$ 13,999,324	$ 311,875

Prior Projects

Project Name	Estimated Cost	Paid	Remaining	Notes
First American				
Linton:				
Auditorium HVAC		284,000		
Library/Media HVAC		194,000		
Main Office HVAC	-	375,000		
Kitchen HVAC	-	550,420		
Merit Electrical: Li	-	41,220		
Franklin Floors	-	176,017	-	
	-	-	-	
	-	-	-	
	-	-	-	
	-	-	-	
	-	-	-	
Contingency (10%)	-		-	
Subtotal	$ -	$ 1,620,657	$ -	

Capital Fund Notes:

Cash Accounts	
FNB	$ 4,045,712
FNB Capital Grants	
FNB Loan	536,935
	4,582,647
Current Projects	
Outstanding Due	(311,875)
Cash Available	4,270,772
Prior Projects	-
Other Funding Sources:	
PDE Grant Left	-
DCED Grant	-
Other	-
Total Other Sources	-
Remaining Cash Available	$ 4,270,772