YREKA UNION SCHOOL DISTRICT

Budget Development

2026-27

Prepared by: Emily Lipke, Chief Business Official

309 JACKSON STREET
YREKA, CA 96097
530-842-1168

CERTIFICATIONS
PAGE 1

ASSUMPTIONS, REVENUES, & GRAPHS
PAGE 5

GENERAL FUND MULTI-YEAR AND GENERAL FUND
PAGE 15

ALL OTHER FUNDS
PAGE 36

SUPPLEMENTALS
PAGE 86

CRITERIA & STANDARDS
PAGE 116

LCFF & NOTES
PAGE 152

DETAIL REPORTS
PAGE 173

ANNUAL BUDGET REPORT:

July 1, 2026 Budget Adoption

Select applicable boxes:

X This budget was developed using the state-adopted Criteria and Standards. It includes the expenditures necessary to implement the Local Control and Accountability Plan (LCAP) or annual update to the LCAP that will be effective for the budget year. The budget was filed and adopted subsequent to a public hearing by the governing board of the school district pursuant to Education Code sections 33129, 42127, 52060, 52061, and 52062.

X If the budget includes a combined assigned and unassigned ending fund balance above the minimum recommended reserve for economic uncertainties, at its public hearing, the school district complied with the requirements of subparagraphs (B) and (C) of paragraph (2) of subdivision (a) of Education Code Section 42127.

Budget available for inspection at:

Place: 309 Jackson Street
Date: 6/18/26

Public Hearing:

Place: 309 Jackson Street
Date: 6/23/26
Time: 2 pm

Adoption Date: 6/24/26
Signed: Clerk/Secretary of the Governing Board
(Original signature required)

Printed Name: Jami Carver Title: Superintendent

Contact person for additional information on the budget reports:

Name: Emily Lipke
Title: CBO

Telephone: 530-842-1168
E-mail: elipke@yrekausd.net

Criteria and Standards Review Summary

The following summary is automatically completed based on data provided in the Criteria and Standards Review (Form 01CS). Criteria and standards that are "Not Met," and supplemental information and additional fiscal indicators that are "Yes," may indicate areas of potential concern for fiscal solvency purposes and should be carefully reviewed.

CRITERIA AND STANDARDS			Met	Not Met
1	Average Daily Attendance	Projected (funded) ADA has not been overestimated by more than the standard for the prior fiscal year, or two or more of the previous three fiscal years.	X	
2	Enrollment	Enrollment has not been overestimated by more than the standard for the prior fiscal year, or two or more of the previous three fiscal years.		X
3	ADA to Enrollment	Projected second period (P-2) ADA to enrollment ratio is consistent with historical ratios for the budget and two subsequent fiscal years.	X	
4	Local Control Funding Formula (LCFF) Revenue	Projected change in LCFF revenue is within the standard for the budget and two subsequent fiscal years.	X	
5	Salaries and Benefits	Projected ratios of total unrestricted salaries and benefits to total unrestricted general fund expenditures are consistent with historical ratios for the budget and two subsequent fiscal years.	X	
6a	Other Revenues	Projected operating revenues (e.g., federal, other state, and other local) are within the standard for the budget and two subsequent fiscal years.		X
6b	Other Expenditures	Projected operating expenditures (e.g., books and supplies, and services and other operating) are within the standard for the budget and two subsequent fiscal years.		X
7	Ongoing and Major Maintenance Account	If applicable, required contribution to the ongoing and major maintenance account (i.e., restricted maintenance account) is included in the budget.	n/a	
8	Deficit Spending	Unrestricted deficit spending, if any, has not exceeded the standard for two or more of the last three fiscal years.		X

9a	Fund Balance	Unrestricted general fund beginning balance has not been overestimated by more than the standard for two or more of the last three fiscal years.		X
9b	Cash Balance	Projected general fund cash balance will be positive at the end of the current fiscal year.	X	
10	Reserves	Projected available reserves (e.g., reserve for economic uncertainties, unassigned/unappropriated amounts) meet minimum requirements for the budget and two subsequent fiscal years.		X
SUPPLEMENTAL INFORMATION			**No**	**Yes**
S1	Contingent Liabilities	Are there known or contingent liabilities (e.g., financial or program audits, litigation, state compliance reviews) that may impact the budget?		X
S2	Using One-time Revenues to Fund Ongoing Expenditures	Are there ongoing general fund expenditures in excess of one percent of the total general fund expenditures that are funded with one-time resources?	X	
S3	Using Ongoing Revenues to Fund One-time Expenditures	Are there large non-recurring general fund expenditures that are funded with ongoing general fund revenues?	X	
S4	Contingent Revenues	Are any projected revenues for the budget or two subsequent fiscal years contingent on reauthorization by the local government, special legislation, or other definitive act (e.g., parcel taxes, forest reserves)?	X	
S5	Contributions	Have contributions from unrestricted to restricted resources, or transfers to or from the general fund to cover operating deficits, changed by more than the standard for the budget or two subsequent fiscal years?		X
SUPPLEMENTAL INFORMATION (continued)			**No**	**Yes**
S6	Long-term Commitments	Does the district have long-term (multiyear) commitments or debt agreements?	X	
		• If yes, have annual payments for the budget or two subsequent fiscal years increased over prior year's (2025-26) annual payment?	n/a	
S7a	Postemployment Benefits Other than Pensions	Does the district provide postemployment benefits other than pensions (OPEB)?		X
		• If yes, are they lifetime benefits?	X	
		• If yes, do benefits continue beyond age 65?	X	
		• If yes, are benefits funded by pay-as-you-go?	X	
S7b	Other Self-insurance Benefits	Does the district provide other self-insurance benefits (e.g., workers' compensation, employee health and welfare, or property and liability)?	X	
S8	Status of Labor Agreements	Are salary and benefit negotiations still open for:		
		• Certificated? (Section S8A, Line 1)		X
		• Classified? (Section S8B, Line 1)		X
		• Management/supervisor/confidential? (Section S8C, Line 1)	n/a	
S9	Local Control and Accountability Plan (LCAP)	• Did or will the school district's governing board adopt an LCAP or an update to the LCAP effective for the budget year?		X
		• Adoption date of the LCAP or an update to the LCAP:	06/24/2026	
S10	LCAP Expenditures	Does the school district's budget include the expenditures necessary to implement the LCAP or annual update to the LCAP as described in the Local Control and Accountability Plan and Annual Update Template?		X
ADDITIONAL FISCAL INDICATORS			**No**	**Yes**
A1	Negative Cash Flow	Do cash flow projections show that the district will end the budget year with a negative cash balance in the general fund?	X	
A2	Independent Position Control	Is personnel position control independent from the payroll system?	X	
A3	Declining Enrollment	Is enrollment decreasing in both the prior fiscal year and budget year?		X
A4	New Charter Schools Impacting District Enrollment	Are any new charter schools operating in district boundaries that are impacting the district's enrollment, either in the prior fiscal year or budget year?	X	
A5	Salary Increases Exceed COLA	Has the district entered into a bargaining agreement where any of the budget or subsequent fiscal years of the agreement would result in salary increases that are expected to exceed the projected state funded cost-of-living adjustment?	X	
ADDITIONAL FISCAL INDICATORS (continued)			**No**	**Yes**
A6	Uncapped Health Benefits	Does the district provide uncapped (100% employer paid) health benefits for current or retired employees?	X	
A7	Independent Financial System	Is the district's financial system independent from the county office system?	X	

A8	Fiscal Distress Reports	Does the district have any reports that indicate fiscal distress? If yes, provide copies to the COE, pursuant to EC 42127.6(a).	X	
A9	Change of CBO or Superintendent	Have there been personnel changes in the superintendent or chief business official (CBO) positions within the last 12 months?	X	

Annual Certification Regarding Self-Insured Workers' Compensation Claims

Pursuant to *Education Code* Section 42141, if a school district, either individually or as a member of a joint powers agency (JPA), is self-insured for workers' compensation claims, the superintendent of the school district annually shall provide information to the governing board of the school district regarding the estimated accrued but unfunded cost of those claims. The governing board annually shall certify to the county superintendent of schools the amount of money, if any, that it has decided to reserve in its budget for the cost of those claims.

To the County Superintendent of Schools:

○ This district is self-insured for workers' compensation claims as defined in *Education Code* Section 42141(a):

- Total liabilities actuarially determined: $
- Less: Amount of total liabilities reserved in budget: $
- Estimated accrued but unfunded liabilities: $ 0.00

◉ This school district is self-insured for workers' compensation claims through the JPA identified below:

Northeastern JPA

○ This school district is not self-insured for workers' compensation claims.

Signature (Original signature required)

	06/24/2026
Signature of Clerk/Secretary of the Governing Board	Date of Meeting (Format: MM/DD/YYYY)
Jami Carver	Superintendent
Printed Name	Title

For additional information on this certification, please contact:

Emily Lipke	CBO
Name	Title
elipke@yrekausd.net	530-842-1168
Email	Telephone

Yreka Union Elementary School District

Budget Assumptions - 2026-27 Budget Development

Fiscal Years

2026/27 **2027/28** **2028/29**

School districts are required to develop and manage budgets in accordance with standards developed by the California Department of Education and adopted by the State Board of Education. Budget documents contain revenues, expenditures, and other financial information for prior, current and subsequent fiscal years. The Criteria and Standards portion of the budget document summarizes and compares district data to State established standards for fiscal analysis purposes. Board members, superintendents and other interested parties should review the Criteria and Standards and analyze any not meeting the standard resulting in a required explanation. This will assist with making accurate assessments of the fiscal condition of the district. Questions that should be considered include: Is the budget balanced, or is the district deficit spending? Does it meet district goals and objectives? Is it sustainable over the multiyear period? Does it accomplish what the district wants for students? An additional resource useful in assessing school district fiscal health is FCMAT's Fiscal Health Risk Analysis which is emailed with each budget and interim report. This report was prepared based on the latest assumptions available and are described below. The information used for the development of this report was provided by:

- Jami Carver, Superintendent
- Priorities: It is the mission of the Yreka Union School District to provide each student with a safe, caring and supportive atmosphere which will foster the intellectual, emotional, and social growth necessary to become a productive and responsible citizen who accepts cultural differences. All parents, students, teachers and staff are part of a supportive team helping children develop personal, educational, social and ethical values.

Except in limited circumstances, the external team is unable to do board presentations of Budget and Interim reports due to time constraints. In order to assist superintendents and business personnel, each budget and interim meeting is used to facilitate the presentation process. Particular emphasis has been placed on providing easy to read Budget and Interim Assumptions, graphic visuals, revenue summaries, multiyear projections and Criteria and Standards explanations. Review and analysis of this information for each report should provide the reader a good general overview of the district's financial position. In addition, boards can make changes to budgets and interims prior to adoption. If changes are made, please provide enough specific information to allow budget technicians to quantify the changes and update the multiyear projections.

Budget Certification and Cycle

- The budget certification is the Board's acknowledgment of its review of the entire budget presentation. This includes State SACS forms for all funds, supplemental forms, Multiyear Financial Projections and Criteria Standards Review. The certification includes a summary of the results of the Criteria and Standards review. Explanations for results that indicate a Standard was "Not Met" in the first section, or a "Yes" response in the Supplemental or Additional section can be found in the corresponding section of the Criteria and Standards Review.
- Adjustments to the budget should be made throughout the fiscal year.

Budget and Multi-Year Financial Projections (MYFP) Development

- The development of the budget and Multiyear Financial Projections are interrelated. First, the base year budget is developed using information provided by the district, Siskiyou County Office of Education, School Services of California and other agencies. The two subsequent year budgets are each based on the first prior year with careful adjustments to both revenue and expenditures.

Average Daily Attendance

- The Local Control Funding Formula calculates the primary funding for school districts, using the higher of the budget year or prior year Average Daily Attendance (ADA). The budget year ADA is not known until the April following the budget adoption, therefore, the most recent P-2 ADA is used when calculating revenue for the budget projections. A chart reflecting the district's historical and projected Average Daily Attendance has been provided for analysis and review. (Attachment A)

- The district submitted the following enrollment and average daily attendance projections:

	2025/26	2026/27	2027/28	2028/29
Enrollment Projections				
Regular K-12	806.00	805.00	786.00	754.00
Community Day School	0.00	0.00	0.00	0.00
Special Day Class	24.00	24.00	24.00	24.00
Total Estimated Enrollment	830.00	829.00	810.00	778.00
Total Estimated P-2 ADA	766.31	765.39	747.84	718.30

Estimated LCFF ADA (Funded ADA)				
Regular K-12	744.15	743.23	725.68	696.14
Community Day School	0.00	0.00	0.00	0.00
Special Day Class	22.16	22.16	22.16	22.16
Total Funded ADA	766.31	765.39	747.84	718.30

Local Control Funding Formula (LCFF)

- The passage of the 2013-14 State budget was a landmark school finance reform built around correcting historical inequities and increasing flexibility known as the Local Control Funding Formula (LCFF). The formula establishes a target amount based on varying factors and will be phased in during a five year period, full implementation was in 2018-19. Although the current year budget and multi-year projections are built on the LCFF, there is no statutory law that guarantees funding. Below are the assumptions used in building the LCFF. LCFF worksheets attached.

	2025/26	2026/27	2027/28	2028/29
LCFF COLA	2.30%	4.31%	3.30%	3.09%
Students qualifying for Free & Reduced Meal, Foster Youth and English Learners:				
Unduplicated Count	641	618	606	583
Unduplicated Percentage	74.51%	74.85%	74.99%	74.78%
Gap Funding Rate	100.00%	100.00%	100.00%	100.00%
Total LCFF Entitlement	$11,968,993	$12,351,619	$12,515,364	$12,479,323

- A district that qualifies for Necessary Small School (NSS) Funding may continue to use this calculation as long as the district meets the requirements per Ed Code 42283 and 42285.

Revenue Projections

- Revenue is projected using the state LCFF calculator and other recommended formulas for Federal and State funding. These formulas include factors such as COLA, student growth or loss for population driven revenue, and other anticipated changes to formula forecasts.

- Revenue, in addition to that referred to above, is required to be fully documented by the district, including formal grant or funding commitments.

- A two-year extension of the Federal Secure Rural Schools and Community Self-Determination Act (SRS) of 2008,was approved in the Omnibus Appropriations bill signed March 23, 2018.

	2025/26	2026/27	2027/28	2028/29
Total Revenue, Transfers In and Other Sources	$17,075,026	$16,481,050	$16,280,305	$16,263,469

- A detailed Revenue Projection worksheet summarizing the district's revenues for the prior year, budget and two subsequent fiscal years has been provided for analysis and review. (Attachment B)

Employee Compensation

- The primary cost of education is driven by the staff of a school district. Employee compensation represents the major portion of a school district's budget. Staffing levels, labor negotiations, benefit projections and other compensation aspects are vital factors in projecting and assessing the fiscal condition of a district.

Staffing Levels

- The district projects the following full time equivalents (FTE) for the budget and two subsequent fiscal years.

	2025/26	2026/27	2027/28	2028/29
Employee FTE's				
Management	3.0	3.0	3.0	3.0
Certificated	54.6	49.6	49.6	49.6
Classified	59.2	70.4	70.4	70.4
Confidential				
Total Employee FTE's	116.8	123.0	123.0	123.0

Yreka Union Elementary School District

Budget Assumptions - 2026-27 Budget Development

Labor Agreements

- The district reports the following settlement factors for negotiations with bargaining units.

	2026/27	2027/28	2028/29
Negotiations Settled (Yes/No)			
Certificated	No	No	No
Classified	No	No	No

- State legislation requires school districts to publicly disclose the provisions of collective bargaining agreements before entering into such written agreements (AB 1200 and Government Code Section 3547.5).

- If the district has not settled, additional comments are noted below to provide information on any additional compensation that was built into the budget or multi-year projections to provide for anticipated negotiation settlements or increases to employee compensation.

  Additional Comments:

  None

Step and Column Adjustments

- Based on an average recommended by School Services of California, normally a 1.5% increase to Certificated and Classified salaries would be included in projecting the step and column movement of employees on the salary schedule. However,YUSD has a higher average rate of 2.72% for certificated staff, 3.75% for classifed staff and 3% for management,

Employee Benefits

- Due to the high level of increases to health and welfare benefit premiums state wide, and varying rates for statutory benefits the district provides the following information.

	2025/26	2026/27	2027/28	2028/29
Benefits Capped/Uncapped for Employees				
Management	Capped	Capped	Capped	Capped
Certificated	Capped	Capped	Capped	Capped
Classified	Capped	Capped	Capped	Capped
Benefit Package Cost per Package (prorated based on full time status)				
Management	$13,200	$13,200	$13,200	$13,200
Certificated	$13,200	$13,200	$13,200	$13,200
Classified	$13,200	$13,200	$13,200	$13,200
Projected Premium Increase Over Prior Year	24%	10%	10%	10%
Total District Cost for Health and Welfare Benefits				
Board Members	$0	$0	$0	$0
Retirees	$0	$0	$0	$0
Statutory Benefit Rates				
STRS	19.10%	19.10%	19.10%	19.10%
PERS	26.810%	26.400%	26.800%	25.900%
OASDI	0.00%	0.00%	0.00%	0.00%
Medicare	0.00%	0.00%	1.45%	1.45%
Unemployment Insurance	0.05%	0.05%	0.05%	0.05%
Worker's Compensation	2.04%	2.04%	2.04%	2.04%
Indirect Cost Rate	11.640%	11.640%	11.640%	11.640%

Yreka Union Elementary School District

Budget Assumptions - 2026-27 Budget Development

Supplies, Services and Other Operating Expenditures

► Initial supplies, services and other operating expenditure projections are based on an analysis of prior year trends, anticipated inflation increases, and program needs. The year-to-year adjustments (net changes) are explained below. Subsequent adjustments are generally due to one-time only expenditures, inflation increases, program changes and other factors.

		2026/27	2027/28	2028/29
Books and Supplies		$ 483,857	$ 691,940	$ 492,570
Explanation:	Expenses are higher than budget development due to math curriculum adoption.			
Services and Other Operating Expenditures		$ 2,718,345	$ 3,362,256	$ 3,387,495
Explanation:	Expenses are higher than budget development due to implementing our ELOP program			
Capital Outlay		$ 30,000	$ -	$ -
Explanation:	Swing replacement at Gold St.			
Other Adjustments		$ 175,181	$ 175,181	$ 175,181
Explanation:	Special Ed Billback			

	2025/26	2026/27	2027/28	2028/29
Total Expenditures, Transfers Out and Other Uses	$16,796,906	$16,200,406	$17,066,266	$17,011,325

Transfers In and Out

► Transfers between funds were built into the budget year and subsequent two fiscal years as follows.

		2025/26	2026/27	2027/28	2028/29
From:	To:				
Cafeteria Fund (13)	General Fund (01)	$0	$0	$0	$0
General Fund (01)	Cafeteria Fund (13)	$0	$172,966	$0	$130,000
Special Reserve (17)	General Fund (01)	$0	$0	$0	$0
General Fund (01)	Sp Reserve - Cap Outlay (40)	$0	$0	$0	$0
Other Enterprise Fund (63)	General Fund (01)	$0	$0	$0	$0
Special Reserve OPEB (20)	General Fund (01)	$0	$0	$0	$0
Deferred Maintenance (14)	Sp Reserve - Cap Outlay (40)	$0	$0	$0	$0
General Fund (01)	Deferred Maintenance (14)	$250,000	$250,000	$250,000	$250,000
Total	0	$250,000	$422,966	$250,000	$380,000

Contributions from Unrestricted Programs (Encroachments) and Revenue Transfers

► The district projects the following contributions to restricted programs (encroachments) from general fund unrestricted dollars to support the following programs.

		2025/26	2026/27	2027/28	2028/29
Program					
1400	EPA	$0	$0	$0	$0
3010	Title I, Part A	$0	$26,873	$66,372	$65,542
6770	Arts and Music in Schools	$0	$0	$0	$0
3310	SpEd: IDEA Sec 611	$0	$0	$11,176	$10,817
3386	SpEd: IDEA QA&FM	$0	$1,591	$3,529	$3,383
4035	Title II, Part A	$49,638	$57,915	$59,822	$59,822
5810	Title VI	$0	$14,139	$19,285	$19,102
6500	Special Education	$406,040	$457,889	$462,588	$461,598
7210	American Indian Early Child I	$0	$0	$3,349	$1,136
8150	Ongoing&Major Maintenance	$297,249	$75,000	$75,000	$75,000
6300	Lottery: Instructional Material	$0	$0	$38,861	$0
7085	LCSSP	$0	$0	$0	$0
9010	Other Restricted Local	$5,996	$0	$0	$0
Total Contributions from Unrestricted Programs and Revenue Transfers		$758,923	$791,821	$906,200	$951,693

Yreka Union Elementary School District

Budget Assumptions - 2026-27 Budget Development

Net Increase/(Decrease) in Fund Balance

- The net increase or decrease to the general fund balance is a calculation of total revenues and other financing sources less total expenditures, transfers out and uses. This amount is reported on line C of the Multiyear Projections (MYP). If the district is deficit spending, the deficit is supported by the district reserves. A continuing pattern of deficit spending is considered a potential concern and is addressed in Criterion 8 of the Criteria and Standards established by the State. A line graph reflecting the district's historical and projected revenues versus expenditures has been provided for analysis and review. (See Attachment C)

	2025/26	2026/27	2027/28	2028/29
► Summary	$278,120	$280,644	($785,961)	($747,856)

Projected Ending Fund Balances and Reserves

- The State requires districts to maintain a level of reserve for Economic Uncertainties that is a minimum of 5% of the district's total expenditures, transfers out and uses, or $71,000 whichever is higher. If a district's projections reflect the district will fall short of the required reserves, a positive financial certification cannot be assigned. A graph reflecting the district's level of reserves available for Economic Uncertainties based on historical and future projections has been provided for analysis and review. (Attachment D)

- The district's estimated ending fund balances are listed below. The General Fund unrestricted ending fund balance as well as the Special Reserve for Other Than Capital Outlay (Fund 17) (if applicable) constitute the district's available reserves for Economic Uncertainties.

	2025/26	2026/27	2027/28	2028/29
General Fund (01)				
Unrestricted	$928,166	$1,228,215	$914,020	$353,420
Restricted	$1,477,274	$1,232,971	$761,205	$573,950
Total General Fund Ending Balance	$2,405,439	$2,461,186	$1,675,225	$927,370
Required Reserve for Economic Uncertainties (5%)	$681,876	$648,019	$682,651	$680,453
Cafeteria Fund (13)	$292,851	$168,204	$27,887	$1,313
Deferred Maintenance (14)	$258,405	$483,692	$708,980	$934,268
Special Reserve for Other Than Capital Outlay (17)	$101,402	$103,135	$104,868	$106,601
Capital Facilities (Developer Fees) Fund (25)	$302,948	$305,241	$348,283	$391,326
Special Reserve for Capital Outlay (40)	$7,597	$7,659	$7,721	$7,783

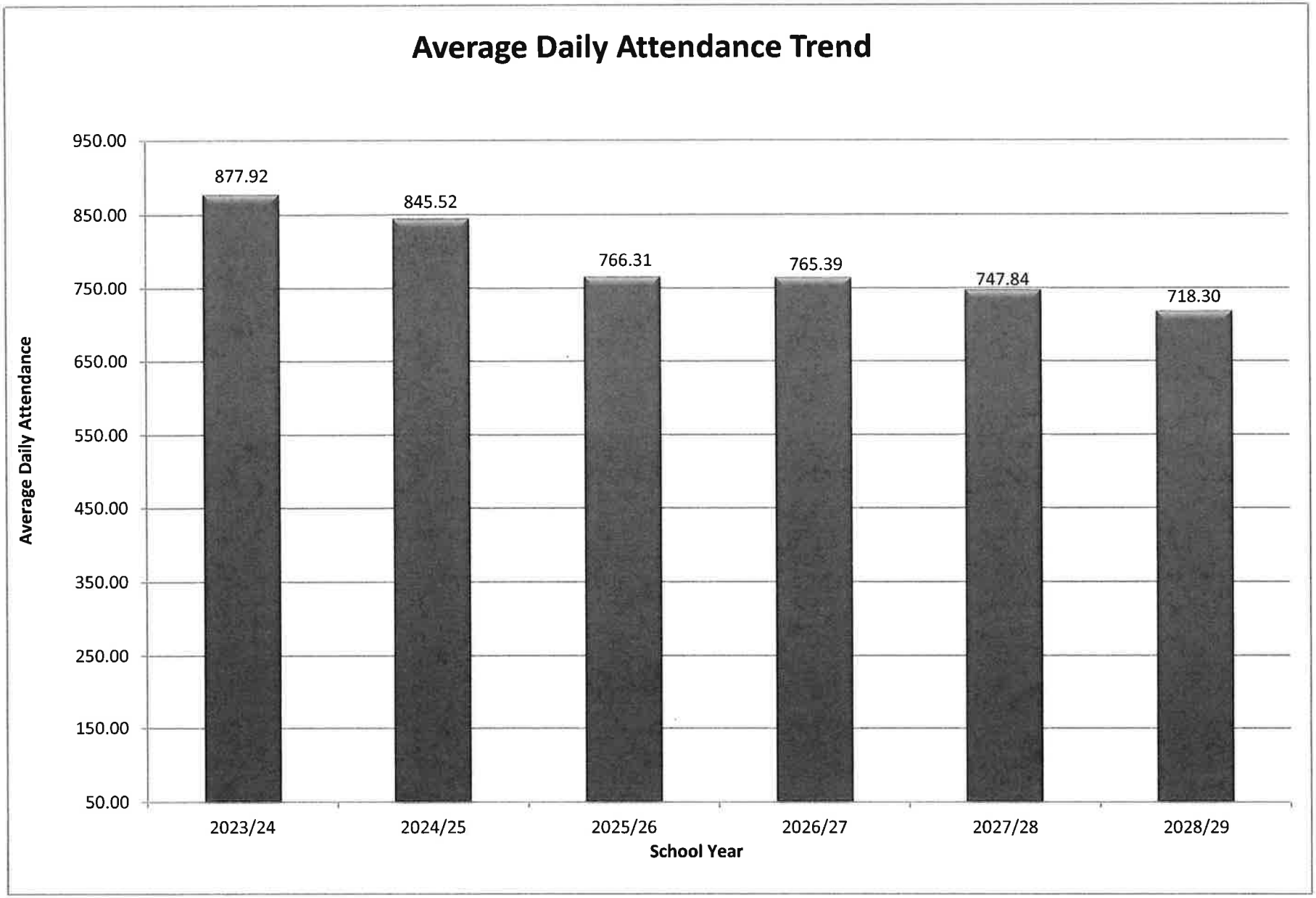

Attachment A

Yreka Union Elementary School District

Revenue Projections

Fiscal Years

Source	Resource As Defined by SBX3 4	Object	2026/27 Budget Year	2027/28 Projection	2028/29 Projection
LCFF - State Aid	0000	8011	6,981,082	7,116,694	7,081,221
LCFF - State Aid - EPA	1400	8012	2,093,057	2,121,190	2,120,622
Property Taxes	0000	8041-5	3,277,480	3,277,480	3,277,480
LCFF-State Aid Pr Year	0000	8019	-175,308	-175,308	-175,308
Total LCFF Sources			**12,176,311**	**12,340,056**	**12,304,015**
Federal Revenues					
Forest Reserve	0000	8260	26,227	26,227	26,227
NCLB: Title I, Part A, Basic Grants Low-Income/Nc	3010	8290	372,901	372,901	372,901
Special Ed: IDEA Basic Local Assistance Entitleme	3310	8181	328,336	328,336	328,336
Special Ed: IDEA Mental Health Allocation Plan, Pa	3327	8182	12,687	12,687	12,687
Special Ed: IDEA Quality Assurance & Focused Mc	3386	8182	18,421	18,421	18,421
NCLB: Title II, Part A, Teacher Quality	4035	8290	44,328	44,328	44,328
Title IV, Part A - Student Support & Ac Enrichmnt	4127	8290	27,517	27,517	27,517
NCLB: Title VI, Part B Small Rural Grant - SRSA	5810	8290	45,709	45,709	45,709
Total Federal Revenues:			**876,127**	**876,127**	**876,127**
Other State Revenues					
Mandated Cost Reimbursement	0000	8550	32,739	33,176	33,167
State Lottery	1100	8560	153,930	151,016	146,450
State Lottery: Instructional Materials	6300	8560	66,433	65,175	63,205
Expanded Learning Opp Prog.	2600	8590	1,251,639	1,251,639	1,251,639
Arts and Music in Schools Prop 27	6770	8590	162,071	162,071	162,071
Child Nutrition: Kitchen Infrastructure Upgrade Fun	7032	8590			
American Indian Early Childhood Education	7210	8590	65,455	67,615	69,704
Learning Recovery Emergency Block Grant	7435	8590	137,604		
CA Community Schools Grant	6332	8590	490,000	506,170	521,811
LCSSP	7085	8590			
Mental Health-Related Services	6546	8590	43,928	45,378	46,780
Student Support and Professional Development Disc	6019	8590	249,773		
Special Education Early Intervention Preschool Grant	6547	8590	79,505	82,128	84,666
Other State Revenues	0000	8590	127,843	132,062	136,143
Other Restricted State	7810	8590			
Total State Revenues:			**2,860,919**	**2,496,429**	**2,515,635**
Other Local Revenues					
Interest & Leases and Rentals	0000	8660	0	0	0
SAFE After School Program	6010	8677	367,693	367,693	367,693
Special Education State Aid (AB 602) (Goal 5001)	6500	8792	0	0	0
Other Local - Erate credits	0000	8699	200,000	200,000	200,000
Other Local	9010	8699	0	0	0
Ongoing & Major Maintenance Account	8150	8699	0	0	0
Total Local Revenues			**567,693**	**567,693**	**567,693**
Total General Fund Revenues			**16,481,050**	**16,280,305**	**16,263,470**

STATISTICAL INFORMATION:

Enrollment and Attendance					
ADA and ADA Estimates			765.39	747.84	718.30
CBEDS			829.00	810.00	778.00
COLAs					
LCFF Cola			4.31%	3.30%	3.09%
Year Over Year Rates and Changes					
Lottery		8560	$191.00	$191.00	$191.00
Lottery - Instructional Materials		8560	$82.00	$82.00	$82.00
Interest Rates:			0.50%	0.50%	0.50%

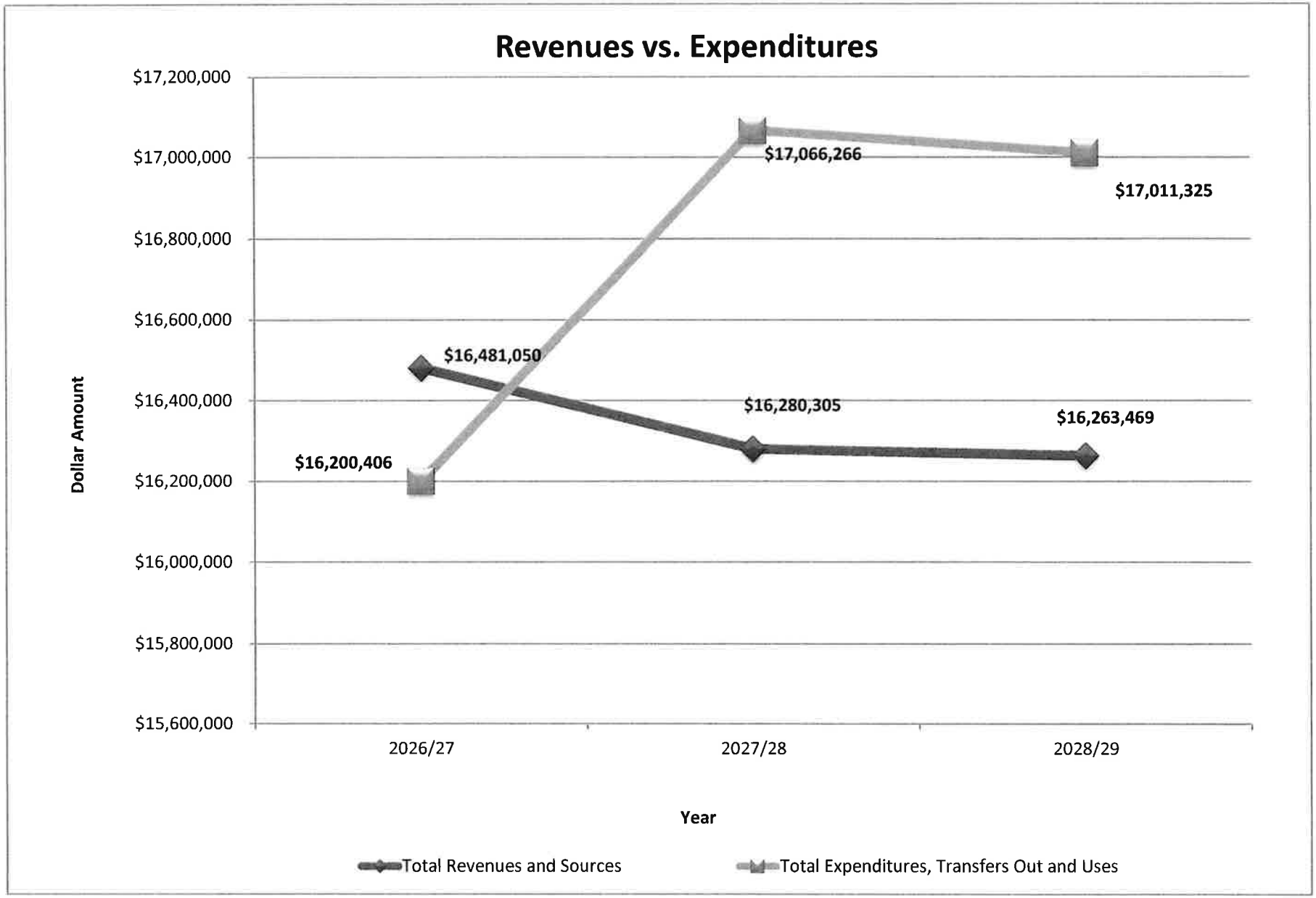

Attachment C

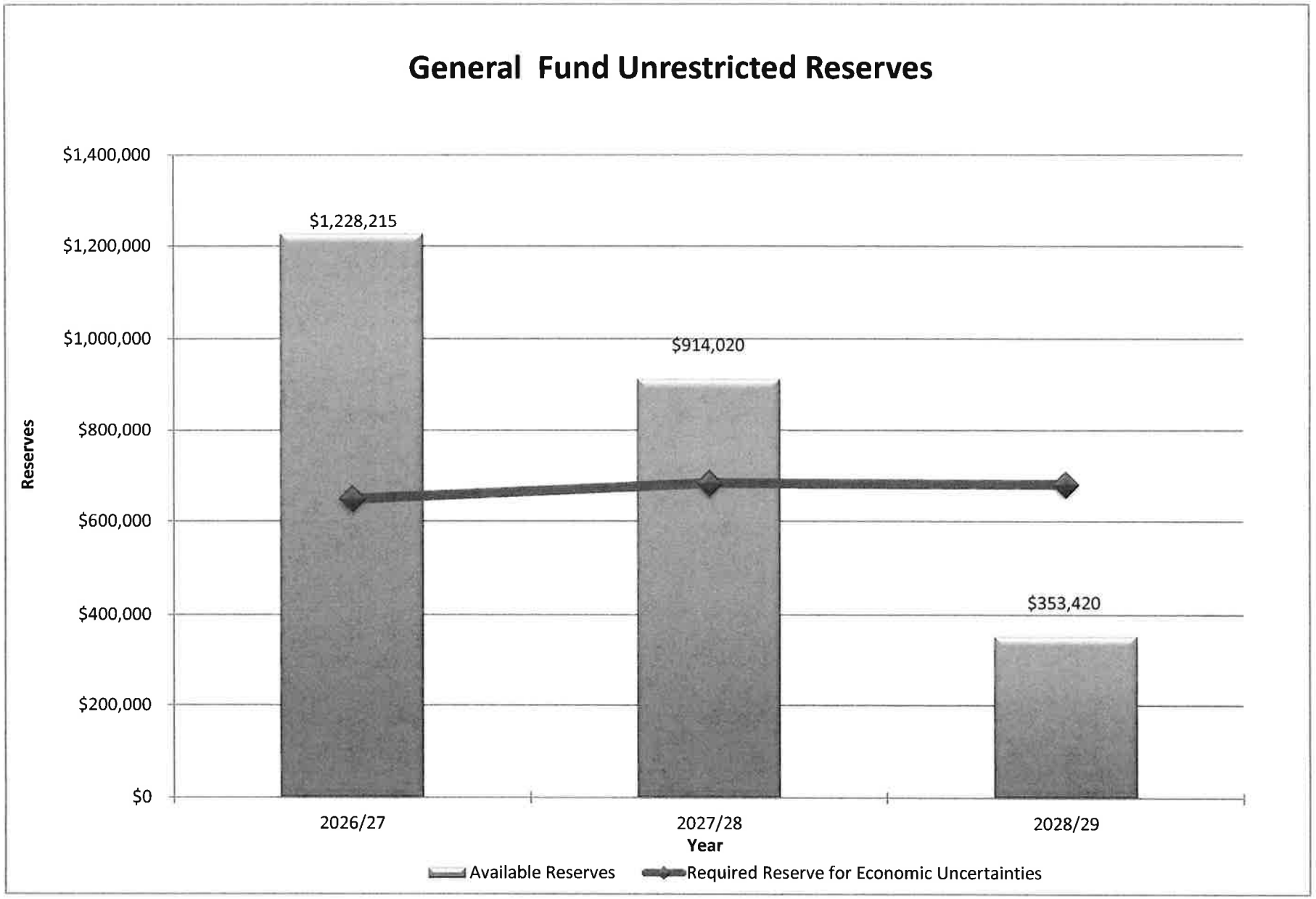

Attachment D

Description	Object Codes	2026-27 Budget (Form 01) (A)	% Change (Cols. C-A/A) (B)	2027-28 Projection (C)	% Change (Cols. E-C/C) (D)	2028-29 Projection (E)
(Enter projections for subsequent years 1 and 2 in Columns C and E; current year - Column A - is extracted)						
A. REVENUES AND OTHER FINANCING SOURCES						
1. LCFF Sources	8010-8099	12,176,310.90	1.34%	12,340,055.90	-0.29%	12,304,014.90
2. Federal Revenues	8100-8299	26,227.32	0.00%	26,227.32	0.00%	26,227.32
3. Other State Revenues	8300-8599	314,511.97	0.55%	316,253.41	-0.16%	315,759.72
4. Other Local Revenues	8600-8799	200,000.00	0.00%	200,000.00	0.00%	200,000.00
5. Other Financing Sources						
a. Transfers In	8900-8929	0.00	0.00%	0.00	0.00%	0.00
b. Other Sources	8930-8979	0.00	0.00%	0.00	0.00%	0.00
c. Contributions	8980-8999	(791,820.53)	14.44%	(906,151.35)	0.51%	(910,801.24)
6. Total (Sum lines A1 thru A5c)		11,925,229.66	0.43%	11,976,385.28	-0.34%	11,935,200.70
B. EXPENDITURES AND OTHER FINANCING USES						
1. Certificated Salaries						
a. Base Salaries				4,391,404.05		4,260,129.45
b. Step & Column Adjustment				31,930.03		115,875.52
c. Cost-of-Living Adjustment				0.00		0.00
d. Other Adjustments				(163,204.63)		0.00
e. Total Certificated Salaries (Sum lines B1a thru B1d)	1000-1999	4,391,404.05	-2.99%	4,260,129.45	2.72%	4,376,004.97
2. Classified Salaries						
a. Base Salaries				1,708,731.40		1,772,808.82
b. Step & Column Adjustment				64,077.42		66,480.32
c. Cost-of-Living Adjustment				0.00		0.00
d. Other Adjustments				0.00		0.00
e. Total Classified Salaries (Sum lines B2a thru B2d)	2000-2999	1,708,731.40	3.75%	1,772,808.82	3.75%	1,839,289.14
3. Employee Benefits	3000-3999	2,748,843.66	-0.03%	2,748,137.65	1.40%	2,786,484.86
4. Books and Supplies	4000-4999	331,700.00	0.92%	334,767.00	0.93%	337,864.67
5. Services and Other Operating Expenditures	5000-5999	2,089,375.50	32.97%	2,778,258.54	6.15%	2,949,081.74
6. Capital Outlay	6000-6999	30,000.00	-100.00%	0.00	0.00%	0.00
7. Other Outgo (excluding Transfers of Indirect Costs)	7100-7299, 7400-7499	175,180.50	0.00%	175,180.50	0.00%	175,180.50
8. Other Outgo - Transfers of Indirect Costs	7300-7399	(184,631.72)	9.25%	(201,715.14)	-0.59%	(200,531.18)
9. Other Financing Uses						
a. Transfers Out	7600-7629	422,965.81	0.00%	422,965.81	0.00%	422,965.81
b. Other Uses	7630-7699	0.00	0.00%	0.00	0.00%	0.00
10. Other Adjustments (Explain in Section F below)				0.00		0.00
11. Total (Sum lines B1 thru B10)		11,713,569.20	4.93%	12,290,532.63	3.22%	12,686,340.51

Description	Object Codes	2026-27 Budget (Form 01) (A)	% Change (Cols. C-A/A) (B)	2027-28 Projection (C)	% Change (Cols. E-C/C) (D)	2028-29 Projection (E)
C. NET INCREASE (DECREASE) IN FUND BALANCE (Line A6 minus line B11)		211,660.46		(314,147.35)		(751,139.81)
D. FUND BALANCE						
1. Net Beginning Fund Balance (Form 01, line F1e)		1,016,554.96		1,228,215.42		914,068.07
2. Ending Fund Balance (Sum lines C and D1)		1,228,215.42		914,068.07		162,928.26
3. Components of Ending Fund Balance						
a. Nonspendable	9710-9719	0.00		0.00		0.00
b. Restricted	9740					
c. Committed						
1. Stabilization Arrangements	9750	0.00		0.00		0.00
2. Other Commitments	9760	0.00		0.00		0.00
d. Assigned	9780	0.00		0.00		0.00
e. Unassigned/Unappropriated						
1. Reserve for Economic Uncertainties	9789	648,016.23		690,185.52		687,987.89
2. Unassigned/Unappropriated	9790	580,199.19		223,882.55		(525,059.63)
f. Total Components of Ending Fund Balance (Line D3f must agree with line D2)		1,228,215.42		914,068.07		162,928.26
E. AVAILABLE RESERVES						
1. General Fund						
a. Stabilization Arrangements	9750	0.00		0.00		0.00
b. Reserve for Economic Uncertainties	9789	648,016.23		690,185.52		687,987.89
c. Unassigned/Unappropriated	9790	580,199.19		223,882.55		(525,059.63)
(Enter reserve projections for subsequent years 1 and 2 in Columns C and E; current year - Column A - is extracted.)						
2. Special Reserve Fund - Noncapital Outlay (Fund 17)						
a. Stabilization Arrangements	9750			0.00		0.00
b. Reserve for Economic Uncertainties	9789			0.00		0.00
c. Unassigned/Unappropriated	9790	0.00		0.00		0.00
3. Total Available Reserves (Sum lines E1a thru E2c)		1,228,215.42		914,068.07		162,928.26

F. ASSUMPTIONS

Please provide below or on a separate attachment, the assumptions used to determine the projections for the first and second subsequent fiscal years. Further, please include an explanation for any significant expenditure adjustments projected in lines B1d, B2d, and B10. For additional information, please refer to the Budget Assumptions section of the SACS Financial Reporting Software User Guide.

Assuming FTE reduction due to declining enrollment as well as retiree replacement with Step 4 column 1 teachers.

Description	Object Codes	2026-27 Budget (Form 01) (A)	% Change (Cols. C-A/A) (B)	2027-28 Projection (C)	% Change (Cols. E-C/C) (D)	2028-29 Projection (E)
(Enter projections for subsequent years 1 and 2 in Columns C and E; current year - Column A - is extracted)						
A. REVENUES AND OTHER FINANCING SOURCES						
1. LCFF Sources	8010-8099	0.00	0.00%	0.00	0.00%	0.00
2. Federal Revenues	8100-8299	849,899.20	0.00%	849,899.20	0.00%	849,899.20
3. Other State Revenues	8300-8599	2,546,407.39	-14.38%	2,180,175.79	0.90%	2,199,875.21
4. Other Local Revenues	8600-8799	367,693.00	0.00%	367,693.00	0.00%	367,693.00
5. Other Financing Sources						
a. Transfers In	8900-8929	0.00	0.00%	0.00	0.00%	0.00
b. Other Sources	8930-8979	0.00	0.00%	0.00	0.00%	0.00
c. Contributions	8980-8999	791,820.31	14.44%	906,151.35	0.51%	910,801.24
6. Total (Sum lines A1 thru A5c)		4,555,819.90	-5.53%	4,303,919.34	0.57%	4,328,268.65
B. EXPENDITURES AND OTHER FINANCING USES						
1. Certificated Salaries						
a. Base Salaries				791,633.00		813,165.42
b. Step & Column Adjustment				21,532.42		22,118.10
c. Cost-of-Living Adjustment				0.00		0.00
d. Other Adjustments				0.00		0.00
e. Total Certificated Salaries (Sum lines B1a thru B1d)	1000-1999	791,633.00	2.72%	813,165.42	2.72%	835,283.52
2. Classified Salaries						
a. Base Salaries				1,540,280.88		1,598,041.44
b. Step & Column Adjustment				57,760.56		59,926.57
c. Cost-of-Living Adjustment				0.00		0.00
d. Other Adjustments				0.00		0.00
e. Total Classified Salaries (Sum lines B2a thru B2d)	2000-2999	1,540,280.88	3.75%	1,598,041.44	3.75%	1,657,968.01
3. Employee Benefits	3000-3999	1,013,984.32	3.20%	1,046,459.52	1.15%	1,058,457.26
4. Books and Supplies	4000-4999	152,156.62	134.74%	357,173.19	-56.69%	154,704.93
5. Services and Other Operating Expenditures	5000-5999	628,969.39	-7.15%	583,997.74	-24.93%	438,413.12
6. Capital Outlay	6000-6999	0.00	0.00%	0.00	0.00%	0.00
7. Other Outgo (excluding Transfers of Indirect Costs)	7100-7299, 7400-7499	175,180.50	0.00%	175,180.50	0.00%	175,180.50
8. Other Outgo - Transfers of Indirect Costs	7300-7399	184,631.72	9.25%	201,715.14	-0.59%	200,531.18
9. Other Financing Uses						
a. Transfers Out	7600-7629	0.00	0.00%	0.00	0.00%	0.00
b. Other Uses	7630-7699	0.00	0.00%	0.00	0.00%	0.00
10. Other Adjustments (Explain in Section F below)				0.00		0.00
11. Total (Sum lines B1 thru B10)		4,486,836.43	6.44%	4,775,732.95	-5.34%	4,520,538.52
C. NET INCREASE (DECREASE) IN FUND BALANCE (Line A6 minus line B11)		68,983.47		(471,813.61)		(192,269.87)

Description	Object Codes	2026-27 Budget (Form 01) (A)	% Change (Cols. C-A/A) (B)	2027-28 Projection (C)	% Change (Cols. E-C/C) (D)	2028-29 Projection (E)
D. FUND BALANCE						
1. Net Beginning Fund Balance (Form 01, line F1e)		1,163,987.30		1,232,970.77		761,157.16
2. Ending Fund Balance (Sum lines C and D1)		1,232,970.77		761,157.16		568,887.29
3. Components of Ending Fund Balance						
a. Nonspendable	9710-9719	0.00		0.00		0.00
b. Restricted	9740	1,232,970.77		761,157.16		568,887.29
c. Committed						
1. Stabilization Arrangements	9750					
2. Other Commitments	9760					
d. Assigned	9780					
e. Unassigned/Unappropriated						
1. Reserve for Economic Uncertainties	9789					
2. Unassigned/Unappropriated	9790	0.00		0.00		0.00
f. Total Components of Ending Fund Balance (Line D3f must agree with line D2)		1,232,970.77		761,157.16		568,887.29
E. AVAILABLE RESERVES						
1. General Fund						
a. Stabilization Arrangements	9750					
b. Reserve for Economic Uncertainties	9789					
c. Unassigned/Unappropriated	9790					
(Enter reserve projections for subsequent years 1 and 2 in Columns C and E; current year - Column A - is extracted.)						
2. Special Reserve Fund - Noncapital Outlay (Fund 17)						
a. Stabilization Arrangements	9750					
b. Reserve for Economic Uncertainties	9789					
c. Unassigned/Unappropriated	9790					
3. Total Available Reserves (Sum lines E1a thru E2c)						

F. ASSUMPTIONS

Please provide below or on a separate attachment, the assumptions used to determine the projections for the first and second subsequent fiscal years. Further, please include an explanation for any significant expenditure adjustments projected in lines B1d, B2d, and B10. For additional information, please refer to the Budget Assumptions section of the SACS Financial Reporting Software User Guide.

Assuming FTE reduction due to declining enrollment as well as retiree replacement with Step 4 column 1 teachers.

Description	Object Codes	2026-27 Budget (Form 01) (A)	% Change (Cols. C-A/A) (B)	2027-28 Projection (C)	% Change (Cols. E-C/C) (D)	2028-29 Projection (E)
(Enter projections for subsequent years 1 and 2 in Columns C and E; current year - Column A - is extracted)						
A. REVENUES AND OTHER FINANCING SOURCES						
1. LCFF Sources	8010-8099	12,176,310.90	1.34%	12,340,055.90	-0.29%	12,304,014.90
2. Federal Revenues	8100-8299	876,126.52	0.00%	876,126.52	0.00%	876,126.52
3. Other State Revenues	8300-8599	2,860,919.36	-12.74%	2,496,429.20	0.77%	2,515,634.93
4. Other Local Revenues	8600-8799	567,693.00	0.00%	567,693.00	0.00%	567,693.00
5. Other Financing Sources						
a. Transfers In	8900-8929	0.00	0.00%	0.00	0.00%	0.00
b. Other Sources	8930-8979	0.00	0.00%	0.00	0.00%	0.00
c. Contributions	8980-8999	(.22)	-100.00%	0.00	0.00%	0.00
6. Total (Sum lines A1 thru A5c)		16,481,049.56	-1.22%	16,280,304.62	-0.10%	16,263,469.35
B. EXPENDITURES AND OTHER FINANCING USES						
1. Certificated Salaries						
a. Base Salaries				5,183,037.05		5,073,294.87
b. Step & Column Adjustment				53,462.45		137,993.62
c. Cost-of-Living Adjustment				0.00		0.00
d. Other Adjustments				(163,204.63)		0.00
e. Total Certificated Salaries (Sum lines B1a thru B1d)	1000-1999	5,183,037.05	-2.12%	5,073,294.87	2.72%	5,211,288.49
2. Classified Salaries						
a. Base Salaries				3,249,012.28		3,370,850.26
b. Step & Column Adjustment				121,837.98		126,406.89
c. Cost-of-Living Adjustment				0.00		0.00
d. Other Adjustments				0.00		0.00
e. Total Classified Salaries (Sum lines B2a thru B2d)	2000-2999	3,249,012.28	3.75%	3,370,850.26	3.75%	3,497,257.15
3. Employee Benefits	3000-3999	3,762,827.98	0.84%	3,794,597.17	1.33%	3,844,942.12
4. Books and Supplies	4000-4999	483,856.62	43.01%	691,940.19	-28.81%	492,569.60
5. Services and Other Operating Expenditures	5000-5999	2,718,344.89	23.69%	3,362,256.28	0.75%	3,387,494.86
6. Capital Outlay	6000-6999	30,000.00	-100.00%	0.00	0.00%	0.00
7. Other Outgo (excluding Transfers of Indirect Costs)	7100-7299, 7400-7499	350,361.00	0.00%	350,361.00	0.00%	350,361.00
8. Other Outgo - Transfers of Indirect Costs	7300-7399	0.00	0.00%	0.00	0.00%	0.00
9. Other Financing Uses						
a. Transfers Out	7600-7629	422,965.81	0.00%	422,965.81	0.00%	422,965.81
b. Other Uses	7630-7699	0.00	0.00%	0.00	0.00%	0.00
10. Other Adjustments				0.00		0.00
11. Total (Sum lines B1 thru B10)		16,200,405.63	5.34%	17,066,265.58	0.82%	17,206,879.03
C. NET INCREASE (DECREASE) IN FUND BALANCE (Line A6 minus line B11)		280,643.93		(785,960.96)		(943,409.68)

Description	Object Codes	2026-27 Budget (Form 01) (A)	% Change (Cols. C-A/A) (B)	2027-28 Projection (C)	% Change (Cols. E-C/C) (D)	2028-29 Projection (E)
D. FUND BALANCE						
1. Net Beginning Fund Balance (Form 01, line F1e)		2,180,542.26		2,461,186.19		1,675,225.23
2. Ending Fund Balance (Sum lines C and D1)		2,461,186.19		1,675,225.23		731,815.55
3. Components of Ending Fund Balance						
a. Nonspendable	9710-9719	0.00		0.00		0.00
b. Restricted	9740	1,232,970.77		761,157.16		568,887.29
c. Committed						
1. Stabilization Arrangements	9750	0.00		0.00		0.00
2. Other Commitments	9760	0.00		0.00		0.00
d. Assigned	9780	0.00		0.00		0.00
e. Unassigned/Unappropriated						
1. Reserve for Economic Uncertainties	9789	648,016.23		690,185.52		687,987.89
2. Unassigned/Unappropriated	9790	580,199.19		223,882.55		(525,059.63)
f. Total Components of Ending Fund Balance (Line D3f must agree with line D2)		2,461,186.19		1,675,225.23		731,815.55
E. AVAILABLE RESERVES						
1. General Fund						
a. Stabilization Arrangements	9750	0.00		0.00		0.00
b. Reserve for Economic Uncertainties	9789	648,016.23		690,185.52		687,987.89
c. Unassigned/Unappropriated	9790	580,199.19		223,882.55		(525,059.63)
d. Negative Restricted Ending Balances (Negative resources 2000-9999)	979Z			0.00		0.00
2. Special Reserve Fund - Noncapital Outlay (Fund 17)						
a. Stabilization Arrangements	9750	0.00		0.00		0.00
b. Reserve for Economic Uncertainties	9789	0.00		0.00		0.00
c. Unassigned/Unappropriated	9790	0.00		0.00		0.00
3. Total Available Reserves - by Amount (Sum lines E1a thru E2c)		1,228,215.42		914,068.07		162,928.26
4. Total Available Reserves - by Percent (Line E3 divided by Line F3c)		7.58%		5.36%		0.95%
F. RECOMMENDED RESERVES						
1. Special Education Pass-through Exclusions						
For districts that serve as the administrative unit (AU) of a special education local plan area (SELPA):						
a. Do you choose to exclude from the reserve calculation the pass-through funds distributed to SELPA members?	YES					

Description	Object Codes	2026-27 Budget (Form 01) (A)	% Change (Cols. C-A/A) (B)	2027-28 Projection (C)	% Change (Cols. E-C/C) (D)	2028-29 Projection (E)
b. If you are the SELPA AU and are excluding special education pass-through funds:						
1. Enter the name(s) of the SELPA(s):						
2. Special education pass-through funds (Column A: Fund 10, resources 3300-3499, 6500-6540 and 6546, objects 7211-7213 and 7221-7223; enter projections for subsequent years 1 and 2 in Columns C and E)		0.00				
2. District ADA						
Used to determine the reserve standard percentage level on line F3d (Col. A: Form A, Estimated P-2 ADA column, Lines A4 and C4; enter projections)		766.14		748.60		719.22
3. Calculating the Reserves						
a. Expenditures and Other Financing Uses (Line B11)		16,200,405.63		17,066,265.58		17,206,879.03
b. Plus: Special Education Pass-through Funds (Line F1b2, if Line F1a is No)		0.00		0.00		0.00
c. Total Expenditures and Other Financing Uses (Line F3a plus line F3b)		16,200,405.63		17,066,265.58		17,206,879.03
d. Reserve Standard Percentage Level (Refer to Form 01CS, Criterion 10 for calculation details)		4.00%		4.00%		4.00%
e. Reserve Standard - By Percent (Line F3c times F3d)		648,016.23		682,650.62		688,275.16
f. Reserve Standard - By Amount (Refer to Form 01CS, Criterion 10 for calculation details)		90,000.00		90,000.00		90,000.00
g. Reserve Standard (Greater of Line F3e or F3f)		648,016.23		682,650.62		688,275.16
h. Available Reserves (Line E3) Meet Reserve Standard (Line F3g)		YES		YES		NO

Description	Resource Codes	Object Codes	2025-26 Estimated Actuals Unrestricted (A)	2025-26 Estimated Actuals Restricted (B)	2025-26 Estimated Actuals Total Fund col. A + B (C)	2026-27 Budget Unrestricted (D)	2026-27 Budget Restricted (E)	2026-27 Budget Total Fund col. D + E (F)	% Diff Column C & F
A. REVENUES									
1) LCFF Sources		8010-8099	11,770,821.01	0.00	11,770,821.01	12,176,310.90	0.00	12,176,310.90	3.4%
2) Federal Revenue		8100-8299	233,629.44	888,071.20	1,121,700.64	26,227.32	849,899.20	876,126.52	-21.9%
3) Other State Revenue		8300-8599	272,605.71	2,644,447.64	2,917,053.35	314,511.97	2,546,407.39	2,860,919.36	-1.9%
4) Other Local Revenue		8600-8799	835,781.46	423,532.23	1,259,313.69	200,000.00	367,693.00	567,693.00	-54.9%
5) TOTAL, REVENUES			13,112,837.62	3,956,051.07	17,068,888.69	12,717,050.19	3,763,999.59	16,481,049.78	-3.4%
B. EXPENDITURES									
1) Certificated Salaries		1000-1999	4,602,921.45	974,777.00	5,577,698.45	4,391,404.05	791,633.00	5,183,037.05	-7.1%
2) Classified Salaries		2000-2999	1,792,801.63	1,437,402.87	3,230,204.50	1,708,731.40	1,540,280.88	3,249,012.28	0.6%
3) Employee Benefits		3000-3999	2,818,946.67	1,018,906.35	3,837,853.02	2,748,843.66	1,013,984.32	3,762,827.98	-2.0%
4) Books and Supplies		4000-4999	356,351.47	366,222.72	722,574.19	331,700.00	152,156.62	483,856.62	-33.0%
5) Services and Other Operating Expenditures		5000-5999	2,070,329.43	996,521.93	3,066,851.36	2,089,375.50	628,969.39	2,718,344.89	-11.4%
6) Capital Outlay		6000-6999	0.00	316,952.58	316,952.58	30,000.00	0.00	30,000.00	-90.5%
7) Other Outgo (excluding Transfers of Indirect Costs)		7100-7299 7400-7499	149,978.00	113,553.46	263,531.46	175,180.50	175,180.50	350,361.00	32.9%
8) Other Outgo - Transfers of Indirect Costs		7300-7399	(199,034.75)	199,034.75	0.00	(184,631.72)	184,631.72	0.00	0.0%
9) TOTAL, EXPENDITURES			11,592,293.90	5,423,371.66	17,015,665.56	11,290,603.39	4,486,836.43	15,777,439.82	-7.3%
C. EXCESS (DEFICIENCY) OF REVENUES OVER EXPENDITURES BEFORE OTHER FINANCING SOURCES AND USES (A5 - B9)			1,520,543.72	(1,467,320.59)	53,223.13	1,426,446.80	(722,836.84)	703,609.96	1,222.0%
D. OTHER FINANCING SOURCES/USES									
1) Interfund Transfers									
a) Transfers In		8900-8929	0.00	0.00	0.00	0.00	0.00	0.00	0.0%
b) Transfers Out		7600-7629	0.00	250,000.00	250,000.00	422,965.81	0.00	422,965.81	69.2%
2) Other Sources/Uses									
a) Sources		8930-8979	0.00	0.00	0.00	0.00	0.00	0.00	0.0%
b) Uses		7630-7699	0.00	0.00	0.00	0.00	0.00	0.00	0.0%
3) Contributions		8980-8999	(758,923.41)	758,923.41	0.00	(791,820.53)	791,820.31	(.22)	New
4) TOTAL, OTHER FINANCING SOURCES/USES			(758,923.41)	508,923.41	(250,000.00)	(1,214,786.34)	791,820.31	(422,966.03)	69.2%
E. NET INCREASE (DECREASE) IN FUND BALANCE (C + D4)			761,620.31	(958,397.18)	(196,776.87)	211,660.46	68,983.47	280,643.93	-242.6%
F. FUND BALANCE, RESERVES									
1) Beginning Fund Balance									
a) As of July 1 - Unaudited		9791	254,934.65	2,122,384.48	2,377,319.13	1,016,554.96	1,163,987.30	2,180,542.26	-8.3%
b) Audit Adjustments		9793	0.00	0.00	0.00	0.00	0.00	0.00	0.0%

Description	Resource Codes	Object Codes	2025-26 Estimated Actuals			2026-27 Budget			% Diff Column C & F
			Unrestricted (A)	Restricted (B)	Total Fund col. A + B (C)	Unrestricted (D)	Restricted (E)	Total Fund col. D + E (F)	
c) As of July 1 - Audited (F1a + F1b)			254,934.65	2,122,384.48	2,377,319.13	1,016,554.96	1,163,987.30	2,180,542.26	-8.3%
d) Other Restatements		9795	0.00	0.00	0.00	0.00	0.00	0.00	0.0%
e) Adjusted Beginning Balance (F1c + F1d)			254,934.65	2,122,384.48	2,377,319.13	1,016,554.96	1,163,987.30	2,180,542.26	-8.3%
2) Ending Balance, June 30 (E + F1e)			1,016,554.96	1,163,987.30	2,180,542.26	1,228,215.42	1,232,970.77	2,461,186.19	12.9%
Components of Ending Fund Balance									
a) Nonspendable									
Revolving Cash		9711	2,000.00	0.00	2,000.00	0.00	0.00	0.00	-100.0%
Stores		9712	0.00	0.00	0.00	0.00	0.00	0.00	0.0%
Prepaid Items		9713	238,404.68	0.00	238,404.68	0.00	0.00	0.00	-100.0%
All Others		9719	0.00	0.00	0.00	0.00	0.00	0.00	0.0%
b) Restricted		9740	0.00	1,163,987.30	1,163,987.30	0.00	1,232,970.77	1,232,970.77	5.9%
c) Committed									
Stabilization Arrangements		9750	0.00	0.00	0.00	0.00	0.00	0.00	0.0%
Other Commitments		9760	0.00	0.00	0.00	0.00	0.00	0.00	0.0%
d) Assigned									
Other Assignments		9780	0.00	0.00	0.00	0.00	0.00	0.00	0.0%
e) Unassigned/Unappropriated									
Reserve for Economic Uncertainties		9789	648,016.23	0.00	648,016.23	648,016.23	0.00	648,016.23	0.0%
Unassigned/Unappropriated Amount		9790	128,134.05	0.00	128,134.05	580,199.19	0.00	580,199.19	352.8%
G. ASSETS									
1) Cash									
a) in County Treasury		9110	1,040,639.23	(174,605.50)	866,033.73				
1) Fair Value Adjustment to Cash in County Treasury		9111	(10,018.44)	0.00	(10,018.44)				
b) in Banks		9120	0.00	31,707.12	31,707.12				
c) in Revolving Cash Account		9130	2,000.00	0.00	2,000.00				
d) with Fiscal Agent/Trustee		9135	0.00	0.00	0.00				
e) Collections Awaiting Deposit		9140	0.00	0.00	0.00				
2) Investments		9150	1,919.63	0.00	1,919.63				
3) Accounts Receivable		9200	214,389.94	254,200.55	468,590.49				
4) Due from Grantor Government		9290	0.00	0.00	0.00				
5) Due from Other Funds		9310	112,301.45	0.00	112,301.45				
6) Stores		9320	0.00	0.00	0.00				
7) Prepaid Expenditures		9330	238,404.68	0.00	238,404.68				
8) Other Current Assets		9340	0.00	0.00	0.00				

Description	Resource Codes	Object Codes	2025-26 Estimated Actuals Unrestricted (A)	2025-26 Estimated Actuals Restricted (B)	2025-26 Estimated Actuals Total Fund col. A + B (C)	2026-27 Budget Unrestricted (D)	2026-27 Budget Restricted (E)	2026-27 Budget Total Fund col. D + E (F)	% Diff Column C & F
9) Lease Receivable		9380	0.00	0.00	0.00				
10) TOTAL, ASSETS			1,599,636.49	111,302.17	1,710,938.66				
H. DEFERRED OUTFLOWS OF RESOURCES									
1) Deferred Outflows of Resources		9490	0.00	0.00	0.00				
2) TOTAL, DEFERRED OUTFLOWS			0.00	0.00	0.00				
I. LIABILITIES									
1) Accounts Payable		9500	(660,578.88)	162,426.63	(498,152.25)				
2) Due to Grantor Governments		9590	0.00	0.00	0.00				
3) Due to Other Funds		9610	0.00	250,000.00	250,000.00				
4) Current Loans		9640	0.00	0.00	0.00				
5) Unearned Revenue		9650	0.00	2,855.31	2,855.31				
6) TOTAL, LIABILITIES			(660,578.88)	415,281.94	(245,296.94)				
J. DEFERRED INFLOWS OF RESOURCES									
1) Deferred Inflows of Resources		9690	0.00	0.00	0.00				
2) TOTAL, DEFERRED INFLOWS			0.00	0.00	0.00				
K. FUND EQUITY									
Ending Fund Balance, June 30 (G10 + H2) - (I6 + J2)			2,260,215.37	(303,979.77)	1,956,235.60				
LCFF SOURCES									
Principal Apportionment									
State Aid - Current Year		8011	6,196,609.00	0.00	6,196,609.00	6,981,082.00	0.00	6,981,082.00	12.7%
Education Protection Account State Aid - Current Year		8012	2,814,134.00	0.00	2,814,134.00	2,093,057.00	0.00	2,093,057.00	-25.6%
State Aid - Prior Years		8019	(175,308.44)	0.00	(175,308.44)	(175,308.44)	0.00	(175,308.44)	0.0%
Tax Relief Subventions									
Homeowners' Exemptions		8021	19,063.42	0.00	19,063.42	18,407.12	0.00	18,407.12	-3.4%
Timber Yield Tax		8022	1,450.55	0.00	1,450.55	1,213.10	0.00	1,213.10	-16.4%
Other Subventions/In-Lieu Taxes		8029	0.00	0.00	0.00	0.00	0.00	0.00	0.0%
County & District Taxes									
Secured Roll Taxes		8041	2,872,589.87	0.00	2,872,589.87	2,933,636.81	0.00	2,933,636.81	2.1%
Unsecured Roll Taxes		8042	99,215.01	0.00	99,215.01	90,503.28	0.00	90,503.28	-8.8%
Prior Years' Taxes		8043	0.00	0.00	0.00	0.00	0.00	0.00	0.0%
Supplemental Taxes		8044	61,716.27	0.00	61,716.27	0.00	0.00	0.00	-100.0%
Education Revenue Augmentation Fund (ERAF)		8045	(118,648.67)	0.00	(118,648.67)	233,720.03	0.00	233,720.03	-297.0%

Description	Resource Codes	Object Codes	2025-26 Estimated Actuals			2026-27 Budget			% Diff Column C & F
			Unrestricted (A)	Restricted (B)	Total Fund col. A + B (C)	Unrestricted (D)	Restricted (E)	Total Fund col. D + E (F)	
Community Redevelopment Funds (SB 617/699/1992)		8047	0.00	0.00	0.00	0.00	0.00	0.00	0.0%
Penalties and Interest from Delinquent Taxes		8048	0.00	0.00	0.00	0.00	0.00	0.00	0.0%
Miscellaneous Funds (EC 41604)									
Royalties and Bonuses		8081	0.00	0.00	0.00	0.00	0.00	0.00	0.0%
Other In-Lieu Taxes		8082	0.00	0.00	0.00	0.00	0.00	0.00	0.0%
Less: Non-LCFF (50%) Adjustment		8089	0.00	0.00	0.00	0.00	0.00	0.00	0.0%
Subtotal, LCFF Sources			11,770,821.01	0.00	11,770,821.01	12,176,310.90	0.00	12,176,310.90	3.4%
LCFF Transfers									
Unrestricted LCFF Transfers - Current Year	0000	8091	0.00		0.00	0.00		0.00	0.0%
All Other LCFF Transfers - Current Year	All Other	8091	0.00	0.00	0.00	0.00	0.00	0.00	0.0%
Transfers to Charter Schools in Lieu of Property Taxes		8096	0.00	0.00	0.00	0.00	0.00	0.00	0.0%
Property Taxes Transfers		8097	0.00	0.00	0.00	0.00	0.00	0.00	0.0%
LCFF Transfers - Prior Years		8099	0.00	0.00	0.00	0.00	0.00	0.00	0.0%
TOTAL, LCFF SOURCES			11,770,821.01	0.00	11,770,821.01	12,176,310.90	0.00	12,176,310.90	3.4%
FEDERAL REVENUE									
Maintenance and Operations		8110	0.00	0.00	0.00	0.00	0.00	0.00	0.0%
Special Education Entitlement		8181	0.00	328,336.20	328,336.20	0.00	328,336.20	328,336.20	0.0%
Special Education Discretionary Grants		8182	0.00	43,687.00	43,687.00	0.00	31,108.00	31,108.00	-28.8%
Child Nutrition Programs		8220	0.00	0.00	0.00	0.00	0.00	0.00	0.0%
Donated Food Commodities		8221	0.00	0.00	0.00	0.00	0.00	0.00	0.0%
Forest Reserve Funds		8260	233,629.44	0.00	233,629.44	26,227.32	0.00	26,227.32	-88.8%
Flood Control Funds		8270	0.00	0.00	0.00	0.00	0.00	0.00	0.0%
Wildlife Reserve Funds		8280	0.00	0.00	0.00	0.00	0.00	0.00	0.0%
FEMA		8281	0.00	0.00	0.00	0.00	0.00	0.00	0.0%
Interagency Contracts Between LEAs		8285	0.00	0.00	0.00	0.00	0.00	0.00	0.0%
Pass-Through Revenues from Federal Sources		8287	0.00	0.00	0.00	0.00	0.00	0.00	0.0%
Title I, Part A, Basic	3010	8290		372,901.00	372,901.00		372,901.00	372,901.00	0.0%
Title I, Part D, Local Delinquent Programs	3025	8290		0.00	0.00		0.00	0.00	0.0%
Title II, Part A, Supporting Effective Instruction	4035	8290		44,328.00	44,328.00		44,328.00	44,328.00	0.0%
Title III, Immigrant Student Program	4201	8290		0.00	0.00		0.00	0.00	0.0%
Title III, English Learner Program	4203	8290		0.00	0.00		0.00	0.00	0.0%
Public Charter Schools Grant Program (PCSGP)	4610	8290		0.00	0.00		0.00	0.00	0.0%

Description	Resource Codes	Object Codes	2025-26 Estimated Actuals			2026-27 Budget			% Diff Column C & F
			Unrestricted (A)	Restricted (B)	Total Fund col. A + B (C)	Unrestricted (D)	Restricted (E)	Total Fund col. D + E (F)	
Other Every Student Succeeds Act	3040, 3060, 3061, 3110, 3150, 3155, 3182, 4037, 4123, 4124, 4126, 4127, 5630	8290		28,411.00	28,411.00		27,517.00	27,517.00	-3.1%
Career and Technical Education	3500-3599	8290		0.00	0.00		0.00	0.00	0.0%
All Other Federal Revenue	All Other	8290	0.00	70,408.00	70,408.00	0.00	45,709.00	45,709.00	-35.1%
TOTAL, FEDERAL REVENUE			233,629.44	888,071.20	1,121,700.64	26,227.32	849,899.20	876,126.52	-21.9%
OTHER STATE REVENUE									
Other State Apportionments									
Special Education Master Plan									
Current Year	6500	8311		0.00	0.00		0.00	0.00	0.0%
Prior Years	6500	8319		0.00	0.00		0.00	0.00	0.0%
All Other State Apportionments - Current Year	All Other	8311	0.00	0.00	0.00	0.00	0.00	0.00	0.0%
All Other State Apportionments - Prior Years	All Other	8319	0.00	0.00	0.00	0.00	0.00	0.00	0.0%
Child Nutrition Programs		8520	0.00	0.00	0.00	0.00	0.00	0.00	0.0%
Mandated Costs Reimbursements		8550	32,275.41	0.00	32,275.41	32,738.57	0.00	32,738.57	1.4%
Lottery - Unrestricted and Instructional Materials		8560	156,877.30	144,360.23	301,237.53	153,930.40	66,433.12	220,363.52	-26.8%
Tax Relief Subventions									
Restricted Levies - Other									
Homeowners' Exemptions		8575	0.00	0.00	0.00	0.00	0.00	0.00	0.0%
Other Subventions/In-Lieu Taxes		8576	0.00	0.00	0.00	0.00	0.00	0.00	0.0%
Pass-Through Revenues from									
State Sources		8587	0.00	0.00	0.00	0.00	0.00	0.00	0.0%
Expanded Learning Opportunities Program (ELO-P)	2600	8590		1,251,639.00	1,251,639.00		1,251,639.00	1,251,639.00	0.0%
After School Education and Safety (ASES)	6010	8590		0.00	0.00		0.00	0.00	0.0%
Charter School Facility Grant	6030	8590		0.00	0.00		0.00	0.00	0.0%
Drug/Alcohol/Tobacco Funds	6650, 6690, 6695	8590		0.00	0.00		0.00	0.00	0.0%
California Clean Energy Jobs Act	6230	8590		0.00	0.00		0.00	0.00	0.0%
Career Technical Education Incentive Grant Program	6387	8590		0.00	0.00		0.00	0.00	0.0%
Arts and Music in Schools (Prop 28)	6770	8590		160,602.00	160,602.00		162,071.00	162,071.00	0.9%
American Indian Early Childhood Education	7210	8590		65,454.54	65,454.54		65,454.54	65,454.54	0.0%
Specialized Secondary	7370	8590		0.00	0.00		0.00	0.00	0.0%
All Other State Revenue	All Other	8590	83,453.00	1,022,391.87	1,105,844.87	127,843.00	1,000,809.73	1,128,652.73	2.1%
TOTAL, OTHER STATE REVENUE			272,605.71	2,644,447.64	2,917,053.35	314,511.97	2,546,407.39	2,860,919.36	-1.9%

Description	Resource Codes	Object Codes	2025-26 Estimated Actuals			2026-27 Budget			% Diff Column C & F
			Unrestricted (A)	Restricted (B)	Total Fund col. A + B (C)	Unrestricted (D)	Restricted (E)	Total Fund col. D + E (F)	
OTHER LOCAL REVENUE									
Other Local Revenue									
County and District Taxes									
Other Restricted Levies									
Secured Roll		8615	0.00	0.00	0.00	0.00	0.00	0.00	0.0%
Unsecured Roll		8616	0.00	0.00	0.00	0.00	0.00	0.00	0.0%
Prior Years' Taxes		8617	0.00	0.00	0.00	0.00	0.00	0.00	0.0%
Supplemental Taxes		8618	0.00	0.00	0.00	0.00	0.00	0.00	0.0%
Non-Ad Valorem Taxes									
Parcel Taxes		8621	0.00	0.00	0.00	0.00	0.00	0.00	0.0%
Other		8622	0.00	0.00	0.00	0.00	0.00	0.00	0.0%
Community Redevelopment Funds Not Subject to LCFF Deduction		8625	0.00	0.00	0.00	0.00	0.00	0.00	0.0%
Penalties and Interest from Delinquent Non-LCFF Taxes		8629	0.00	0.00	0.00	0.00	0.00	0.00	0.0%
Sales									
Sale of Equipment/Supplies		8631	0.00	0.00	0.00	0.00	0.00	0.00	0.0%
Sale of Publications		8632	0.00	0.00	0.00	0.00	0.00	0.00	0.0%
Food Service Sales		8634	0.00	0.00	0.00	0.00	0.00	0.00	0.0%
All Other Sales		8639	0.00	0.00	0.00	0.00	0.00	0.00	0.0%
Leases and Rentals		8650	0.00	0.00	0.00	0.00	0.00	0.00	0.0%
Interest		8660	19,460.00	0.00	19,460.00	0.00	0.00	0.00	-100.0%
Net Increase (Decrease) in the Fair Value of Investments		8662	0.00	0.00	0.00	0.00	0.00	0.00	0.0%
Fees and Contracts									
Adult Education Fees		8671	0.00	0.00	0.00	0.00	0.00	0.00	0.0%
Non-Resident Students		8672	0.00	0.00	0.00	0.00	0.00	0.00	0.0%
Transportation Fees From Individuals		8675	0.00	0.00	0.00	0.00	0.00	0.00	0.0%
Interagency Services		8677	0.00	269,402.00	269,402.00	0.00	367,693.00	367,693.00	36.5%
Mitigation/Developer Fees		8681	0.00	0.00	0.00	0.00	0.00	0.00	0.0%
All Other Fees and Contracts		8689	0.00	0.00	0.00	0.00	0.00	0.00	0.0%
Other Local Revenue									
Plus: Miscellaneous Funds Non-LCFF (50 Percent) Adjustment		8691	0.00	0.00	0.00	0.00	0.00	0.00	0.0%
Pass-Through Revenue from Local Sources		8697	0.00	0.00	0.00	0.00	0.00	0.00	0.0%
All Other Local Revenue		8699	816,321.46	154,130.23	970,451.69	200,000.00	0.00	200,000.00	-79.4%

Description	Resource Codes	Object Codes	2025-26 Estimated Actuals			2026-27 Budget			% Diff Column C & F
			Unrestricted (A)	Restricted (B)	Total Fund col. A + B (C)	Unrestricted (D)	Restricted (E)	Total Fund col. D + E (F)	
Tuition		8710	0.00	0.00	0.00	0.00	0.00	0.00	0.0%
All Other Transfers In		8781-8783	0.00	0.00	0.00	0.00	0.00	0.00	0.0%
Transfers of Apportionments									
Special Education SELPA Transfers									
From Districts or Charter Schools	6500	8791		0.00	0.00		0.00	0.00	0.0%
From County Offices	6500	8792		0.00	0.00		0.00	0.00	0.0%
From JPAs	6500	8793		0.00	0.00		0.00	0.00	0.0%
Other Transfers of Apportionments									
From Districts or Charter Schools	All Other	8791	0.00	0.00	0.00	0.00	0.00	0.00	0.0%
From County Offices	All Other	8792	0.00	0.00	0.00	0.00	0.00	0.00	0.0%
From JPAs	All Other	8793	0.00	0.00	0.00	0.00	0.00	0.00	0.0%
All Other Transfers In from All Others		8799	0.00	0.00	0.00	0.00	0.00	0.00	0.0%
TOTAL, OTHER LOCAL REVENUE			835,781.46	423,532.23	1,259,313.69	200,000.00	367,693.00	567,693.00	-54.9%
TOTAL, REVENUES			13,112,837.62	3,956,051.07	17,068,888.69	12,717,050.19	3,763,999.59	16,481,049.78	-3.4%
CERTIFICATED SALARIES									
Certificated Teachers' Salaries		1100	4,198,090.25	835,777.00	5,033,867.25	3,893,465.85	736,633.00	4,630,098.85	-8.0%
Certificated Pupil Support Salaries		1200	0.00	0.00	0.00	0.00	0.00	0.00	0.0%
Certificated Supervisors' and Administrators' Salaries		1300	400,746.00	139,000.00	539,746.00	488,853.00	55,000.00	543,853.00	0.8%
Other Certificated Salaries		1900	4,085.20	0.00	4,085.20	9,085.20	0.00	9,085.20	122.4%
TOTAL, CERTIFICATED SALARIES			4,602,921.45	974,777.00	5,577,698.45	4,391,404.05	791,633.00	5,183,037.05	-7.1%
CLASSIFIED SALARIES									
Classified Instructional Salaries		2100	620,209.28	835,685.07	1,455,894.35	461,460.55	920,201.75	1,381,662.30	-5.1%
Classified Support Salaries		2200	467,869.04	363,302.18	831,171.22	537,998.99	376,173.94	914,172.93	10.0%
Classified Supervisors' and Administrators' Salaries		2300	315,229.42	137,149.98	452,379.40	321,521.46	143,155.08	464,676.54	2.7%
Clerical, Technical and Office Salaries		2400	361,707.98	101,265.64	462,973.62	364,964.49	100,750.11	465,714.60	0.6%
Other Classified Salaries		2900	27,785.91	0.00	27,785.91	22,785.91	0.00	22,785.91	-18.0%
TOTAL, CLASSIFIED SALARIES			1,792,801.63	1,437,402.87	3,230,204.50	1,708,731.40	1,540,280.88	3,249,012.28	0.6%
EMPLOYEE BENEFITS									
STRS		3101-3102	879,158.03	186,182.41	1,065,340.44	838,758.24	151,201.91	989,960.15	-7.1%
PERS		3201-3202	480,650.13	385,367.71	866,017.84	458,110.90	412,949.28	871,060.18	0.6%
OASDI/Medicare/Alternative		3301-3302	203,891.74	124,095.59	327,987.33	194,393.37	129,310.19	323,703.56	-1.3%
Health and Welfare Benefits		3401-3402	1,024,951.88	272,932.91	1,297,884.79	990,710.88	271,869.91	1,262,580.79	-2.7%
Unemployment Insurance		3501-3502	3,197.92	1,206.07	4,403.99	3,050.04	1,165.94	4,215.98	-4.3%
Workers' Compensation		3601-3602	130,242.55	49,121.66	179,364.21	124,223.17	47,487.09	171,710.26	-4.3%

Description	Resource Codes	Object Codes	2025-26 Estimated Actuals Unrestricted (A)	2025-26 Estimated Actuals Restricted (B)	2025-26 Estimated Actuals Total Fund col. A + B (C)	2026-27 Budget Unrestricted (D)	2026-27 Budget Restricted (E)	2026-27 Budget Total Fund col. D + E (F)	% Diff Column C & F
OPEB, Allocated		3701-3702	8,997.00	0.00	8,997.00	52,340.27	0.00	52,340.27	481.8%
OPEB, Active Employees		3751-3752	81,830.00	0.00	81,830.00	81,830.00	0.00	81,830.00	0.0%
Other Employee Benefits		3901-3902	6,027.42	0.00	6,027.42	5,426.79	0.00	5,426.79	-10.0%
TOTAL, EMPLOYEE BENEFITS			2,818,946.67	1,018,906.35	3,837,853.02	2,748,843.66	1,013,984.32	3,762,827.98	-2.0%
BOOKS AND SUPPLIES									
Approved Textbooks and Core Curricula Materials		4100	25,000.00	113,234.96	138,234.96	25,000.00	27,250.00	52,250.00	-62.2%
Books and Other Reference Materials		4200	565.00	19,800.00	20,365.00	1,000.00	0.00	1,000.00	-95.1%
Materials and Supplies		4300	270,916.63	215,849.52	486,766.15	291,700.00	124,906.62	416,606.62	-14.4%
Noncapitalized Equipment		4400	59,869.84	17,338.24	77,208.08	14,000.00	0.00	14,000.00	-81.9%
Food		4700	0.00	0.00	0.00	0.00	0.00	0.00	0.0%
TOTAL, BOOKS AND SUPPLIES			356,351.47	366,222.72	722,574.19	331,700.00	152,156.62	483,856.62	-33.0%
SERVICES AND OTHER OPERATING EXPENDITURES									
Subagreements for Services		5100	250,000.00	56,615.00	306,615.00	250,000.00	56,615.00	306,615.00	0.0%
Travel and Conferences		5200	30,855.77	156,264.10	187,119.87	19,750.00	141,333.00	161,083.00	-13.9%
Dues and Memberships		5300	16,228.00	0.00	16,228.00	16,650.00	0.00	16,650.00	2.6%
Insurance		5400 - 5499	257,697.57	0.00	257,697.57	257,500.00	0.00	257,500.00	-0.1%
Operations and Housekeeping Services		5500	476,295.00	0.00	476,295.00	460,500.00	0.00	460,500.00	-3.3%
Rentals, Leases, Repairs, and Noncapitalized Improvements		5600	224,080.42	74,752.12	298,832.54	203,750.00	67,190.00	270,940.00	-9.3%
Transfers of Direct Costs		5710	(116,866.73)	116,866.73	0.00	22,437.12	(22,437.12)	0.00	0.0%
Transfers of Direct Costs - Interfund		5750	0.00	0.00	0.00	0.00	0.00	0.00	0.0%
Professional/Consulting Services and Operating Expenditures		5800 - 5899	898,270.14	590,373.98	1,488,644.12	844,038.38	384,618.51	1,228,656.89	-17.5%
Communications		5900	33,769.26	1,650.00	35,419.26	14,750.00	1,650.00	16,400.00	-53.7%
TOTAL, SERVICES AND OTHER OPERATING EXPENDITURES			2,070,329.43	996,521.93	3,066,851.36	2,089,375.50	628,969.39	2,718,344.89	-11.4%
CAPITAL OUTLAY									
Land		6100	0.00	0.00	0.00	0.00	0.00	0.00	0.0%
Land Improvements		6170	0.00	150,000.00	150,000.00	0.00	0.00	0.00	-100.0%
Buildings and Improvements of Buildings		6200	0.00	0.00	0.00	0.00	0.00	0.00	0.0%
Books and Media for New School Libraries or Major Expansion of School Libraries		6300	0.00	0.00	0.00	0.00	0.00	0.00	0.0%
Equipment		6400	0.00	123,529.51	123,529.51	30,000.00	0.00	30,000.00	-75.7%
Equipment Replacement		6500	0.00	43,423.07	43,423.07	0.00	0.00	0.00	-100.0%
Lease Assets		6600	0.00	0.00	0.00	0.00	0.00	0.00	0.0%
Subscription Assets		6700	0.00	0.00	0.00	0.00	0.00	0.00	0.0%

Description	Resource Codes	Object Codes	2025-26 Estimated Actuals Unrestricted (A)	2025-26 Estimated Actuals Restricted (B)	2025-26 Estimated Actuals Total Fund col. A + B (C)	2026-27 Budget Unrestricted (D)	2026-27 Budget Restricted (E)	2026-27 Budget Total Fund col. D + E (F)	% Diff Column C & F
TOTAL, CAPITAL OUTLAY			0.00	316,952.58	316,952.58	30,000.00	0.00	30,000.00	-90.5%
OTHER OUTGO (excluding Transfers of Indirect Costs)									
Tuition									
Tuition for Instruction Under Interdistrict									
Attendance Agreements		7110	0.00	0.00	0.00	0.00	0.00	0.00	0.0%
State Special Schools		7130	0.00	0.00	0.00	0.00	0.00	0.00	0.0%
Tuition, Excess Costs, and/or Deficit Payments									
Payments to Districts or Charter Schools		7141	0.00	0.00	0.00	0.00	0.00	0.00	0.0%
Payments to County Offices		7142	149,978.00	0.00	149,978.00	175,180.50	0.00	175,180.50	16.8%
Payments to JPAs		7143	0.00	0.00	0.00	0.00	0.00	0.00	0.0%
Transfers of Pass-Through Revenues									
To Districts or Charter Schools		7211	0.00	0.00	0.00	0.00	0.00	0.00	0.0%
To County Offices		7212	0.00	0.00	0.00	0.00	0.00	0.00	0.0%
To JPAs		7213	0.00	0.00	0.00	0.00	0.00	0.00	0.0%
Special Education SELPA Transfers of Apportionments									
To Districts or Charter Schools	6500	7221		0.00	0.00		0.00	0.00	0.0%
To County Offices	6500	7222		0.00	0.00		0.00	0.00	0.0%
To JPAs	6500	7223		0.00	0.00		0.00	0.00	0.0%
Other Transfers of Apportionments	All Other	7221-7223	0.00	0.00	0.00	0.00	0.00	0.00	0.0%
All Other Transfers		7281-7283	0.00	113,553.46	113,553.46	0.00	175,180.50	175,180.50	54.3%
All Other Transfers Out to All Others		7299	0.00	0.00	0.00	0.00	0.00	0.00	0.0%
Debt Service									
Debt Service - Interest		7438	0.00	0.00	0.00	0.00	0.00	0.00	0.0%
Other Debt Service - Principal		7439	0.00	0.00	0.00	0.00	0.00	0.00	0.0%
TOTAL, OTHER OUTGO (excluding Transfers of Indirect Costs)			149,978.00	113,553.46	263,531.46	175,180.50	175,180.50	350,361.00	32.9%
OTHER OUTGO - TRANSFERS OF INDIRECT COSTS									
Transfers of Indirect Costs		7310	(199,034.75)	199,034.75	0.00	(184,631.72)	184,631.72	0.00	0.0%
Transfers of Indirect Costs - Interfund		7350	0.00	0.00	0.00	0.00	0.00	0.00	0.0%
TOTAL, OTHER OUTGO - TRANSFERS OF INDIRECT COSTS			(199,034.75)	199,034.75	0.00	(184,631.72)	184,631.72	0.00	0.0%
TOTAL, EXPENDITURES			11,592,293.90	5,423,371.66	17,015,665.56	11,290,603.39	4,486,836.43	15,777,439.82	-7.3%
INTERFUND TRANSFERS									
INTERFUND TRANSFERS IN									
From: Special Reserve Fund		8912	0.00	0.00	0.00	0.00	0.00	0.00	0.0%

Description	Resource Codes	Object Codes	2025-26 Estimated Actuals Unrestricted (A)	2025-26 Estimated Actuals Restricted (B)	2025-26 Estimated Actuals Total Fund col. A + B (C)	2026-27 Budget Unrestricted (D)	2026-27 Budget Restricted (E)	2026-27 Budget Total Fund col. D + E (F)	% Diff Column C & F
From: Bond Interest and Redemption Fund		8914	0.00	0.00	0.00	0.00	0.00	0.00	0.0%
Other Authorized Interfund Transfers In		8919	0.00	0.00	0.00	0.00	0.00	0.00	0.0%
(a) TOTAL, INTERFUND TRANSFERS IN			0.00	0.00	0.00	0.00	0.00	0.00	0.0%
INTERFUND TRANSFERS OUT									
To: Child Development Fund		7611	0.00	0.00	0.00	0.00	0.00	0.00	0.0%
To: Special Reserve Fund		7612	0.00	0.00	0.00	0.00	0.00	0.00	0.0%
To State School Building Fund/County School Facilities Fund		7613	0.00	0.00	0.00	0.00	0.00	0.00	0.0%
To: Cafeteria Fund		7616	0.00	0.00	0.00	172,965.81	0.00	172,965.81	New
Other Authorized Interfund Transfers Out		7619	0.00	250,000.00	250,000.00	250,000.00	0.00	250,000.00	0.0%
(b) TOTAL, INTERFUND TRANSFERS OUT			0.00	250,000.00	250,000.00	422,965.81	0.00	422,965.81	69.2%
OTHER SOURCES/USES									
SOURCES									
State Apportionments									
Emergency Apportionments		8931	0.00	0.00	0.00	0.00	0.00	0.00	0.0%
Proceeds									
Proceeds from Disposal of Capital Assets		8953	0.00	0.00	0.00	0.00	0.00	0.00	0.0%
Other Sources									
Transfers from Funds of Lapsed/Reorganized LEAs		8965	0.00	0.00	0.00	0.00	0.00	0.00	0.0%
Long-Term Debt Proceeds									
Proceeds from Certificates of Participation		8971	0.00	0.00	0.00	0.00	0.00	0.00	0.0%
Proceeds from Leases		8972	0.00	0.00	0.00	0.00	0.00	0.00	0.0%
Proceeds from Lease Revenue Bonds		8973	0.00	0.00	0.00	0.00	0.00	0.00	0.0%
Proceeds from SBITAs		8974	0.00	0.00	0.00	0.00	0.00	0.00	0.0%
All Other Financing Sources		8979	0.00	0.00	0.00	0.00	0.00	0.00	0.0%
(c) TOTAL, SOURCES			0.00	0.00	0.00	0.00	0.00	0.00	0.0%
USES									
Transfers of Funds from Lapsed/Reorganized LEAs		7651	0.00	0.00	0.00	0.00	0.00	0.00	0.0%
All Other Financing Uses		7699	0.00	0.00	0.00	0.00	0.00	0.00	0.0%
(d) TOTAL, USES			0.00	0.00	0.00	0.00	0.00	0.00	0.0%
CONTRIBUTIONS									
Contributions from Unrestricted Revenues		8980	(758,923.41)	758,923.41	0.00	(791,820.53)	791,820.56	.03	New
Contributions from Restricted Revenues		8990	0.00	0.00	0.00	0.00	(.25)	(.25)	New
(e) TOTAL, CONTRIBUTIONS			(758,923.41)	758,923.41	0.00	(791,820.53)	791,820.31	(.22)	New

Description	Resource Codes	Object Codes	2025-26 Estimated Actuals			2026-27 Budget			% Diff Column C & F
			Unrestricted (A)	Restricted (B)	Total Fund col. A + B (C)	Unrestricted (D)	Restricted (E)	Total Fund col. D + E (F)	
TOTAL, OTHER FINANCING SOURCES/USES (a- b + c - d + e)			(758,923.41)	508,923.41	(250,000.00)	(1,214,786.34)	791,820.31	(422,966.03)	69.2%

Description	Function Codes	Object Codes	2025-26 Estimated Actuals Unrestricted (A)	2025-26 Estimated Actuals Restricted (B)	2025-26 Estimated Actuals Total Fund col. A + B (C)	2026-27 Budget Unrestricted (D)	2026-27 Budget Restricted (E)	2026-27 Budget Total Fund col. D + E (F)	% Diff Column C & F
A. REVENUES									
1) LCFF Sources		8010-8099	11,770,821.01	0.00	11,770,821.01	12,176,310.90	0.00	12,176,310.90	3.4%
2) Federal Revenue		8100-8299	233,629.44	888,071.20	1,121,700.64	26,227.32	849,899.20	876,126.52	-21.9%
3) Other State Revenue		8300-8599	272,605.71	2,644,447.64	2,917,053.35	314,511.97	2,546,407.39	2,860,919.36	-1.9%
4) Other Local Revenue		8600-8799	835,781.46	423,532.23	1,259,313.69	200,000.00	367,693.00	567,693.00	-54.9%
5) TOTAL, REVENUES			13,112,837.62	3,956,051.07	17,068,888.69	12,717,050.19	3,763,999.59	16,481,049.78	-3.4%
B. EXPENDITURES (Objects 1000-7999)									
1) Instruction	1000-1999		7,136,144.88	3,557,944.52	10,694,089.40	6,617,134.30	3,004,567.56	9,621,701.86	-10.0%
2) Instruction - Related Services	2000-2999		1,247,165.63	313,698.18	1,560,863.81	1,242,531.97	307,731.97	1,550,263.94	-0.7%
3) Pupil Services	3000-3999		651,811.85	241,379.91	893,191.76	628,895.45	188,329.10	817,224.55	-8.5%
4) Ancillary Services	4000-4999		77,848.70	1,670.68	79,519.38	74,304.23	1,000.00	75,304.23	-5.3%
5) Community Services	5000-5999		0.00	6,500.00	6,500.00	0.00	5,500.00	5,500.00	-15.4%
6) Enterprise	6000-6999		0.00	0.00	0.00	0.00	0.00	0.00	0.0%
7) General Administration	7000-7999		975,762.78	747,117.71	1,722,880.49	1,132,218.28	633,900.40	1,766,118.68	2.5%
8) Plant Services	8000-8999		1,353,582.06	441,507.20	1,795,089.26	1,420,338.66	170,626.90	1,590,965.56	-11.4%
9) Other Outgo	9000-9999	Except 7600-7699	149,978.00	113,553.46	263,531.46	175,180.50	175,180.50	350,361.00	32.9%
10) TOTAL, EXPENDITURES			11,592,293.90	5,423,371.66	17,015,665.56	11,290,603.39	4,486,836.43	15,777,439.82	-7.3%
C. EXCESS (DEFICIENCY) OF REVENUES OVER EXPENDITURES BEFORE OTHER FINANCING SOURCES AND USES (A5 - B10)			1,520,543.72	(1,467,320.59)	53,223.13	1,426,446.80	(722,836.84)	703,609.96	1,222.0%
D. OTHER FINANCING SOURCES/USES									
1) Interfund Transfers									
a) Transfers In		8900-8929	0.00	0.00	0.00	0.00	0.00	0.00	0.0%
b) Transfers Out		7600-7629	0.00	250,000.00	250,000.00	422,965.81	0.00	422,965.81	69.2%
2) Other Sources/Uses									
a) Sources		8930-8979	0.00	0.00	0.00	0.00	0.00	0.00	0.0%
b) Uses		7630-7699	0.00	0.00	0.00	0.00	0.00	0.00	0.0%
3) Contributions		8980-8999	(758,923.41)	758,923.41	0.00	(791,820.53)	791,820.31	(.22)	New
4) TOTAL, OTHER FINANCING SOURCES/USES			(758,923.41)	508,923.41	(250,000.00)	(1,214,786.34)	791,820.31	(422,966.03)	69.2%
E. NET INCREASE (DECREASE) IN FUND BALANCE (C + D4)			761,620.31	(958,397.18)	(196,776.87)	211,660.46	68,983.47	280,643.93	-242.6%
F. FUND BALANCE, RESERVES									
1) Beginning Fund Balance									
a) As of July 1 - Unaudited		9791	254,934.65	2,122,384.48	2,377,319.13	1,016,554.96	1,163,987.30	2,180,542.26	-8.3%

Description	Function Codes	Object Codes	2025-26 Estimated Actuals			2026-27 Budget			% Diff Column C & F
			Unrestricted (A)	Restricted (B)	Total Fund col. A + B (C)	Unrestricted (D)	Restricted (E)	Total Fund col. D + E (F)	
b) Audit Adjustments		9793	0.00	0.00	0.00	0.00	0.00	0.00	0.0%
c) As of July 1 - Audited (F1a + F1b)			254,934.65	2,122,384.48	2,377,319.13	1,016,554.96	1,163,987.30	2,180,542.26	-8.3%
d) Other Restatements		9795	0.00	0.00	0.00	0.00	0.00	0.00	0.0%
e) Adjusted Beginning Balance (F1c + F1d)			254,934.65	2,122,384.48	2,377,319.13	1,016,554.96	1,163,987.30	2,180,542.26	-8.3%
2) Ending Balance, June 30 (E + F1e)			1,016,554.96	1,163,987.30	2,180,542.26	1,228,215.42	1,232,970.77	2,461,186.19	12.9%
Components of Ending Fund Balance									
a) Nonspendable									
Revolving Cash		9711	2,000.00	0.00	2,000.00	0.00	0.00	0.00	-100.0%
Stores		9712	0.00	0.00	0.00	0.00	0.00	0.00	0.0%
Prepaid Items		9713	238,404.68	0.00	238,404.68	0.00	0.00	0.00	-100.0%
All Others		9719	0.00	0.00	0.00	0.00	0.00	0.00	0.0%
b) Restricted		9740	0.00	1,163,987.30	1,163,987.30	0.00	1,232,970.77	1,232,970.77	5.9%
c) Committed									
Stabilization Arrangements		9750	0.00	0.00	0.00	0.00	0.00	0.00	0.0%
Other Commitments (by Resource/Object)		9760	0.00	0.00	0.00	0.00	0.00	0.00	0.0%
d) Assigned									
Other Assignments (by Resource/Object)		9780	0.00	0.00	0.00	0.00	0.00	0.00	0.0%
e) Unassigned/Unappropriated									
Reserve for Economic Uncertainties		9789	648,016.23	0.00	648,016.23	648,016.23	0.00	648,016.23	0.0%
Unassigned/Unappropriated Amount		9790	128,134.05	0.00	128,134.05	580,199.19	0.00	580,199.19	352.8%

Resource	Description	2025-26 Estimated Actuals	2026-27 Budget
2600	Expanded Learning Opportunities Program	159,599.09	159,599.09
3010	ESSA: Title I, Part A, Basic Grants Low-Income and Neglected	1,788.00	1,788.00
6019	Student Support and Professional Development Discretionary Block Grant	218,774.71	245,382.20
6300	Lottery: Instructional Materials	106,151.90	134,435.02
6500	Special Education	0.00	.06
6547	Special Education Early Intervention Preschool Grant	321,674.03	321,674.03
6770	Arts and Music in Schools (AMS)-Funding Guarantee and Accountability Act (Prop 28)	102,460.91	102,460.91
7085	Learning Communities for School Success Program	60,109.05	60,109.05
7399	LCFF Equity Multiplier	50,000.00	50,000.00
7435	Learning Recovery Emergency Block Grant	95,565.09	109,657.89
7810	Other Restricted State	16,141.00	16,141.00
9010	Other Restricted Local	31,723.52	31,723.52
Total, Restricted Balance		1,163,987.30	1,232,970.77

Description	Resource Codes	Object Codes	2025-26 Estimated Actuals	2026-27 Budget	Percent Difference
A. REVENUES					
1) LCFF Sources		8010-8099	0.00	0.00	0.0%
2) Federal Revenue		8100-8299	240,000.00	240,000.00	0.0%
3) Other State Revenue		8300-8599	675,000.00	675,000.00	0.0%
4) Other Local Revenue		8600-8799	8,000.43	7,500.00	-6.3%
5) TOTAL, REVENUES			923,000.43	922,500.00	-0.1%
B. EXPENDITURES					
1) Certificated Salaries		1000-1999	0.00	0.00	0.0%
2) Classified Salaries		2000-2999	267,601.15	296,454.28	10.8%
3) Employee Benefits		3000-3999	150,258.46	167,436.53	11.4%
4) Books and Supplies		4000-4999	598,925.51	598,900.00	0.0%
5) Services and Other Operating Expenditures		5000-5999	32,376.14	32,675.00	0.9%
6) Capital Outlay		6000-6999	0.00	0.00	0.0%
7) Other Outgo (excluding Transfers of Indirect Costs)		7100-7299, 7400-7499	0.00	0.00	0.0%
8) Other Outgo - Transfers of Indirect Costs		7300-7399	0.00	0.00	0.0%
9) TOTAL, EXPENDITURES			1,049,161.26	1,095,465.81	4.4%
C. EXCESS (DEFICIENCY) OF REVENUES OVER EXPENDITURES BEFORE OTHER FINANCING SOURCES AND USES (A5 - B9)			(126,160.83)	(172,965.81)	37.1%
D. OTHER FINANCING SOURCES/USES					
1) Interfund Transfers					
a) Transfers In		8900-8929	0.00	172,965.81	New
b) Transfers Out		7600-7629	0.00	0.00	0.0%
2) Other Sources/Uses					
a) Sources		8930-8979	0.00	0.00	0.0%
b) Uses		7630-7699	0.00	0.00	0.0%
3) Contributions		8980-8999	0.00	0.00	0.0%
4) TOTAL, OTHER FINANCING SOURCES/USES			0.00	172,965.81	New
E. NET INCREASE (DECREASE) IN FUND BALANCE (C + D4)			(126,160.83)	0.00	-100.0%
F. FUND BALANCE, RESERVES					
1) Beginning Fund Balance					
a) As of July 1 - Unaudited		9791	292,850.70	166,689.87	-43.1%
b) Audit Adjustments		9793	0.00	0.00	0.0%
c) As of July 1 - Audited (F1a + F1b)			292,850.70	166,689.87	-43.1%
d) Other Restatements		9795	0.00	0.00	0.0%
e) Adjusted Beginning Balance (F1c + F1d)			292,850.70	166,689.87	-43.1%
2) Ending Balance, June 30 (E + F1e)			166,689.87	166,689.87	0.0%
Components of Ending Fund Balance					
a) Nonspendable					
Revolving Cash		9711	0.00	0.00	0.0%
Stores		9712	9,588.57	0.00	-100.0%
Prepaid Items		9713	0.00	0.00	0.0%
All Others		9719	0.00	0.00	0.0%
b) Restricted		9740	157,101.30	166,689.87	6.1%
c) Committed					
Stabilization Arrangements		9750	0.00	0.00	0.0%
Other Commitments		9760	0.00	0.00	0.0%
d) Assigned					
Other Assignments		9780	0.00	0.00	0.0%
e) Unassigned/Unappropriated Reserve for Economic Uncertainties		9789	0.00	0.00	0.0%
Unassigned/Unappropriated Amount		9790	0.00	0.00	0.0%
G. ASSETS					
1) Cash					
a) in County Treasury		9110	21,355.45		
1) Fair Value Adjustment to Cash in County Treasury		9111	(8,564.22)		
b) in Banks		9120	100.00		
c) in Revolving Cash Account		9130	0.00		
d) with Fiscal Agent/Trustee		9135	0.00		

Description	Resource Codes	Object Codes	2025-26 Estimated Actuals	2026-27 Budget	Percent Difference
e) Collections Awaiting Deposit		9140	0.00		
2) Investments		9150	0.00		
3) Accounts Receivable		9200	0.00		
4) Due from Grantor Government		9290	0.00		
5) Due from Other Funds		9310	0.00		
6) Stores		9320	9,588.57		
7) Prepaid Expenditures		9330	0.00		
8) Other Current Assets		9340	0.00		
9) Lease Receivable		9380	0.00		
10) TOTAL, ASSETS			22,479.80		
H. DEFERRED OUTFLOWS OF RESOURCES					
1) Deferred Outflows of Resources		9490	0.00		
2) TOTAL, DEFERRED OUTFLOWS			0.00		
I. LIABILITIES					
1) Accounts Payable		9500	18,979.66		
2) Due to Grantor Governments		9590	0.00		
3) Due to Other Funds		9610	112,236.30		
4) Current Loans		9640			
5) Unearned Revenue		9650	0.00		
6) TOTAL, LIABILITIES			131,215.96		
J. DEFERRED INFLOWS OF RESOURCES					
1) Deferred Inflows of Resources		9690	0.00		
2) TOTAL, DEFERRED INFLOWS			0.00		
K. FUND EQUITY					
(G10 + H2) - (I6 + J2)			(108,736.16)		
FEDERAL REVENUE					
Child Nutrition Programs		8220	240,000.00	240,000.00	0.0%
Donated Food Commodities		8221	0.00	0.00	0.0%
All Other Federal Revenue		8290	0.00	0.00	0.0%
TOTAL, FEDERAL REVENUE			240,000.00	240,000.00	0.0%
OTHER STATE REVENUE					
Child Nutrition Programs		8520	675,000.00	675,000.00	0.0%
All Other State Revenue		8590	0.00	0.00	0.0%
TOTAL, OTHER STATE REVENUE			675,000.00	675,000.00	0.0%
OTHER LOCAL REVENUE					
Other Local Revenue					
Sales					
Sale of Equipment/Supplies		8631	0.00	0.00	0.0%
Food Service Sales		8634	0.00	0.00	0.0%
Leases and Rentals		8650	0.00	0.00	0.0%
Interest		8660	7,500.00	7,500.00	0.0%
Net Increase (Decrease) in the Fair Value of Investments		8662	0.00	0.00	0.0%
Fees and Contracts					
Interagency Services		8677	0.00	0.00	0.0%
Other Local Revenue					
All Other Local Revenue		8699	500.43	0.00	-100.0%
TOTAL, OTHER LOCAL REVENUE			8,000.43	7,500.00	-6.3%
TOTAL, REVENUES			923,000.43	922,500.00	-0.1%
CERTIFICATED SALARIES					
Certificated Supervisors' and Administrators' Salaries		1300	0.00	0.00	0.0%
Other Certificated Salaries		1900	0.00	0.00	0.0%
TOTAL, CERTIFICATED SALARIES			0.00	0.00	0.0%
CLASSIFIED SALARIES					
Classified Support Salaries		2200	197,520.81	224,972.74	13.9%
Classified Supervisors' and Administrators' Salaries		2300	70,080.34	71,481.54	2.0%
Clerical, Technical and Office Salaries		2400	0.00	0.00	0.0%
Other Classified Salaries		2900	0.00	0.00	0.0%

Description	Resource Codes	Object Codes	2025-26 Estimated Actuals	2026-27 Budget	Percent Difference
TOTAL, CLASSIFIED SALARIES			267,601.15	296,454.28	10.8%
EMPLOYEE BENEFITS					
STRS		3101-3102	0.00	0.00	0.0%
PERS		3201-3202	71,743.87	79,479.38	10.8%
OASDI/Medicare/Alternative		3301-3302	20,471.50	22,678.76	10.8%
Health and Welfare Benefits		3401-3402	49,250.25	55,883.55	13.5%
Unemployment Insurance		3501-3502	133.79	148.23	10.8%
Workers' Compensation		3601-3602	5,449.43	6,036.99	10.8%
OPEB, Allocated		3701-3702	3,209.62	3,209.62	0.0%
OPEB, Active Employees		3751-3752	0.00	0.00	0.0%
Other Employee Benefits		3901-3902	0.00	0.00	0.0%
TOTAL, EMPLOYEE BENEFITS			150,258.46	167,436.53	11.4%
BOOKS AND SUPPLIES					
Books and Other Reference Materials		4200	0.00	0.00	0.0%
Materials and Supplies		4300	46,525.51	46,500.00	-0.1%
Noncapitalized Equipment		4400	0.00	0.00	0.0%
Food		4700	552,400.00	552,400.00	0.0%
TOTAL, BOOKS AND SUPPLIES			598,925.51	598,900.00	0.0%
SERVICES AND OTHER OPERATING EXPENDITURES					
Subagreements for Services		5100	0.00	0.00	0.0%
Travel and Conferences		5200	0.00	0.00	0.0%
Dues and Memberships		5300	350.00	350.00	0.0%
Insurance		5400-5450	0.00	0.00	0.0%
Operations and Housekeeping Services		5500	10,000.00	10,000.00	0.0%
Rentals, Leases, Repairs, and Noncapitalized Improvements		5600	1,778.50	2,500.00	40.6%
Transfers of Direct Costs		5710	0.00	0.00	0.0%
Transfers of Direct Costs - Interfund		5750	0.00	0.00	0.0%
Professional/Consulting Services and Operating Expenditures		5800	20,247.64	19,825.00	-2.1%
Communications		5900	0.00	0.00	0.0%
TOTAL, SERVICES AND OTHER OPERATING EXPENDITURES			32,376.14	32,675.00	0.9%
CAPITAL OUTLAY					
Buildings and Improvements of Buildings		6200	0.00	0.00	0.0%
Equipment		6400	0.00	0.00	0.0%
Equipment Replacement		6500	0.00	0.00	0.0%
Lease Assets		6600	0.00	0.00	0.0%
Subscription Assets		6700	0.00	0.00	0.0%
TOTAL, CAPITAL OUTLAY			0.00	0.00	0.0%
OTHER OUTGO (excluding Transfers of Indirect Costs)					
Debt Service					
Debt Service - Interest		7438	0.00	0.00	0.0%
Other Debt Service - Principal		7439	0.00	0.00	0.0%
TOTAL, OTHER OUTGO (excluding Transfers of Indirect Costs)			0.00	0.00	0.0%
OTHER OUTGO - TRANSFERS OF INDIRECT COSTS					
Transfers of Indirect Costs - Interfund		7350	0.00	0.00	0.0%
TOTAL, OTHER OUTGO - TRANSFERS OF INDIRECT COSTS			0.00	0.00	0.0%
TOTAL, EXPENDITURES			1,049,161.26	1,095,465.81	4.4%
INTERFUND TRANSFERS					
INTERFUND TRANSFERS IN					
From: General Fund		8916	0.00	172,965.81	New
Other Authorized Interfund Transfers In		8919	0.00	0.00	0.0%
(a) TOTAL, INTERFUND TRANSFERS IN			0.00	172,965.81	New
INTERFUND TRANSFERS OUT					
Other Authorized Interfund Transfers Out		7619	0.00	0.00	0.0%
(b) TOTAL, INTERFUND TRANSFERS OUT			0.00	0.00	0.0%
OTHER SOURCES/USES					
SOURCES					
Other Sources					

Description	Resource Codes	Object Codes	2025-26 Estimated Actuals	2026-27 Budget	Percent Difference
Transfers from Funds of Lapsed/Reorganized LEAs		8965	0.00	0.00	0.0%
Long-Term Debt Proceeds					
Proceeds from Leases		8972	0.00	0.00	0.0%
Proceeds from SBITAs		8974	0.00	0.00	0.0%
All Other Financing Sources		8979	0.00	0.00	0.0%
(c) TOTAL, SOURCES			0.00	0.00	0.0%
USES					
Transfers of Funds from Lapsed/Reorganized LEAs		7651	0.00	0.00	0.0%
All Other Financing Uses		7699	0.00	0.00	0.0%
(d) TOTAL, USES			0.00	0.00	0.0%
CONTRIBUTIONS					
Contributions from Unrestricted Revenues		8980	0.00	0.00	0.0%
Contributions from Restricted Revenues		8990	0.00	0.00	0.0%
(e) TOTAL, CONTRIBUTIONS			0.00	0.00	0.0%
TOTAL, OTHER FINANCING SOURCES/USES (a - b + c - d + e)			0.00	172,965.81	New

Description	Function Codes	Object Codes	2025-26 Estimated Actuals	2026-27 Budget	Percent Difference
A. REVENUES					
1) LCFF Sources		8010-8099	0.00	0.00	0.0%
2) Federal Revenue		8100-8299	240,000.00	240,000.00	0.0%
3) Other State Revenue		8300-8599	675,000.00	675,000.00	0.0%
4) Other Local Revenue		8600-8799	8,000.43	7,500.00	-6.3%
5) TOTAL, REVENUES			923,000.43	922,500.00	-0.1%
B. EXPENDITURES (Objects 1000-7999)					
1) Instruction	1000-1999		0.00	0.00	0.0%
2) Instruction - Related Services	2000-2999		0.00	0.00	0.0%
3) Pupil Services	3000-3999		1,038,528.76	1,084,465.81	4.4%
4) Ancillary Services	4000-4999		0.00	0.00	0.0%
5) Community Services	5000-5999		0.00	0.00	0.0%
6) Enterprise	6000-6999		0.00	0.00	0.0%
7) General Administration	7000-7999		0.00	0.00	0.0%
8) Plant Services	8000-8999		10,632.50	11,000.00	3.5%
9) Other Outgo	9000-9999	Except 7600-7699	0.00	0.00	0.0%
10) TOTAL, EXPENDITURES			1,049,161.26	1,095,465.81	4.4%
C. EXCESS (DEFICIENCY) OF REVENUES OVER EXPENDITURES BEFORE OTHER FINANCING SOURCES AND USES (A5 - B10)			(126,160.83)	(172,965.81)	37.1%
D. OTHER FINANCING SOURCES/USES					
1) Interfund Transfers					
a) Transfers In		8900-8929	0.00	172,965.81	New
b) Transfers Out		7600-7629	0.00	0.00	0.0%
2) Other Sources/Uses					
a) Sources		8930-8979	0.00	0.00	0.0%
b) Uses		7630-7699	0.00	0.00	0.0%
3) Contributions		8980-8999	0.00	0.00	0.0%
4) TOTAL, OTHER FINANCING SOURCES/USES			0.00	172,965.81	New
E. NET INCREASE (DECREASE) IN FUND BALANCE (C + D4)			(126,160.83)	0.00	-100.0%
F. FUND BALANCE, RESERVES					
1) Beginning Fund Balance					
a) As of July 1 - Unaudited		9791	292,850.70	166,689.87	-43.1%
b) Audit Adjustments		9793	0.00	0.00	0.0%
c) As of July 1 - Audited (F1a + F1b)			292,850.70	166,689.87	-43.1%
d) Other Restatements		9795	0.00	0.00	0.0%
e) Adjusted Beginning Balance (F1c + F1d)			292,850.70	166,689.87	-43.1%
2) Ending Balance, June 30 (E + F1e)			166,689.87	166,689.87	0.0%
Components of Ending Fund Balance					
a) Nonspendable					
Revolving Cash		9711	0.00	0.00	0.0%
Stores		9712	9,588.57	0.00	-100.0%
Prepaid Items		9713	0.00	0.00	0.0%
All Others		9719	0.00	0.00	0.0%
b) Restricted		9740	157,101.30	166,689.87	6.1%
c) Committed					
Stabilization Arrangements		9750	0.00	0.00	0.0%
Other Commitments (by Resource/Object)		9760	0.00	0.00	0.0%
d) Assigned					
Other Assignments (by Resource/Object)		9780	0.00	0.00	0.0%
e) Unassigned/Unappropriated					
Reserve for Economic Uncertainties		9789	0.00	0.00	0.0%
Unassigned/Unappropriated Amount		9790	0.00	0.00	0.0%

Resource	Description	2025-26 Estimated Actuals	2026-27 Budget
5310	Child Nutrition: School Programs (e.g., School Lunch, School Breakfast, Milk, Pregnant & Lactating Students)	156,487.30	166,075.87
5810	Other Restricted Federal	614.00	614.00
Total, Restricted Balance		157,101.30	166,689.87

Description	Resource Codes	Object Codes	2025-26 Estimated Actuals	2026-27 Budget	Percent Difference
A. REVENUES					
1) LCFF Sources		8010-8099	0.00	0.00	0.0%
2) Federal Revenue		8100-8299	0.00	0.00	0.0%
3) Other State Revenue		8300-8599	0.00	0.00	0.0%
4) Other Local Revenue		8600-8799	1,000.00	0.00	-100.0%
5) TOTAL, REVENUES			1,000.00	0.00	-100.0%
B. EXPENDITURES					
1) Certificated Salaries		1000-1999	0.00	0.00	0.0%
2) Classified Salaries		2000-2999	0.00	0.00	0.0%
3) Employee Benefits		3000-3999	0.00	0.00	0.0%
4) Books and Supplies		4000-4999	0.00	0.00	0.0%
5) Services and Other Operating Expenditures		5000-5999	25,712.10	0.00	-100.0%
6) Capital Outlay		6000-6999	0.00	250,000.00	New
7) Other Outgo (excluding Transfers of Indirect Costs)		7100-7299, 7400-7499	0.00	0.00	0.0%
8) Other Outgo - Transfers of Indirect Costs		7300-7399	0.00	0.00	0.0%
9) TOTAL, EXPENDITURES			25,712.10	250,000.00	872.3%
C. EXCESS (DEFICIENCY) OF REVENUES OVER EXPENDITURES BEFORE OTHER FINANCING SOURCES AND USES (A5 - B9)			(24,712.10)	(250,000.00)	911.7%
D. OTHER FINANCING SOURCES/USES					
1) Interfund Transfers					
a) Transfers In		8900-8929	250,000.00	250,000.00	0.0%
b) Transfers Out		7600-7629	0.00	0.00	0.0%
2) Other Sources/Uses					
a) Sources		8930-8979	0.00	0.00	0.0%
b) Uses		7630-7699	0.00	0.00	0.0%
3) Contributions		8980-8999	0.00	0.00	0.0%
4) TOTAL, OTHER FINANCING SOURCES/USES			250,000.00	250,000.00	0.0%
E. NET INCREASE (DECREASE) IN FUND BALANCE (C + D4)			225,287.90	0.00	-100.0%
F. FUND BALANCE, RESERVES					
1) Beginning Fund Balance					
a) As of July 1 - Unaudited		9791	258,404.52	483,692.42	87.2%
b) Audit Adjustments		9793	0.00	0.00	0.0%
c) As of July 1 - Audited (F1a + F1b)			258,404.52	483,692.42	87.2%
d) Other Restatements		9795	0.00	0.00	0.0%
e) Adjusted Beginning Balance (F1c + F1d)			258,404.52	483,692.42	87.2%
2) Ending Balance, June 30 (E + F1e)			483,692.42	483,692.42	0.0%
Components of Ending Fund Balance					
a) Nonspendable					
Revolving Cash		9711	0.00	0.00	0.0%
Stores		9712	0.00	0.00	0.0%
Prepaid Items		9713	0.00	0.00	0.0%
All Others		9719	0.00	0.00	0.0%
b) Restricted		9740	342,319.40	342,319.40	0.0%
c) Committed					
Stabilization Arrangements		9750	0.00	0.00	0.0%
Other Commitments		9760	141,373.02	141,373.02	0.0%
d) Assigned					
Other Assignments		9780	0.00	0.00	0.0%
e) Unassigned/Unappropriated Reserve for Economic Uncertainties		9789	0.00	0.00	0.0%
Unassigned/Unappropriated Amount		9790	0.00	0.00	0.0%
G. ASSETS					
1) Cash					
a) in County Treasury		9110	(35,313.19)		
1) Fair Value Adjustment to Cash in County Treasury		9111	(627.42)		
b) in Banks		9120	0.00		
c) in Revolving Cash Account		9130	0.00		
d) with Fiscal Agent/Trustee		9135	0.00		

Description	Resource Codes	Object Codes	2025-26 Estimated Actuals	2026-27 Budget	Percent Difference
e) Collections Awaiting Deposit		9140	0.00		
2) Investments		9150	3,266.78		
3) Accounts Receivable		9200	0.00		
4) Due from Grantor Government		9290	0.00		
5) Due from Other Funds		9310	250,000.00		
6) Stores		9320	0.00		
7) Prepaid Expenditures		9330	0.00		
8) Other Current Assets		9340	0.00		
9) Lease Receivable		9380	0.00		
10) TOTAL, ASSETS			217,326.17		
H. DEFERRED OUTFLOWS OF RESOURCES					
1) Deferred Outflows of Resources		9490	0.00		
2) TOTAL, DEFERRED OUTFLOWS			0.00		
I. LIABILITIES					
1) Accounts Payable		9500	0.00		
2) Due to Grantor Governments		9590	0.00		
3) Due to Other Funds		9610	0.00		
4) Current Loans		9640			
5) Unearned Revenue		9650	0.00		
6) TOTAL, LIABILITIES			0.00		
J. DEFERRED INFLOWS OF RESOURCES					
1) Deferred Inflows of Resources		9690	0.00		
2) TOTAL, DEFERRED INFLOWS			0.00		
K. FUND EQUITY					
(G10 + H2) - (I6 + J2)			217,326.17		
LCFF SOURCES					
LCFF Transfers					
LCFF Transfers - Current Year		8091	0.00	0.00	0.0%
LCFF Transfers - Prior Years		8099	0.00	0.00	0.0%
TOTAL, LCFF SOURCES			0.00	0.00	0.0%
OTHER STATE REVENUE					
All Other State Revenue		8590	0.00	0.00	0.0%
TOTAL, OTHER STATE REVENUE			0.00	0.00	0.0%
OTHER LOCAL REVENUE					
Other Local Revenue					
Community Redevelopment Funds Not Subject to LCFF Deduction		8625	0.00	0.00	0.0%
Sales					
Sale of Equipment/Supplies		8631	0.00	0.00	0.0%
Interest		8660	1,000.00	0.00	-100.0%
Net Increase (Decrease) in the Fair Value of Investments		8662	0.00	0.00	0.0%
Other Local Revenue					
All Other Local Revenue		8699	0.00	0.00	0.0%
All Other Transfers In from All Others		8799	0.00	0.00	0.0%
TOTAL, OTHER LOCAL REVENUE			1,000.00	0.00	-100.0%
TOTAL, REVENUES			1,000.00	0.00	-100.0%
CLASSIFIED SALARIES					
Classified Support Salaries		2200	0.00	0.00	0.0%
Other Classified Salaries		2900	0.00	0.00	0.0%
TOTAL, CLASSIFIED SALARIES			0.00	0.00	0.0%
EMPLOYEE BENEFITS					
STRS		3101-3102	0.00	0.00	0.0%
PERS		3201-3202	0.00	0.00	0.0%
OASDI/Medicare/Alternative		3301-3302	0.00	0.00	0.0%
Health and Welfare Benefits		3401-3402	0.00	0.00	0.0%
Unemployment Insurance		3501-3502	0.00	0.00	0.0%
Workers' Compensation		3601-3602	0.00	0.00	0.0%
OPEB, Allocated		3701-3702	0.00	0.00	0.0%

Description	Resource Codes	Object Codes	2025-26 Estimated Actuals	2026-27 Budget	Percent Difference
OPEB, Active Employees		3751-3752	0.00	0.00	0.0%
Other Employee Benefits		3901-3902	0.00	0.00	0.0%
TOTAL, EMPLOYEE BENEFITS			0.00	0.00	0.0%
BOOKS AND SUPPLIES					
Books and Other Reference Materials		4200	0.00	0.00	0.0%
Materials and Supplies		4300	0.00	0.00	0.0%
Noncapitalized Equipment		4400	0.00	0.00	0.0%
TOTAL, BOOKS AND SUPPLIES			0.00	0.00	0.0%
SERVICES AND OTHER OPERATING EXPENDITURES					
Subagreements for Services		5100	0.00	0.00	0.0%
Travel and Conferences		5200	0.00	0.00	0.0%
Rentals, Leases, Repairs, and Noncapitalized Improvements		5600	25,712.10	0.00	-100.0%
Transfers of Direct Costs		5710	0.00	0.00	0.0%
Transfers of Direct Costs - Interfund		5750	0.00	0.00	0.0%
Professional/Consulting Services and Operating Expenditures		5800	0.00	0.00	0.0%
TOTAL, SERVICES AND OTHER OPERATING EXPENDITURES			25,712.10	0.00	-100.0%
CAPITAL OUTLAY					
Land Improvements		6170	0.00	0.00	0.0%
Buildings and Improvements of Buildings		6200	0.00	230,000.00	New
Equipment		6400	0.00	20,000.00	New
Equipment Replacement		6500	0.00	0.00	0.0%
Lease Assets		6600	0.00	0.00	0.0%
Subscription Assets		6700	0.00	0.00	0.0%
TOTAL, CAPITAL OUTLAY			0.00	250,000.00	New
OTHER OUTGO (excluding Transfers of Indirect Costs)					
Debt Service					
Debt Service - Interest		7438	0.00	0.00	0.0%
Other Debt Service - Principal		7439	0.00	0.00	0.0%
TOTAL, OTHER OUTGO (excluding Transfers of Indirect Costs)			0.00	0.00	0.0%
TOTAL, EXPENDITURES			25,712.10	250,000.00	872.3%
INTERFUND TRANSFERS					
INTERFUND TRANSFERS IN					
Other Authorized Interfund Transfers In		8919	250,000.00	250,000.00	0.0%
(a) TOTAL, INTERFUND TRANSFERS IN			250,000.00	250,000.00	0.0%
INTERFUND TRANSFERS OUT					
Other Authorized Interfund Transfers Out		7619	0.00	0.00	0.0%
(b) TOTAL, INTERFUND TRANSFERS OUT			0.00	0.00	0.0%
OTHER SOURCES/USES					
SOURCES					
Other Sources					
Transfers from Funds of Lapsed/Reorganized LEAs		8965	0.00	0.00	0.0%
Long-Term Debt Proceeds					
Proceeds from Leases		8972	0.00	0.00	0.0%
Proceeds from SBITAs		8974	0.00	0.00	0.0%
All Other Financing Sources		8979	0.00	0.00	0.0%
(c) TOTAL, SOURCES			0.00	0.00	0.0%
USES					
Transfers of Funds from Lapsed/Reorganized LEAs		7651	0.00	0.00	0.0%
All Other Financing Uses		7699	0.00	0.00	0.0%
(d) TOTAL, USES			0.00	0.00	0.0%
CONTRIBUTIONS					
Contributions from Unrestricted Revenues		8980	0.00	0.00	0.0%
Contributions from Restricted Revenues		8990	0.00	0.00	0.0%
(e) TOTAL, CONTRIBUTIONS			0.00	0.00	0.0%
TOTAL, OTHER FINANCING SOURCES/USES (a - b + c - d + e)			250,000.00	250,000.00	0.0%

Description	Function Codes	Object Codes	2025-26 Estimated Actuals	2026-27 Budget	Percent Difference
A. REVENUES					
1) LCFF Sources		8010-8099	0.00	0.00	0.0%
2) Federal Revenue		8100-8299	0.00	0.00	0.0%
3) Other State Revenue		8300-8599	0.00	0.00	0.0%
4) Other Local Revenue		8600-8799	1,000.00	0.00	-100.0%
5) TOTAL, REVENUES			1,000.00	0.00	-100.0%
B. EXPENDITURES (Objects 1000-7999)					
1) Instruction	1000-1999		0.00	0.00	0.0%
2) Instruction - Related Services	2000-2999		0.00	0.00	0.0%
3) Pupil Services	3000-3999		0.00	0.00	0.0%
4) Ancillary Services	4000-4999		0.00	0.00	0.0%
5) Community Services	5000-5999		0.00	0.00	0.0%
6) Enterprise	6000-6999		0.00	0.00	0.0%
7) General Administration	7000-7999		0.00	0.00	0.0%
8) Plant Services	8000-8999		25,712.10	250,000.00	872.3%
9) Other Outgo	9000-9999	Except 7600-7699	0.00	0.00	0.0%
10) TOTAL, EXPENDITURES			25,712.10	250,000.00	872.3%
C. EXCESS (DEFICIENCY) OF REVENUES OVER EXPENDITURES BEFORE OTHER FINANCING SOURCES AND USES (A5 - B10)			(24,712.10)	(250,000.00)	911.7%
D. OTHER FINANCING SOURCES/USES					
1) Interfund Transfers					
a) Transfers In		8900-8929	250,000.00	250,000.00	0.0%
b) Transfers Out		7600-7629	0.00	0.00	0.0%
2) Other Sources/Uses					
a) Sources		8930-8979	0.00	0.00	0.0%
b) Uses		7630-7699	0.00	0.00	0.0%
3) Contributions		8980-8999	0.00	0.00	0.0%
4) TOTAL, OTHER FINANCING SOURCES/USES			250,000.00	250,000.00	0.0%
E. NET INCREASE (DECREASE) IN FUND BALANCE (C + D4)			225,287.90	0.00	-100.0%
F. FUND BALANCE, RESERVES					
1) Beginning Fund Balance					
a) As of July 1 - Unaudited		9791	258,404.52	483,692.42	87.2%
b) Audit Adjustments		9793	0.00	0.00	0.0%
c) As of July 1 - Audited (F1a + F1b)			258,404.52	483,692.42	87.2%
d) Other Restatements		9795	0.00	0.00	0.0%
e) Adjusted Beginning Balance (F1c + F1d)			258,404.52	483,692.42	87.2%
2) Ending Balance, June 30 (E + F1e)			483,692.42	483,692.42	0.0%
Components of Ending Fund Balance					
a) Nonspendable					
Revolving Cash		9711	0.00	0.00	0.0%
Stores		9712	0.00	0.00	0.0%
Prepaid Items		9713	0.00	0.00	0.0%
All Others		9719	0.00	0.00	0.0%
b) Restricted		9740	342,319.40	342,319.40	0.0%
c) Committed					
Stabilization Arrangements		9750	0.00	0.00	0.0%
Other Commitments (by Resource/Object)		9760	141,373.02	141,373.02	0.0%
d) Assigned					
Other Assignments (by Resource/Object)		9780	0.00	0.00	0.0%
e) Unassigned/Unappropriated					
Reserve for Economic Uncertainties		9789	0.00	0.00	0.0%
Unassigned/Unappropriated Amount		9790	0.00	0.00	0.0%

Resource	Description	2025-26 Estimated Actuals	2026-27 Budget
8150	Ongoing & Major Maintenance Account (RMA: Education Code Section 17070.75)	342,319.40	342,319.40
Total, Restricted Balance		342,319.40	342,319.40

Description	Resource Codes	Object Codes	2025-26 Estimated Actuals	2026-27 Budget	Percent Difference
A. REVENUES					
1) LCFF Sources		8010-8099	0.00	0.00	0.0%
2) Federal Revenue		8100-8299	0.00	0.00	0.0%
3) Other State Revenue		8300-8599	0.00	0.00	0.0%
4) Other Local Revenue		8600-8799	1,733.18	0.00	-100.0%
5) TOTAL, REVENUES			1,733.18	0.00	-100.0%
B. EXPENDITURES					
1) Certificated Salaries		1000-1999	0.00	0.00	0.0%
2) Classified Salaries		2000-2999	0.00	0.00	0.0%
3) Employee Benefits		3000-3999	0.00	0.00	0.0%
4) Books and Supplies		4000-4999	0.00	0.00	0.0%
5) Services and Other Operating Expenditures		5000-5999	0.00	0.00	0.0%
6) Capital Outlay		6000-6999	0.00	0.00	0.0%
7) Other Outgo (excluding Transfers of Indirect Costs)		7100-7299, 7400-7499	0.00	0.00	0.0%
8) Other Outgo - Transfers of Indirect Costs		7300-7399	0.00	0.00	0.0%
9) TOTAL, EXPENDITURES			0.00	0.00	0.0%
C. EXCESS (DEFICIENCY) OF REVENUES OVER EXPENDITURES BEFORE OTHER FINANCING SOURCES AND USES (A5 - B9)			1,733.18	0.00	-100.0%
D. OTHER FINANCING SOURCES/USES					
1) Interfund Transfers					
a) Transfers In		8900-8929	0.00	0.00	0.0%
b) Transfers Out		7600-7629	0.00	0.00	0.0%
2) Other Sources/Uses					
a) Sources		8930-8979	0.00	0.00	0.0%
b) Uses		7630-7699	0.00	0.00	0.0%
3) Contributions		8980-8999	0.00	0.00	0.0%
4) TOTAL, OTHER FINANCING SOURCES/USES			0.00	0.00	0.0%
E. NET INCREASE (DECREASE) IN FUND BALANCE (C + D4)			1,733.18	0.00	-100.0%
F. FUND BALANCE, RESERVES					
1) Beginning Fund Balance					
a) As of July 1 - Unaudited		9791	101,401.69	103,134.87	1.7%
b) Audit Adjustments		9793	0.00	0.00	0.0%
c) As of July 1 - Audited (F1a + F1b)			101,401.69	103,134.87	1.7%
d) Other Restatements		9795	0.00	0.00	0.0%
e) Adjusted Beginning Balance (F1c + F1d)			101,401.69	103,134.87	1.7%
2) Ending Balance, June 30 (E + F1e)			103,134.87	103,134.87	0.0%
Components of Ending Fund Balance					
a) Nonspendable					
Revolving Cash		9711	0.00	0.00	0.0%
Stores		9712	0.00	0.00	0.0%
Prepaid Items		9713	0.00	0.00	0.0%
All Others		9719	0.00	0.00	0.0%
b) Restricted		9740	0.00	0.00	0.0%
c) Committed					
Stabilization Arrangements		9750	0.00	0.00	0.0%
Other Commitments		9760	103,134.87	103,134.87	0.0%
d) Assigned					
Other Assignments		9780	0.00	0.00	0.0%
e) Unassigned/Unappropriated Reserve for Economic Uncertainties		9789	0.00	0.00	0.0%
Unassigned/Unappropriated Amount		9790	0.00	0.00	0.0%
G. ASSETS					
1) Cash					
a) in County Treasury		9110	105,779.19		
1) Fair Value Adjustment to Cash in County Treasury		9111	(2,710.50)		
b) in Banks		9120	0.00		
c) in Revolving Cash Account		9130	0.00		
d) with Fiscal Agent/Trustee		9135	0.00		

Description	Resource Codes	Object Codes	2025-26 Estimated Actuals	2026-27 Budget	Percent Difference
e) Collections Awaiting Deposit		9140	0.00		
2) Investments		9150	0.00		
3) Accounts Receivable		9200	0.00		
4) Due from Grantor Government		9290	0.00		
5) Due from Other Funds		9310	0.00		
6) Stores		9320	0.00		
7) Prepaid Expenditures		9330	0.00		
8) Other Current Assets		9340	0.00		
9) Lease Receivable		9380	0.00		
10) TOTAL, ASSETS			103,068.69		
H. DEFERRED OUTFLOWS OF RESOURCES					
1) Deferred Outflows of Resources		9490	0.00		
2) TOTAL, DEFERRED OUTFLOWS			0.00		
I. LIABILITIES					
1) Accounts Payable		9500	0.00		
2) Due to Grantor Governments		9590	0.00		
3) Due to Other Funds		9610	0.00		
4) Current Loans		9640			
5) Unearned Revenue		9650	0.00		
6) TOTAL, LIABILITIES			0.00		
J. DEFERRED INFLOWS OF RESOURCES					
1) Deferred Inflows of Resources		9690	0.00		
2) TOTAL, DEFERRED INFLOWS			0.00		
K. FUND EQUITY					
(G10 + H2) - (I6 + J2)			103,068.69		
OTHER LOCAL REVENUE					
Other Local Revenue					
Sales					
Sale of Equipment/Supplies		8631	0.00	0.00	0.0%
Interest		8660	1,733.18	0.00	-100.0%
Net Increase (Decrease) in the Fair Value of Investments		8662	0.00	0.00	0.0%
TOTAL, OTHER LOCAL REVENUE			1,733.18	0.00	-100.0%
TOTAL, REVENUES			1,733.18	0.00	-100.0%
INTERFUND TRANSFERS					
INTERFUND TRANSFERS IN					
From: General Fund/CSSF		8912	0.00	0.00	0.0%
Other Authorized Interfund Transfers In		8919	0.00	0.00	0.0%
(a) TOTAL, INTERFUND TRANSFERS IN			0.00	0.00	0.0%
INTERFUND TRANSFERS OUT					
To: General Fund/CSSF		7612	0.00	0.00	0.0%
To: State School Building Fund/County School Facilities Fund		7613	0.00	0.00	0.0%
Other Authorized Interfund Transfers Out		7619	0.00	0.00	0.0%
(b) TOTAL, INTERFUND TRANSFERS OUT			0.00	0.00	0.0%
OTHER SOURCES/USES					
SOURCES					
Other Sources					
Transfers from Funds of Lapsed/Reorganized LEAs		8965	0.00	0.00	0.0%
(c) TOTAL, SOURCES			0.00	0.00	0.0%
USES					
Transfers of Funds from Lapsed/Reorganized LEAs		7651	0.00	0.00	0.0%
(d) TOTAL, USES			0.00	0.00	0.0%
CONTRIBUTIONS					
Contributions from Restricted Revenues		8990	0.00	0.00	0.0%
(e) TOTAL, CONTRIBUTIONS			0.00	0.00	0.0%
TOTAL, OTHER FINANCING SOURCES/USES (a - b + c - d + e)			0.00	0.00	0.0%

Description	Function Codes	Object Codes	2025-26 Estimated Actuals	2026-27 Budget	Percent Difference
A. REVENUES					
1) LCFF Sources		8010-8099	0.00	0.00	0.0%
2) Federal Revenue		8100-8299	0.00	0.00	0.0%
3) Other State Revenue		8300-8599	0.00	0.00	0.0%
4) Other Local Revenue		8600-8799	1,733.18	0.00	-100.0%
5) TOTAL, REVENUES			1,733.18	0.00	-100.0%
B. EXPENDITURES (Objects 1000-7999)					
1) Instruction	1000-1999		0.00	0.00	0.0%
2) Instruction - Related Services	2000-2999		0.00	0.00	0.0%
3) Pupil Services	3000-3999		0.00	0.00	0.0%
4) Ancillary Services	4000-4999		0.00	0.00	0.0%
5) Community Services	5000-5999		0.00	0.00	0.0%
6) Enterprise	6000-6999		0.00	0.00	0.0%
7) General Administration	7000-7999		0.00	0.00	0.0%
8) Plant Services	8000-8999		0.00	0.00	0.0%
9) Other Outgo	9000-9999	Except 7600-7699	0.00	0.00	0.0%
10) TOTAL, EXPENDITURES			0.00	0.00	0.0%
C. EXCESS (DEFICIENCY) OF REVENUES OVER EXPENDITURES BEFORE OTHER FINANCING SOURCES AND USES (A5 - B10)			1,733.18	0.00	-100.0%
D. OTHER FINANCING SOURCES/USES					
1) Interfund Transfers					
a) Transfers In		8900-8929	0.00	0.00	0.0%
b) Transfers Out		7600-7629	0.00	0.00	0.0%
2) Other Sources/Uses					
a) Sources		8930-8979	0.00	0.00	0.0%
b) Uses		7630-7699	0.00	0.00	0.0%
3) Contributions		8980-8999	0.00	0.00	0.0%
4) TOTAL, OTHER FINANCING SOURCES/USES			0.00	0.00	0.0%
E. NET INCREASE (DECREASE) IN FUND BALANCE (C + D4)			1,733.18	0.00	-100.0%
F. FUND BALANCE, RESERVES					
1) Beginning Fund Balance					
a) As of July 1 - Unaudited		9791	101,401.69	103,134.87	1.7%
b) Audit Adjustments		9793	0.00	0.00	0.0%
c) As of July 1 - Audited (F1a + F1b)			101,401.69	103,134.87	1.7%
d) Other Restatements		9795	0.00	0.00	0.0%
e) Adjusted Beginning Balance (F1c + F1d)			101,401.69	103,134.87	1.7%
2) Ending Balance, June 30 (E + F1e)			103,134.87	103,134.87	0.0%
Components of Ending Fund Balance					
a) Nonspendable					
Revolving Cash		9711	0.00	0.00	0.0%
Stores		9712	0.00	0.00	0.0%
Prepaid Items		9713	0.00	0.00	0.0%
All Others		9719	0.00	0.00	0.0%
b) Restricted		9740	0.00	0.00	0.0%
c) Committed					
Stabilization Arrangements		9750	0.00	0.00	0.0%
Other Commitments (by Resource/Object)		9760	103,134.87	103,134.87	0.0%
d) Assigned					
Other Assignments (by Resource/Object)		9780	0.00	0.00	0.0%
e) Unassigned/Unappropriated					
Reserve for Economic Uncertainties		9789	0.00	0.00	0.0%
Unassigned/Unappropriated Amount		9790	0.00	0.00	0.0%

Resource	Description	2025-26 Estimated Actuals	2026-27 Budget
Total, Restricted Balance		0.00	0.00

Description	Resource Codes	Object Codes	2025-26 Estimated Actuals	2026-27 Budget	Percent Difference
A. REVENUES					
1) LCFF Sources		8010-8099	0.00	0.00	0.0%
2) Federal Revenue		8100-8299	0.00	0.00	0.0%
3) Other State Revenue		8300-8599	0.00	0.00	0.0%
4) Other Local Revenue		8600-8799	2,501.83	0.00	-100.0%
5) TOTAL, REVENUES			2,501.83	0.00	-100.0%
B. EXPENDITURES					
1) Certificated Salaries		1000-1999	0.00	0.00	0.0%
2) Classified Salaries		2000-2999	0.00	0.00	0.0%
3) Employee Benefits		3000-3999	0.00	0.00	0.0%
4) Books and Supplies		4000-4999	0.00	0.00	0.0%
5) Services and Other Operating Expenditures		5000-5999	0.00	0.00	0.0%
6) Capital Outlay		6000-6999	0.00	0.00	0.0%
7) Other Outgo (excluding Transfers of Indirect Costs)		7100-7299, 7400-7499	0.00	0.00	0.0%
8) Other Outgo - Transfers of Indirect Costs		7300-7399	0.00	0.00	0.0%
9) TOTAL, EXPENDITURES			0.00	0.00	0.0%
C. EXCESS (DEFICIENCY) OF REVENUES OVER EXPENDITURES BEFORE OTHER FINANCING SOURCES AND USES (A5 - B9)			2,501.83	0.00	-100.0%
D. OTHER FINANCING SOURCES/USES					
1) Interfund Transfers					
a) Transfers In		8900-8929	0.00	0.00	0.0%
b) Transfers Out		7600-7629	0.00	0.00	0.0%
2) Other Sources/Uses					
a) Sources		8930-8979	0.00	0.00	0.0%
b) Uses		7630-7699	0.00	0.00	0.0%
3) Contributions		8980-8999	0.00	0.00	0.0%
4) TOTAL, OTHER FINANCING SOURCES/USES			0.00	0.00	0.0%
E. NET INCREASE (DECREASE) IN FUND BALANCE (C + D4)			2,501.83	0.00	-100.0%
F. FUND BALANCE, RESERVES					
1) Beginning Fund Balance					
a) As of July 1 - Unaudited		9791	146,373.09	148,874.92	1.7%
b) Audit Adjustments		9793	0.00	0.00	0.0%
c) As of July 1 - Audited (F1a + F1b)			146,373.09	148,874.92	1.7%
d) Other Restatements		9795	0.00	0.00	0.0%
e) Adjusted Beginning Balance (F1c + F1d)			146,373.09	148,874.92	1.7%
2) Ending Balance, June 30 (E + F1e)			148,874.92	148,874.92	0.0%
Components of Ending Fund Balance					
a) Nonspendable					
Revolving Cash		9711	0.00	0.00	0.0%
Stores		9712	0.00	0.00	0.0%
Prepaid Items		9713	0.00	0.00	0.0%
All Others		9719	0.00	0.00	0.0%
b) Restricted		9740	0.00	0.00	0.0%
c) Committed					
Stabilization Arrangements		9750	0.00	0.00	0.0%
Other Commitments		9760	148,874.92	148,874.92	0.0%
d) Assigned					
Other Assignments		9780	0.00	0.00	0.0%
e) Unassigned/Unappropriated Reserve for Economic Uncertainties		9789	0.00	0.00	0.0%
Unassigned/Unappropriated Amount		9790	0.00	0.00	0.0%
G. ASSETS					
1) Cash					
a) in County Treasury		9110	0.00		
1) Fair Value Adjustment to Cash in County Treasury		9111	(3,912.60)		
b) in Banks		9120	0.00		
c) in Revolving Cash Account		9130	0.00		
d) with Fiscal Agent/Trustee		9135	0.00		

Description	Resource Codes	Object Codes	2025-26 Estimated Actuals	2026-27 Budget	Percent Difference
e) Collections Awaiting Deposit		9140	0.00		
2) Investments		9150	0.00		
3) Accounts Receivable		9200	0.00		
4) Due from Grantor Government		9290	0.00		
5) Due from Other Funds		9310	0.00		
6) Stores		9320	0.00		
7) Prepaid Expenditures		9330	0.00		
8) Other Current Assets		9340	0.00		
9) Lease Receivable		9380	0.00		
10) TOTAL, ASSETS			(3,912.60)		
H. DEFERRED OUTFLOWS OF RESOURCES					
1) Deferred Outflows of Resources		9490	0.00		
2) TOTAL, DEFERRED OUTFLOWS			0.00		
I. LIABILITIES					
1) Accounts Payable		9500	0.00		
2) Due to Grantor Governments		9590	0.00		
3) Due to Other Funds		9610	0.00		
4) Current Loans		9640			
5) Unearned Revenue		9650	0.00		
6) TOTAL, LIABILITIES			0.00		
J. DEFERRED INFLOWS OF RESOURCES					
1) Deferred Inflows of Resources		9690	0.00		
2) TOTAL, DEFERRED INFLOWS			0.00		
K. FUND EQUITY					
(G10 + H2) - (I6 + J2)			(3,912.60)		
OTHER LOCAL REVENUE					
Other Local Revenue					
Interest		8660	2,501.83	0.00	-100.0%
Net Increase (Decrease) in the Fair Value of Investments		8662	0.00	0.00	0.0%
TOTAL, OTHER LOCAL REVENUE			2,501.83	0.00	-100.0%
TOTAL, REVENUES			2,501.83	0.00	-100.0%
INTERFUND TRANSFERS					
INTERFUND TRANSFERS IN					
From: General Fund/CSSF		8912	0.00	0.00	0.0%
Other Authorized Interfund Transfers In		8919	0.00	0.00	0.0%
(a) TOTAL, INTERFUND TRANSFERS IN			0.00	0.00	0.0%
INTERFUND TRANSFERS OUT					
To: General Fund/CSSF		7612	0.00	0.00	0.0%
To: State School Building Fund/County School Facilities Fund		7613	0.00	0.00	0.0%
Other Authorized Interfund Transfers Out		7619	0.00	0.00	0.0%
(b) TOTAL, INTERFUND TRANSFERS OUT			0.00	0.00	0.0%
OTHER SOURCES/USES					
SOURCES					
Other Sources					
Transfers from Funds of Lapsed/Reorganized LEAs		8965	0.00	0.00	0.0%
(c) TOTAL, SOURCES			0.00	0.00	0.0%
USES					
Transfers of Funds from Lapsed/Reorganized LEAs		7651	0.00	0.00	0.0%
(d) TOTAL, USES			0.00	0.00	0.0%
CONTRIBUTIONS					
Contributions from Restricted Revenues		8990	0.00	0.00	0.0%
(e) TOTAL, CONTRIBUTIONS			0.00	0.00	0.0%
TOTAL, OTHER FINANCING SOURCES/USES (a - b + c - d + e)			0.00	0.00	0.0%

Description	Function Codes	Object Codes	2025-26 Estimated Actuals	2026-27 Budget	Percent Difference
A. REVENUES					
1) LCFF Sources		8010-8099	0.00	0.00	0.0%
2) Federal Revenue		8100-8299	0.00	0.00	0.0%
3) Other State Revenue		8300-8599	0.00	0.00	0.0%
4) Other Local Revenue		8600-8799	2,501.83	0.00	-100.0%
5) TOTAL, REVENUES			2,501.83	0.00	-100.0%
B. EXPENDITURES (Objects 1000-7999)					
1) Instruction	1000-1999		0.00	0.00	0.0%
2) Instruction - Related Services	2000-2999		0.00	0.00	0.0%
3) Pupil Services	3000-3999		0.00	0.00	0.0%
4) Ancillary Services	4000-4999		0.00	0.00	0.0%
5) Community Services	5000-5999		0.00	0.00	0.0%
6) Enterprise	6000-6999		0.00	0.00	0.0%
7) General Administration	7000-7999		0.00	0.00	0.0%
8) Plant Services	8000-8999		0.00	0.00	0.0%
9) Other Outgo	9000-9999	Except 7600-7699	0.00	0.00	0.0%
10) TOTAL, EXPENDITURES			0.00	0.00	0.0%
C. EXCESS (DEFICIENCY) OF REVENUES OVER EXPENDITURES BEFORE OTHER FINANCING SOURCES AND USES (A5 - B10)			2,501.83	0.00	-100.0%
D. OTHER FINANCING SOURCES/USES					
1) Interfund Transfers					
a) Transfers In		8900-8929	0.00	0.00	0.0%
b) Transfers Out		7600-7629	0.00	0.00	0.0%
2) Other Sources/Uses					
a) Sources		8930-8979	0.00	0.00	0.0%
b) Uses		7630-7699	0.00	0.00	0.0%
3) Contributions		8980-8999	0.00	0.00	0.0%
4) TOTAL, OTHER FINANCING SOURCES/USES			0.00	0.00	0.0%
E. NET INCREASE (DECREASE) IN FUND BALANCE (C + D4)			2,501.83	0.00	-100.0%
F. FUND BALANCE, RESERVES					
1) Beginning Fund Balance					
a) As of July 1 - Unaudited		9791	146,373.09	148,874.92	1.7%
b) Audit Adjustments		9793	0.00	0.00	0.0%
c) As of July 1 - Audited (F1a + F1b)			146,373.09	148,874.92	1.7%
d) Other Restatements		9795	0.00	0.00	0.0%
e) Adjusted Beginning Balance (F1c + F1d)			146,373.09	148,874.92	1.7%
2) Ending Balance, June 30 (E + F1e)			148,874.92	148,874.92	0.0%
Components of Ending Fund Balance					
a) Nonspendable					
Revolving Cash		9711	0.00	0.00	0.0%
Stores		9712	0.00	0.00	0.0%
Prepaid Items		9713	0.00	0.00	0.0%
All Others		9719	0.00	0.00	0.0%
b) Restricted		9740	0.00	0.00	0.0%
c) Committed					
Stabilization Arrangements		9750	0.00	0.00	0.0%
Other Commitments (by Resource/Object)		9760	148,874.92	148,874.92	0.0%
d) Assigned					
Other Assignments (by Resource/Object)		9780	0.00	0.00	0.0%
e) Unassigned/Unappropriated					
Reserve for Economic Uncertainties		9789	0.00	0.00	0.0%
Unassigned/Unappropriated Amount		9790	0.00	0.00	0.0%

Resource	Description	2025-26 Estimated Actuals	2026-27 Budget
Total, Restricted Balance		0.00	0.00

Description	Resource Codes	Object Codes	2025-26 Estimated Actuals	2026-27 Budget	Percent Difference
A. REVENUES					
1) LCFF Sources		8010-8099	0.00	0.00	0.0%
2) Federal Revenue		8100-8299	0.00	0.00	0.0%
3) Other State Revenue		8300-8599	0.00	0.00	0.0%
4) Other Local Revenue		8600-8799	43,042.81	0.00	-100.0%
5) TOTAL, REVENUES			43,042.81	0.00	-100.0%
B. EXPENDITURES					
1) Certificated Salaries		1000-1999	0.00	0.00	0.0%
2) Classified Salaries		2000-2999	0.00	0.00	0.0%
3) Employee Benefits		3000-3999	0.00	0.00	0.0%
4) Books and Supplies		4000-4999	0.00	0.00	0.0%
5) Services and Other Operating Expenditures		5000-5999	0.00	0.00	0.0%
6) Capital Outlay		6000-6999	40,750.00	0.00	-100.0%
7) Other Outgo (excluding Transfers of Indirect Costs)		7100-7299, 7400-7499	0.00	0.00	0.0%
8) Other Outgo - Transfers of Indirect Costs		7300-7399	0.00	0.00	0.0%
9) TOTAL, EXPENDITURES			40,750.00	0.00	-100.0%
C. EXCESS (DEFICIENCY) OF REVENUES OVER EXPENDITURES BEFORE OTHER FINANCING SOURCES AND USES (A5 - B9)			2,292.81	0.00	-100.0%
D. OTHER FINANCING SOURCES/USES					
1) Interfund Transfers					
a) Transfers In		8900-8929	0.00	0.00	0.0%
b) Transfers Out		7600-7629	0.00	0.00	0.0%
2) Other Sources/Uses					
a) Sources		8930-8979	0.00	0.00	0.0%
b) Uses		7630-7699	0.00	0.00	0.0%
3) Contributions		8980-8999	0.00	0.00	0.0%
4) TOTAL, OTHER FINANCING SOURCES/USES			0.00	0.00	0.0%
E. NET INCREASE (DECREASE) IN FUND BALANCE (C + D4)			2,292.81	0.00	-100.0%
F. FUND BALANCE, RESERVES					
1) Beginning Fund Balance					
a) As of July 1 - Unaudited		9791	302,947.84	305,240.65	0.8%
b) Audit Adjustments		9793	0.00	0.00	0.0%
c) As of July 1 - Audited (F1a + F1b)			302,947.84	305,240.65	0.8%
d) Other Restatements		9795	0.00	0.00	0.0%
e) Adjusted Beginning Balance (F1c + F1d)			302,947.84	305,240.65	0.8%
2) Ending Balance, June 30 (E + F1e)			305,240.65	305,240.65	0.0%
Components of Ending Fund Balance					
a) Nonspendable					
Revolving Cash		9711	0.00	0.00	0.0%
Stores		9712	0.00	0.00	0.0%
Prepaid Items		9713	0.00	0.00	0.0%
All Others		9719	0.00	0.00	0.0%
b) Restricted		9740	218,315.74	218,315.74	0.0%
c) Committed					
Stabilization Arrangements		9750	0.00	0.00	0.0%
Other Commitments		9760	86,924.91	86,924.91	0.0%
d) Assigned					
Other Assignments		9780	0.00	0.00	0.0%
e) Unassigned/Unappropriated					
Reserve for Economic Uncertainties		9789	0.00	0.00	0.0%
Unassigned/Unappropriated Amount		9790	0.00	0.00	0.0%
G. ASSETS					
1) Cash					
a) in County Treasury		9110	326,042.69		
1) Fair Value Adjustment to Cash in County Treasury		9111	(7,477.32)		
b) in Banks		9120	0.00		
c) in Revolving Cash Account		9130	0.00		
d) with Fiscal Agent/Trustee		9135	0.00		
e) Collections Awaiting Deposit		9140	0.00		

Description	Resource Codes	Object Codes	2025-26 Estimated Actuals	2026-27 Budget	Percent Difference
2) Investments		9150	4,187.62		
3) Accounts Receivable		9200	0.00		
4) Due from Grantor Government		9290	0.00		
5) Due from Other Funds		9310	0.00		
6) Stores		9320	0.00		
7) Prepaid Expenditures		9330	0.00		
8) Other Current Assets		9340	0.00		
9) Lease Receivable		9380	0.00		
10) TOTAL, ASSETS			322,752.99		
H. DEFERRED OUTFLOWS OF RESOURCES					
1) Deferred Outflows of Resources		9490	0.00		
2) TOTAL, DEFERRED OUTFLOWS			0.00		
I. LIABILITIES					
1) Accounts Payable		9500	0.00		
2) Due to Grantor Governments		9590	0.00		
3) Due to Other Funds		9610	0.00		
4) Current Loans		9640	0.00		
5) Unearned Revenue		9650	0.00		
6) TOTAL, LIABILITIES			0.00		
J. DEFERRED INFLOWS OF RESOURCES					
1) Deferred Inflows of Resources		9690	0.00		
2) TOTAL, DEFERRED INFLOWS			0.00		
K. FUND EQUITY					
Ending Fund Balance, June 30 (G10 + H2) - (I6 + J2)			322,752.99		
OTHER STATE REVENUE					
Tax Relief Subventions					
Restricted Levies - Other					
Homeowners' Exemptions		8575	0.00	0.00	0.0%
Other Subventions/In-Lieu Taxes		8576	0.00	0.00	0.0%
All Other State Revenue		8590	0.00	0.00	0.0%
TOTAL, OTHER STATE REVENUE			0.00	0.00	0.0%
OTHER LOCAL REVENUE					
Other Local Revenue					
County and District Taxes					
Other Restricted Levies					
Secured Roll		8615	0.00	0.00	0.0%
Unsecured Roll		8616	0.00	0.00	0.0%
Prior Years' Taxes		8617	0.00	0.00	0.0%
Supplemental Taxes		8618	0.00	0.00	0.0%
Non-Ad Valorem Taxes					
Parcel Taxes		8621	0.00	0.00	0.0%
Other		8622	0.00	0.00	0.0%
Community Redevelopment Funds Not Subject to LCFF Deduction		8625	0.00	0.00	0.0%
Penalties and Interest from Delinquent Non-LCFF Taxes		8629	0.00	0.00	0.0%
Sales					
Sale of Equipment/Supplies		8631	0.00	0.00	0.0%
Interest		8660	5,950.10	0.00	-100.0%
Net Increase (Decrease) in the Fair Value of Investments		8662	0.00	0.00	0.0%
Fees and Contracts					
Mitigation/Developer Fees		8681	37,092.71	0.00	-100.0%
Other Local Revenue					
All Other Local Revenue		8699	0.00	0.00	0.0%
All Other Transfers In from All Others		8799	0.00	0.00	0.0%
TOTAL, OTHER LOCAL REVENUE			43,042.81	0.00	-100.0%
TOTAL, REVENUES			43,042.81	0.00	-100.0%
CERTIFICATED SALARIES					
Other Certificated Salaries		1900	0.00	0.00	0.0%
TOTAL, CERTIFICATED SALARIES			0.00	0.00	0.0%
CLASSIFIED SALARIES					

Description	Resource Codes	Object Codes	2025-26 Estimated Actuals	2026-27 Budget	Percent Difference
Classified Support Salaries		2200	0.00	0.00	0.0%
Classified Supervisors' and Administrators' Salaries		2300	0.00	0.00	0.0%
Clerical, Technical and Office Salaries		2400	0.00	0.00	0.0%
Other Classified Salaries		2900	0.00	0.00	0.0%
TOTAL, CLASSIFIED SALARIES			0.00	0.00	0.0%
EMPLOYEE BENEFITS					
STRS		3101-3102	0.00	0.00	0.0%
PERS		3201-3202	0.00	0.00	0.0%
OASDI/Medicare/Alternative		3301-3302	0.00	0.00	0.0%
Health and Welfare Benefits		3401-3402	0.00	0.00	0.0%
Unemployment Insurance		3501-3502	0.00	0.00	0.0%
Workers' Compensation		3601-3602	0.00	0.00	0.0%
OPEB, Allocated		3701-3702	0.00	0.00	0.0%
OPEB, Active Employees		3751-3752	0.00	0.00	0.0%
Other Employee Benefits		3901-3902	0.00	0.00	0.0%
TOTAL, EMPLOYEE BENEFITS			0.00	0.00	0.0%
BOOKS AND SUPPLIES					
Approved Textbooks and Core Curricula Materials		4100	0.00	0.00	0.0%
Books and Other Reference Materials		4200	0.00	0.00	0.0%
Materials and Supplies		4300	0.00	0.00	0.0%
Noncapitalized Equipment		4400	0.00	0.00	0.0%
TOTAL, BOOKS AND SUPPLIES			0.00	0.00	0.0%
SERVICES AND OTHER OPERATING EXPENDITURES					
Subagreements for Services		5100	0.00	0.00	0.0%
Travel and Conferences		5200	0.00	0.00	0.0%
Insurance		5400-5450	0.00	0.00	0.0%
Operations and Housekeeping Services		5500	0.00	0.00	0.0%
Rentals, Leases, Repairs, and Noncapitalized Improvements		5600	0.00	0.00	0.0%
Transfers of Direct Costs		5710	0.00	0.00	0.0%
Transfers of Direct Costs - Interfund		5750	0.00	0.00	0.0%
Professional/Consulting Services and Operating Expenditures		5800	0.00	0.00	0.0%
Communications		5900	0.00	0.00	0.0%
TOTAL, SERVICES AND OTHER OPERATING EXPENDITURES			0.00	0.00	0.0%
CAPITAL OUTLAY					
Land		6100	0.00	0.00	0.0%
Land Improvements		6170	0.00	0.00	0.0%
Buildings and Improvements of Buildings		6200	40,750.00	0.00	-100.0%
Books and Media for New School Libraries or Major Expansion of School Libraries		6300	0.00	0.00	0.0%
Equipment		6400	0.00	0.00	0.0%
Equipment Replacement		6500	0.00	0.00	0.0%
Lease Assets		6600	0.00	0.00	0.0%
Subscription Assets		6700	0.00	0.00	0.0%
TOTAL, CAPITAL OUTLAY			40,750.00	0.00	-100.0%
OTHER OUTGO (excluding Transfers of Indirect Costs)					
Other Transfers Out					
All Other Transfers Out to All Others		7299	0.00	0.00	0.0%
Debt Service					
Debt Service - Interest		7438	0.00	0.00	0.0%
Other Debt Service - Principal		7439	0.00	0.00	0.0%
TOTAL, OTHER OUTGO (excluding Transfers of Indirect Costs)			0.00	0.00	0.0%
TOTAL, EXPENDITURES			40,750.00	0.00	-100.0%
INTERFUND TRANSFERS					
INTERFUND TRANSFERS IN					
Other Authorized Interfund Transfers In		8919	0.00	0.00	0.0%
(a) TOTAL, INTERFUND TRANSFERS IN			0.00	0.00	0.0%
INTERFUND TRANSFERS OUT					
To: State School Building Fund/County School Facilities Fund		7613	0.00	0.00	0.0%
Other Authorized Interfund Transfers Out		7619	0.00	0.00	0.0%
(b) TOTAL, INTERFUND TRANSFERS OUT			0.00	0.00	0.0%

Description	Resource Codes	Object Codes	2025-26 Estimated Actuals	2026-27 Budget	Percent Difference
OTHER SOURCES/USES					
SOURCES					
Proceeds					
Proceeds from Disposal of Capital Assets		8953	0.00	0.00	0.0%
Other Sources					
Transfers from Funds of Lapsed/Reorganized LEAs		8965	0.00	0.00	0.0%
Long-Term Debt Proceeds					
Proceeds from Certificates of Participation		8971	0.00	0.00	0.0%
Proceeds from Leases		8972	0.00	0.00	0.0%
Proceeds from Lease Revenue Bonds		8973	0.00	0.00	0.0%
Proceeds from SBITAs		8974	0.00	0.00	0.0%
All Other Financing Sources		8979	0.00	0.00	0.0%
(c) TOTAL, SOURCES			0.00	0.00	0.0%
USES					
Transfers of Funds from Lapsed/Reorganized LEAs		7651	0.00	0.00	0.0%
All Other Financing Uses		7699	0.00	0.00	0.0%
(d) TOTAL, USES			0.00	0.00	0.0%
CONTRIBUTIONS					
Contributions from Unrestricted Revenues		8980	0.00	0.00	0.0%
Contributions from Restricted Revenues		8990	0.00	0.00	0.0%
(e) TOTAL, CONTRIBUTIONS			0.00	0.00	0.0%
TOTAL, OTHER FINANCING SOURCES/USES (a - b + c - d + e)			0.00	0.00	0.0%

Description	Function Codes	Object Codes	2025-26 Estimated Actuals	2026-27 Budget	Percent Difference
A. REVENUES					
1) LCFF Sources		8010-8099	0.00	0.00	0.0%
2) Federal Revenue		8100-8299	0.00	0.00	0.0%
3) Other State Revenue		8300-8599	0.00	0.00	0.0%
4) Other Local Revenue		8600-8799	43,042.81	0.00	-100.0%
5) TOTAL, REVENUES			43,042.81	0.00	-100.0%
B. EXPENDITURES (Objects 1000-7999)					
1) Instruction	1000-1999		0.00	0.00	0.0%
2) Instruction - Related Services	2000-2999		0.00	0.00	0.0%
3) Pupil Services	3000-3999		0.00	0.00	0.0%
4) Ancillary Services	4000-4999		0.00	0.00	0.0%
5) Community Services	5000-5999		0.00	0.00	0.0%
6) Enterprise	6000-6999		0.00	0.00	0.0%
7) General Administration	7000-7999		0.00	0.00	0.0%
8) Plant Services	8000-8999		40,750.00	0.00	-100.0%
9) Other Outgo	9000-9999	Except 7600-7699	0.00	0.00	0.0%
10) TOTAL, EXPENDITURES			40,750.00	0.00	-100.0%
C. EXCESS (DEFICIENCY) OF REVENUES OVER EXPENDITURES BEFORE OTHER FINANCING SOURCES AND USES (A5 -B10)			2,292.81	0.00	-100.0%
D. OTHER FINANCING SOURCES/USES					
1) Interfund Transfers					
a) Transfers In		8900-8929	0.00	0.00	0.0%
b) Transfers Out		7600-7629	0.00	0.00	0.0%
2) Other Sources/Uses					
a) Sources		8930-8979	0.00	0.00	0.0%
b) Uses		7630-7699	0.00	0.00	0.0%
3) Contributions		8980-8999	0.00	0.00	0.0%
4) TOTAL, OTHER FINANCING SOURCES/USES			0.00	0.00	0.0%
E. NET INCREASE (DECREASE) IN FUND BALANCE (C + D4)			2,292.81	0.00	-100.0%
F. FUND BALANCE, RESERVES					
1) Beginning Fund Balance					
a) As of July 1 - Unaudited		9791	302,947.84	305,240.65	0.8%
b) Audit Adjustments		9793	0.00	0.00	0.0%
c) As of July 1 - Audited (F1a + F1b)			302,947.84	305,240.65	0.8%
d) Other Restatements		9795	0.00	0.00	0.0%
e) Adjusted Beginning Balance (F1c + F1d)			302,947.84	305,240.65	0.8%
2) Ending Balance, June 30 (E + F1e)			305,240.65	305,240.65	0.0%
Components of Ending Fund Balance					
a) Nonspendable					
Revolving Cash		9711	0.00	0.00	0.0%
Stores		9712	0.00	0.00	0.0%
Prepaid Items		9713	0.00	0.00	0.0%
All Others		9719	0.00	0.00	0.0%
b) Restricted		9740	218,315.74	218,315.74	0.0%
c) Committed					
Stabilization Arrangements		9750	0.00	0.00	0.0%
Other Commitments (by Resource/Object)		9760	86,924.91	86,924.91	0.0%
d) Assigned					
Other Assignments (by Resource/Object)		9780	0.00	0.00	0.0%
e) Unassigned/Unappropriated					
Reserve for Economic Uncertainties		9789	0.00	0.00	0.0%
Unassigned/Unappropriated Amount		9790	0.00	0.00	0.0%

Resource	Description	2025-26 Estimated Actuals	2026-27 Budget
9010	Other Restricted Local	218,315.74	218,315.74
Total, Restricted Balance		218,315.74	218,315.74

Description	Resource Codes	Object Codes	2025-26 Estimated Actuals	2026-27 Budget	Percent Difference
A. REVENUES					
1) LCFF Sources		8010-8099	0.00	0.00	0.0%
2) Federal Revenue		8100-8299	0.00	0.00	0.0%
3) Other State Revenue		8300-8599	0.00	0.00	0.0%
4) Other Local Revenue		8600-8799	20.95	0.00	-100.0%
5) TOTAL, REVENUES			20.95	0.00	-100.0%
B. EXPENDITURES					
1) Certificated Salaries		1000-1999	0.00	0.00	0.0%
2) Classified Salaries		2000-2999	0.00	0.00	0.0%
3) Employee Benefits		3000-3999	0.00	0.00	0.0%
4) Books and Supplies		4000-4999	0.00	0.00	0.0%
5) Services and Other Operating Expenditures		5000-5999	0.00	0.00	0.0%
6) Capital Outlay		6000-6999	0.00	0.00	0.0%
7) Other Outgo (excluding Transfers of Indirect Costs)		7100-7299, 7400-7499	0.00	0.00	0.0%
8) Other Outgo - Transfers of Indirect Costs		7300-7399	0.00	0.00	0.0%
9) TOTAL, EXPENDITURES			0.00	0.00	0.0%
C. EXCESS (DEFICIENCY) OF REVENUES OVER EXPENDITURES BEFORE OTHER FINANCING SOURCES AND USES (A5 - B9)			20.95	0.00	-100.0%
D. OTHER FINANCING SOURCES/USES					
1) Interfund Transfers					
a) Transfers In		8900-8929	0.00	0.00	0.0%
b) Transfers Out		7600-7629	0.00	0.00	0.0%
2) Other Sources/Uses					
a) Sources		8930-8979	0.00	0.00	0.0%
b) Uses		7630-7699	0.00	0.00	0.0%
3) Contributions		8980-8999	0.00	0.00	0.0%
4) TOTAL, OTHER FINANCING SOURCES/USES			0.00	0.00	0.0%
E. NET INCREASE (DECREASE) IN FUND BALANCE (C + D4)			20.95	0.00	-100.0%
F. FUND BALANCE, RESERVES					
1) Beginning Fund Balance					
a) As of July 1 - Unaudited		9791	1,226.33	1,247.28	1.7%
b) Audit Adjustments		9793	0.00	0.00	0.0%
c) As of July 1 - Audited (F1a + F1b)			1,226.33	1,247.28	1.7%
d) Other Restatements		9795	0.00	0.00	0.0%
e) Adjusted Beginning Balance (F1c + F1d)			1,226.33	1,247.28	1.7%
2) Ending Balance, June 30 (E + F1e)			1,247.28	1,247.28	0.0%
Components of Ending Fund Balance					
a) Nonspendable					
Revolving Cash		9711	0.00	0.00	0.0%
Stores		9712	0.00	0.00	0.0%
Prepaid Items		9713	0.00	0.00	0.0%
All Others		9719	0.00	0.00	0.0%
b) Restricted		9740	0.00	0.00	0.0%
c) Committed					
Stabilization Arrangements		9750	0.00	0.00	0.0%
Other Commitments		9760	1,247.28	1,247.28	0.0%
d) Assigned					
Other Assignments		9780	0.00	0.00	0.0%
e) Unassigned/Unappropriated					
Reserve for Economic Uncertainties		9789	0.00	0.00	0.0%
Unassigned/Unappropriated Amount		9790	0.00	0.00	0.0%
G. ASSETS					
1) Cash					
a) In County Treasury		9110	1,278.52		
1) Fair Value Adjustment to Cash in County Treasury		9111	(32.76)		
b) In Banks		9120	0.00		
c) In Revolving Cash Account		9130	0.00		
d) with Fiscal Agent/Trustee		9135	0.00		
e) Collections Awaiting Deposit		9140	0.00		

Description	Resource Codes	Object Codes	2025-26 Estimated Actuals	2026-27 Budget	Percent Difference
2) Investments		9150	.71		
3) Accounts Receivable		9200	0.00		
4) Due from Grantor Government		9290	0.00		
5) Due from Other Funds		9310	0.00		
6) Stores		9320	0.00		
7) Prepaid Expenditures		9330	0.00		
8) Other Current Assets		9340	0.00		
9) Lease Receivable		9380	0.00		
10) TOTAL, ASSETS			1,246.47		
H. DEFERRED OUTFLOWS OF RESOURCES					
1) Deferred Outflows of Resources		9490	0.00		
2) TOTAL, DEFERRED OUTFLOWS			0.00		
I. LIABILITIES					
1) Accounts Payable		9500	0.00		
2) Due to Grantor Governments		9590	0.00		
3) Due to Other Funds		9610	0.00		
4) Current Loans		9640	0.00		
5) Unearned Revenue		9650	0.00		
6) TOTAL, LIABILITIES			0.00		
J. DEFERRED INFLOWS OF RESOURCES					
1) Deferred Inflows of Resources		9690	0.00		
2) TOTAL, DEFERRED INFLOWS			0.00		
K. FUND EQUITY					
Ending Fund Balance, June 30 (G10 + H2) - (I6 + J2)			1,246.47		
FEDERAL REVENUE					
All Other Federal Revenue		8290	0.00	0.00	0.0%
TOTAL, FEDERAL REVENUE			0.00	0.00	0.0%
OTHER STATE REVENUE					
School Facilities Apportionments		8545	0.00	0.00	0.0%
Pass-Through Revenues from State Sources		8587	0.00	0.00	0.0%
All Other State Revenue		8590	0.00	0.00	0.0%
TOTAL, OTHER STATE REVENUE			0.00	0.00	0.0%
OTHER LOCAL REVENUE					
Other Local Revenue					
Sales					
Sale of Equipment/Supplies		8631	0.00	0.00	0.0%
Leases and Rentals		8650	0.00	0.00	0.0%
Interest		8660	20.95	0.00	-100.0%
Net Increase (Decrease) in the Fair Value of Investments		8662	0.00	0.00	0.0%
Other Local Revenue					
All Other Local Revenue		8699	0.00	0.00	0.0%
All Other Transfers In from All Others		8799	0.00	0.00	0.0%
TOTAL, OTHER LOCAL REVENUE			20.95	0.00	-100.0%
TOTAL, REVENUES			20.95	0.00	-100.0%
CLASSIFIED SALARIES					
Classified Support Salaries		2200	0.00	0.00	0.0%
Classified Supervisors' and Administrators' Salaries		2300	0.00	0.00	0.0%
Clerical, Technical and Office Salaries		2400	0.00	0.00	0.0%
Other Classified Salaries		2900	0.00	0.00	0.0%
TOTAL, CLASSIFIED SALARIES			0.00	0.00	0.0%
EMPLOYEE BENEFITS					
STRS		3101-3102	0.00	0.00	0.0%
PERS		3201-3202	0.00	0.00	0.0%
OASDI/Medicare/Alternative		3301-3302	0.00	0.00	0.0%
Health and Welfare Benefits		3401-3402	0.00	0.00	0.0%
Unemployment Insurance		3501-3502	0.00	0.00	0.0%
Workers' Compensation		3601-3602	0.00	0.00	0.0%
OPEB, Allocated		3701-3702	0.00	0.00	0.0%
OPEB, Active Employees		3751-3752	0.00	0.00	0.0%

Description	Resource Codes	Object Codes	2025-26 Estimated Actuals	2026-27 Budget	Percent Difference
Other Employee Benefits		3901-3902	0.00	0.00	0.0%
TOTAL, EMPLOYEE BENEFITS			0.00	0.00	0.0%
BOOKS AND SUPPLIES					
Books and Other Reference Materials		4200	0.00	0.00	0.0%
Materials and Supplies		4300	0.00	0.00	0.0%
Noncapitalized Equipment		4400	0.00	0.00	0.0%
TOTAL, BOOKS AND SUPPLIES			0.00	0.00	0.0%
SERVICES AND OTHER OPERATING EXPENDITURES					
Subagreements for Services		5100	0.00	0.00	0.0%
Travel and Conferences		5200	0.00	0.00	0.0%
Insurance		5400-5450	0.00	0.00	0.0%
Operations and Housekeeping Services		5500	0.00	0.00	0.0%
Rentals, Leases, Repairs, and Noncapitalized Improvements		5600	0.00	0.00	0.0%
Transfers of Direct Costs		5710	0.00	0.00	0.0%
Transfers of Direct Costs - Interfund		5750	0.00	0.00	0.0%
Professional/Consulting Services and Operating Expenditures		5800	0.00	0.00	0.0%
Communications		5900	0.00	0.00	0.0%
TOTAL, SERVICES AND OTHER OPERATING EXPENDITURES			0.00	0.00	0.0%
CAPITAL OUTLAY					
Land		6100	0.00	0.00	0.0%
Land Improvements		6170	0.00	0.00	0.0%
Buildings and Improvements of Buildings		6200	0.00	0.00	0.0%
Books and Media for New School Libraries or Major Expansion of School Libraries		6300	0.00	0.00	0.0%
Equipment		6400	0.00	0.00	0.0%
Equipment Replacement		6500	0.00	0.00	0.0%
Lease Assets		6600	0.00	0.00	0.0%
Subscription Assets		6700	0.00	0.00	0.0%
TOTAL, CAPITAL OUTLAY			0.00	0.00	0.0%
OTHER OUTGO (excluding Transfers of Indirect Costs)					
Other Transfers Out					
Transfers of Pass-Through Revenues					
To Districts or Charter Schools		7211	0.00	0.00	0.0%
To County Offices		7212	0.00	0.00	0.0%
To JPAs		7213	0.00	0.00	0.0%
All Other Transfers Out to All Others		7299	0.00	0.00	0.0%
Debt Service					
Debt Service - Interest		7438	0.00	0.00	0.0%
Other Debt Service - Principal		7439	0.00	0.00	0.0%
TOTAL, OTHER OUTGO (excluding Transfers of Indirect Costs)			0.00	0.00	0.0%
TOTAL, EXPENDITURES			0.00	0.00	0.0%
INTERFUND TRANSFERS					
INTERFUND TRANSFERS IN					
To: State School Building Fund/County School Facilities Fund From: All Other Funds		8913	0.00	0.00	0.0%
Other Authorized Interfund Transfers In		8919	0.00	0.00	0.0%
(a) TOTAL, INTERFUND TRANSFERS IN			0.00	0.00	0.0%
INTERFUND TRANSFERS OUT					
To: State School Building Fund/County School Facilities Fund		7613	0.00	0.00	0.0%
Other Authorized Interfund Transfers Out		7619	0.00	0.00	0.0%
(b) TOTAL, INTERFUND TRANSFERS OUT			0.00	0.00	0.0%
OTHER SOURCES/USES					
SOURCES					
Proceeds					
Proceeds from Disposal of Capital Assets		8953	0.00	0.00	0.0%
Other Sources					
Transfers from Funds of Lapsed/Reorganized LEAs		8965	0.00	0.00	0.0%
Long-Term Debt Proceeds					
Proceeds from Certificates of Participation		8971	0.00	0.00	0.0%
Proceeds from Leases		8972	0.00	0.00	0.0%
Proceeds from Lease Revenue Bonds		8973	0.00	0.00	0.0%
Proceeds from SBITAs		8974	0.00	0.00	0.0%

Description	Resource Codes	Object Codes	2025-26 Estimated Actuals	2026-27 Budget	Percent Difference
All Other Financing Sources		8979	0.00	0.00	0.0%
(c) TOTAL, SOURCES			0.00	0.00	0.0%
USES					
Transfers of Funds from Lapsed/Reorganized LEAs		7651	0.00	0.00	0.0%
(d) TOTAL, USES			0.00	0.00	0.0%
CONTRIBUTIONS					
Contributions from Unrestricted Revenues		8980	0.00	0.00	0.0%
Contributions from Restricted Revenues		8990	0.00	0.00	0.0%
(e) TOTAL, CONTRIBUTIONS			0.00	0.00	0.0%
TOTAL, OTHER FINANCING SOURCES/USES (a - b + c - d + e)			0.00	0.00	0.0%

Description	Function Codes	Object Codes	2025-26 Estimated Actuals	2026-27 Budget	Percent Difference
A. REVENUES					
1) LCFF Sources		8010-8099	0.00	0.00	0.0%
2) Federal Revenue		8100-8299	0.00	0.00	0.0%
3) Other State Revenue		8300-8599	0.00	0.00	0.0%
4) Other Local Revenue		8600-8799	20.95	0.00	-100.0%
5) TOTAL, REVENUES			20.95	0.00	-100.0%
B. EXPENDITURES (Objects 1000-7999)					
1) Instruction	1000-1999		0.00	0.00	0.0%
2) Instruction - Related Services	2000-2999		0.00	0.00	0.0%
3) Pupil Services	3000-3999		0.00	0.00	0.0%
4) Ancillary Services	4000-4999		0.00	0.00	0.0%
5) Community Services	5000-5999		0.00	0.00	0.0%
6) Enterprise	6000-6999		0.00	0.00	0.0%
7) General Administration	7000-7999		0.00	0.00	0.0%
8) Plant Services	8000-8999		0.00	0.00	0.0%
9) Other Outgo	9000-9999	Except 7600-7699	0.00	0.00	0.0%
10) TOTAL, EXPENDITURES			0.00	0.00	0.0%
C. EXCESS (DEFICIENCY) OF REVENUES OVER EXPENDITURES BEFORE OTHER FINANCING SOURCES AND USES (A5 -B10)			20.95	0.00	-100.0%
D. OTHER FINANCING SOURCES/USES					
1) Interfund Transfers					
a) Transfers In		8900-8929	0.00	0.00	0.0%
b) Transfers Out		7600-7629	0.00	0.00	0.0%
2) Other Sources/Uses					
a) Sources		8930-8979	0.00	0.00	0.0%
b) Uses		7630-7699	0.00	0.00	0.0%
3) Contributions		8980-8999	0.00	0.00	0.0%
4) TOTAL, OTHER FINANCING SOURCES/USES			0.00	0.00	0.0%
E. NET INCREASE (DECREASE) IN FUND BALANCE (C + D4)			20.95	0.00	-100.0%
F. FUND BALANCE, RESERVES					
1) Beginning Fund Balance					
a) As of July 1 - Unaudited		9791	1,226.33	1,247.28	1.7%
b) Audit Adjustments		9793	0.00	0.00	0.0%
c) As of July 1 - Audited (F1a + F1b)			1,226.33	1,247.28	1.7%
d) Other Restatements		9795	0.00	0.00	0.0%
e) Adjusted Beginning Balance (F1c + F1d)			1,226.33	1,247.28	1.7%
2) Ending Balance, June 30 (E + F1e)			1,247.28	1,247.28	0.0%
Components of Ending Fund Balance					
a) Nonspendable					
Revolving Cash		9711	0.00	0.00	0.0%
Stores		9712	0.00	0.00	0.0%
Prepaid Items		9713	0.00	0.00	0.0%
All Others		9719	0.00	0.00	0.0%
b) Restricted		9740	0.00	0.00	0.0%
c) Committed					
Stabilization Arrangements		9750	0.00	0.00	0.0%
Other Commitments (by Resource/Object)		9760	1,247.28	1,247.28	0.0%
d) Assigned					
Other Assignments (by Resource/Object)		9780	0.00	0.00	0.0%
e) Unassigned/Unappropriated					
Reserve for Economic Uncertainties		9789	0.00	0.00	0.0%
Unassigned/Unappropriated Amount		9790	0.00	0.00	0.0%

Resource	Description	2025-26 Estimated Actuals	2026-27 Budget
Total, Restricted Balance		0.00	0.00

Description	Resource Codes	Object Codes	2025-26 Estimated Actuals	2026-27 Budget	Percent Difference
A. REVENUES					
1) LCFF Sources		8010-8099	0.00	0.00	0.0%
2) Federal Revenue		8100-8299	0.00	0.00	0.0%
3) Other State Revenue		8300-8599	0.00	0.00	0.0%
4) Other Local Revenue		8600-8799	62.01	0.00	-100.0%
5) TOTAL, REVENUES			62.01	0.00	-100.0%
B. EXPENDITURES					
1) Certificated Salaries		1000-1999	0.00	0.00	0.0%
2) Classified Salaries		2000-2999	0.00	0.00	0.0%
3) Employee Benefits		3000-3999	0.00	0.00	0.0%
4) Books and Supplies		4000-4999	0.00	0.00	0.0%
5) Services and Other Operating Expenditures		5000-5999	0.00	0.00	0.0%
6) Capital Outlay		6000-6999	0.00	0.00	0.0%
7) Other Outgo (excluding Transfers of Indirect Costs)		7100-7299, 7400-7499	0.00	0.00	0.0%
8) Other Outgo - Transfers of Indirect Costs		7300-7399	0.00	0.00	0.0%
9) TOTAL, EXPENDITURES			0.00	0.00	0.0%
C. EXCESS (DEFICIENCY) OF REVENUES OVER EXPENDITURES BEFORE OTHER FINANCING SOURCES AND USES (A5 - B9)			62.01	0.00	-100.0%
D. OTHER FINANCING SOURCES/USES					
1) Interfund Transfers					
a) Transfers In		8900-8929	0.00	0.00	0.0%
b) Transfers Out		7600-7629	0.00	0.00	0.0%
2) Other Sources/Uses					
a) Sources		8930-8979	0.00	0.00	0.0%
b) Uses		7630-7699	0.00	0.00	0.0%
3) Contributions		8980-8999	0.00	0.00	0.0%
4) TOTAL, OTHER FINANCING SOURCES/USES			0.00	0.00	0.0%
E. NET INCREASE (DECREASE) IN FUND BALANCE (C + D4)			62.01	0.00	-100.0%
F. FUND BALANCE, RESERVES					
1) Beginning Fund Balance					
a) As of July 1 - Unaudited		9791	7,596.75	7,658.76	0.8%
b) Audit Adjustments		9793	0.00	0.00	0.0%
c) As of July 1 - Audited (F1a + F1b)			7,596.75	7,658.76	0.8%
d) Other Restatements		9795	0.00	0.00	0.0%
e) Adjusted Beginning Balance (F1c + F1d)			7,596.75	7,658.76	0.8%
2) Ending Balance, June 30 (E + F1e)			7,658.76	7,658.76	0.0%
Components of Ending Fund Balance					
a) Nonspendable					
Revolving Cash		9711	0.00	0.00	0.0%
Stores		9712	0.00	0.00	0.0%
Prepaid Items		9713	0.00	0.00	0.0%
All Others		9719	0.00	0.00	0.0%
b) Restricted		9740	0.00	0.00	0.0%
c) Committed					
Stabilization Arrangements		9750	0.00	0.00	0.0%
Other Commitments		9760	7,658.76	7,658.76	0.0%
d) Assigned					
Other Assignments		9780	0.00	0.00	0.0%
e) Unassigned/Unappropriated					
Reserve for Economic Uncertainties		9789	0.00	0.00	0.0%
Unassigned/Unappropriated Amount		9790	0.00	0.00	0.0%
G. ASSETS					
1) Cash					
a) in County Treasury		9110	3,784.47		
1) Fair Value Adjustment to Cash in County Treasury		9111	(96.97)		
b) in Banks		9120	3,157.45		
c) in Revolving Cash Account		9130	0.00		
d) with Fiscal Agent/Trustee		9135	0.00		
e) Collections Awaiting Deposit		9140	0.00		

Description	Resource Codes	Object Codes	2025-26 Estimated Actuals	2026-27 Budget	Percent Difference
2) Investments		9150	876.58		
3) Accounts Receivable		9200	0.00		
4) Due from Grantor Government		9290	0.00		
5) Due from Other Funds		9310	0.00		
6) Stores		9320	0.00		
7) Prepaid Expenditures		9330	0.00		
8) Other Current Assets		9340	0.00		
9) Lease Receivable		9380	0.00		
10) TOTAL, ASSETS			7,721.53		
H. DEFERRED OUTFLOWS OF RESOURCES					
1) Deferred Outflows of Resources		9490	0.00		
2) TOTAL, DEFERRED OUTFLOWS			0.00		
I. LIABILITIES					
1) Accounts Payable		9500	0.00		
2) Due to Grantor Governments		9590	0.00		
3) Due to Other Funds		9610	65.15		
4) Current Loans		9640	0.00		
5) Unearned Revenue		9650	0.00		
6) TOTAL, LIABILITIES			65.15		
J. DEFERRED INFLOWS OF RESOURCES					
1) Deferred Inflows of Resources		9690	0.00		
2) TOTAL, DEFERRED INFLOWS			0.00		
K. FUND EQUITY					
Ending Fund Balance, June 30 (G10 + H2) - (I6 + J2)			7,656.38		
FEDERAL REVENUE					
FEMA		8281	0.00	0.00	0.0%
All Other Federal Revenue		8290	0.00	0.00	0.0%
TOTAL, FEDERAL REVENUE			0.00	0.00	0.0%
OTHER STATE REVENUE					
Pass-Through Revenues from State Sources		8587	0.00	0.00	0.0%
California Clean Energy Jobs Act	6230	8590	0.00	0.00	0.0%
All Other State Revenue	All Other	8590	0.00	0.00	0.0%
TOTAL, OTHER STATE REVENUE			0.00	0.00	0.0%
OTHER LOCAL REVENUE					
Other Local Revenue					
Community Redevelopment Funds Not Subject to LCFF Deduction		8625	0.00	0.00	0.0%
Sales					
Sale of Equipment/Supplies		8631	0.00	0.00	0.0%
Leases and Rentals		8650	0.00	0.00	0.0%
Interest		8660	62.01	0.00	-100.0%
Net Increase (Decrease) in the Fair Value of Investments		8662	0.00	0.00	0.0%
Other Local Revenue					
All Other Local Revenue		8699	0.00	0.00	0.0%
All Other Transfers In from All Others		8799	0.00	0.00	0.0%
TOTAL, OTHER LOCAL REVENUE			62.01	0.00	-100.0%
TOTAL, REVENUES			62.01	0.00	-100.0%
CLASSIFIED SALARIES					
Classified Support Salaries		2200	0.00	0.00	0.0%
Classified Supervisors' and Administrators' Salaries		2300	0.00	0.00	0.0%
Clerical, Technical and Office Salaries		2400	0.00	0.00	0.0%
Other Classified Salaries		2900	0.00	0.00	0.0%
TOTAL, CLASSIFIED SALARIES			0.00	0.00	0.0%
EMPLOYEE BENEFITS					
STRS		3101-3102	0.00	0.00	0.0%
PERS		3201-3202	0.00	0.00	0.0%
OASDI/Medicare/Alternative		3301-3302	0.00	0.00	0.0%
Health and Welfare Benefits		3401-3402	0.00	0.00	0.0%
Unemployment Insurance		3501-3502	0.00	0.00	0.0%
Workers' Compensation		3601-3602	0.00	0.00	0.0%

Description	Resource Codes	Object Codes	2025-26 Estimated Actuals	2026-27 Budget	Percent Difference
OPEB, Allocated		3701-3702	0.00	0.00	0.0%
OPEB, Active Employees		3751-3752	0.00	0.00	0.0%
Other Employee Benefits		3901-3902	0.00	0.00	0.0%
TOTAL, EMPLOYEE BENEFITS			0.00	0.00	0.0%
BOOKS AND SUPPLIES					
Books and Other Reference Materials		4200	0.00	0.00	0.0%
Materials and Supplies		4300	0.00	0.00	0.0%
Noncapitalized Equipment		4400	0.00	0.00	0.0%
TOTAL, BOOKS AND SUPPLIES			0.00	0.00	0.0%
SERVICES AND OTHER OPERATING EXPENDITURES					
Subagreements for Services		5100	0.00	0.00	0.0%
Travel and Conferences		5200	0.00	0.00	0.0%
Insurance		5400-5450	0.00	0.00	0.0%
Operations and Housekeeping Services		5500	0.00	0.00	0.0%
Rentals, Leases, Repairs, and Noncapitalized Improvements		5600	0.00	0.00	0.0%
Transfers of Direct Costs		5710	0.00	0.00	0.0%
Transfers of Direct Costs - Interfund		5750	0.00	0.00	0.0%
Professional/Consulting Services and Operating Expenditures		5800	0.00	0.00	0.0%
Communications		5900	0.00	0.00	0.0%
TOTAL, SERVICES AND OTHER OPERATING EXPENDITURES			0.00	0.00	0.0%
CAPITAL OUTLAY					
Land		6100	0.00	0.00	0.0%
Land Improvements		6170	0.00	0.00	0.0%
Buildings and Improvements of Buildings		6200	0.00	0.00	0.0%
Books and Media for New School Libraries or Major Expansion of School Libraries		6300	0.00	0.00	0.0%
Equipment		6400	0.00	0.00	0.0%
Equipment Replacement		6500	0.00	0.00	0.0%
Lease Assets		6600	0.00	0.00	0.0%
Subscription Assets		6700	0.00	0.00	0.0%
TOTAL, CAPITAL OUTLAY			0.00	0.00	0.0%
OTHER OUTGO (excluding Transfers of Indirect Costs)					
Other Transfers Out					
Transfers of Pass-Through Revenues					
To Districts or Charter Schools		7211	0.00	0.00	0.0%
To County Offices		7212	0.00	0.00	0.0%
To JPAs		7213	0.00	0.00	0.0%
All Other Transfers Out to All Others		7299	0.00	0.00	0.0%
Debt Service					
Debt Service - Interest		7438	0.00	0.00	0.0%
Other Debt Service - Principal		7439	0.00	0.00	0.0%
TOTAL, OTHER OUTGO (excluding Transfers of Indirect Costs)			0.00	0.00	0.0%
TOTAL, EXPENDITURES			0.00	0.00	0.0%
INTERFUND TRANSFERS					
INTERFUND TRANSFERS IN					
From: General Fund/CSSF		8912	0.00	0.00	0.0%
Other Authorized Interfund Transfers In		8919	0.00	0.00	0.0%
(a) TOTAL, INTERFUND TRANSFERS IN			0.00	0.00	0.0%
INTERFUND TRANSFERS OUT					
To: General Fund/CSSF		7612	0.00	0.00	0.0%
To: State School Building Fund/County School Facilities Fund		7613	0.00	0.00	0.0%
Other Authorized Interfund Transfers Out		7619	0.00	0.00	0.0%
(b) TOTAL, INTERFUND TRANSFERS OUT			0.00	0.00	0.0%
OTHER SOURCES/USES					
SOURCES					
Proceeds					
Proceeds from Disposal of Capital Assets		8953	0.00	0.00	0.0%
Other Sources					
Transfers from Funds of Lapsed/Reorganized LEAs		8965	0.00	0.00	0.0%
Long-Term Debt Proceeds					
Proceeds from Certificates of Participation		8971	0.00	0.00	0.0%

Description	Resource Codes	Object Codes	2025-26 Estimated Actuals	2026-27 Budget	Percent Difference
Proceeds from Leases		8972	0.00	0.00	0.0%
Proceeds from Lease Revenue Bonds		8973	0.00	0.00	0.0%
Proceeds from SBITAs		8974	0.00	0.00	0.0%
All Other Financing Sources		8979	0.00	0.00	0.0%
(c) TOTAL, SOURCES			0.00	0.00	0.0%
USES					
Transfers of Funds from Lapsed/Reorganized LEAs		7651	0.00	0.00	0.0%
All Other Financing Uses		7699	0.00	0.00	0.0%
(d) TOTAL, USES			0.00	0.00	0.0%
CONTRIBUTIONS					
Contributions from Unrestricted Revenues		8980	0.00	0.00	0.0%
Contributions from Restricted Revenues		8990	0.00	0.00	0.0%
(e) TOTAL, CONTRIBUTIONS			0.00	0.00	0.0%
TOTAL, OTHER FINANCING SOURCES/USES (a - b + c - d + e)			0.00	0.00	0.0%

Description	Function Codes	Object Codes	2025-26 Estimated Actuals	2026-27 Budget	Percent Difference
A. REVENUES					
1) LCFF Sources		8010-8099	0.00	0.00	0.0%
2) Federal Revenue		8100-8299	0.00	0.00	0.0%
3) Other State Revenue		8300-8599	0.00	0.00	0.0%
4) Other Local Revenue		8600-8799	62.01	0.00	-100.0%
5) TOTAL, REVENUES			62.01	0.00	-100.0%
B. EXPENDITURES (Objects 1000-7999)					
1) Instruction	1000-1999		0.00	0.00	0.0%
2) Instruction - Related Services	2000-2999		0.00	0.00	0.0%
3) Pupil Services	3000-3999		0.00	0.00	0.0%
4) Ancillary Services	4000-4999		0.00	0.00	0.0%
5) Community Services	5000-5999		0.00	0.00	0.0%
6) Enterprise	6000-6999		0.00	0.00	0.0%
7) General Administration	7000-7999		0.00	0.00	0.0%
8) Plant Services	8000-8999		0.00	0.00	0.0%
9) Other Outgo	9000-9999	Except 7600-7699	0.00	0.00	0.0%
10) TOTAL, EXPENDITURES			0.00	0.00	0.0%
C. EXCESS (DEFICIENCY) OF REVENUES OVER EXPENDITURES BEFORE OTHER FINANCING SOURCES AND USES (A5 -B10)			62.01	0.00	-100.0%
D. OTHER FINANCING SOURCES/USES					
1) Interfund Transfers					
a) Transfers In		8900-8929	0.00	0.00	0.0%
b) Transfers Out		7600-7629	0.00	0.00	0.0%
2) Other Sources/Uses					
a) Sources		8930-8979	0.00	0.00	0.0%
b) Uses		7630-7699	0.00	0.00	0.0%
3) Contributions		8980-8999	0.00	0.00	0.0%
4) TOTAL, OTHER FINANCING SOURCES/USES			0.00	0.00	0.0%
E. NET INCREASE (DECREASE) IN FUND BALANCE (C + D4)			62.01	0.00	-100.0%
F. FUND BALANCE, RESERVES					
1) Beginning Fund Balance					
a) As of July 1 - Unaudited		9791	7,596.75	7,658.76	0.8%
b) Audit Adjustments		9793	0.00	0.00	0.0%
c) As of July 1 - Audited (F1a + F1b)			7,596.75	7,658.76	0.8%
d) Other Restatements		9795	0.00	0.00	0.0%
e) Adjusted Beginning Balance (F1c + F1d)			7,596.75	7,658.76	0.8%
2) Ending Balance, June 30 (E + F1e)			7,658.76	7,658.76	0.0%
Components of Ending Fund Balance					
a) Nonspendable					
Revolving Cash		9711	0.00	0.00	0.0%
Stores		9712	0.00	0.00	0.0%
Prepaid Items		9713	0.00	0.00	0.0%
All Others		9719	0.00	0.00	0.0%
b) Restricted		9740	0.00	0.00	0.0%
c) Committed					
Stabilization Arrangements		9750	0.00	0.00	0.0%
Other Commitments (by Resource/Object)		9760	7,658.76	7,658.76	0.0%
d) Assigned					
Other Assignments (by Resource/Object)		9780	0.00	0.00	0.0%
e) Unassigned/Unappropriated					
Reserve for Economic Uncertainties		9789	0.00	0.00	0.0%
Unassigned/Unappropriated Amount		9790	0.00	0.00	0.0%

Resource	Description	2025-26 Estimated Actuals	2026-27 Budget
Total, Restricted Balance		0.00	0.00

Description	Resource Codes	Object Codes	2025-26 Estimated Actuals	2026-27 Budget	Percent Difference
A. REVENUES					
1) LCFF Sources		8010-8099	0.00	0.00	0.0%
2) Federal Revenue		8100-8299	0.00	0.00	0.0%
3) Other State Revenue		8300-8599	0.00	0.00	0.0%
4) Other Local Revenue		8600-8799	161.95	0.00	-100.0%
5) TOTAL, REVENUES			161.95	0.00	-100.0%
B. EXPENSES					
1) Certificated Salaries		1000-1999	0.00	0.00	0.0%
2) Classified Salaries		2000-2999	0.00	0.00	0.0%
3) Employee Benefits		3000-3999	0.00	0.00	0.0%
4) Books and Supplies		4000-4999	0.00	0.00	0.0%
5) Services and Other Operating Expenses		5000-5999	0.00	0.00	0.0%
6) Depreciation and Amortization		6000-6999	0.00	0.00	0.0%
7) Other Outgo (excluding Transfers of Indirect Costs)		7100-7299, 7400-7499	0.00	0.00	0.0%
8) Other Outgo - Transfers of Indirect Costs		7300-7399	0.00	0.00	0.0%
9) TOTAL, EXPENSES			0.00	0.00	0.0%
C. EXCESS (DEFICIENCY) OF REVENUES OVER EXPENSES BEFORE OTHER FINANCING SOURCES AND USES (A5 - B9)			161.95	0.00	-100.0%
D. OTHER FINANCING SOURCES/USES					
1) Interfund Transfers					
a) Transfers In		8900-8929	0.00	0.00	0.0%
b) Transfers Out		7600-7629	0.00	0.00	0.0%
2) Other Sources/Uses					
a) Sources		8930-8979	0.00	0.00	0.0%
b) Uses		7630-7699	0.00	0.00	0.0%
3) Contributions		8980-8999	0.00	0.00	0.0%
4) TOTAL, OTHER FINANCING SOURCES/USES			0.00	0.00	0.0%
E. NET INCREASE (DECREASE) IN NET POSITION (C + D4)			161.95	0.00	-100.0%
F. NET POSITION					
1) Beginning Net Position					
a) As of July 1 - Unaudited		9791	203,586.39	203,748.34	0.1%
b) Audit Adjustments		9793	0.00	0.00	0.0%
c) As of July 1 - Audited (F1a + F1b)			203,586.39	203,748.34	0.1%
d) Other Restatements		9795	0.00	0.00	0.0%
e) Adjusted Beginning Net Position (F1c + F1d)			203,586.39	203,748.34	0.1%
2) Ending Net Position, June 30 (E + F1e)			203,748.34	203,748.34	0.0%
Components of Ending Net Position					
a) Net Investment in Capital Assets		9796	7,669.45	7,669.45	0.0%
b) Restricted Net Position		9797	0.00	0.00	0.0%
c) Unrestricted Net Position		9790	196,078.89	196,078.89	0.0%
G. ASSETS					
1) Cash					
a) in County Treasury		9110	0.00		
1) Fair Value Adjustment to Cash in County Treasury		9111	(253.28)		
b) in Banks		9120	0.00		
c) in Revolving Cash Account		9130	0.00		
d) with Fiscal Agent/Trustee		9135	0.00		
e) Collections Awaiting Deposit		9140	0.00		
2) Investments		9150	0.00		
3) Accounts Receivable		9200	0.00		
4) Due from Grantor Government		9290	0.00		
5) Due from Other Funds		9310	0.00		
6) Stores		9320	0.00		
7) Prepaid Expenditures		9330	0.00		
8) Other Current Assets		9340	0.00		
9) Lease Receivable		9380	0.00		
10) Fixed Assets					
a) Land		9410	5,000.00		
b) Land Improvements		9420	76,200.00		

Description	Resource Codes	Object Codes	2025-26 Estimated Actuals	2026-27 Budget	Percent Difference
c) Accumulated Depreciation - Land Improvements		9425	(58,638.00)		
d) Buildings		9430	1,322,012.00		
e) Accumulated Depreciation - Buildings		9435	(1,150,464.00)		
f) Equipment		9440	57,711.00		
g) Accumulated Depreciation - Equipment		9445	(57,710.00)		
h) Work in Progress		9450	0.00		
i) Lease Assets		9460	0.00		
j) Accumulated Amortization-Lease Assets		9465	0.00		
k) Subscription Assets		9470	0.00		
l) Accumulated Amortization-Subscription Assets		9475	0.00		
11) TOTAL, ASSETS			193,857.72		
H. DEFERRED OUTFLOWS OF RESOURCES					
1) Deferred Outflows of Resources		9490	0.00		
2) TOTAL, DEFERRED OUTFLOWS			0.00		
I. LIABILITIES					
1) Accounts Payable		9500	0.00		
2) Due to Grantor Governments		9590	0.00		
3) Due to Other Funds		9610	0.00		
4) Current Loans		9640			
5) Unearned Revenue		9650	0.00		
6) Long-Term Liabilities					
a) Subscription Liability		9660	0.00		
b) Net Pension Liability		9663	0.00		
c) Total/Net OPEB Liability		9664	0.00		
d) Compensated Absences		9665	0.00		
e) COPs Payable		9666	0.00		
f) Leases Payable		9667	0.00		
g) Lease Revenue Bonds Payable		9668	0.00		
h) Other General Long-Term Liabilities		9669	0.00		
7) TOTAL, LIABILITIES			0.00		
J. DEFERRED INFLOWS OF RESOURCES					
1) Deferred Inflows of Resources		9690	0.00		
2) TOTAL, DEFERRED INFLOWS			0.00		
K. NET POSITION					
Net Position, June 30 (G11 + H2) - (I7 + J2)			193,857.72		
OTHER STATE REVENUE					
STRS On-Behalf Pension Contributions	7690	8590	0.00	0.00	0.0%
All Other State Revenue	All Other	8590	0.00	0.00	0.0%
TOTAL, OTHER STATE REVENUE			0.00	0.00	0.0%
OTHER LOCAL REVENUE					
Other Local Revenue					
Sales					
All Other Sales		8639	0.00	0.00	0.0%
Leases and Rentals		8650	0.00	0.00	0.0%
Interest		8660	161.95	0.00	-100.0%
Net Increase (Decrease) in the Fair Value of Investments		8662	0.00	0.00	0.0%
Fees and Contracts					
All Other Fees and Contracts		8689	0.00	0.00	0.0%
Other Local Revenue					
All Other Local Revenue		8699	0.00	0.00	0.0%
TOTAL, OTHER LOCAL REVENUE			161.95	0.00	-100.0%
TOTAL, REVENUES			161.95	0.00	-100.0%
CERTIFICATED SALARIES					
Certificated Teachers' Salaries		1100	0.00	0.00	0.0%
Certificated Pupil Support Salaries		1200	0.00	0.00	0.0%
Certificated Supervisors' and Administrators' Salaries		1300	0.00	0.00	0.0%
Other Certificated Salaries		1900	0.00	0.00	0.0%
TOTAL, CERTIFICATED SALARIES			0.00	0.00	0.0%
CLASSIFIED SALARIES					

Description	Resource Codes	Object Codes	2025-26 Estimated Actuals	2026-27 Budget	Percent Difference
Classified Instructional Salaries		2100	0.00	0.00	0.0%
Classified Support Salaries		2200	0.00	0.00	0.0%
Classified Supervisors' and Administrators' Salaries		2300	0.00	0.00	0.0%
Clerical, Technical and Office Salaries		2400	0.00	0.00	0.0%
Other Classified Salaries		2900	0.00	0.00	0.0%
TOTAL, CLASSIFIED SALARIES			0.00	0.00	0.0%
EMPLOYEE BENEFITS					
STRS		3101-3102	0.00	0.00	0.0%
PERS		3201-3202	0.00	0.00	0.0%
OASDI/Medicare/Alternative		3301-3302	0.00	0.00	0.0%
Health and Welfare Benefits		3401-3402	0.00	0.00	0.0%
Unemployment Insurance		3501-3502	0.00	0.00	0.0%
Workers' Compensation		3601-3602	0.00	0.00	0.0%
OPEB, Allocated		3701-3702	0.00	0.00	0.0%
OPEB, Active Employees		3751-3752	0.00	0.00	0.0%
Other Employee Benefits		3901-3902	0.00	0.00	0.0%
TOTAL, EMPLOYEE BENEFITS			0.00	0.00	0.0%
BOOKS AND SUPPLIES					
Approved Textbooks and Core Curricula Materials		4100	0.00	0.00	0.0%
Books and Other Reference Materials		4200	0.00	0.00	0.0%
Materials and Supplies		4300	0.00	0.00	0.0%
Noncapitalized Equipment		4400	0.00	0.00	0.0%
Food		4700	0.00	0.00	0.0%
TOTAL, BOOKS AND SUPPLIES			0.00	0.00	0.0%
SERVICES AND OTHER OPERATING EXPENSES					
Subagreements for Services		5100	0.00	0.00	0.0%
Travel and Conferences		5200	0.00	0.00	0.0%
Dues and Memberships		5300	0.00	0.00	0.0%
Insurance		5400-5450	0.00	0.00	0.0%
Operations and Housekeeping Services		5500	0.00	0.00	0.0%
Rentals, Leases, Repairs, and Noncapitalized Improvements		5600	0.00	0.00	0.0%
Transfers of Direct Costs		5710	0.00	0.00	0.0%
Transfers of Direct Costs - Interfund		5750	0.00	0.00	0.0%
Professional/Consulting Services and Operating Expenditures		5800	0.00	0.00	0.0%
Communications		5900	0.00	0.00	0.0%
TOTAL, SERVICES AND OTHER OPERATING EXPENSES			0.00	0.00	0.0%
DEPRECIATION AND AMORTIZATION					
Depreciation Expense		6900	0.00	0.00	0.0%
Amortization Expense-Lease Assets		6910	0.00	0.00	0.0%
Amortization Expense-Subscription Assets		6920	0.00	0.00	0.0%
TOTAL, DEPRECIATION AND AMORTIZATION			0.00	0.00	0.0%
OTHER OUTGO (excluding Transfers of Indirect Costs)					
Other Transfers Out					
All Other Transfers Out to All Others		7299	0.00	0.00	0.0%
TOTAL, OTHER OUTGO (excluding Transfers of Indirect Costs)			0.00	0.00	0.0%
TOTAL, EXPENSES			0.00	0.00	0.0%
INTERFUND TRANSFERS					
INTERFUND TRANSFERS IN					
Other Authorized Interfund Transfers In		8919	0.00	0.00	0.0%
(a) TOTAL, INTERFUND TRANSFERS IN			0.00	0.00	0.0%
INTERFUND TRANSFERS OUT					
Other Authorized Interfund Transfers Out		7619	0.00	0.00	0.0%
(b) TOTAL, INTERFUND TRANSFERS OUT			0.00	0.00	0.0%
OTHER SOURCES/USES					
SOURCES					
Other Sources					
Transfers from Funds of Lapsed/Reorganized LEAs		8965	0.00	0.00	0.0%
(c) TOTAL, SOURCES			0.00	0.00	0.0%
USES					

Description	Resource Codes	Object Codes	2025-26 Estimated Actuals	2026-27 Budget	Percent Difference
Transfers of Funds from Lapsed/Reorganized LEAs		7651	0.00	0.00	0.0%
(d) TOTAL, USES			0.00	0.00	0.0%
CONTRIBUTIONS					
Contributions from Unrestricted Revenues		8980	0.00	0.00	0.0%
Contributions from Restricted Revenues		8990	0.00	0.00	0.0%
(e) TOTAL, CONTRIBUTIONS			0.00	0.00	0.0%
TOTAL, OTHER FINANCING SOURCES/USES					
(a - b + c - d + e)			0.00	0.00	0.0%

Description	Function Codes	Object Codes	2025-26 Estimated Actuals	2026-27 Budget	Percent Difference
A. REVENUES					
1) LCFF Sources		8010-8099	0.00	0.00	0.0%
2) Federal Revenue		8100-8299	0.00	0.00	0.0%
3) Other State Revenue		8300-8599	0.00	0.00	0.0%
4) Other Local Revenue		8600-8799	161.95	0.00	-100.0%
5) TOTAL, REVENUES			161.95	0.00	-100.0%
B. EXPENSES (Objects 1000-7999)					
1) Instruction	1000-1999		0.00	0.00	0.0%
2) Instruction - Related Services	2000-2999		0.00	0.00	0.0%
3) Pupil Services	3000-3999		0.00	0.00	0.0%
4) Ancillary Services	4000-4999		0.00	0.00	0.0%
5) Community Services	5000-5999		0.00	0.00	0.0%
6) Enterprise	6000-6999		0.00	0.00	0.0%
7) General Administration	7000-7999		0.00	0.00	0.0%
8) Plant Services	8000-8999		0.00	0.00	0.0%
9) Other Outgo	9000-9999	Except 7600-7699	0.00	0.00	0.0%
10) TOTAL, EXPENSES			0.00	0.00	0.0%
C. EXCESS (DEFICIENCY) OF REVENUES OVER EXPENSES BEFORE OTHER FINANCING SOURCES AND USES (A5 - B10)			161.95	0.00	-100.0%
D. OTHER FINANCING SOURCES/USES					
1) Interfund Transfers					
a) Transfers In		8900-8929	0.00	0.00	0.0%
b) Transfers Out		7600-7629	0.00	0.00	0.0%
2) Other Sources/Uses					
a) Sources		8930-8979	0.00	0.00	0.0%
b) Uses		7630-7699	0.00	0.00	0.0%
3) Contributions		8980-8999	0.00	0.00	0.0%
4) TOTAL, OTHER FINANCING SOURCES/USES			0.00	0.00	0.0%
E. NET INCREASE (DECREASE) IN NET POSITION (C + D4)			161.95	0.00	-100.0%
F. NET POSITION					
1) Beginning Net Position					
a) As of July 1 - Unaudited		9791	203,586.39	203,748.34	0.1%
b) Audit Adjustments		9793	0.00	0.00	0.0%
c) As of July 1 - Audited (F1a + F1b)			203,586.39	203,748.34	0.1%
d) Other Restatements		9795	0.00	0.00	0.0%
e) Adjusted Beginning Net Position (F1c + F1d)			203,586.39	203,748.34	0.1%
2) Ending Net Position, June 30 (E + F1e)			203,748.34	203,748.34	0.0%
Components of Ending Net Position					
a) Net Investment in Capital Assets		9796	7,669.45	7,669.45	0.0%
b) Restricted Net Position		9797	0.00	0.00	0.0%
c) Unrestricted Net Position		9790	196,078.89	196,078.89	0.0%

Resource	Description	2025-26 Estimated Actuals	2026-27 Budget
Total, Restricted Net Position		0.00	0.00

Description	Resource Codes	Object Codes	2025-26 Estimated Actuals	2026-27 Budget	Percent Difference
A. REVENUES					
1) LCFF Sources		8010-8099	0.00	0.00	0.0%
2) Federal Revenue		8100-8299	0.00	0.00	0.0%
3) Other State Revenue		8300-8599	0.00	0.00	0.0%
4) Other Local Revenue		8600-8799	24,000.00	0.00	-100.0%
5) TOTAL, REVENUES			24,000.00	0.00	-100.0%
B. EXPENSES					
1) Certificated Salaries		1000-1999	0.00	0.00	0.0%
2) Classified Salaries		2000-2999	0.00	0.00	0.0%
3) Employee Benefits		3000-3999	0.00	0.00	0.0%
4) Books and Supplies		4000-4999	0.00	0.00	0.0%
5) Services and Other Operating Expenses		5000-5999	0.00	0.00	0.0%
6) Depreciation and Amortization		6000-6999	0.00	0.00	0.0%
7) Other Outgo (excluding Transfers of Indirect Costs)		7100-7299, 7400-7499	0.00	0.00	0.0%
8) Other Outgo - Transfers of Indirect Costs		7300-7399	0.00	0.00	0.0%
9) TOTAL, EXPENSES			0.00	0.00	0.0%
C. EXCESS (DEFICIENCY) OF REVENUES OVER EXPENSES BEFORE OTHER FINANCING SOURCES AND USES (A5 - B9)			24,000.00	0.00	-100.0%
D. OTHER FINANCING SOURCES/USES					
1) Interfund Transfers					
a) Transfers In		8900-8929	0.00	0.00	0.0%
b) Transfers Out		7600-7629	0.00	0.00	0.0%
2) Other Sources/Uses					
a) Sources		8930-8979	0.00	0.00	0.0%
b) Uses		7630-7699	0.00	0.00	0.0%
3) Contributions		8980-8999	0.00	0.00	0.0%
4) TOTAL, OTHER FINANCING SOURCES/USES			0.00	0.00	0.0%
E. NET INCREASE (DECREASE) IN NET POSITION (C + D4)			24,000.00	0.00	-100.0%
F. NET POSITION					
1) Beginning Net Position					
a) As of July 1 - Unaudited		9791	3,105,450.98	3,129,450.98	0.8%
b) Audit Adjustments		9793	0.00	0.00	0.0%
c) As of July 1 - Audited (F1a + F1b)			3,105,450.98	3,129,450.98	0.8%
d) Other Restatements		9795	0.00	0.00	0.0%
e) Adjusted Beginning Net Position (F1c + F1d)			3,105,450.98	3,129,450.98	0.8%
2) Ending Net Position, June 30 (E + F1e)			3,129,450.98	3,129,450.98	0.0%
Components of Ending Net Position					
a) Net Investment in Capital Assets		9796	1,646,493.97	1,646,493.97	0.0%
b) Restricted Net Position		9797	0.00	0.00	0.0%
c) Unrestricted Net Position		9790	1,482,957.01	1,482,957.01	0.0%
G. ASSETS					
1) Cash					
a) in County Treasury		9110	0.00		
1) Fair Value Adjustment to Cash in County Treasury		9111	0.00		
b) in Banks		9120	0.00		
c) in Revolving Cash Account		9130	0.00		
d) with Fiscal Agent/Trustee		9135	3,105,450.98		
e) Collections Awaiting Deposit		9140	0.00		
2) Investments		9150	0.00		
3) Accounts Receivable		9200	0.00		
4) Due from Grantor Government		9290	0.00		
5) Due from Other Funds		9310	0.00		
6) Stores		9320	0.00		
7) Prepaid Expenditures		9330	0.00		
8) Other Current Assets		9340	0.00		
9) Lease Receivable		9380	0.00		
10) Fixed Assets		9400			
11) TOTAL, ASSETS			3,105,450.98		
H. DEFERRED OUTFLOWS OF RESOURCES					

Description	Resource Codes	Object Codes	2025-26 Estimated Actuals	2026-27 Budget	Percent Difference
1) Deferred Outflows of Resources		9490	0.00		
2) TOTAL, DEFERRED OUTFLOWS			0.00		
I. LIABILITIES					
1) Accounts Payable		9500	0.00		
2) Due to Grantor Governments		9590	0.00		
3) Due to Other Funds		9610	0.00		
4) Current Loans		9640			
5) Unearned Revenue		9650	0.00		
6) Long-Term Liabilities					
b) Net Pension Liability		9663	0.00		
c) Total/Net OPEB Liability		9664	0.00		
d) Compensated Absences		9665	0.00		
e) COPs Payable		9666	0.00		
f) Leases Payable		9667	0.00		
g) Lease Revenue Bonds Payable		9668	0.00		
h) Other General Long-Term Liabilities		9669	0.00		
7) TOTAL, LIABILITIES			0.00		
J. DEFERRED INFLOWS OF RESOURCES					
1) Deferred Inflows of Resources		9690	0.00		
2) TOTAL, DEFERRED INFLOWS			0.00		
K. NET POSITION					
Net Position, June 30 (G11 + H2) - (I7 + J2)			3,105,450.98		
OTHER LOCAL REVENUE					
Other Local Revenue					
Interest		8660	24,000.00	0.00	-100.0%
Net Increase (Decrease) in the Fair Value of Investments		8662	0.00	0.00	0.0%
Fees and Contracts					
In-District Premiums/					
Contributions		8674	0.00	0.00	0.0%
Other Local Revenue					
All Other Local Revenue		8699	0.00	0.00	0.0%
TOTAL, OTHER LOCAL REVENUE			24,000.00	0.00	-100.0%
TOTAL, REVENUES			24,000.00	0.00	-100.0%
SERVICES AND OTHER OPERATING EXPENSES					
Subagreements for Services		5100	0.00	0.00	0.0%
Professional/Consulting Services and					
Operating Expenditures		5800	0.00	0.00	0.0%
TOTAL, SERVICES AND OTHER OPERATING EXPENSES			0.00	0.00	0.0%
TOTAL, EXPENSES			0.00	0.00	0.0%
INTERFUND TRANSFERS					
INTERFUND TRANSFERS IN					
Other Authorized Interfund Transfers In		8919	0.00	0.00	0.0%
(a) TOTAL, INTERFUND TRANSFERS IN			0.00	0.00	0.0%
OTHER SOURCES/USES					
SOURCES					
Other Sources					
Transfers from Funds of Lapsed/Reorganized LEAs		8965	0.00	0.00	0.0%
All Other Financing Sources		8979	0.00	0.00	0.0%
(c) TOTAL, SOURCES			0.00	0.00	0.0%
USES					
Transfers of Funds from Lapsed/Reorganized LEAs		7651	0.00	0.00	0.0%
(d) TOTAL, USES			0.00	0.00	0.0%
CONTRIBUTIONS					
Contributions from Unrestricted Revenues		8980	0.00	0.00	0.0%
Contributions from Restricted Revenues		8990	0.00	0.00	0.0%
(e) TOTAL, CONTRIBUTIONS			0.00	0.00	0.0%
TOTAL, OTHER FINANCING SOURCES/USES					
(a + c - d + e)			0.00	0.00	0.0%

Description	Function Codes	Object Codes	2025-26 Estimated Actuals	2026-27 Budget	Percent Difference
A. REVENUES					
1) LCFF Sources		8010-8099	0.00	0.00	0.0%
2) Federal Revenue		8100-8299	0.00	0.00	0.0%
3) Other State Revenue		8300-8599	0.00	0.00	0.0%
4) Other Local Revenue		8600-8799	24,000.00	0.00	-100.0%
5) TOTAL, REVENUES			24,000.00	0.00	-100.0%
B. EXPENSES (Objects 1000-7999)					
1) Instruction	1000-1999		0.00	0.00	0.0%
2) Instruction - Related Services	2000-2999		0.00	0.00	0.0%
3) Pupil Services	3000-3999		0.00	0.00	0.0%
4) Ancillary Services	4000-4999		0.00	0.00	0.0%
5) Community Services	5000-5999		0.00	0.00	0.0%
6) Enterprise	6000-6999		0.00	0.00	0.0%
7) General Administration	7000-7999		0.00	0.00	0.0%
8) Plant Services	8000-8999		0.00	0.00	0.0%
9) Other Outgo	9000-9999	Except 7600-7699	0.00	0.00	0.0%
10) TOTAL, EXPENSES			0.00	0.00	0.0%
C. EXCESS (DEFICIENCY) OF REVENUES OVER EXPENSES BEFORE OTHER FINANCING SOURCES AND USES (A5 - B10)			24,000.00	0.00	-100.0%
D. OTHER FINANCING SOURCES/USES					
1) Interfund Transfers					
a) Transfers In		8900-8929	0.00	0.00	0.0%
b) Transfers Out		7600-7629	0.00	0.00	0.0%
2) Other Sources/Uses					
a) Sources		8930-8979	0.00	0.00	0.0%
b) Uses		7630-7699	0.00	0.00	0.0%
3) Contributions		8980-8999	0.00	0.00	0.0%
4) TOTAL, OTHER FINANCING SOURCES/USES			0.00	0.00	0.0%
E. NET INCREASE (DECREASE) IN NET POSITION (C + D4)			24,000.00	0.00	-100.0%
F. NET POSITION					
1) Beginning Net Position					
a) As of July 1 - Unaudited		9791	3,105,450.98	3,129,450.98	0.8%
b) Audit Adjustments		9793	0.00	0.00	0.0%
c) As of July 1 - Audited (F1a + F1b)			3,105,450.98	3,129,450.98	0.8%
d) Other Restatements		9795	0.00	0.00	0.0%
e) Adjusted Beginning Net Position (F1c + F1d)			3,105,450.98	3,129,450.98	0.8%
2) Ending Net Position, June 30 (E + F1e)			3,129,450.98	3,129,450.98	0.0%
Components of Ending Net Position					
a) Net Investment in Capital Assets		9796	1,646,493.97	1,646,493.97	0.0%
b) Restricted Net Position		9797	0.00	0.00	0.0%
c) Unrestricted Net Position		9790	1,482,957.01	1,482,957.01	0.0%

Resource	Description	2025-26 Estimated Actuals	2026-27 Budget
Total, Restricted Net Position		0.00	0.00

Description	Resource Codes	Object Codes	2025-26 Estimated Actuals	2026-27 Budget	Percent Difference
A. ADDITIONS					
1) Other Local Revenue		8600-8799	0.00	0.00	0.0%
2) Funds Collected for Others		8800	0.00	0.00	0.0%
3) TOTAL, ADDITIONS			0.00	0.00	0.0%
B. DEDUCTIONS					
1) Services and Other Operating Expenditures		5000-5999	0.00	0.00	0.0%
2) Funds Distributed for Others		7500	0.00	0.00	0.0%
3) TOTAL, DEDUCTIONS			0.00	0.00	0.0%
C. NET INCREASE (DECREASE) IN NET POSITION (A3 - B3)			0.00	0.00	0.0%
D. NET POSITION					
1) Beginning Net Position					
a) As of July 1 - Unaudited		9791	0.00	0.00	0.0%
b) Audit Adjustments		9793	0.00	0.00	0.0%
c) As of July 1 - Audited (D1a + D1b)			0.00	0.00	0.0%
d) Other Restatements		9795	0.00	0.00	0.0%
e) Adjusted Beginning Net Position (D1c + D1d)			0.00	0.00	0.0%
2) Ending Net Position, June 30 (C + D1e)			0.00	0.00	0.0%
Components of Ending Net Position					
a) Net Investment in Capital Assets		9796	0.00	0.00	0.0%
b) Restricted Net Position		9797	0.00	0.00	0.0%
c) Unrestricted Net Position		9790	0.00	0.00	0.0%

Description	Resource Codes	Object Codes	2025-26 Estimated Actuals	2026-27 Budget	Percent Difference
E. ASSETS					
1) Cash					
a) in County Treasury		9110	(17,131,308.30)		
1) Fair Value Adjustment to Cash in County Treasury		9111	0.00		
b) in Banks		9120	0.00		
c) Collections Awaiting Deposit		9140	0.00		
2) Investments		9150	0.00		
3) Accounts Receivable		9200	0.00		
4) Due from Other Funds		9310	**0.00**		
5) Other Current Assets		9340	0.00		
6) TOTAL, ASSETS			(17,131,308.30)		
F. DEFERRED OUTFLOWS OF RESOURCES					
1) Deferred Outflows of Resources		9490	0.00		
2) TOTAL, DEFERRED OUTFLOWS			0.00		
G. LIABILITIES					
1) Accounts Payable		9500	0.00		
2) Due to Other Funds		9610	**0.00**		
3) Due to Student Groups/Other Agencies		9620	(17,131,308.30)		
4) TOTAL, LIABILITIES			(17,131,308.30)		
H. DEFERRED INFLOWS OF RESOURCES					
1) Deferred Inflows of Resources		9690	0.00		
2) TOTAL, DEFERRED INFLOWS			0.00		
I. NET POSITION					
Net Position, June 30 (E6 + F2) - (G4 + H2)			0.00		

Description	Resource Codes	Object Codes	2025-26 Estimated Actuals	2026-27 Budget	Percent Difference
TOTAL ADDITIONS					
Interest		8660	0.00	0.00	0.0%
Net Increase (Decrease) in the Fair Value of Investments		8662	0.00	0.00	0.0%
Funds Collected for Others		8800	0.00	0.00	0.0%
TOTAL, ADDITIONS			0.00	0.00	0.0%
TOTAL DEDUCTIONS					
Professional/Consulting Services and Operating Expenditures		5800	0.00	0.00	0.0%
Funds Distributed to Others		7500	0.00	0.00	0.0%
TOTAL, DEDUCTIONS			0.00	0.00	0.0%

Description	2025-26 Estimated Actuals			2026-27 Budget		
	P-2 ADA	Annual ADA	Funded ADA	Estimated P-2 ADA	Estimated Annual ADA	Estimated Funded ADA
A. DISTRICT						
1. Total District Regular ADA Includes Opportunity Classes, Home & Hospital, Special Day Class, Continuation Education, Special Education NPS/LCI and Extended Year, and Community Day School (includes Necessary Small School ADA)	797.62	797.62	823.16	766.14	766.14	810.16
2. Total Basic Aid Choice/Court Ordered Voluntary Pupil Transfer Regular ADA Includes Opportunity Classes, Home & Hospital, Special Day Class, Continuation Education, Special Education NPS/LCI and Extended Year, and Community Day School (ADA not included in Line A1 above)						
3. Total Basic Aid Open Enrollment Regular ADA Includes Opportunity Classes, Home & Hospital, Special Day Class, Continuation Education, Special Education NPS/LCI and Extended Year, and Community Day School (ADA not included in Line A1 above)						
4. Total, District Regular ADA (Sum of Lines A1 through A3)	797.62	797.62	823.16	766.14	766.14	810.16
5. District Funded County Program ADA						
a. County Community Schools						
b. Special Education-Special Day Class	22.90	22.90	22.90	22.90	22.90	22.90
c. Special Education-NPS/LCI						
d. Special Education Extended Year						
e. Other County Operated Programs: Opportunity Schools and Full Day Opportunity Classes, Specialized Secondary Schools						
f. County School Tuition Fund (Out of State Tuition) [EC 2000 and 46380]						
g. Total, District Funded County Program ADA (Sum of Lines A5a through A5f)	22.90	22.90	22.90	22.90	22.90	22.90
6. TOTAL DISTRICT ADA (Sum of Line A4 and Line A5g)	820.52	820.52	846.06	789.04	789.04	833.06
7. Adults in Correctional Facilities						
8. Charter School ADA (Enter Charter School ADA using Tab C. Charter School ADA)						

Description	2025-26 Estimated Actuals			2026-27 Budget		
	P-2 ADA	Annual ADA	Funded ADA	Estimated P-2 ADA	Estimated Annual ADA	Estimated Funded ADA
B. COUNTY OFFICE OF EDUCATION						
1. County Program Alternative Education Grant ADA						
a. County Group Home and Institution Pupils						
b. Juvenile Halls, Homes, and Camps						
c. Probation Referred, On Probation or Parole, Expelled per EC 48915(a) or (c) [EC 2574(c)(4)(A)]						
d. Total, County Program Alternative Education ADA (Sum of Lines B1a through B1c)	0.00	0.00	0.00	0.00	0.00	0.00
2. District Funded County Program ADA						
a. County Community Schools						
b. Special Education-Special Day Class						
c. Special Education-NPS/LCI						
d. Special Education Extended Year						
e. Other County Operated Programs: Opportunity Schools and Full Day Opportunity Classes, Specialized Secondary Schools						
f. County School Tuition Fund (Out of State Tuition) [EC 2000 and 46380]						
g. Total, District Funded County Program ADA (Sum of Lines B2a through B2f)	0.00	0.00	0.00	0.00	0.00	0.00
3. TOTAL COUNTY OFFICE ADA (Sum of Lines B1d and B2g)	0.00	0.00	0.00	0.00	0.00	0.00
4. Adults in Correctional Facilities						
5. County Operations Grant ADA						
6. Charter School ADA (Enter Charter School ADA using Tab C. Charter School ADA)						

Description	2025-26 Estimated Actuals			2026-27 Budget		
	P-2 ADA	Annual ADA	Funded ADA	Estimated P-2 ADA	Estimated Annual ADA	Estimated Funded ADA
C. CHARTER SCHOOL ADA						
Authorizing LEAs reporting charter school SACS financial data in their Fund 01, 09, or 62 use this worksheet to report ADA for those charter schools.						
Charter schools reporting SACS financial data separately from their authorizing LEAs in Fund 01 or Fund 62 use this worksheet to report their ADA.						
FUND 01: Charter School ADA corresponding to SACS financial data reported in Fund 01.						
1. Total Charter School Regular ADA						
2. Charter School County Program Alternative Education ADA						
a. County Group Home and Institution Pupils						
b. Juvenile Halls, Homes, and Camps						
c. Probation Referred, On Probation or Parole, Expelled per EC 48915(a) or (c) [EC 2574(c)(4)(A)]						
d. Total, Charter School County Program Alternative Education ADA (Sum of Lines C2a through C2c)	0.00	0.00	0.00	0.00	0.00	0.00
3. Charter School Funded County Program ADA						
a. County Community Schools						
b. Special Education-Special Day Class						
c. Special Education-NPS/LCI						
d. Special Education Extended Year						
e. Other County Operated Programs: Opportunity Schools and Full Day Opportunity Classes, Specialized Secondary Schools						
f. Total, Charter School Funded County Program ADA (Sum of Lines C3a through C3e)	0.00	0.00	0.00	0.00	0.00	0.00
4. TOTAL CHARTER SCHOOL ADA (Sum of Lines C1, C2d, and C3f)	0.00	0.00	0.00	0.00	0.00	0.00
FUND 09 or 62: Charter School ADA corresponding to SACS financial data reported in Fund 09 or Fund 62.						
5. Total Charter School Regular ADA						
6. Charter School County Program Alternative Education ADA						
a. County Group Home and Institution Pupils						
b. Juvenile Halls, Homes, and Camps						
c. Probation Referred, On Probation or Parole, Expelled per EC 48915(a) or (c) [EC 2574(c)(4)(A)]						
d. Total, Charter School County Program Alternative Education ADA (Sum of Lines C6a through C6c)	0.00	0.00	0.00	0.00	0.00	0.00
7. Charter School Funded County Program ADA						
a. County Community Schools						
b. Special Education-Special Day Class						
c. Special Education-NPS/LCI						
d. Special Education Extended Year						
e. Other County Operated Programs: Opportunity Schools and Full Day Opportunity Classes, Specialized Secondary Schools						
f. Total, Charter School Funded County Program ADA (Sum of Lines C7a through C7e)	0.00	0.00	0.00	0.00	0.00	0.00
8. TOTAL CHARTER SCHOOL ADA (Sum of Lines C5, C6d, and C7f)	0.00	0.00	0.00	0.00	0.00	0.00
9. TOTAL CHARTER SCHOOL ADA Reported in Fund 01, 09, or 62 (Sum of Lines C4 and C8)	0.00	0.00	0.00	0.00	0.00	0.00

Description	Object	Beginning Balances (Ref. Only)	July	August	September	October	November	December	January	February
ESTIMATES THROUGH THE MONTH OF:	JUNE									
A. BEGINNING CASH			1,956,235.60	2,329,214.76	2,498,802.22	2,549,120.49	2,045,122.87	1,612,177.45	3,146,705.95	2,615,137.95
B. RECEIPTS										
LCFF Sources										
Principal Apportionment	8010-8019		340,288.68	340,288.68	1,135,783.87	612,519.62	612,519.62	1,135,783.87	612,519.62	612,519.62
Property Taxes	8020-8079		0.00	0.00	0.00	0.00	0.00	1,638,740.17	0.00	0.00
Miscellaneous Funds	8080-8099		0.00	0.00	0.00	0.00	0.00	0.00	0.00	0.00
Federal Revenue	8100-8299		73,007.62	73,007.62	73,007.62	73,007.62	73,007.62	73,007.62	73,007.62	73,007.62
Other State Revenue	8300-8599		129,001.20	129,001.20	129,001.20	129,001.20	161,739.77	184,092.08	500,000.00	129,001.20
Other Local Revenue	8600-8799		50,302.98	50,302.98	50,302.98	50,302.98	50,302.98	50,302.98	50,302.98	50,302.98
Interfund Transfers In	8900-8929		0.00	0.00	0.00	0.00	0.00	0.00	0.00	0.00
All Other Financing Sources	8930-8979		0.00	0.00	0.00	0.00	0.00	0.00	0.00	0.00
TOTAL RECEIPTS			592,600.48	592,600.48	1,388,095.67	864,831.42	897,569.99	3,081,926.72	1,235,830.22	864,831.42
C. DISBURSEMENTS										
Certificated Salaries	1000-1999		77,745.56	77,745.56	457,050.57	457,050.57	457,050.57	457,050.57	457,050.57	457,050.57
Classified Salaries	2000-2999		48,735.18	48,735.18	286,504.40	286,504.40	286,504.40	286,504.40	286,504.40	286,504.40
Employee Benefits	3000-3999		56,442.42	56,442.42	331,813.70	331,813.70	331,813.70	331,813.70	331,813.70	331,813.70
Books and Supplies	4000-4999		40,321.22	40,321.22	40,321.22	40,321.22	40,321.22	40,321.22	40,321.22	40,321.22
Services	5000-5999		226,527.83	226,527.83	226,527.83	226,527.83	226,527.83	226,527.83	226,527.83	226,527.83
Capital Outlay	6000-6999		0.00	0.00	0.00	0.00	0.00	30,000.00	0.00	0.00
Other Outgo	7000-7499		0.00	0.00	0.00	0.00	0.00	175,180.50	175,180.50	0.00
Interfund Transfers Out	7600-7629		0.00	0.00	0.00	0.00	0.00	0.00	250,000.00	0.00

Description	Object	Beginning Balances (Ref. Only)	July	August	September	October	November	December	January	February
All Other Financing Uses	7630-7699		0.00	0.00	0.00	0.00	0.00	0.00	0.00	0.00
TOTAL DISBURSEMENTS			449,772.21	449,772.21	1,342,217.72	1,342,217.72	1,342,217.72	1,547,398.22	1,767,398.22	1,342,217.72
D. BALANCE SHEET ITEMS										
Assets and Deferred Outflows										
Cash Not In Treasury	9111-9199	0.00	0.00	0.00	0.00	0.00	0.00	0.00	0.00	0.00
Accounts Receivable	9200-9299	0.00	0.00	0.00	0.00	0.00	0.00	0.00	0.00	0.00
Due From Other Funds	9310	0.00	0.00	0.00	0.00	0.00	0.00	0.00	0.00	0.00
Stores	9320	0.00	0.00	0.00	0.00	0.00	0.00	0.00	0.00	0.00
Prepaid Expenditures	9330	0.00	0.00	0.00	0.00	0.00	0.00	0.00	0.00	0.00
Other Current Assets	9340	0.00	0.00	0.00	0.00	0.00	0.00	0.00	0.00	0.00
Lease Receivable	9380									
Deferred Outflows of Resources	9490	0.00	0.00	0.00	0.00	0.00	0.00	0.00	0.00	0.00
SUBTOTAL		0.00	0.00	0.00	0.00	0.00	0.00	0.00	0.00	0.00
Liabilities and Deferred Inflows										
Accounts Payable	9500-9599	(99,621.50)	(83,331.00)	(26,759.19)	(4,440.32)	26,611.32	(11,702.31)	0.00	0.00	0.00
Due To Other Funds	9610	(250,000.00)	0.00	0.00	0.00	0.00	0.00	0.00	0.00	0.00
Current Loans	9640	0.00	0.00	0.00	0.00	0.00	0.00	0.00	0.00	0.00
Unearned Revenues	9650	(146,819.89)	(146,819.89)	0.00	0.00	0.00	0.00	0.00	0.00	0.00
Deferred Inflows of Resources	9690	0.00	0.00	0.00	0.00	0.00	0.00	0.00	0.00	0.00
SUBTOTAL		(496,441.39)	(230,150.89)	(26,759.19)	(4,440.32)	26,611.32	(11,702.31)	0.00	0.00	0.00
Nonoperating										
Suspense Clearing	9910	0.00	0.00	0.00	0.00	0.00	0.00	0.00	0.00	0.00
TOTAL BALANCE SHEET ITEMS		496,441.39	230,150.89	26,759.19	4,440.32	(26,611.32)	11,702.31	0.00	0.00	0.00
E. NET INCREASE/DECREASE (B - C + D)			372,979.16	169,587.46	50,318.27	(503,997.62)	(432,945.42)	1,534,528.50	(531,568.00)	(477,386.30)
F. ENDING CASH (A + E)			2,329,214.76	2,498,802.22	2,549,120.49	2,045,122.87	1,612,177.45	3,146,705.95	2,615,137.95	2,137,751.65
G. ENDING CASH, PLUS CASH ACCRUALS AND ADJUSTMENTS										

Description	Object	March	April	May	June	Accruals	Adjustments	TOTAL	BUDGET
ESTIMATES THROUGH THE MONTH OF:	JUNE								
A. BEGINNING CASH		2,137,751.65	2,510,559.76	3,902,364.77	3,424,675.49				
B. RECEIPTS									
LCFF Sources									
Principal Apportionment	8010-8019	1,135,783.87	612,519.62	612,519.62	1,135,783.87	0.00	0.00	8,898,830.56	8,898,830.56
Property Taxes	8020-8079	0.00	1,638,740.17	0.00	0.00	0.00	0.00	3,277,480.34	3,277,480.34
Miscellaneous Funds	8080-8099	0.00	0.00	0.00	0.00	0.00	0.00	0.00	0.00
Federal Revenue	8100-8299	73,007.62	73,007.62	73,007.62	73,042.67	0.00	0.00	876,126.49	876,126.52
Other State Revenue	8300-8599	555,090.88	359,755.32	129,001.20	184,154.00	142,080.14	0.00	2,860,919.39	2,860,919.36
Other Local Revenue	8600-8799	25,000.00	50,000.00	50,000.00	40,269.14	0.00	0.00	567,692.98	567,693.00
Interfund Transfers In	8900-8929	0.00	0.00	0.00	0.00	0.00	0.00	0.00	0.00
All Other Financing Sources	8930-8979	0.00	0.00	0.00	0.00	0.00	(.22)	(.22)	0.00
TOTAL RECEIPTS		1,788,882.37	2,734,022.73	864,528.44	1,433,249.68	142,080.14	(.22)	16,481,049.54	16,481,049.78
C. DISBURSEMENTS									
Certificated Salaries	1000-1999	457,050.57	457,050.57	457,050.57	914,090.78	0.00	0.00	5,183,037.03	5,183,037.05
Classified Salaries	2000-2999	286,504.40	286,504.40	286,504.40	573,002.30	0.00	0.00	3,249,012.26	3,249,012.28
Employee Benefits	3000-3999	331,813.70	331,813.70	331,813.70	663,619.87	0.00	0.00	3,762,828.01	3,762,827.98
Books and Supplies	4000-4999	40,321.22	40,321.22	40,321.22	40,323.16	0.00	0.00	483,856.58	483,856.62
Services	5000-5999	226,527.83	226,527.83	226,527.83	226,538.71	0.00	0.00	2,718,344.84	2,718,344.89
Capital Outlay	6000-6999	0.00	0.00	0.00	0.00	0.00	0.00	30,000.00	30,000.00
Other Outgo	7000-7499	0.00	0.00	0.00	0.00	0.00	0.00	350,361.00	350,361.00
Interfund Transfers Out	7600-7629	73,856.54	0.00	0.00	99,109.27	0.00	0.00	422,965.81	422,965.81
All Other Financing Uses	7630-7699	0.00	0.00	0.00	0.00	0.00	0.00	0.00	0.00

Description	Object	March	April	May	June	Accruals	Adjustments	TOTAL	BUDGET
TOTAL DISBURSEMENTS		1,416,074.26	1,342,217.72	1,342,217.72	2,516,684.09	0.00	0.00	16,200,405.53	16,200,405.63
D. BALANCE SHEET ITEMS									
Assets and Deferred Outflows									
Cash Not In Treasury	9111-9199	0.00	0.00	0.00	0.00	0.00	0.00	0.00	
Accounts Receivable	9200-9299	0.00	0.00	0.00	0.00	0.00	0.00	0.00	
Due From Other Funds	9310	0.00	0.00	0.00	0.00	0.00	0.00	0.00	
Stores	9320	0.00	0.00	0.00	0.00	0.00	0.00	0.00	
Prepaid Expenditures	9330	0.00	0.00	0.00	0.00	0.00	0.00	0.00	
Other Current Assets	9340	0.00	0.00	0.00	0.00	0.00	0.00	0.00	
Lease Receivable	9380							0.00	
Deferred Outflows of Resources	9490	0.00	0.00	0.00	0.00	0.00	0.00	0.00	
SUBTOTAL		0.00	0.00	0.00	0.00	0.00	0.00	0.00	
Liabilities and Deferred Inflows									
Accounts Payable	9500-9599	0.00	0.00	0.00	0.00	0.00	0.00	(99,621.50)	
Due To Other Funds	9610	0.00	0.00	0.00	(250,000.00)	0.00	0.00	(250,000.00)	
Current Loans	9640	0.00	0.00	0.00	0.00	0.00	0.00	0.00	
Unearned Revenues	9650	0.00	0.00	0.00	0.00	0.00	0.00	(146,819.89)	
Deferred Inflows of Resources	9690	0.00	0.00	0.00	0.00	0.00	0.00	0.00	
SUBTOTAL		0.00	0.00	0.00	(250,000.00)	0.00	0.00	(496,441.39)	
Nonoperating									
Suspense Clearing	9910	0.00	0.00	0.00	0.00	0.00	0.00	0.00	
TOTAL BALANCE SHEET ITEMS		0.00	0.00	0.00	250,000.00	0.00	0.00	496,441.39	
E. NET INCREASE/DECREASE (B - C + D)		372,808.11	1,391,805.01	(477,689.28)	(833,434.41)	142,080.14	(.22)	777,085.40	280,644.15
F. ENDING CASH (A + E)		2,510,559.76	3,902,364.77	3,424,675.49	2,591,241.08				
G. ENDING CASH, PLUS CASH ACCRUALS AND ADJUSTMENTS								2,733,321.00	

Description	Object	Beginning Balances (Ref. Only)	July	August	September	October	November	December	January	February
ESTIMATES THROUGH THE MONTH OF:	JUNE									
A. BEGINNING CASH			2,591,241.08	2,591,241.08	2,591,241.08	2,591,241.08	2,591,241.08	2,591,241.08	2,591,241.08	2,591,241.08
B. RECEIPTS										
LCFF Sources										
Principal Apportionment	8010-8019									
Property Taxes	8020-8079									
Miscellaneous Funds	8080-8099									
Federal Revenue	8100-8299									
Other State Revenue	8300-8599									
Other Local Revenue	8600-8799									
Interfund Transfers In	8900-8929									
All Other Financing Sources	8930-8979									
TOTAL RECEIPTS			0.00	0.00	0.00	0.00	0.00	0.00	0.00	0.00
C. DISBURSEMENTS										
Certificated Salaries	1000-1999									
Classified Salaries	2000-2999									
Employee Benefits	3000-3999									
Books and Supplies	4000-4999									
Services	5000-5999									
Capital Outlay	6000-6999									
Other Outgo	7000-7499									
Interfund Transfers Out	7600-7629									

Description	Object	Beginning Balances (Ref. Only)	July	August	September	October	November	December	January	February
All Other Financing Uses	7630-7699									
TOTAL DISBURSEMENTS			0.00	0.00	0.00	0.00	0.00	0.00	0.00	0.00
D. BALANCE SHEET ITEMS										
Assets and Deferred Outflows										
Cash Not In Treasury	9111-9199									
Accounts Receivable	9200-9299									
Due From Other Funds	9310									
Stores	9320									
Prepaid Expenditures	9330									
Other Current Assets	9340									
Lease Receivable	9380									
Deferred Outflows of Resources	9490									
SUBTOTAL		0.00	0.00	0.00	0.00	0.00	0.00	0.00	0.00	0.00
Liabilities and Deferred Inflows										
Accounts Payable	9500-9599									
Due To Other Funds	9610									
Current Loans	9640									
Unearned Revenues	9650									
Deferred Inflows of Resources	9690									
SUBTOTAL		0.00	0.00	0.00	0.00	0.00	0.00	0.00	0.00	0.00
Nonoperating										
Suspense Clearing	9910									
TOTAL BALANCE SHEET ITEMS		0.00	0.00	0.00	0.00	0.00	0.00	0.00	0.00	0.00
E. NET INCREASE/DECREASE (B - C + D)			0.00	0.00	0.00	0.00	0.00	0.00	0.00	0.00
F. ENDING CASH (A + E)			2,591,241.08	2,591,241.08	2,591,241.08	2,591,241.08	2,591,241.08	2,591,241.08	2,591,241.08	2,591,241.08
G. ENDING CASH, PLUS CASH ACCRUALS AND ADJUSTMENTS										

Description	Object	March	April	May	June	Accruals	Adjustments	TOTAL	BUDGET
ESTIMATES THROUGH THE MONTH OF:	JUNE								
A. BEGINNING CASH		2,591,241.08	2,591,241.08	2,591,241.08	2,591,241.08				
B. RECEIPTS									
LCFF Sources									
Principal Apportionment	8010-8019							0.00	
Property Taxes	8020-8079							0.00	
Miscellaneous Funds	8080-8099							0.00	
Federal Revenue	8100-8299							0.00	
Other State Revenue	8300-8599							0.00	
Other Local Revenue	8600-8799							0.00	
Interfund Transfers In	8900-8929							0.00	
All Other Financing Sources	8930-8979							0.00	
TOTAL RECEIPTS		0.00	0.00	0.00	0.00	0.00	0.00	0.00	0.00
C. DISBURSEMENTS									
Certificated Salaries	1000-1999							0.00	
Classified Salaries	2000-2999							0.00	
Employee Benefits	3000-3999							0.00	
Books and Supplies	4000-4999							0.00	
Services	5000-5999							0.00	
Capital Outlay	6000-6999							0.00	
Other Outgo	7000-7499							0.00	
Interfund Transfers Out	7600-7629							0.00	
All Other Financing Uses	7630-7699							0.00	

Description	Object	March	April	May	June	Accruals	Adjustments	TOTAL	BUDGET
TOTAL DISBURSEMENTS		0.00	0.00	0.00	0.00	0.00	0.00	0.00	0.00
D. BALANCE SHEET ITEMS									
Assets and Deferred Outflows									
Cash Not In Treasury	9111-9199							0.00	
Accounts Receivable	9200-9299							0.00	
Due From Other Funds	9310							0.00	
Stores	9320							0.00	
Prepaid Expenditures	9330							0.00	
Other Current Assets	9340							0.00	
Lease Receivable	9380							0.00	
Deferred Outflows of Resources	9490							0.00	
SUBTOTAL		0.00	0.00	0.00	0.00	0.00	0.00	0.00	
Liabilities and Deferred Inflows									
Accounts Payable	9500-9599							0.00	
Due To Other Funds	9610							0.00	
Current Loans	9640							0.00	
Unearned Revenues	9650							0.00	
Deferred Inflows of Resources	9690							0.00	
SUBTOTAL		0.00	0.00	0.00	0.00	0.00	0.00	0.00	
Nonoperating									
Suspense Clearing	9910							0.00	
TOTAL BALANCE SHEET ITEMS		0.00	0.00	0.00	0.00	0.00	0.00	0.00	
E. NET INCREASE/DECREASE (B - C + D)		0.00	0.00	0.00	0.00	0.00	0.00	0.00	0.00
F. ENDING CASH (A + E)		2,591,241.08	2,591,241.08	2,591,241.08	2,591,241.08				
G. ENDING CASH, PLUS CASH ACCRUALS AND ADJUSTMENTS								2,591,241.08	

PART I - CURRENT EXPENSE FORMULA	Total Expense for Year (1)	EDP No.	Reductions (See Note 1) (2)	EDP No.	Current Expense of Education (Col 1 - Col 2) (3)	EDP No.	Reductions (Extracted) (See Note 2) (4a)	Reductions (Overrides)* (See Note 2) (4b)	EDP No.	Current Expense-Part II (Col 3 - Col 4) (5)	EDP No.
1000 - Certificated Salaries	5,577,698.45	301	5,000.00	303	5,572,698.45	305	0.00		307	5,572,698.45	309
2000 - Classified Salaries	3,230,204.50	311	452,614.87	313	2,777,589.63	315	14,655.39		317	2,762,934.24	319
3000 - Employee Benefits	3,837,853.02	321	237,423.36	323	3,600,429.66	325	5,356.01		327	3,595,073.65	329
4000 - Books, Supplies Equip Replace. (6500)	765,997.26	331	93,369.09	333	672,628.17	335	225,195.41		337	447,432.76	339
5000 - Services & 7300 - Indirect Costs	3,066,851.36	341	84,950.01	343	2,981,901.35	345	799,519.84		347	2,182,381.51	349
				TOTAL	15,605,247.26	365			TOTAL	14,560,520.61	369

Note 1 - In Column 2, report expenditures for the following programs: Nonagency (Goals 7100-7199), Community Services (Goal 8100), Food Services (Function 3700), Fringe Benefits for Retired Persons (Objects 3701-3702), and Facilities Acquisition & Construction (Function 8500).

Note 2 - In Column 4, report expenditures for: Transportation (Function 3600), Lottery Expenditures (Resource 1100), Special Education Students in Nonpublic Schools (Function 1180), and other federal or state categorical aid in which funds were granted for expenditures in a program not incurring any teacher salary expenditures or requiring disbursement of the funds without regard to the requirements of EC Section 41372.

* If an amount (even zero) is entered in any row of Column 4b or in Line 13b, the form uses only the values in Column 4b and Line 13b rather than the values in Column 4a and Line 13a.

PART II: MINIMUM CLASSROOM COMPENSATION (Instruction, Functions 1000-1999)	Object		EDP No.
1. Teacher Salaries as Per EC 41011	1100	5,005,538.07	375
2. Salaries of Instructional Aides Per EC 41011	2100	1,455,894.35	380
3. STRS	3101 & 3102	956,057.79	382
4. PERS	3201 & 3202	390,325.26	383
5. OASDI - Regular, Medicare and Alternative	3301 & 3302	183,956.23	384
6. Health & Welfare Benefits (EC 41372) (Include Health, Dental, Vision, Pharmaceutical, and Annuity Plans)	3401 & 3402	958,038.98	385
7. Unemployment Insurance	3501 & 3502	3,230.74	390
8. Workers' Compensation Insurance	3601 & 3602	131,580.72	392
9. OPEB, Active Employees (EC 41372)	3751 & 3752	64,042.00	
10. Other Benefits (EC 22310)	3901 & 3902	0.00	393
11. SUBTOTAL Salaries and Benefits (Sum Lines 1 - 10)		9,148,664.14	395
12. Less: Teacher and Instructional Aide Salaries and Benefits deducted in Column 2		415,809.14	
13a. Less: Teacher and Instructional Aide Salaries and Benefits (other than Lottery) deducted in Column 4a (Extracted)		20,011.40	396
b. Less: Teacher and Instructional Aide Salaries and Benefits (other than Lottery) deducted in Column 4b (Overrides)*			396
14. TOTAL SALARIES AND BENEFITS		8,712,843.60	397
15. Percent of Current Cost of Education Expended for Classroom Compensation (EDP 397 divided by EDP 369) Line 15 must equal or exceed 60% for elementary, 55% for unified and 50% for high school districts to avoid penalty under provisions of EC 41372.		59.84%	
16. District is exempt from EC 41372 because it meets the provisions of EC 41374. (If exempt, enter 'X')			

PART III: DEFICIENCY AMOUNT

A deficiency amount (Line 5) is only applicable to districts not meeting the minimum classroom compensation percentage required under EC 41372 and not exempt under the provisions of EC 41374.

1. Minimum percentage required (60% elementary, 55% unified, 50% high)	60.00%
2. Percentage spent by this district (Part II, Line 15)	59.84%
3. Percentage below the minimum (Part III, Line 1 minus Line 2)	.16%
4. District's Current Expense of Education after reductions in columns 4a or 4b (Part I, EDP 369)	14,560,520.61
5. Deficiency Amount (Part III, Line 3 times Line 4)	23,296.83

PART IV: Explanation for adjustments entered in Part I, Column 4b (required)

PART I - CURRENT EXPENSE FORMULA	Total Expense for Year (1)	EDP No.	Reductions (See Note 1) (2)	EDP No.	Current Expense of Education (Col 1 - Col 2) (3)	EDP No.	Reductions (Extracted) (See Note 2) (4a)	Reductions (Overrides)* (See Note 2) (4b)	EDP No.	Current Expense-Part II (Col 3 - Col 4) (5)	EDP No.
1000 - Certificated Salaries	5,183,037.05	301	5,000.00	303	5,178,037.05	305	0.00		307	5,178,037.05	309
2000 - Classified Salaries	3,249,012.28	311	502,655.44	313	2,746,356.84	315	14,655.39		317	2,731,701.45	319
3000 - Employee Benefits	3,762,827.98	321	297,991.57	323	3,464,836.41	325	5,356.01		327	3,459,480.40	329
4000 - Books, Supplies Equip Replace. (6500)	483,856.62	331	37,500.00	333	446,356.62	335	85,150.00		337	361,206.62	339
5000 - Services. . . & 7300 - Indirect Costs	2,718,344.89	341	60,650.00	343	2,657,694.89	345	619,833.90		347	2,037,860.99	349
				TOTAL	14,493,281.81	365			TOTAL	13,768,286.51	369

Note 1 - In Column 2, report expenditures for the following programs: Nonagency (Goals 7100-7199), Community Services (Goal 8100), Food Services (Function 3700), Fringe Benefits for Retired Persons (Objects 3701-3702), and Facilities Acquisition & Construction (Function 8500).

Note 2 - In Column 4, report expenditures for: Transportation (Function 3600), Lottery Expenditures (Resource 1100), Special Education Students in Nonpublic Schools (Function 1180), and other federal or state categorical aid in which funds were granted for expenditures in a program not incurring any teacher salary expenditures or requiring disbursement of the funds without regard to the requirements of EC Section 41372.

* If an amount (even zero) is entered in any row of Column 4b or in Line 13b, the form uses only the values in Column 4b and Line 13b rather than the values in Column 4a and Line 13a.

PART II: MINIMUM CLASSROOM COMPENSATION (Instruction, Functions 1000-1999)	Object		EDP No.
1. Teacher Salaries as Per EC 41011.	1100	4,601,769.67	375
2. Salaries of Instructional Aides Per EC 41011.	2100	1,381,662.30	380
3. STRS.	3101 & 3102	878,938.07	382
4. PERS.	3201 & 3202	370,423.63	383
5. OASDI - Regular, Medicare and Alternative.	3301 & 3302	172,422.87	384
6. Health & Welfare Benefits (EC 41372) (Include Health, Dental, Vision, Pharmaceutical, and Annuity Plans).	3401 & 3402	913,622.98	385
7. Unemployment Insurance.	3501 & 3502	2,991.68	390
8. Workers' Compensation Insurance.	3601 & 3602	121,846.65	392
9. OPEB, Active Employees (EC 41372).	3751 & 3752	64,042.00	
10. Other Benefits (EC 22310).	3901 & 3902	0.00	393

11. SUBTOTAL Salaries and Benefits (Sum Lines 1 - 10)	8,507,719.85	395
12. Less: Teacher and Instructional Aide Salaries and Benefits deducted in Column 2	462,155.90	
13a. Less: Teacher and Instructional Aide Salaries and Benefits (other than Lottery) deducted in Column 4a (Extracted)	20,011.40	396
b. Less: Teacher and Instructional Aide Salaries and Benefits (other than Lottery) deducted in Column 4b (Overrides)*		396
14. TOTAL SALARIES AND BENEFITS	8,025,552.55	397
15. Percent of Current Cost of Education Expended for Classroom Compensation (EDP 397 divided by EDP 369) Line 15 must equal or exceed 60% for elementary, 55% for unified and 50% for high school districts to avoid penalty under provisions of EC 41372.	58.29%	
16. District is exempt from EC 41372 because it meets the provisions of EC 41374. (If exempt, enter 'X')		

PART III: DEFICIENCY AMOUNT

A deficiency amount (Line 5) is only applicable to districts not meeting the minimum classroom compensation percentage required under EC 41372 and not exempt under the provisions of EC 41374.

1. Minimum percentage required (60% elementary, 55% unified, 50% high)	60.00%
2. Percentage spent by this district (Part II, Line 15)	58.29%
3. Percentage below the minimum (Part III, Line 1 minus Line 2)	1.71%
4. District's Current Expense of Education after reductions in columns 4a or 4b (Part I, EDP 369)	13,768,286.51
5. Deficiency Amount (Part III, Line 3 times Line 4)	235,437.70

PART IV: Explanation for adjustments entered in Part I, Column 4b (required)

Section I - Expenditures	Funds 01, 09, and 62 Goals	Functions	Objects	2025-26 Expenditures
A. Total state, federal, and local expenditures (all resources)	All	All	1000-7999	17,265,665.56
B. Less all federal expenditures not allowed for MOE (Resources 3000-5999, except 3385)	All	All	1000-7999	935,921.34
C. Less state and local expenditures not allowed for MOE: (All resources, except federal as identified in Line B)				
1. Community Services	All	5000-5999	1000-7999	6,500.00
2. Capital Outlay	All except 7100-7199	All except 5000-5999	6000-6999 except 6600, 6700, 6910, 6920	316,952.58
3. Debt Service	All	9100	5400-5450, 5800, 7430-7439	0.00
4. Other Transfers Out	All	9200	7200-7299	113,553.46
5. Interfund Transfers Out	All	9300	7600-7629	250,000.00
6. All Other Financing Uses	All	9100 9200	7699 7651	0.00
7. Nonagency	7100-7199	All except 5000-5999, 9000-9999	1000-7999	766,957.68
8. Tuition (Revenue, in lieu of expenditures, to approximate costs of services for which tuition is received)	All	All	8710	0.00
9. Supplemental expenditures made as a result of a Presidentially declared disaster	Manually entered. Must not include expenditures in lines B, C1-C8, D1, or D2.			
10. Total state and local expenditures not allowed for MOE calculation (Sum lines C1 through C9)				1,453,963.72
D. Plus additional MOE expenditures:				
1. Expenditures to cover deficits for food services (Funds 13 and 61) (If negative, then zero)	All	All	1000-7143, 7300-7439 minus 8000-8699	126,160.83
2. Expenditures to cover deficits for student body activities	Manually entered. Must not include expenditures in lines A or D1.			
E. Total expenditures subject to MOE (Line A minus lines B and C10, plus lines D1 and D2)				15,001,941.33

Section II - Expenditures Per ADA	2025-26 Annual ADA/Exps. Per ADA
A. Average Daily Attendance (Form A, Annual ADA column, sum of lines A6 and C9)	820.52
B. Expenditures per ADA (Line I.E divided by Line II.A)	18,283.46

Section III - MOE Calculation (For data collection only. Final determination will be done by CDE)	Total	Per ADA
A. Base expenditures (Preloaded expenditures from prior year official CDE MOE calculation). (Note: If the prior year MOE was not met, CDE has adjusted the prior year base to 90 percent of the preceding prior year amount rather than the actual prior year expenditure amount.)	15,682,032.17	18,780.65
1. Adjustment to base expenditure and expenditure per ADA amounts for LEAs failing prior year MOE calculation (From Section IV)	**0.00**	**0.00**
2. Total adjusted base expenditure amounts (Line A plus Line A.1)	15,682,032.17	18,780.65
B. Required effort (Line A.2 times 90%)	14,113,828.95	16,902.59
C. Current year expenditures (Line I.E and Line II.B)	15,001,941.33	18,283.46
D. MOE deficiency amount, if any (Line B minus Line C) (If negative, then zero)	0.00	0.00
E. MOE determination (If one or both of the amounts in line D are zero, the MOE requirement is met; if both amounts are positive, the MOE requirement is not met. If either column in Line A.2 or Line C equals zero, the MOE calculation is incomplete.)	MOE Met	

F. MOE deficiency percentage, if MOE not met; otherwise, zero (Line D divided by Line B) (Funding under ESSA covered programs in FY 2027-28 may be reduced by the lower of the two percentages)	0.00%	0.00%

SECTION IV - Detail of Adjustments to Base Expenditures (used in Section III, Line A.1)

Description of Adjustments	Total Expenditures	Expenditures Per ADA
Total adjustments to base expenditures	0.00	0.00

Part I - General Administrative Share of Plant Services Costs

California's indirect cost plan allows that the general administrative costs in the indirect cost pool may include that portion of plant services costs (maintenance and operations costs and facilities rents and leases costs) attributable to the general administrative offices. The calculation of the plant services costs attributed to general administration and included in the pool is standardized and automated using the percentage of salaries and benefits relating to general administration as proxy for the percentage of square footage occupied by general administration.

A. Salaries and Benefits - Other General Administration and Centralized Data Processing

1. Salaries and benefits paid through payroll (Funds 01, 09, and 62, objects 1000-3999 except 3701-3702)
(Functions 7200-7700, goals 0000 and 9000) — 919,521.36

2. Contracted general administrative positions not paid through payroll

a. Enter the costs, if any, of general administrative positions performing services ON SITE but paid through a contract, rather than through payroll, in functions 7200-7700, goals 0000 and 9000, Object 5800.

b. If an amount is entered on Line A2a, provide the title, duties, and approximate FTE of each general administrative position paid through a contract. Retain supporting documentation in case of audit.

B. Salaries and Benefits - All Other Activities

1. Salaries and benefits paid through payroll (Funds 01, 09, and 62, objects 1000-3999 except 3701-3702)
(Functions 1000-6999, 7100-7180, & 8100-8400; Functions 7200-7700, all goals except 0000 & 9000) — 11,717,237.61

C. Percentage of Plant Services Costs Attributable to General Administration

(Line A1 plus Line A2a, divided by Line B1; zero if negative) (See Part III, Lines A5 and A6) — 7.85%

Part II - Adjustments for Employment Separation Costs

When an employee separates from service, the local educational agency (LEA) may incur costs associated with the separation in addition to the employee's regular salary and benefits for the final pay period. These additional costs can be categorized as "normal" or "abnormal or mass" separation costs.

Normal separation costs include items such as pay for accumulated unused leave or routine severance pay authorized by governing board policy. Normal separation costs are not allowable as direct costs to federal programs, but are allowable as indirect costs. State programs may have similar restrictions. Where federal or state program guidelines required that the LEA charge an employee's normal separation costs to an unrestricted resource rather than to the restricted program in which the employee worked, the LEA may identify and enter these costs on Line A for inclusion in the indirect cost pool.

Abnormal or mass separation costs are those costs resulting from actions taken by an LEA to influence employees to terminate their employment earlier than they normally would have. Abnormal or mass separation costs include retirement incentives such as a Golden Handshake or severance packages negotiated to effect termination. Abnormal or mass separation costs may not be charged to federal programs as either direct costs or indirect costs. Where an LEA paid abnormal or mass separation costs on behalf of positions in general administrative functions included in the indirect cost pool, the LEA must identify and enter these costs on Line B for exclusion from the pool.

A. Normal Separation Costs (optional)

Enter any normal separation costs paid on behalf of employees of restricted state or federal programs that were charged to an unrestricted resource (0000-1999) in funds 01, 09, and 62 with functions 1000-6999 or 8100-8400 rather than to the restricted program. These costs will be moved in Part III from base costs to the indirect cost pool. Retain supporting documentation.

B. Abnormal or Mass Separation Costs (required)

Enter any abnormal or mass separation costs paid on behalf of general administrative positions charged to unrestricted resources (0000-1999) in funds 01, 09, and 62 with functions 7200-7700. These costs will be moved in Part III from the indirect cost pool to base costs. If none, enter zero. — **Entry required**

Part III - Indirect Cost Rate Calculation (Funds 01, 09, and 62, unless indicated otherwise)

A. Indirect Costs

1. Other General Administration, less portion charged to restricted resources or specific goals
(Functions 7200-7600, objects 1000-5999, minus Line B9) — 910,864.49

2. Centralized Data Processing, less portion charged to restricted resources or specific goals
(Function 7700, objects 1000-5999, minus Line B10) — 0.00

3. External Financial Audit - Single Audit (Function 7190, resources 0000-1999, goals 0000 and 9000, objects 5000 - 5999)	23,000.00
4. Staff Relations and Negotiations (Function 7120, resources 0000-1999, goals 0000 and 9000, objects 1000 - 5999)	0.00
5. Plant Maintenance and Operations (portion relating to general administrative offices only)	
(Functions 8100-8400, objects 1000-5999 except 5100, times Part I, Line C)	119,646.29
6. Facilities Rents and Leases (portion relating to general administrative offices only)	
(Function 8700, resources 0000-1999, objects 1000-5999 except 5100, times Part I, Line C)	0.00
7. Adjustment for Employment Separation Costs	
a. Plus: Normal Separation Costs (Part II, Line A)	0.00
b. Less: Abnormal or Mass Separation Costs (Part II, Line B)	0.00
8. Total Indirect Costs (Lines A1 through A7a, minus Line A7b)	1,053,510.78
9. Carry-Forward Adjustment (Part IV, Line F)	0.00
10. Total Adjusted Indirect Costs (Line A8 plus Line A9)	1,053,510.78
B. Base Costs	
1. Instruction (Functions 1000-1999, objects 1000-5999 except 5100)	10,637,474.40
2. Instruction-Related Services (Functions 2000-2999, objects 1000-5999 except 5100)	1,560,863.81
3. Pupil Services (Functions 3000-3999, objects 1000-5999 except 4700 and 5100)	597,171.85
4. Ancillary Services (Functions 4000-4999, objects 1000-5999 except 5100)	79,519.38
5. Community Services (Functions 5000-5999, objects 1000-5999 except 5100)	6,500.00
6. Enterprise (Function 6000, objects 1000-5999 except 4700 and 5100)	0.00
7. Board and Superintendent (Functions 7100-7180, objects 1000-5999, minus Part III, Line A4)	335,363.07
8. External Financial Audit - Single Audit and Other (Functions 7190-7191, objects 5000 - 5999, minus Part III, Line A3)	0.00
9. Other General Administration (portion charged to restricted resources or specific goals only)	
(Functions 7200-7600, resources 2000-9999, objects 1000-5999; Functions 7200-7600,	
resources 0000-1999, all goals except 0000 and 9000, objects 1000-5999)	453,652.93
10. Centralized Data Processing (portion charged to restricted resources or specific goals only)	
(Function 7700, resources 2000-9999, objects 1000-5999; Function 7700, resources 0000-1999, all goals	
except 0000 and 9000, objects 1000-5999)	0.00
11. Plant Maintenance and Operations (all except portion relating to general administrative offices)	
(Functions 8100-8400, objects 1000-5999 except 5100, minus Part III, Line A5)	1,404,510.30
12. Facilities Rents and Leases (all except portion relating to general administrative offices)	
(Function 8700, objects 1000-5999 except 5100, minus Part III, Line A6)	0.00
13. Adjustment for Employment Separation Costs	
a. Less: Normal Separation Costs (Part II, Line A)	0.00
b. Plus: Abnormal or Mass Separation Costs (Part II, Line B)	0.00
14. Student Activity (Fund 08, functions 4000-5999, objects 1000-5999 except 5100)	0.00
15. Adult Education (Fund 11, functions 1000-6999, 8100-8400, and 8700, objects 1000-5999 except 5100)	0.00
16. Child Development (Fund 12, functions 1000-6999, 8100-8400 & 8700, objects 1000-5999 except 4700 & 5100)	0.00
17. Cafeteria (Funds 13 & 61, functions 1000-6999, 8100-8400 & 8700, objects 1000-5999 except 4700 & 5100)	496,761.26
18. Foundation (Funds 19 & 57, functions 1000-6999, 8100-8400 & 8700, objects 1000-5999 except 4700 & 5100)	0.00
19. Total Base Costs (Lines B1 through B12 and Lines B13b through B18, minus Line B13a)	15,571,817.00
C. Straight Indirect Cost Percentage Before Carry-Forward Adjustment	
(For information only - not for use when claiming/recovering indirect costs)	
(Line A8 divided by Line B19)	6.77%
D. Preliminary Proposed Indirect Cost Rate	
(For final approved fixed-with-carry-forward rate for use in 2027-28 see www.cde.ca.gov/fg/ac/ic)	
(Line A10 divided by Line B19)	6.77%

Part IV - Carry-forward Adjustment

The carry-forward adjustment is an after-the-fact adjustment for the difference between indirect costs recoverable using the indirect cost rate approved for use in a given year, and the actual indirect costs incurred in that year. The carry-forward adjustment eliminates

the need for LEAs to file amended federal reports when their actual indirect costs vary from the estimated indirect costs on which the approved rate was based.

Where the ratio of indirect costs incurred in the current year is less than the estimated ratio of indirect costs on which the approved rate for use in the current year was based, the carry-forward adjustment is limited by using either the approved rate times current year base costs, or the highest rate actually used to recover costs from any program times current year base costs, if the highest rate used was less than the approved rate. Rates used to recover costs from programs are displayed in Exhibit A.

A. Indirect costs incurred in the current year (Part III, Line A8)	1,053,510.78
B. Carry-forward adjustment from prior year(s)	
1. Carry-forward adjustment from the second prior year	470,300.34
2. Carry-forward adjustment amount deferred from prior year(s), if any	0.00
C. Carry-forward adjustment for under- or over-recovery in the current year	
1. Under-recovery: Part III, Line A8, plus carry-forward adjustment from prior years, minus (approved indirect cost rate (11.64%) times Part III, Line B19); zero if negative	0.00
2. Over-recovery: Part III, Line A8, plus carry-forward adjustment from prior years, minus the lesser of (approved indirect cost rate (11.64%) times Part III, Line B19) or (the highest rate used to recover costs from any program (33.74%) times Part III, Line B19); zero if positive	0.00
D. Preliminary carry-forward adjustment (Line C1 or C2)	0.00
E. Optional allocation of negative carry-forward adjustment over more than one year	
Where a negative carry-forward adjustment causes the proposed approved rate to fall below zero or would reduce the rate at which the LEA could recover indirect costs to such an extent that it would cause the LEA significant fiscal harm, the LEA may request that the carry-forward adjustment be allocated over more than one year. Where allocation of a negative carry-forward adjustment over more than one year does not resolve a negative rate, the CDE will work with the LEA on a case-by-case basis to establish an approved rate.	
Option 1. Preliminary proposed approved rate (Part III, Line D) if entire negative carry-forward adjustment is applied to the current year calculation:	not applicable
Option 2. Preliminary proposed approved rate (Part III, Line D) if one-half of negative carry-forward adjustment is applied to the current year calculation and the remainder is deferred to one or more future years:	not applicable
Option 3. Preliminary proposed approved rate (Part III, Line D) if one-third of negative carry-forward adjustment is applied to the current year calculation and the remainder is deferred to one or more future years:	not applicable
LEA request for Option 1, Option 2, or Option 3	1
F. Carry-forward adjustment used in Part III, Line A9 (Line D minus amount deferred if Option 2 or Option 3 is selected)	0.00

Approved indirect cost rate: 11.64%

Highest rate used in any program: 33.74%

Note: In one or more resources, the rate used is greater than the approved rate.

Fund	Resource	Eligible Expenditures (Objects 1000-5999 except 4700 & 5100)	Indirect Costs Charged (Objects 7310 and 7350)	Rate Used
01	1100	309,772.14	2,098.21	0.68%
01	2600	1,148,979.79	46,488.22	4.05%
01	3010	362,111.25	37,412.75	10.33%
01	3310	317,874.09	10,462.11	3.29%
01	3386	30,026.20	973.80	3.24%
01	4035	88,558.84	5,407.30	6.11%
01	6010	785,924.85	21,915.40	2.79%
01	6266	192,324.43	3,848.23	2.00%
01	6332	618,593.07	16,042.13	2.59%
01	6500	270,412.57	22,074.40	8.16%
01	6770	179,534.36	2,258.60	1.26%
01	7210	57,835.63	7,618.91	13.17%
01	8150	72,716.18	24,532.90	33.74%

Description	Object Codes	Lottery: Unrestricted (Resource 1100)	Transferred to Other Resources for Expenditure	Lottery: Instructional Materials (Resource 6300)*	Totals
A. AMOUNT AVAILABLE FOR THIS FISCAL YEAR					
1. Adjusted Beginning Fund Balance	9791-9795	238,571.01		151,458.44	390,029.45
2. State Lottery Revenue	8560	156,877.30		144,360.23	301,237.53
3. Other Local Revenue	8600-8799	0.00		0.00	0.00
4. Transfers from Funds of Lapsed/Reorganized Districts	8965	0.00		0.00	0.00
5. Proceeds from SBITAs	8974	0.00		0.00	0.00
6. Contributions from Unrestricted Resources (Total must be zero)	8980	0.00			0.00
7. Total Available (Sum Lines A1 through A6)		395,448.31	0.00	295,818.67	691,266.98
B. EXPENDITURES AND OTHER FINANCING USES					
1. Certificated Salaries	1000-1999	0.00		0.00	0.00
2. Classified Salaries	2000-2999	0.00		0.00	0.00
3. Employee Benefits	3000-3999	0.00		0.00	0.00
4. Books and Supplies	4000-4999	84,326.47		121,666.77	205,993.24
5. a. Services and Other Operating Expenditures (Resource 1100)	5000-5999	225,445.67			225,445.67
b. Services and Other Operating Expenditures (Resource 6300)	5000-5999, except 5100, 5710, 5800			0.00	0.00
c. Duplicating Costs for Instructional Materials (Resource 6300)	5100, 5710, 5800			68,000.00	68,000.00
6. Capital Outlay	6000-6999	0.00		0.00	0.00
7. Tuition	7100-7199	0.00			0.00
8. Interagency Transfers Out					
a. To Other Districts, County Offices, and Charter Schools	7211, 7212, 7221, 7222, 7281, 7282	0.00			0.00
b. To JPAs and All Others	7213, 7223, 7283, 7299	0.00			0.00
9. Transfers of Indirect Costs	7300-7399	2,098.21			2,098.21
10. Debt Service	7400-7499	0.00			0.00
11. All Other Financing Uses	7630-7699	0.00			0.00
12. Total Expenditures and Other Financing Uses (Sum Lines B1 through B11)		311,870.35	0.00	189,666.77	501,537.12
C. ENDING BALANCE (Must equal Line A7 minus Line B12)	979Z	83,577.96	0.00	106,151.90	189,729.86

D. COMMENTS:

Explanation needed for amounts in shaded cells for Resource 6300.

Data from this report will be used to prepare a report to the Legislature as required by Control Section 24.60 of the Budget Act.

*Pursuant to Government Code Section 8880.4(a)(2)(B) and the definition in Education Code Section 60010(h), Resource 6300 funds are to be used for the purchase of instructional materials only. Any amounts in the shaded cells of this column should be reviewed for appropriateness.

Description	Direct Costs - Interfund		Indirect Costs - Interfund		Interfund Transfers In 8900-8929	Interfund Transfers Out 7600-7629	Due From Other Funds 9310	Due To Other Funds 9610
	Transfers In 5750	Transfers Out 5750	Transfers In 7350	Transfers Out 7350				
01 GENERAL FUND								
Expenditure Detail	0.00	0.00	0.00	0.00				
Other Sources/Uses Detail					0.00	250,000.00		
Fund Reconciliation							112,301.45	250,000.00
08 STUDENT ACTIVITY SPECIAL REVENUE FUND								
Expenditure Detail	0.00	0.00	0.00	0.00				
Other Sources/Uses Detail					0.00	0.00		
Fund Reconciliation							0.00	0.00
09 CHARTER SCHOOLS SPECIAL REVENUE FUND								
Expenditure Detail	0.00	0.00	0.00	0.00				
Other Sources/Uses Detail					0.00	0.00		
Fund Reconciliation							0.00	0.00
10 SPECIAL EDUCATION PASS-THROUGH FUND								
Expenditure Detail								
Other Sources/Uses Detail								
Fund Reconciliation							0.00	0.00
11 ADULT EDUCATION FUND								
Expenditure Detail	0.00	0.00	0.00	0.00				
Other Sources/Uses Detail					0.00	0.00		
Fund Reconciliation							0.00	0.00
12 CHILD DEVELOPMENT FUND								
Expenditure Detail	0.00	0.00	0.00	0.00				
Other Sources/Uses Detail					0.00	0.00		
Fund Reconciliation							0.00	0.00
13 CAFETERIA SPECIAL REVENUE FUND								
Expenditure Detail	0.00	0.00	0.00	0.00				
Other Sources/Uses Detail					0.00	0.00		
Fund Reconciliation							0.00	112,236.30
14 DEFERRED MAINTENANCE FUND								
Expenditure Detail	0.00	0.00						
Other Sources/Uses Detail					250,000.00	0.00		
Fund Reconciliation							250,000.00	0.00
15 PUPIL TRANSPORTATION EQUIPMENT FUND								
Expenditure Detail	0.00	0.00						
Other Sources/Uses Detail					0.00	0.00		
Fund Reconciliation							0.00	0.00
17 SPECIAL RESERVE FUND FOR OTHER THAN CAPITAL OUTLAY								
Expenditure Detail								
Other Sources/Uses Detail					0.00	0.00		
Fund Reconciliation							0.00	0.00
18 SCHOOL BUS EMISSIONS REDUCTION FUND								
Expenditure Detail	0.00	0.00						
Other Sources/Uses Detail					0.00	0.00		

Description	Direct Costs - Interfund Transfers In 5750	Direct Costs - Interfund Transfers Out 5750	Indirect Costs - Interfund Transfers In 7350	Indirect Costs - Interfund Transfers Out 7350	Interfund Transfers In 8900-8929	Interfund Transfers Out 7600-7629	Due From Other Funds 9310	Due To Other Funds 9610
Fund Reconciliation							0.00	0.00
19 FOUNDATION SPECIAL REVENUE FUND								
Expenditure Detail	0.00	0.00	0.00	0.00				
Other Sources/Uses Detail						0.00		
Fund Reconciliation							0.00	0.00
20 SPECIAL RESERVE FUND FOR POSTEMPLOYMENT BENEFITS								
Expenditure Detail								
Other Sources/Uses Detail					0.00	0.00		
Fund Reconciliation							0.00	0.00
21 BUILDING FUND								
Expenditure Detail	0.00	0.00						
Other Sources/Uses Detail					0.00	0.00		
Fund Reconciliation							0.00	0.00
25 CAPITAL FACILITIES FUND								
Expenditure Detail	0.00	0.00						
Other Sources/Uses Detail					0.00	0.00		
Fund Reconciliation							0.00	0.00
30 STATE SCHOOL BUILDING LEASE/PURCHASE FUND								
Expenditure Detail	0.00	0.00						
Other Sources/Uses Detail					0.00	0.00		
Fund Reconciliation							0.00	0.00
35 COUNTY SCHOOL FACILITIES FUND								
Expenditure Detail	0.00	0.00						
Other Sources/Uses Detail					0.00	0.00		
Fund Reconciliation							0.00	0.00
40 SPECIAL RESERVE FUND FOR CAPITAL OUTLAY PROJECTS								
Expenditure Detail	0.00	0.00						
Other Sources/Uses Detail					0.00	0.00		
Fund Reconciliation							0.00	65.15
49 CAP PROJ FUND FOR BLENDED COMPONENT UNITS								
Expenditure Detail	0.00	0.00						
Other Sources/Uses Detail					0.00	0.00		
Fund Reconciliation							0.00	0.00
51 BOND INTEREST AND REDEMPTION FUND								
Expenditure Detail								
Other Sources/Uses Detail					0.00	0.00		
Fund Reconciliation							0.00	0.00
52 DEBT SVC FUND FOR BLENDED COMPONENT UNITS								
Expenditure Detail								
Other Sources/Uses Detail					0.00	0.00		
Fund Reconciliation							0.00	0.00

Description	Direct Costs - Interfund Transfers In 5750	Direct Costs - Interfund Transfers Out 5750	Indirect Costs - Interfund Transfers In 7350	Indirect Costs - Interfund Transfers Out 7350	Interfund Transfers In 8900-8929	Interfund Transfers Out 7600-7629	Due From Other Funds 9310	Due To Other Funds 9610
53 TAX OVERRIDE FUND								
Expenditure Detail								
Other Sources/Uses Detail					0.00	0.00		
Fund Reconciliation							0.00	0.00
56 DEBT SERVICE FUND								
Expenditure Detail								
Other Sources/Uses Detail					0.00	0.00		
Fund Reconciliation							0.00	0.00
57 FOUNDATION PERMANENT FUND								
Expenditure Detail	0.00	0.00	0.00	0.00				
Other Sources/Uses Detail						0.00		
Fund Reconciliation							0.00	0.00
61 CAFETERIA ENTERPRISE FUND								
Expenditure Detail	0.00	0.00	0.00	0.00				
Other Sources/Uses Detail					0.00	0.00		
Fund Reconciliation							0.00	0.00
62 CHARTER SCHOOLS ENTERPRISE FUND								
Expenditure Detail	0.00	0.00	0.00	0.00				
Other Sources/Uses Detail					0.00	0.00		
Fund Reconciliation							0.00	0.00
63 OTHER ENTERPRISE FUND								
Expenditure Detail	0.00	0.00						
Other Sources/Uses Detail					0.00	0.00		
Fund Reconciliation							0.00	0.00
66 WAREHOUSE REVOLVING FUND								
Expenditure Detail	0.00	0.00						
Other Sources/Uses Detail					0.00	0.00		
Fund Reconciliation							0.00	0.00
67 SELF-INSURANCE FUND								
Expenditure Detail	0.00	0.00						
Other Sources/Uses Detail					0.00	0.00		
Fund Reconciliation							0.00	0.00
71 RETIREE BENEFIT FUND								
Expenditure Detail								
Other Sources/Uses Detail					0.00			
Fund Reconciliation							0.00	0.00
73 FOUNDATION PRIVATE-PURPOSE TRUST FUND								
Expenditure Detail	0.00	0.00						
Other Sources/Uses Detail					0.00			
Fund Reconciliation							0.00	0.00
76 WARRANT/PASS-THROUGH FUND								
Expenditure Detail								
Other Sources/Uses Detail								
Fund Reconciliation							0.00	0.00

Description	Direct Costs - Interfund Transfers In 5750	Direct Costs - Interfund Transfers Out 5750	Indirect Costs - Interfund Transfers In 7350	Indirect Costs - Interfund Transfers Out 7350	Interfund Transfers In 8900-8929	Interfund Transfers Out 7600-7629	Due From Other Funds 9310	Due To Other Funds 9610
95 STUDENT BODY FUND								
Expenditure Detail								
Other Sources/Uses Detail								
Fund Reconciliation							0.00	0.00
TOTALS	0.00	0.00	0.00	0.00	250,000.00	250,000.00	362,301.45	362,301.45

Description	Direct Costs - Interfund Transfers In 5750	Transfers Out 5750	Indirect Costs - Interfund Transfers In 7350	Transfers Out 7350	Interfund Transfers In 8900-8929	Interfund Transfers Out 7600-7629	Due From Other Funds 9310	Due To Other Funds 9610
01 GENERAL FUND								
Expenditure Detail	0.00	0.00	0.00	0.00				
Other Sources/Uses Detail					0.00	422,965.81		
Fund Reconciliation								
08 STUDENT ACTIVITY SPECIAL REVENUE FUND								
Expenditure Detail	0.00	0.00	0.00	0.00				
Other Sources/Uses Detail					0.00	0.00		
Fund Reconciliation								
09 CHARTER SCHOOLS SPECIAL REVENUE FUND								
Expenditure Detail	0.00	0.00	0.00	0.00				
Other Sources/Uses Detail					0.00	0.00		
Fund Reconciliation								
10 SPECIAL EDUCATION PASS-THROUGH FUND								
Expenditure Detail								
Other Sources/Uses Detail								
Fund Reconciliation								
11 ADULT EDUCATION FUND								
Expenditure Detail	0.00	0.00	0.00	0.00				
Other Sources/Uses Detail					0.00	0.00		
Fund Reconciliation								
12 CHILD DEVELOPMENT FUND								
Expenditure Detail	0.00	0.00	0.00	0.00				
Other Sources/Uses Detail					0.00	0.00		
Fund Reconciliation								
13 CAFETERIA SPECIAL REVENUE FUND								
Expenditure Detail	0.00	0.00	0.00	0.00				
Other Sources/Uses Detail					172,965.81	0.00		
Fund Reconciliation								
14 DEFERRED MAINTENANCE FUND								
Expenditure Detail	0.00	0.00						
Other Sources/Uses Detail					250,000.00	0.00		
Fund Reconciliation								
15 PUPIL TRANSPORTATION EQUIPMENT FUND								
Expenditure Detail	0.00	0.00						
Other Sources/Uses Detail					0.00	0.00		
Fund Reconciliation								
17 SPECIAL RESERVE FUND FOR OTHER THAN CAPITAL OUTLAY								
Expenditure Detail								
Other Sources/Uses Detail					0.00	0.00		
Fund Reconciliation								
18 SCHOOL BUS EMISSIONS REDUCTION FUND								
Expenditure Detail	0.00	0.00						
Other Sources/Uses Detail					0.00	0.00		
Fund Reconciliation								

Description	Direct Costs - Interfund Transfers In 5750	Transfers Out 5750	Indirect Costs - Interfund Transfers In 7350	Transfers Out 7350	Interfund Transfers In 8900-8929	Interfund Transfers Out 7600-7629	Due From Other Funds 9310	Due To Other Funds 9610
19 FOUNDATION SPECIAL REVENUE FUND								
Expenditure Detail	0.00	0.00	0.00	0.00				
Other Sources/Uses Detail						0.00		
Fund Reconciliation								
20 SPECIAL RESERVE FUND FOR POSTEMPLOYMENT BENEFITS								
Expenditure Detail								
Other Sources/Uses Detail					0.00	0.00		
Fund Reconciliation								
21 BUILDING FUND								
Expenditure Detail	0.00	0.00						
Other Sources/Uses Detail					0.00	0.00		
Fund Reconciliation								
25 CAPITAL FACILITIES FUND								
Expenditure Detail	0.00	0.00						
Other Sources/Uses Detail					0.00	0.00		
Fund Reconciliation								
30 STATE SCHOOL BUILDING LEASE/PURCHASE FUND								
Expenditure Detail	0.00	0.00						
Other Sources/Uses Detail					0.00	0.00		
Fund Reconciliation								
35 COUNTY SCHOOL FACILITIES FUND								
Expenditure Detail	0.00	0.00						
Other Sources/Uses Detail					0.00	0.00		
Fund Reconciliation								
40 SPECIAL RESERVE FUND FOR CAPITAL OUTLAY PROJECTS								
Expenditure Detail	0.00	0.00						
Other Sources/Uses Detail					0.00	0.00		
Fund Reconciliation								
49 CAP PROJ FUND FOR BLENDED COMPONENT UNITS								
Expenditure Detail	0.00	0.00						
Other Sources/Uses Detail					0.00	0.00		
Fund Reconciliation								
51 BOND INTEREST AND REDEMPTION FUND								
Expenditure Detail								
Other Sources/Uses Detail					0.00	0.00		
Fund Reconciliation								
52 DEBT SVC FUND FOR BLENDED COMPONENT UNITS								
Expenditure Detail								
Other Sources/Uses Detail					0.00	0.00		
Fund Reconciliation								
53 TAX OVERRIDE FUND								
Expenditure Detail								
Other Sources/Uses Detail					0.00	0.00		
Fund Reconciliation								

Description	Direct Costs - Interfund Transfers In 5750	Transfers Out 5750	Indirect Costs - Interfund Transfers In 7350	Transfers Out 7350	Interfund Transfers In 8900-8929	Interfund Transfers Out 7600-7629	Due From Other Funds 9310	Due To Other Funds 9610
56 DEBT SERVICE FUND								
Expenditure Detail								
Other Sources/Uses Detail					0.00	0.00		
Fund Reconciliation								
57 FOUNDATION PERMANENT FUND								
Expenditure Detail	0.00	0.00	0.00	0.00				
Other Sources/Uses Detail						0.00		
Fund Reconciliation								
61 CAFETERIA ENTERPRISE FUND								
Expenditure Detail	0.00	0.00	0.00	0.00				
Other Sources/Uses Detail					0.00	0.00		
Fund Reconciliation								
62 CHARTER SCHOOLS ENTERPRISE FUND								
Expenditure Detail	0.00	0.00	0.00	0.00				
Other Sources/Uses Detail					0.00	0.00		
Fund Reconciliation								
63 OTHER ENTERPRISE FUND								
Expenditure Detail	0.00	0.00						
Other Sources/Uses Detail					0.00	0.00		
Fund Reconciliation								
66 WAREHOUSE REVOLVING FUND								
Expenditure Detail	0.00	0.00						
Other Sources/Uses Detail					0.00	0.00		
Fund Reconciliation								
67 SELF-INSURANCE FUND								
Expenditure Detail	0.00	0.00						
Other Sources/Uses Detail					0.00	0.00		
Fund Reconciliation								
71 RETIREE BENEFIT FUND								
Expenditure Detail								
Other Sources/Uses Detail					0.00			
Fund Reconciliation								
73 FOUNDATION PRIVATE-PURPOSE TRUST FUND								
Expenditure Detail	0.00	0.00						
Other Sources/Uses Detail					0.00			
Fund Reconciliation								
76 WARRANT/PASS-THROUGH FUND								
Expenditure Detail								
Other Sources/Uses Detail								
Fund Reconciliation								
95 STUDENT BODY FUND								
Expenditure Detail								
Other Sources/Uses Detail								
Fund Reconciliation								
TOTALS	0.00	0.00	0.00	0.00	422,965.81	422,965.81		

Provide methodology and assumptions used to estimate ADA, enrollment, revenues, expenditures, reserves and fund balance, and multiyear commitments (including cost-of-living adjustments).

Deviations from the standards must be explained and may affect the approval of the budget.

CRITERIA AND STANDARDS

1. CRITERION: Average Daily Attendance

STANDARD: Projected funded average daily attendance (ADA) has not been overestimated in 1) the first prior fiscal year OR in 2) two or more of the previous three fiscal years by more than the following percentage levels:

Percentage Level	District ADA
3.0%	0 to 300
2.0%	301 to 1,000
1.0%	1,001 and over

District ADA (Form A, Estimated P-2 ADA column, lines A4 and C4):	766
District's ADA Standard Percentage Level:	**2.0%**

1A. Calculating the District's ADA Variances

DATA ENTRY: For the Third, Second, and First Prior Years, enter Estimated Funded ADA in the Original Budget Funded ADA column; enter district regular ADA and charter school ADA corresponding to financial data reported in the General Fund, only, for the Third, Second, and First Prior Years. All other data are extracted.

Fiscal Year	Original Budget Funded ADA (Form A, Lines A4 and C4)	Estimated/Unaudited Actuals Funded ADA (Form A, Lines A4 and C4)	ADA Variance Level (If Budget is greater than Actuals, else N/A)	Status
Third Prior Year (2023-24)				
District Regular	874	858		
Charter School				
Total ADA	**874**	**858**	**1.8%**	**Met**
Second Prior Year (2024-25)				
District Regular	841	817		
Charter School				
Total ADA	**841**	**817**	**2.8%**	**Not Met**
First Prior Year (2025-26)				
District Regular	832	823		
Charter School		0		
Total ADA	**832**	**823**	**1.1%**	**Met**
Budget Year (2026-27)				
District Regular	810			
Charter School	0			
Total ADA	**810**			

1B. Comparison of District ADA to the Standard

DATA ENTRY: Enter an explanation if the standard is not met.

1a. STANDARD MET - Funded ADA has not been overestimated by more than the standard percentage level for the first prior year.

Explanation:
(required if NOT met)

1b. STANDARD MET - Funded ADA has not been overestimated by more than the standard percentage level for two or more of the previous three years.

Explanation:
(required if NOT met)

2. CRITERION: Enrollment

STANDARD: Projected enrollment has not been overestimated in 1) the first prior fiscal year OR in 2) two or more of the previous three fiscal years by more than the following percentage levels:

Percentage Level	District ADA
3.0%	0 to 300
2.0%	301 to 1,000
1.0%	1,001 and over

District ADA (Form A, Estimated P-2 ADA column, lines A4 and C4): 766

District's Enrollment Standard Percentage Level: 2.0%

2A. Calculating the District's Enrollment Variances

DATA ENTRY: Enter data in the Enrollment, Budget, column for all fiscal years and in the Enrollment, CALPADS Actual column for the First Prior Year; all other data are extracted or calculated. CALPADS Actual enrollment data preloaded in the District Regular lines will include both District Regular and Charter School enrollment. Districts will need to adjust the District Regular enrollment lines and the Charter School enrollment lines accordingly. Enter district regular enrollment and charter school enrollment corresponding to financial data reported in the General Fund, only, for all fiscal years.

Fiscal Year	Enrollment Budget	Enrollment CALPADS Actual	Enrollment Variance Level (If Budget is greater than Actual, else N/A)	Status
Third Prior Year (2023-24)				
District Regular	892	869		
Charter School				
Total Enrollment	**892**	**869**	**2.6%**	**Not Met**
Second Prior Year (2024-25)				
District Regular	894	869		
Charter School				
Total Enrollment	**894**	**869**	**2.8%**	**Not Met**
First Prior Year (2025-26)				
District Regular	855	848		
Charter School				
Total Enrollment	**855**	**848**	**0.8%**	**Met**
Budget Year (2026-27)				
District Regular	829			
Charter School				
Total Enrollment	**829**			

2B. Comparison of District Enrollment to the Standard

DATA ENTRY: Enter an explanation if the standard is not met.

1a. STANDARD MET - Enrollment has not been overestimated by more than the standard percentage level for the first prior year.

Explanation: (required if NOT met)

1b. STANDARD NOT MET - Enrollment was estimated above the standard for two or more of the previous three years. Provide reasons for the overestimate, a description of the methods and assumptions used in projecting enrollment, and what changes will be made to improve the accuracy of projections in this area.

Explanation: (required if NOT met)

During the 24/25 Budget Development, we over projected our enrollment numbers due to instability in leadership and the ability to fully analyze enrollment projections. Continued projections of declining enrollment.

3. CRITERION: ADA to Enrollment

STANDARD: Projected second period (P-2) average daily attendance (ADA) to enrollment ratio for any of the budget year or two subsequent fiscal years has not increased from the historical average ratio from the three prior fiscal years by more than one half of one percent (0.5%).

3A. Calculating the District's ADA to Enrollment Standard

DATA ENTRY: All data are extracted or calculated. Data should reflect district regular and charter school ADA/enrollment corresponding to financial data reported in the General Fund, only, for all fiscal years.

Fiscal Year	P-2 ADA Estimated/Unaudited Actuals (Form A, Lines A4 and C4)	Enrollment CALPADS Actual (Criterion 2, Item 2A)	Historical Ratio of ADA to Enrollment
Third Prior Year (2023-24)			
District Regular	789	869	
Charter School		0	
Total ADA/Enrollment	**789**	**869**	**90.8%**
Second Prior Year (2024-25)			
District Regular	810	869	
Charter School	0		
Total ADA/Enrollment	**810**	**869**	**93.2%**
First Prior Year (2025-26)			
District Regular	798	848	
Charter School			
Total ADA/Enrollment	**798**	**848**	**94.1%**
		Historical Average Ratio:	92.7%
		District's ADA to Enrollment Standard (historical average ratio plus 0.5%):	**93.2%**

3B. Calculating the District's Projected Ratio of ADA to Enrollment

DATA ENTRY: Enter data in the Estimated P-2 ADA column for the two subsequent years. Enter data in the Enrollment column for the two subsequent years. Data should reflect district regular and charter school ADA/enrollment corresponding to financial data reported in the General Fund only, for all fiscal years. All other data are extracted or calculated.

Fiscal Year	Estimated P-2 ADA Budget (Form A, Lines A4 and C4)	Enrollment Budget/Projected (Criterion 2, Item 2A)	Ratio of ADA to Enrollment	Status
Budget Year (2026-27)				
District Regular	766	829		
Charter School	0			
Total ADA/Enrollment	**766**	**829**	**92.4%**	**Met**
1st Subsequent Year (2027-28)				
District Regular	749	810		
Charter School				
Total ADA/Enrollment	**749**	**810**	**92.4%**	**Met**
2nd Subsequent Year (2028-29)				
District Regular	719	778		
Charter School				
Total ADA/Enrollment	**719**	**778**	**92.4%**	**Met**

3C. Comparison of District ADA to Enrollment Ratio to the Standard

DATA ENTRY: Enter an explanation if the standard is not met.

1a. STANDARD MET - Projected P-2 ADA to enrollment ratio has not exceeded the standard for the budget and two subsequent fiscal years.

Explanation:
(required if NOT met)

4. CRITERION: LCFF Revenue

STANDARD: Projected local control funding formula (LCFF) revenue for any of the budget year or two subsequent fiscal years has not changed from the prior fiscal year by more than the change in population, plus the district's cost-of-living adjustment (COLA), plus or minus one percent.

For basic aid districts, projected LCFF revenue has not changed from the prior fiscal year by more than the percent change in property tax revenues plus or minus one percent.

For districts funded by necessary small school formulas, projected LCFF revenue has not changed from the prior fiscal year amount by more than the district's COLA, plus or minus one percent.

4A. District's LCFF Revenue Standard

Indicate which standard applies:

LCFF Revenue

Basic Aid

Necessary Small School

The District must select which LCFF revenue standard applies.

LCFF Revenue Standard selected: LCFF Revenue

4A1. Calculating the District's LCFF Revenue Standard

DATA ENTRY: Enter data in Step 1a for the two subsequent fiscal years. All other data is extracted or calculated. Enter data for Steps 2a through 2b1. All other data is calculated.

Projected LCFF Revenue

		Prior Year (2025-26)	Budget Year (2026-27)	1st Subsequent Year (2027-28)	2nd Subsequent Year (2028-29)
Step 1 - Change in Population					
a.	ADA (Funded) (Form A, lines A6 and C4)	846.06	833.06	817.72	793.69
b.	Prior Year ADA (Funded)		846.06	833.06	817.72
c.	Difference (Step 1a minus Step 1b)		(13.00)	(15.34)	(24.03)
d.	Percent Change Due to Population (Step 1c divided by Step 1b)		(1.54%)	(1.84%)	(2.94%)
Step 2 - Change in Funding Level					
a.	Prior Year LCFF Funding		8,784,627.00	8,902,898.00	8,900,768.00
b1.	COLA percentage		4.31%	3.30%	3.09%
b2.	COLA amount (proxy for purposes of this criterion)		378,617.42	293,795.63	275,033.73
c.	Percent Change Due to Funding Level (Step 2b2 divided by Step 2a)		4.31%	3.30%	3.09%
Step 3 - Total Change in Population and Funding Level (Step 1d plus Step 2c)			2.77%	1.46%	.15%
	LCFF Revenue Standard (Step 3, plus/minus 1%):		**1.77% to 3.77%**	**0.46% to 2.46%**	**-0.85% to 1.15%**

4A2. Alternate LCFF Revenue Standard - Basic Aid

DATA ENTRY: If applicable to your district, input data in the 1st and 2nd Subsequent Year columns for projected local property taxes; all other data are extracted or calculated.

Basic Aid District Projected LCFF Revenue

	Prior Year (2025-26)	Budget Year (2026-27)	1st Subsequent Year (2027-28)	2nd Subsequent Year (2028-29)
Projected Local Property Taxes (Form 01, Objects 8021 - 8089)	2,935,386.45	3,277,480.34	3,277,480.34	3,277,480.34
Percent Change from Previous Year		**N/A**	**N/A**	**N/A**
Basic Aid Standard (percent change from previous year, plus/minus 1%):		**N/A**	**N/A**	**N/A**

4A3. Alternate LCFF Revenue Standard - Necessary Small School

DATA ENTRY: All data are extracted or calculated.

Necessary Small School District Projected LCFF Revenue

	Budget Year (2026-27)	1st Subsequent Year (2027-28)	2nd Subsequent Year (2028-29)
Necessary Small School Standard (COLA Step 2c, plus/minus 1%):	**N/A**	**N/A**	**N/A**

4B. Calculating the District's Projected Change in LCFF Revenue

DATA ENTRY: Enter data in the 1st and 2nd Subsequent Year columns for LCFF Revenue; all other data are extracted or calculated.

	Prior Year (2025-26)	Budget Year (2026-27)	1st Subsequent Year (2027-28)	2nd Subsequent Year (2028-29)
LCFF Revenue (Fund 01, Objects 8011, 8012, 8020-8089)	11,946,129.45	12,351,619.34	12,515,364.00	12,479,323.00
District's Projected Change in LCFF Revenue:		3.39%	1.33%	(.29%)
LCFF Revenue Standard		**1.77% to 3.77%**	**0.46% to 2.46%**	**-0.85% to 1.15%**
Status:		Met	Met	Met

4C. Comparison of District LCFF Revenue to the Standard

DATA ENTRY: Enter an explanation if the standard is not met.

1a. STANDARD MET - Projected change in LCFF revenue has met the standard for the budget and two subsequent fiscal years.

Explanation:
(required if NOT met)

5. **CRITERION: Salaries and Benefits**

STANDARD: Projected ratio of total unrestricted salaries and benefits to total unrestricted general fund expenditures for any of the budget year or two subsequent fiscal years has not changed from the historical average ratio from the three prior fiscal years by more than the greater of three percent or the district's required reserves percentage.

5A. Calculating the District's Historical Average Ratio of Unrestricted Salaries and Benefits to Total Unrestricted General Fund Expenditures

DATA ENTRY: All data are extracted or calculated.

Fiscal Year	Estimated/Unaudited Actuals - Unrestricted (Resources 0000-1999) Salaries and Benefits (Form 01, Objects 1000-3999)	Total Expenditures (Form 01, Objects 1000-7499)	Ratio of Unrestricted Salaries and Benefits to Total Unrestricted Expenditures
Third Prior Year (2023-24)	9,168,018.35	13,789,060.96	66.5%
Second Prior Year (2024-25)	10,398,926.91	12,945,550.29	80.3%
First Prior Year (2025-26)	9,214,669.75	11,592,293.90	79.5%
		Historical Average Ratio:	75.4%

	Budget Year (2026-27)	1st Subsequent Year (2027-28)	2nd Subsequent Year (2028-29)
District's Reserve Standard Percentage (Criterion 10B, Line 4):	4.0%	4.0%	4.0%
District's Salaries and Benefits Standard (historical average ratio, plus/minus the greater of 3% or the district's reserve standard percentage):	**71.4% to 79.4%**	**71.4% to 79.4%**	**71.4% to 79.4%**

5B. Calculating the District's Projected Ratio of Unrestricted Salaries and Benefits to Total Unrestricted General Fund Expenditures

DATA ENTRY: If Form MYP exists, Unrestricted Salaries and Benefits, and Total Unrestricted Expenditures data for the 1st and 2nd Subsequent Years will be extracted; if not, enter data for the two subsequent years. All other data are extracted or calculated.

Fiscal Year	Budget - Unrestricted (Resources 0000-1999) Salaries and Benefits (Form 01, Objects 1000-3999) (Form MYP, Lines B1-B3)	Total Expenditures (Form 01, Objects 1000-7499) (Form MYP, Lines B1-B8, B10)	Ratio of Unrestricted Salaries and Benefits to Total Unrestricted Expenditures	Status
Budget Year (2026-27)	8,848,979.11	11,290,603.39	78.4%	Met
1st Subsequent Year (2027-28)	8,781,075.92	11,867,566.82	74.0%	Met
2nd Subsequent Year (2028-29)	9,001,778.97	12,263,374.70	73.4%	Met

5C. Comparison of District Salaries and Benefits Ratio to the Standard

DATA ENTRY: Enter an explanation if the standard is not met.

1a. STANDARD MET - Ratio of total unrestricted salaries and benefits to total unrestricted expenditures has met the standard for the budget and two subsequent fiscal years.

Explanation:
(required if NOT met)

6. CRITERION: Other Revenues and Expenditures

STANDARD: Projected operating revenues (including federal, other state, and other local) or expenditures (including books and supplies, and services and other operating), for any of the budget year or two subsequent fiscal years, have not changed from the prior fiscal year amount by more than the percentage change in population and the funded cost-of-living adjustment (COLA) plus or minus ten percent.

For each major object category, changes that exceed the percentage change in population and the funded COLA plus or minus five percent must be explained.

6A. Calculating the District's Other Revenues and Expenditures Standard Percentage Ranges

DATA ENTRY: All data are extracted or calculated.

	Budget Year (2026-27)	1st Subsequent Year (2027-28)	2nd Subsequent Year (2028-29)
1. District's Change in Population and Funding Level (Criterion 4A1, Step 3):	2.77%	1.46%	.15%
2. District's Other Revenues and Expenditures Standard Percentage Range (Line 1, plus/minus 10%):	**-7.23% to 12.77%**	**-8.54% to 11.46%**	**-9.85% to 10.15%**
3. District's Other Revenues and Expenditures Explanation Percentage Range (Line 1, plus/minus 5%):	-2.23% to 7.77%	-3.54% to 6.46%	-4.85% to 5.15%

6B. Calculating the District's Change by Major Object Category and Comparison to the Explanation Percentage Range (Section 6A, Line 3)

DATA ENTRY: If Form MYP exists, the 1st and 2nd Subsequent Year data for each revenue and expenditure section will be extracted; if not, enter data for the two subsequent years. All other data are extracted or calculated.

Explanations must be entered for each category if the percent change for any year exceeds the district's explanation percentage range.

Object Range / Fiscal Year	Amount	Percent Change Over Previous Year	Change Is Outside Explanation Range
Federal Revenue (Fund 01, Objects 8100-8299) (Form MYP, Line A2)			
First Prior Year (2025-26)	1,121,700.64		
Budget Year (2026-27)	876,126.52	(21.89%)	Yes
1st Subsequent Year (2027-28)	876,126.52	0.00%	No
2nd Subsequent Year (2028-29)	876,126.52	0.00%	No

Explanation: (required if Yes) Decrease of one time funds

Other State Revenue (Fund 01, Objects 8300-8599) (Form MYP, Line A3)			
First Prior Year (2025-26)	2,917,053.35		
Budget Year (2026-27)	2,860,919.36	(1.92%)	No
1st Subsequent Year (2027-28)	2,496,429.20	(12.74%)	Yes
2nd Subsequent Year (2028-29)	2,515,634.93	.77%	No

Explanation: (required if Yes) Declining enrollment decreasing our lottery and other ada funded revenue

Other Local Revenue (Fund 01, Objects 8600-8799) (Form MYP, Line A4)			
First Prior Year (2025-26)	1,259,313.69		
Budget Year (2026-27)	567,693.00	(54.92%)	Yes
1st Subsequent Year (2027-28)	567,693.00	0.00%	No
2nd Subsequent Year (2028-29)	567,693.00	0.00%	No

Explanation: (required if Yes) Decrease of one time fund transfer after closing fund 20 and 63.

Books and Supplies (Fund 01, Objects 4000-4999) (Form MYP, Line B4)

First Prior Year (2025-26)	722,574.19		
Budget Year (2026-27)	483,856.62	(33.04%)	Yes
1st Subsequent Year (2027-28)	691,940.19	43.01%	Yes
2nd Subsequent Year (2028-29)	492,569.60	(28.81%)	Yes

Explanation: (required if Yes)
Budget math curriculum adoption in 27/28.

Services and Other Operating Expenditures (Fund 01, Objects 5000-5999) (Form MYP, Line B5)

First Prior Year (2025-26)	3,066,851.36		
Budget Year (2026-27)	2,718,344.89	(11.36%)	Yes
1st Subsequent Year (2027-28)	3,362,256.28	23.69%	Yes
2nd Subsequent Year (2028-29)	3,387,494.86	.75%	No

Explanation: (required if Yes)
Decrease of funds that covered ongoing expenses, went back to general fund.

6C. Calculating the District's Change in Total Operating Revenues and Expenditures (Section 6A, Line 2)

DATA ENTRY: All data are extracted or calculated.

Total Federal, Other State, and Other Local Revenue (Criterion 6B)

Object Range / Fiscal Year	Amount	Percent Change Over Previous Year	Status
First Prior Year (2025-26)	5,298,067.68		
Budget Year (2026-27)	4,304,738.88	(18.75%)	Not Met
1st Subsequent Year (2027-28)	3,940,248.72	(8.47%)	Met
2nd Subsequent Year (2028-29)	3,959,454.45	.49%	Met

Total Books and Supplies, and Services and Other Operating Expenditures (Criterion 6B)

First Prior Year (2025-26)	3,789,425.55		
Budget Year (2026-27)	3,202,201.51	(15.50%)	Not Met
1st Subsequent Year (2027-28)	4,054,196.47	26.61%	Not Met
2nd Subsequent Year (2028-29)	3,880,064.46	(4.30%)	Met

6D. Comparison of District Total Operating Revenues and Expenditures to the Standard Percentage Range

DATA ENTRY: Explanations are linked from Section 6B if the status in Section 6C is not met; no entry is allowed below.

1a. STANDARD NOT MET - Projected total operating revenues have changed by more than the standard in one or more of the budget or two subsequent fiscal years. Reasons for the projected change, descriptions of the methods and assumptions used in the projections, and what changes, if any, will be made to bring the projected operating revenues within the standard must be entered in Section 6A above and will also display in the explanation box below.

Explanation: Federal Revenue (linked from 6B if NOT met)	Decrease of one time funds
Explanation: Other State Revenue (linked from 6B if NOT met)	Declining enrollment decreasing our lottery and other ada funded revenue
Explanation: Other Local Revenue (linked from 6B if NOT met)	Decrease of one time fund transfer after closing fund 20 and 63.

1b. STANDARD NOT MET - Projected total operating expenditures have changed by more than the standard in one or more of the budget or two subsequent fiscal years. Reasons for the projected change, descriptions of the methods and assumptions used in the projections, and what changes, if any, will be made to bring the projected operating expenditures within the standard must be entered in Section 6A above and will also display in the explanation box below.

Explanation: Books and Supplies (linked from 6B if NOT met)	Budget math curriculum adoption in 27/28.
Explanation: **Services and Other Exps** (linked from 6B if NOT met)	Decrease of funds that covered ongoing expenses, went back to general fund.

7. CRITERION: Facilities Maintenance

STANDARD: Confirm that the annual contribution for facilities maintenance funding is not less than the amount required pursuant to Education Code Section 17070.75, if applicable, and that the district is providing adequately to preserve the functionality of its facilities for their normal life in accordance with Education Code sections 52060(d)(1) and 17002(d)(1).

Determining the District's Compliance with the Contribution Requirement for EC Section 17070.75 - Ongoing and Major Maintenance/Restricted Maintenance Account (OMMA/RMA)

NOTE: EC Section 17070.75 requires the district to deposit into the account a minimum amount equal to or greater than three percent of the total general fund expenditures and other financing uses for that fiscal year. Statute exclude the following resource codes from the total general fund expenditures calculation: 3212, 3213, 3214, 3216, 3218, 3219, 3225, 3226, 3227, 3228, 5316, 5632, 5633, 5634, 7027, and 7690.

DATA ENTRY: Click the appropriate Yes or No button for special education local plan area (SELPA) administrative units (AUs); all other data are extracted or calculated. If standard is not met, enter an X in the appropriate box and enter an explanation, if applicable.

1. a. For districts that are the AU of a SELPA, do you choose to exclude revenues that are passed through to participating members of the SELPA from the OMMA/RMA required minimum contribution calculation?

   b. Pass-through revenues and apportionments that may be excluded from the OMMA/RMA calculation per EC Section 17070.75(b)(2)(D) (Fund 10, resources 3300-3499, 6500-6540 and 6546, objects 7211-7213 and 7221-7223) — 0.00

2. Ongoing and Major Maintenance/Restricted Maintenance Account

a. Budgeted Expenditures and Other Financing Uses (Form 01, objects 1000-7999, exclude resources 3212, 3213, 3214, 3216, 3218, 3219, 3225, 3226, 3227, 3228, 5316, 5632, 5633, 5634, 7027, and 7690)	16,200,405.63			
b. Plus: Pass-through Revenues and Apportionments (Line 1b, if line 1a is No)				
		3% Required Minimum Contribution (Line 2c times 3%)	Budgeted Contribution[1] to the Ongoing and Major Maintenance Account	Status
c. Net Budgeted Expenditures and Other Financing Uses	16,200,405.63	486,012.17	75,000.00	Not Met

[1] Fund 01, Resource 8150, Objects 8900-8999

If standard is not met, enter an X in the box that best describes why the minimum required contribution was not made:

- [ ] Not applicable (district does not participate in the Leroy F. Greene School Facilities Act of 1998)
- [X] Exempt (due to district's small size [EC Section 17070.75 (b)(2)(E)])
- [ ] Other (explanation must be provided)

Explanation: (required if NOT met and Other is marked)

The District fell below the 900 ADA requirement and now does not maintain an Ongoing and Major Maintenance/Restricted Maintenance Account.

8. CRITERION: Deficit Spending

STANDARD: Unrestricted deficit spending (total unrestricted expenditures and other financing uses is greater than total unrestricted revenues and other financing sources) as a percentage of total unrestricted expenditures and other financing uses, has not exceeded one-third of the district's available reserves[1] as a percentage of total expenditures and other financing uses[2] in two out of three prior fiscal years.

8A. Calculating the District's Deficit Spending Standard Percentage Levels

DATA ENTRY: All data are extracted or calculated.

		Third Prior Year (2023-24)	Second Prior Year (2024-25)	First Prior Year (2025-26)
1.	District's Available Reserve Amounts (resources 0000-1999)			
	a. Stabilization Arrangements (Funds 01 and 17, Object 9750)	0.00	0.00	0.00
	b. Reserve for Economic Uncertainties (Funds 01 and 17, Object 9789)	689,950.49	0.00	648,016.23
	c. Unassigned/Unappropriated (Funds 01 and 17, Object 9790)	422,460.34	174,098.97	128,134.05
	d. Negative General Fund Ending Balances in Restricted Resources (Fund 01, Object 979Z, if negative, for each of resources 2000-9999)	0.00	0.00	0.00
	e. Available Reserves (Lines 1a through 1d)	1,112,410.83	174,098.97	776,150.28
2.	Expenditures and Other Financing Uses			
	a. District's Total Expenditures and Other Financing Uses (Fund 01, objects 1000-7999)	20,305,737.10	17,907,101.83	17,265,665.56
	b. Plus: Special Education Pass-through Funds (Fund 10, resources 3300-3499, 6500-6540 and 6546, objects 7211-7213 and 7221-7223)			0.00
	c. Total Expenditures and Other Financing Uses (Line 2a plus Line 2b)	20,305,737.10	17,907,101.83	17,265,665.56
3.	District's Available Reserve Percentage (Line 1e divided by Line 2c)	5.5%	1.0%	4.5%
	District's Deficit Spending Standard Percentage Levels (Line 3 times 1/3):	**1.8%**	**.3%**	**1.5%**

[1]Available reserves are the unrestricted amounts in the Stabilization Arrangement, Reserve for Economic Uncertainties, and Unassigned/Unappropriated accounts in the General Fund and the Special Reserve Fund for Other Than Capital Outlay Projects. Available reserves will be reduced by any negative ending balances in restricted resources in the General Fund.

[2]A school district that is the Administrative Unit of a Special Education Local Plan Area (SELPA) may exclude from its expenditures the distribution of funds to its participating members.

8B. Calculating the District's Deficit Spending Percentages

DATA ENTRY: All data are extracted or calculated.

Fiscal Year	Net Change in Unrestricted Fund Balance (Form 01, Section E)	Total Unrestricted Expenditures and Other Financing Uses (Form 01, Objects 1000-7999)	Deficit Spending Level (If Net Change in Unrestricted Fund Balance is negative, else N/A)	Status
Third Prior Year (2023-24)	(2,940,939.53)	13,789,060.96	21.3%	Not Met
Second Prior Year (2024-25)	(938,311.86)	12,945,550.29	7.2%	Not Met
First Prior Year (2025-26)	761,620.31	11,592,293.90	N/A	Met
Budget Year (2026-27) (Information only)	211,660.46	11,713,569.20		

8C. Comparison of District Deficit Spending to the Standard

DATA ENTRY: Enter an explanation if the standard is not met.

1a. STANDARD NOT MET - Unrestricted deficit spending has exceeded the standard percentage levels for two or more of the previous three fiscal years. Provide reasons for the deficit spending, a description of the methods and assumptions used in balancing the unrestricted budgets, and what change, if any, will be made to ensure that the subsequent budgets are balanced within the standard.

Explanation:
(required if NOT met)

The prior years had deficit spending due to many unfornate events in the last few years under prior superintendents with poor decisions and leadership.

9. CRITERION: Fund and Cash Balances

A. Fund Balance STANDARD: Budgeted beginning unrestricted general fund balance has not been overestimated for two out of three prior fiscal years by more than the following percentage levels:

Percentage Level [1]	District ADA
1.7%	0 to 300
1.3%	301 to 1,000
1.0%	1,001 to 30,000
0.7%	30,001 to 250,000
0.3%	250,001 and over

[1] Percentage levels equate to a rate of deficit spending which would eliminate recommended reserves for economic uncertainties over a three year period.

District Estimated P-2 ADA (Form A, Lines A6 and C4):	789
District's Fund Balance Standard Percentage Level:	**1.3%**

9A-1. Calculating the District's Unrestricted General Fund Beginning Balance Percentages

DATA ENTRY: Enter data in the Original Budget column for the First, Second, and Third Prior Years; all other data are extracted or calculated.

Fiscal Year	Unrestricted General Fund Beginning Balance [2] (Form 01, Line F1e, Unrestricted Column) Original Budget	Estimated/Unaudited Actuals	Beginning Fund Balance Variance Level (If overestimated, else N/A)	Status
Third Prior Year (2023-24)	3,674,172.47	4,134,186.04	N/A	Met
Second Prior Year (2024-25)	1,245,522.12	1,193,246.51	4.2%	Not Met
First Prior Year (2025-26)	789,265.90	254,934.65	67.7%	Not Met
Budget Year (2026-27) (Information only)	1,016,554.96			

[2] Adjusted beginning balance, including audit adjustments and other restatements (objects 9791-9795)

9A-2. Comparison of District Unrestricted Beginning Fund Balance to the Standard

DATA ENTRY: Enter an explanation if the standard is not met.

1a. STANDARD NOT MET - Unrestricted general fund beginning balance was estimated above the standard for two or more of the previous three years. Provide reasons for the overestimate, a description of the methods and assumptions used in projecting the beginning unrestricted fund balance, and what changes, if any, will be made to improve the accuracy of projecting the unrestricted beginning fund balance.

Explanation: (required if NOT met)	Audit finding adjustments

B. Cash Balance Standard: Projected general fund cash balance will be positive at the end of the current fiscal year.

9B-1: Determining if the District's Ending Cash Balance is Positive

DATA ENTRY: If Form CASH exists, data will be extracted; if not, data must be entered below.

Fiscal Year	Ending Cash Balance General Fund (Form CASH, Line F, June Column)	Status
Current Year (2026-27)	2,591,241.08	Met

9B-2. Comparison of the District's Ending Cash Balance to the Standard

DATA ENTRY: Enter an explanation if the standard is not met.

1a. STANDARD MET - Projected general fund cash balance will be positive at the end of the current fiscal year.

Explanation:
(required if NOT met)

10. CRITERION: Reserves

STANDARD: Available reserves[1] for any of the budget year or two subsequent fiscal years are not less than the following percentages or amounts[2] as applied to total expenditures and other financing uses[3]:

DATA ENTRY: Budget Year data are extracted. If Form MYP exists, 1st and 2nd Subsequent Year data will be extracted. If not, enter district regular ADA and charter school ADA corresponding to financial data reported in the General Fund, only, for the two subsequent years.

Percentage Level	District ADA
5% or $90,000 (greater of)	0 to 300
4% or $90,000 (greater of)	301 to 1,000
3%	1,001 to 30,000
2%	30,001 to 250,000
1%	250,001 and over

[1] Available reserves are the unrestricted amounts in the Stabilization Arrangements, Reserve for Economic Uncertainties, and Unassigned/Unappropriated accounts in the General Fund and the Special Reserve Fund for Other Than Capital Outlay Projects. Available reserves will be reduced by any negative ending balances in restricted resources in the General Fund.

[2] Dollar amounts to be adjusted annually by the prior year statutory cost-of-living adjustment, as referenced in Education Code Section 42238.02, rounded to the nearest thousand.

[3] A school district that is the Administrative Unit (AU) of a Special Education Local Plan Area (SELPA) may exclude from its expenditures the distribution of funds to its participating members.

	Budget Year (2026-27)	1st Subsequent Year (2027-28)	2nd Subsequent Year (2028-29)
District Estimated P-2 ADA (Budget Year, Form A, Lines A4 and C4. Subsequent Years, Form MYP, Line F2, if available.)	766	749	719
District's Reserve Standard Percentage Level:	**4%**	**4%**	**4%**

10A. Calculating the District's Special Education Pass-through Exclusions (only for districts that serve as the AU of a SELPA)

DATA ENTRY: For SELPA AUs, if Form MYP exists, all data will be extracted including the Yes/No button selection. If not, click the appropriate Yes or No button for item 1. If Yes, enter data for item 2a. If No, enter data for the two subsequent years in item 2b; Budget Year data are extracted.

For districts that serve as the AU of a SELPA (Form MYP, Lines F1a, F1b1, and F1b2):

1. Do you choose to exclude from the reserve calculation the pass-through funds distributed to SELPA members? YES

2. If you are the SELPA AU and are excluding special education pass-through funds:

   a. Enter the name(s) of the SELPA(s):

	Budget Year (2026-27)	1st Subsequent Year (2027-28)	2nd Subsequent Year (2028-29)
b. Special Education Pass-through Funds (Fund 10, resources 3300-3499, 6500-6540 and 6546, objects 7211-7213 and 7221-7223)	0.00		

10B. Calculating the District's Reserve Standard

DATA ENTRY: If Form MYP exists, 1st and 2nd Subsequent Year data for lines 1 and 2 will be extracted; if not, enter data for the two subsequent years.

All other data are extracted or calculated.

	Budget Year (2026-27)	1st Subsequent Year (2027-28)	2nd Subsequent Year (2028-29)
1. Expenditures and Other Financing Uses (Fund 01, objects 1000-7999) (Form MYP, Line B11)	16,200,405.63	17,066,265.58	17,206,879.03
2. Plus: Special Education Pass-through (Criterion 10A, Line 2b, if Criterion 10A, Line 1 is No)			
3. Total Expenditures and Other Financing Uses (Line B1 plus Line B2)	16,200,405.63	17,066,265.58	17,206,879.03

4.	Reserve Standard Percentage Level	4%	4%	4%
5.	Reserve Standard - by Percent (Line B3 times Line B4)	648,016.23	682,650.62	688,275.16
6.	Reserve Standard - by Amount ($90,000 for districts with 0 to 1,000 ADA, else 0)	90,000.00	90,000.00	90,000.00
7.	**District's Reserve Standard (Greater of Line B5 or Line B6)**	**648,016.23**	**682,650.62**	**688,275.16**

10C. Calculating the District's Budgeted Reserve Amount

DATA ENTRY: If Form MYP exists, 1st and 2nd Subsequent Year data for lines 1 through 7 will be extracted; if not, enter data for the two subsequent years.
All other data are extracted or calculated.

Reserve Amounts (Unrestricted resources 0000-1999 except Line 4):		Budget Year (2026-27)	1st Subsequent Year (2027-28)	2nd Subsequent Year (2028-29)
1.	General Fund - Stabilization Arrangements (Fund 01, Object 9750) (Form MYP, Line E1a)	0.00	0.00	0.00
2.	General Fund - Reserve for Economic Uncertainties (Fund 01, Object 9789) (Form MYP, Line E1b)	648,016.23	690,185.52	687,987.89
3.	General Fund - Unassigned/Unappropriated Amount (Fund 01, Object 9790) (Form MYP, Line E1c)	580,199.19	223,882.55	(525,059.63)
4.	General Fund - Negative Ending Balances in Restricted Resources (Fund 01, Object 979Z, if negative, for each of resources 2000-9999) (Form MYP, Line E1d)	0.00	0.00	0.00
5.	Special Reserve Fund - Stabilization Arrangements (Fund 17, Object 9750) (Form MYP, Line E2a)	0.00	0.00	0.00
6.	Special Reserve Fund - Reserve for Economic Uncertainties (Fund 17, Object 9789) (Form MYP, Line E2b)	0.00	0.00	0.00
7.	Special Reserve Fund - Unassigned/Unappropriated Amount (Fund 17, Object 9790) (Form MYP, Line E2c)	0.00	0.00	0.00
8.	District's Budgeted Reserve Amount (Lines C1 thru C7)	1,228,215.42	914,068.07	162,928.26
9.	District's Budgeted Reserve Percentage (Information only) (Line 8 divided by Section 10B, Line 3)	7.58%	5.36%	.95%
	District's Reserve Standard (Section 10B, Line 7):	**648,016.23**	**682,650.62**	**688,275.16**
	Status:	Met	Met	Not Met

10D. Comparison of District Reserve Amount to the Standard

DATA ENTRY: Enter an explanation if the standard is not met.

1a. STANDARD NOT MET - Projected available reserves are below the standard in one or more of the budget or two subsequent fiscal years. Provide reasons for reserves falling below the standard and what plans and actions are anticipated to be taken to increase reserves to, or above, the standard.

Explanation:
(required if NOT met)

Declining enrollment is affecting our funding, we will need look at class size ratios and staffing levels in future years.

SUPPLEMENTAL INFORMATION

DATA ENTRY: Click the appropriate Yes or No button for items S1 through S4. Enter an explanation for each Yes answer.

S1. Contingent Liabilities

1a. Does your district have any known or contingent liabilities (e.g., financial or program audits, litigation, state compliance reviews) that may impact the budget? — Yes

1b. If Yes, identify the liabilities and how they may impact the budget:

Financial audits both 23/24 & 24/25 are outstanding.

S2. Use of One-time Revenues for Ongoing Expenditures

1a. Does your district have ongoing general fund expenditures in the budget in excess of one percent of the total general fund expenditures that are funded with one-time resources? — No

1b. If Yes, identify the expenditures and explain how the one-time resources will be replaced to continue funding the ongoing expenditures in the following fiscal years:

S3. Use of Ongoing Revenues for One-time Expenditures

1a. Does your district have large non-recurring general fund expenditures that are funded with ongoing general fund revenues? — No

1b. If Yes, identify the expenditures:

S4. Contingent Revenues

1a. Does your district have projected revenues for the budget year or either of the two subsequent fiscal years contingent on reauthorization by the local government, special legislation, or other definitive act (e.g., parcel taxes, forest reserves)? — No

1b. If Yes, identify any of these revenues that are dedicated for ongoing expenses and explain how the revenues will be replaced or expenditures reduced:

S5. Contributions

Identify projected contributions from unrestricted resources in the general fund to restricted resources in the general fund for the budget year and two subsequent fiscal years. Provide an explanation if contributions have changed from the prior fiscal year amounts by more than $20,000 and more than ten percent. Explanation should include whether contributions are ongoing or one-time in nature.

Identify projected transfers to or from the general fund to cover operating deficits in either the general fund or any other fund for the budget year and two subsequent fiscal years. Provide an explanation if transfers have changed from the prior fiscal year amounts by more than $20,000 and more than ten percent. Explanation should include whether transfers are ongoing or one-time in nature.

Estimate the impact of any capital projects on the general fund operational budget.

District's Contributions and Transfers Standard: -10.0% to +10.0% or -$20,000 to +$20,000

S5A. Identification of the District's Projected Contributions, Transfers, and Capital Projects that may Impact the General Fund

DATA ENTRY: For Contributions, enter data in the Projection column for the 1st and 2nd Subsequent Years. Contributions for the First Prior Year and Budget Year data will be extracted. For Transfers In and Transfers Out, the First Prior Year and Budget Year data will be extracted. If Form MYP exists, the data will be extracted for the 1st and 2nd Subsequent Years. If Form MYP does not exist, enter data for the 1st and 2nd Subsequent Years. Click the appropriate button for 1d. All other data are extracted or calculated.

Description / Fiscal Year	Projection	Amount of Change	Percent Change	Status
1a. Contributions, Unrestricted General Fund (Fund 01, Resources 0000-1999, Object 8980)				
First Prior Year (2025-26)	(758,923.41)			
Budget Year (2026-27)	(791,820.53)	32,897.12	4.3%	Met
1st Subsequent Year (2027-28)	(906,199.55)	114,379.02	14.4%	Not Met
2nd Subsequent Year (2028-29)	(951,693.26)	45,493.71	5.0%	Met
1b. Transfers In, General Fund *				
First Prior Year (2025-26)	0.00			
Budget Year (2026-27)	0.00	0.00	0.0%	Met
1st Subsequent Year (2027-28)	0.00	0.00	0.0%	Met
2nd Subsequent Year (2028-29)	0.00	0.00	0.0%	Met
1c. Transfers Out, General Fund *				
First Prior Year (2025-26)	250,000.00			
Budget Year (2026-27)	422,965.81	172,965.81	69.2%	Not Met
1st Subsequent Year (2027-28)	422,965.81	0.00	0.0%	Met
2nd Subsequent Year (2028-29)	422,965.81	0.00	0.0%	Met

1d. Impact of Capital Projects

Do you have any capital projects that may impact the general fund operational budget? No

* Include transfers used to cover operating deficits in either the general fund or any other fund.

S5B. Status of the District's Projected Contributions, Transfers, and Capital Projects

DATA ENTRY: Enter an explanation if Not Met for items 1a-1c or if Yes for item 1d.

1a. NOT MET - The projected contributions from the unrestricted general fund to restricted general fund programs have changed by more than the standard for one or more of the budget or subsequent two fiscal years. Identify restricted programs and amount of contribution for each program and whether contributions are ongoing or one-time in nature. Explain the district's plan, with timeframes, for reducing or eliminating the contribution.

Explanation: (required if NOT met)

Declining enrollment is affecting our funding, we will need look at class size ratios and staffing levels in future years.

1b. MET - Projected transfers in have not changed by more than the standard for the budget and two subsequent fiscal years.

Explanation:
(required if NOT met)

1c. NOT MET - The projected transfers out of the general fund have changed by more than the standard for one or more of the budget or subsequent two fiscal years. Identify the amount(s) transferred, by fund, and whether transfers are ongoing or one-time in nature. If ongoing, explain the district's plan, with timeframes, for reducing or eliminating the transfers.

Explanation:
(required if NOT met)

Contribution to the cafeteria fund

1d. NO - There are no capital projects that may impact the general fund operational budget.

Project Information:
(required if YES)

S6. Long-term Commitments

Identify all existing and new multiyear commitments[1] and their annual required payments for the budget year and two subsequent fiscal years. Explain how any increase in annual payments will be funded. Also explain how any decrease to funding sources used to pay long-term commitments will be replaced.

[1] Include multiyear commitments, multiyear debt agreements, and new programs or contracts that result in long-term obligations.

S6A. Identification of the District's Long-term Commitments

DATA ENTRY: Click the appropriate button in item 1 and enter data in all columns of item 2 for applicable long-term commitments; there are no extractions in this section.

1. Does your district have long-term (multiyear) commitments?
   (If No, skip item 2 and Sections S6B and S6C) — No

2. If Yes to item 1, list all new and existing multiyear commitments and required annual debt service amounts. Do not include long-term commitments for postemployment benefits other than pensions (OPEB); OPEB is disclosed in item S7A.

Type of Commitment	# of Years Remaining	SACS Fund and Object Codes Used For: Funding Sources (Revenues)	Debt Service (Expenditures)	Principal Balance as of July 1, 2026
Leases				
Certificates of Participation				
General Obligation Bonds				
Supp Early Retirement Program				
State School Building Loans				
Compensated Absences				
Other Long-term Commitments (do not include OPEB):				
TOTAL:				0

Type of Commitment (continued)	Prior Year (2025-26) Annual Payment (P & I)	Budget Year (2026-27) Annual Payment (P & I)	1st Subsequent Year (2027-28) Annual Payment (P & I)	2nd Subsequent Year (2028-29) Annual Payment (P & I)
Leases				
Certificates of Participation				
General Obligation Bonds				
Supp Early Retirement Program				
State School Building Loans				
Compensated Absences				
Other Long-term Commitments (continued):				
Total Annual Payments:	0	0	0	0
Has total annual payment increased over prior year (2025-26)?		**No**	**No**	**No**

S6B. Comparison of the District's Annual Payments to Prior Year Annual Payment

DATA ENTRY: Enter an explanation if Yes.

1a. No - Annual payments for long-term commitments have not increased in one or more of the budget and two subsequent fiscal years.

Explanation:
(required if Yes to increase in total annual payments)

S6C. Identification of Decreases to Funding Sources Used to Pay Long-term Commitments

DATA ENTRY: Click the appropriate Yes or No button in item 1; if Yes, an explanation is required in item 2.

1. Will funding sources used to pay long-term commitments decrease or expire prior to the end of the commitment period, or are they one-time sources?

N/A

2. No - Funding sources will not decrease or expire prior to the end of the commitment period, and one-time funds are not being used for long-term commitment annual payments.

Explanation:
(required if Yes)

S7. Unfunded Liabilities

Estimate the unfunded liability for postemployment benefits other than pensions (OPEB) based on an actuarial valuation, if required, or other method; identify or estimate the actuarially determined contribution (if available); and indicate how the obligation is funded (pay-as-you-go, amortized over a specific period, etc.).

Estimate the unfunded liability for self-insurance programs such as workers' compensation based on an actuarial valuation, if required, or other method; identify or estimate the required contribution; and indicate how the obligation is funded (level of risk retained, funding approach, etc.).

S7A. Identification of the District's Estimated Unfunded Liability for Postemployment Benefits Other than Pensions (OPEB)

DATA ENTRY: Click the appropriate button in item 1 and enter data in all other applicable items; there are no extractions in this section except the budget year data on line 5b.

1 Does your district provide postemployment benefits other than pensions (OPEB)? (If No, skip items 2-5) — Yes

2 For the district's OPEB:

a. Are they lifetime benefits? — No

b. Do benefits continue past age 65? — No

c. Describe any other characteristics of the district's OPEB program including eligibility criteria and amounts, if any, that retirees are required to contribute toward their own benefits:

Actuarial

3 a. Are OPEB financed on a pay-as-you-go, actuarial cost, or other method? — Actuarial

b. Indicate any accumulated amounts earmarked for OPEB in a self-insurance or governmental fund

Self-Insurance Fund	Governmental Fund
0	3,479,921

4 OPEB Liabilities

a. Total OPEB liability	2,819,685.00
b. OPEB plan(s) fiduciary net position (if applicable)	3,479,921.46
c. Total/Net OPEB liability (Line 4a minus Line 4b)	(660,236.46)
d. Is total OPEB liability based on the district's estimate or an actuarial valuation?	Actuarial
e. If based on an actuarial valuation, indicate the measurement date of the OPEB valuation	6/30/2024

5 OPEB Contributions

	Budget Year (2026-27)	1st Subsequent Year (2027-28)	2nd Subsequent Year (2028-29)
a. OPEB actuarially determined contribution (ADC), if available, per actuarial valuation or Alternative Measurement Method	0.00	0.00	0.00
b. OPEB amount contributed (for this purpose, include premiums paid to a self-insurance fund) (funds 01-70, objects 3701-3752)	137,379.89	327,371.35	327,371.35
c. Cost of OPEB benefits (equivalent of "pay-as-you-go" amount)	0.00	0.00	0.00
d. Number of retirees receiving OPEB benefits	0.00	0.00	0.00

S7B. Identification of the District's Unfunded Liability for Self-Insurance Programs

DATA ENTRY: Click the appropriate button in item 1 and enter data in all other applicable items; there are no extractions in this section.

1 Does your district operate any self-insurance programs such as workers' compensation, employee health and welfare, or property and liability? (Do not include OPEB, which is covered in Section S7A) (If No, skip items 2-4)

No

2 Describe each self-insurance program operated by the district, including details for each such as level of risk retained, funding approach, basis for valuation (district's estimate or actuarial), and date of the valuation:

3. Self-Insurance Liabilities

a. Accrued liability for self-insurance programs	
b. Unfunded liability for self-insurance programs	

4. Self-Insurance Contributions

	Budget Year (2026-27)	1st Subsequent Year (2027-28)	2nd Subsequent Year (2028-29)
a. Required contribution (funding) for self-insurance programs			
b. Amount contributed (funded) for self-insurance programs			

S8. Status of Labor Agreements

Analyze the status of all employee labor agreements. Identify new labor agreements, as well as new commitments provided as part of previously ratified multiyear agreements; and include all contracts, including all administrator contracts (and including all compensation). For new agreements, indicate the date of the required board meeting. Compare the increase in new commitments to the projected increase in ongoing revenues, and explain how these commitments will be funded in future fiscal years.

If salary and benefit negotiations are not finalized at budget adoption, upon settlement with certificated or classified staff:

The school district must determine the cost of the settlement, including salaries, benefits, and any other agreements that change costs, and provide the county office of education (COE) with an analysis of the cost of the settlement and its impact on the operating budget.

The county superintendent shall review the analysis relative to the criteria and standards, and may provide written comments to the president of the district governing board and superintendent.

S8A. Cost Analysis of District's Labor Agreements - Certificated (Non-management) Employees

DATA ENTRY: Enter all applicable data items; there are no extractions in this section.

	Prior Year (2nd Interim) (2025-26)	Budget Year (2026-27)	1st Subsequent Year (2027-28)	2nd Subsequent Year (2028-29)
Number of certificated (non-management) full - time - equivalent (FTE) positions	57.00	49.60	49.60	49.60

Certificated (Non-management) Salary and Benefit Negotiations

1. Are salary and benefit negotiations settled for the budget year? No

If Yes, and the corresponding public disclosure documents have been filed with the COE, complete questions 2 and 3.

If Yes, and the corresponding public disclosure documents have not been filed with the COE, complete questions 2-5.

If No, identify the unsettled negotiations including any prior year unsettled negotiations and then complete questions 6 and 7.

Negotiations Settled

2a. Per Government Code Section 3547.5(a), date of public disclosure board meeting:

2b. Per Government Code Section 3547.5(b), was the agreement certified by the district superintendent and chief business official?

If Yes, date of Superintendent and CBO certification:

3. Per Government Code Section 3547.5(c), was a budget revision adopted to meet the costs of the agreement?

If Yes, date of budget revision board adoption:

4. Period covered by the agreement: Begin Date: End Date:

5. Salary settlement:

	Budget Year (2026-27)	1st Subsequent Year (2027-28)	2nd Subsequent Year (2028-29)
Is the cost of salary settlement included in the budget and multiyear projections (MYPs)?			
One Year Agreement			
Total cost of salary settlement			
% change in salary schedule from prior year			
or			
Multiyear Agreement			
Total cost of salary settlement			
% change in salary schedule from prior year (may enter text, such as "Reopener")			

Identify the source of funding that will be used to support multiyear salary commitments:

Negotiations Not Settled

6. Cost of a one percent increase in salary and statutory benefits

7. Amount included for any tentative salary schedule increases

	Budget Year (2026-27)	1st Subsequent Year (2027-28)	2nd Subsequent Year (2028-29)
7. Amount included for any tentative salary schedule increases			

Certificated (Non-management) Health and Welfare (H&W) Benefits

	Budget Year (2026-27)	1st Subsequent Year (2027-28)	2nd Subsequent Year (2028-29)
1. Are costs of H&W benefit changes included in the budget and MYPs?			
2. Total cost of H&W benefits			
3. Percent of H&W cost paid by employer			
4. Percent projected change in H&W cost over prior year			

Certificated (Non-management) Prior Year Settlements

Are any new costs from prior year settlements included in the budget?

If Yes, amount of new costs included in the budget and MYPs

If Yes, explain the nature of the new costs:

Certificated (Non-management) Step and Column Adjustments

	Budget Year (2026-27)	1st Subsequent Year (2027-28)	2nd Subsequent Year (2028-29)
1. Are step & column adjustments included in the budget and MYPs?			
2. Cost of step & column adjustments			
3. Percent change in step & column over prior year			

Certificated (Non-management) Attrition (layoffs and retirements)

	Budget Year (2026-27)	1st Subsequent Year (2027-28)	2nd Subsequent Year (2028-29)
1. Are savings from attrition included in the budget and MYPs?			
2. Are additional H&W benefits for those laid-off or retired employees included in the budget and MYPs?			

Certificated (Non-management) - Other

List other significant contract changes and the cost impact of each change (i.e., class size, hours of employment, leave of absence, bonuses, etc.):

S8B. Cost Analysis of District's Labor Agreements - Classified (Non-management) Employees

DATA ENTRY: Enter all applicable data items; there are no extractions in this section.

	Prior Year (2nd Interim) (2025-26)	Budget Year (2026-27)	1st Subsequent Year (2027-28)	2nd Subsequent Year (2028-29)
Number of classified(non - management) FTE positions	59.00	70.41	70.41	70.41

Classified (Non-management) Salary and Benefit Negotiations

1. Are salary and benefit negotiations settled for the budget year? No

If Yes, and the corresponding public disclosure documents have been filed with the COE, complete questions 2 and 3.
If Yes, and the corresponding public disclosure documents have not been filed with the COE, complete questions 2-5.
If No, identify the unsettled negotiations including any prior year unsettled negotiations and then complete questions 6 and 7.

Negotiations Settled

2a. Per Government Code Section 3547.5(a), date of public disclosure board meeting:

2b. Per Government Code Section 3547.5(b), was the agreement certified by the district superintendent and chief business official?
If Yes, date of Superintendent and CBO certification:

3. Per Government Code Section 3547.5(c), was a budget revision adopted to meet the costs of the agreement?
If Yes, date of budget revision board adoption:

4. Period covered by the agreement: Begin Date: End Date:

5. Salary settlement:

	Budget Year (2026-27)	1st Subsequent Year (2027-28)	2nd Subsequent Year (2028-29)
Is the cost of salary settlement included in the budget and multiyear projections (MYPs)?			
One Year Agreement			
Total cost of salary settlement			
% change in salary schedule from prior year			
or			
Multiyear Agreement			
Total cost of salary settlement			
% change in salary schedule from prior year (may enter text, such as "Reopener")			

Identify the source of funding that will be used to support multiyear salary commitments:

Negotiations Not Settled

6.	Cost of a one percent increase in salary and statutory benefits	

	Budget Year (2026-27)	1st Subsequent Year (2027-28)	2nd Subsequent Year (2028-29)
7. Amount included for any tentative salary schedule increases			

Classified (Non-management) Health and Welfare (H&W) Benefits	Budget Year (2026-27)	1st Subsequent Year (2027-28)	2nd Subsequent Year (2028-29)
1. Are costs of H&W benefit changes included in the budget and MYPs?			
2. Total cost of H&W benefits			
3. Percent of H&W cost paid by employer			
4. Percent projected change in H&W cost over prior year			

Classified (Non-management) Prior Year Settlements

Are any new costs from prior year settlements included in the budget?

If Yes, amount of new costs included in the budget and MYPs

If Yes, explain the nature of the new costs:

Classified (Non-management) Step and Column Adjustments	Budget Year (2026-27)	1st Subsequent Year (2027-28)	2nd Subsequent Year (2028-29)
1. Are step & column adjustments included in the budget and MYPs?			
2. Cost of step & column adjustments			
3. Percent change in step & column over prior year			

Classified (Non-management) Attrition (layoffs and retirements)	Budget Year (2026-27)	1st Subsequent Year (2027-28)	2nd Subsequent Year (2028-29)
1. Are savings from attrition included in the budget and MYPs?			
2. Are additional H&W benefits for those laid-off or retired employees included in the budget and MYPs?			

Classified (Non-management) - Other

List other significant contract changes and the cost impact of each change (i.e., hours of employment, leave of absence, bonuses, etc.):

S8C. Cost Analysis of District's Labor Agreements - Management/Supervisor/Confidential Employees

DATA ENTRY: Enter all applicable data items; there are no extractions in this section.

	Prior Year (2nd Interim) (2025-26)	Budget Year (2026-27)	1st Subsequent Year (2027-28)	2nd Subsequent Year (2028-29)
Number of management, supervisor, and confidential FTE positions	3.00	3.00	3.00	3.00

Management/Supervisor/Confidential
Salary and Benefit Negotiations

1. Are salary and benefit negotiations settled for the budget year? N/A

If Yes, complete question 2.

If No, identify the unsettled negotiations including any prior year unsettled negotiations and then complete questions 3 and 4.

If n/a, skip the remainder of Section S8C.

Negotiations Settled

2. Salary settlement:

	Budget Year (2026-27)	1st Subsequent Year (2027-28)	2nd Subsequent Year (2028-29)
Is the cost of salary settlement included in the budget and multiyear projections (MYPs)?			
Total cost of salary settlement			
% change in salary schedule from prior year (may enter text, such as "Reopener")			

Negotiations Not Settled

3. Cost of a one percent increase in salary and statutory benefits

	Budget Year (2026-27)	1st Subsequent Year (2027-28)	2nd Subsequent Year (2028-29)
4. Amount included for any tentative salary schedule increases			

Management/Supervisor/Confidential **Health and Welfare (H&W) Benefits**	Budget Year (2026-27)	1st Subsequent Year (2027-28)	2nd Subsequent Year (2028-29)
1. Are costs of H&W benefit changes included in the budget and MYPs?			
2. Total cost of H&W benefits			
3. Percent of H&W cost paid by employer			
4. Percent projected change in H&W cost over prior year			

Management/Supervisor/Confidential **Step and Column Adjustments**	Budget Year (2026-27)	1st Subsequent Year (2027-28)	2nd Subsequent Year (2028-29)
1. Are step & column adjustments included in the budget and MYPs?			
2. Cost of step and column adjustments			
3. Percent change in step & column over prior year			

Management/Supervisor/Confidential **Other Benefits (mileage, bonuses, etc.)**	Budget Year (2026-27)	1st Subsequent Year (2027-28)	2nd Subsequent Year (2028-29)
1. Are costs of other benefits included in the budget and MYPs?			
2. Total cost of other benefits			
3. Percent change in cost of other benefits over prior year			

S9. Local Control and Accountability Plan (LCAP)

Confirm that the school district's governing board has adopted an LCAP or an update to the LCAP effective for the budget year.

DATA ENTRY: Click the appropriate Yes or No button in item 1, and enter the date in item 2.

1. Did or will the school district's governing board adopt an LCAP or an update to the LCAP effective for the budget year?	Yes
2. Adoption date of the LCAP or an update to the LCAP.	Jun 24, 2026

S10. LCAP Expenditures

Confirm that the school district's budget includes the expenditures necessary to implement the LCAP or annual update to the LCAP.

DATA ENTRY: Click the appropriate Yes or No button.

Does the school district's budget include the expenditures necessary to implement the LCAP or annual update to the LCAP as described in the Local Control and Accountability Plan and Annual Update Template?	Yes

ADDITIONAL FISCAL INDICATORS

The following fiscal indicators are designed to provide additional data for reviewing agencies. A "Yes" answer to any single indicator does not necessarily suggest a cause for concern, but may alert the reviewing agency to the need for additional review. DATA ENTRY: Click the appropriate Yes or No button for items A1 through A9 except item A3, which is automatically completed based on data in Criterion 2.

A1.	Do cash flow projections show that the district will end the budget year with a negative cash balance in the general fund?	No
A2.	Is the system of personnel position control independent from the payroll system?	No
A3.	Is enrollment decreasing in both the prior fiscal year and budget year? (Data from the enrollment budget column and actual column of Criterion 2A are used to determine Yes or No)	Yes
A4.	Are new charter schools operating in district boundaries that impact the district's enrollment, either in the prior fiscal year or budget year?	No
A5.	Has the district entered into a bargaining agreement where any of the budget or subsequent years of the agreement would result in salary increases that are expected to exceed the projected state funded cost-of-living adjustment?	No
A6.	Does the district provide uncapped (100% employer paid) health benefits for current or retired employees?	No
A7.	Is the district's financial system independent of the county office system?	No
A8.	Does the district have any reports that indicate fiscal distress pursuant to Education Code Section 42127.6(a)? (If Yes, provide copies to the county office of education)	No
A9.	Have there been personnel changes in the superintendent or chief business official positions within the last 12 months?	No

When providing comments for additional fiscal indicators, please include the item number applicable to each comment.

Comments:
(optional)

End of School District Budget Criteria and Standards Review

SACS Web System - SACS V15
6/23/2026 1:10:45 PM 47-70508-0000000

Budget, July 1
Budget 2026-27
Technical Review Checks
Phase - All
Display - All Technical Checks

Yreka Union Elementary **Siskiyou County**

Following is a chart of the various types of technical review checks and related requirements:

F - Fatal (Data must be corrected; an explanation is not allowed)
W/WC - Warning/Warning with Calculation (If data are not correct, correct the data; if data are correct an explanation is required)
O - Informational (If data are not correct, correct the data; if data are correct an explanation is optional, but encouraged)

IMPORT CHECKS

CHECKFUNCTION - (**Fatal**) - All FUNCTION codes must be valid. **Passed**

CHECKFUND - (**Fatal**) - All FUND codes must be valid. **Passed**

CHECKGOAL - (**Fatal**) - All GOAL codes must be valid. **Passed**

CHECKOBJECT - (**Fatal**) - All OBJECT codes must be valid. **Passed**

CHECKRESOURCE - (**Warning**) - All RESOURCE codes must be valid. **Passed**

CHK-FDXRS7690xOB8590 - (**Fatal**) - Funds 19, 57, 63, 66, 67, and 73 with Object 8590, All Other State Revenue, must be used in combination with Resource 7690, STRS-On Behalf Pension Contributions. **Passed**

CHK-FUNCTIONxOBJECT - (**Fatal**) - All FUNCTION and OBJECT account code combinations must be valid. **Passed**

CHK-FUNDxFUNCTION-A - (**Warning**) - All FUND (funds 01 through 12, 19, 57, 62, and 73) and FUNCTION account code combinations should be valid. **Passed**

CHK-FUNDxFUNCTION-B - (**Fatal**) - All FUND (all funds except for 01 through 12, 19, 57, 62, and 73) and FUNCTION account code combinations must be valid. **Passed**

CHK-FUNDxGOAL - (**Warning**) - All FUND and GOAL account code combinations should be valid. **Passed**

CHK-FUNDxOBJECT - (**Fatal**) - All FUND and OBJECT account code combinations must be valid. **Passed**

CHK-FUNDxRESOURCE - (**Warning**) - All FUND and RESOURCE account code combinations should be valid. **Passed**

CHK-GOALxFUNCTION-A - (**Fatal**) - Goal and Function account code combinations (all goals with expenditure objects 1000-7999 in functions 1000-1999 and 4000-5999) must be valid. NOTE: Functions not included in the GOALxFUNCTION table (0000, 2000-3999, 6000-6999, 7100-7199, 7210, 8000-8999) are not checked and will pass the TRC. **Passed**

CHK-GOALxFUNCTION-B - (**Fatal**) - General administration costs (functions 7200-7999, except 7210) must be direct-charged to an Undistributed, Nonagency, or County Services to Districts goal (Goal 0000, 7100-7199, or 8600-8699). **Passed**

CHK-RES6500XOBJ8091 - (**Fatal**) - There is no activity in Resource 6500 (Special Education) with Object 8091 (LCFF Transfers-Current Year) or 8099 (LCFF/Revenue Limit Transfers-Prior Years). **Passed**

CHK-RESOURCExOBJECTA - (**Warning**) - The following combinations for RESOURCE and OBJECT (objects 8000 through 9999, except for 9791, 9793, and 9795) are invalid. Data should be corrected or narrative must be provided explaining why the exception(s) should be considered appropriate. **Exception**

ACCOUNT FD - RS - PY - GO - FN - OB	RESOURCE	OBJECT	VALUE
01-3010-0-0000-0000-9740	3010	9740	$1,788.00

Explanation: This will be balanced during unaudited actuals.

CHK-RESOURCExOBJECTB - (**Informational**) - The following combinations for RESOURCE and OBJECT (objects 9791, 9793, and 9795) are invalid: **Exception**

ACCOUNT FD - RS - PY - GO - FN - OB	RESOURCE	OBJECT	VALUE
01-3010-0-0000-0000-9791	3010	9791	$1,788.00

CHK-RS-LOCAL-DEFINED - (**Fatal**) - All locally defined resource codes must roll up to a CDE defined resource code. **Passed**

SPECIAL-ED-GOAL - (**Fatal**) - Special Education revenue and expenditure transactions (resources 3300-3405, and 6500-6540, objects 1000-8999) must be coded to a Special Education 5000 goal or to Goal 7110, Nonagency-Educational. This technical review check excludes Early Intervening Services resources 3307, 3309, 3312, and 3318. **Passed**

GENERAL LEDGER CHECKS

CEFB-POSITIVE - (**Fatal**) - Components of Ending Fund Balance/Net Position (objects 9700-9789, 9796, and 9797) must be positive individually by resource, by fund. **Passed**

CONTRIB-RESTR-REV - (**Fatal**) - Contributions from Restricted Revenues (Object 8990) must net to zero by fund. **Passed**

CONTRIB-UNREST-REV - (**Fatal**) - Contributions from Unrestricted Revenues (Object 8980) must net to zero by fund. **Passed**

EFB-POSITIVE - (**Warning**) - All ending fund balances (Object 979Z) should be positive by resource, by fund. **Passed**

EPA-CONTRIB - (**Fatal**) - There should be no contributions (objects 8980-8999) to the Education Protection Account (Resource 1400). **Passed**

EXCESS-ASSIGN-REU - (**Fatal**) - Amounts reported in Other Assignments (Object 9780) and/or Reserve for Economic Uncertainties (REU) (Object 9789) should not create a negative amount in Unassigned/Unappropriated (Object 9790) by fund and resource (for all funds except funds 61 through 95). **Passed**

EXP-POSITIVE - (**Warning**) - Expenditure amounts (objects 1000-7999) should be positive by function, resource, and fund. **Passed**

INTERFD-DIR-COST - (**Fatal**) - Transfers of Direct Costs - Interfund (Object 5750) must net to zero for all funds. **Passed**

INTERFD-IN-OUT - (**Fatal**) - Interfund Transfers In (objects 8910-8929) must equal Interfund Transfers Out (objects 7610-7629). **Passed**

INTERFD-INDIRECT - (**Fatal**) - Transfers of Indirect Costs - Interfund (Object 7350) must net to zero for all funds. **Passed**

INTERFD-INDIRECT-FN - (**Fatal**) - Transfers of Indirect Costs - Interfund (Object 7350) must net to zero by function. **Passed**

INTRAFD-DIR-COST - (**Fatal**) - Transfers of Direct Costs (Object 5710) must net to zero by fund. **Passed**

INTRAFD-INDIRECT - (**Fatal**) - Transfers of Indirect Costs (Object 7310) must net to zero by fund. **Passed**

INTRAFD-INDIRECT-FN - (**Fatal**) - Transfers of Indirect Costs (Object 7310) must net to zero by function. **Passed**

LCFF-TRANSFER - (**Fatal**) - LCFF Transfers (objects 8091 and 8099) must net to zero, individually. **Passed**

LOTTERY-CONTRIB - (**Fatal**) - There should be no contributions (objects 8980-8999) to the lottery (resources 1100 and 6300) or from the Lottery: Instructional Materials (Resource 6300). **Passed**

OBJ-POSITIVE - (**Warning**) - All applicable objects should have a positive balance by resource, by fund. **Passed**

PASS-THRU-REV=EXP - (**Warning**) - Pass-through revenues from all sources (objects 8287, 8587, and 8697) should equal transfers of pass-through revenues to other agencies (objects 7211 through 7213, plus 7299 for Resource 3327), by fund and resource. **Passed**

REV-POSITIVE - (**Warning**) - Revenue amounts exclusive of contributions (objects 8000-8979) should be positive by resource, by fund. **Passed**

RS-NET-POSITION-ZERO - (**Fatal**) - Restricted Net Position (Object 9797), in unrestricted resources, must be zero, by resource, in funds 61 through 95. **Passed**

SE-PASS-THRU-REVENUE - (**Warning**) - Transfers of special education pass-through revenues are not reported in the general fund for the Administrative Unit of a Special Education Local Plan Area. **Passed**

UNASSIGNED-NEGATIVE - (**Fatal**) - Unassigned/Unapprorpriated balance (Object 9790) must be zero or negative, by resource, in all funds except the general fund and funds 61 through 95. **Passed**

UNR-NET-POSITION-NEG - (**Fatal**) - Unrestricted Net Position (Object 9790), in restricted resources, must be zero or negative, by resource, in funds 61 through 95. **Passed**

SUPPLEMENTAL CHECKS

CB-BALANCE-ABOVE-MIN - (**Warning**) - In Form CB, the district checked the box relating to compliance with EC Section 42127(a)(2)(B) and (C). **Passed**

CB-BUDGET-CERTIFY - (**Fatal**) - In Form CB, the district checked the box relating to the required budget certifications. **Passed**

CS-EXPLANATIONS - (**Fatal**) - Explanations must be provided in the Criteria and Standards Review (Form 01CS) for all criteria and for supplemental information items S1 through S6, and S9 if applicable, where the standard has not been met or where the status is Not Met or Yes. **Passed**

CS-YES-NO - (**Fatal**) - Supplemental information items and additional fiscal indicator items in the Criteria and Standards Review (Form 01CS) must be answered Yes or No, where applicable, for the form to be complete. **Passed**

EXPORT VALIDATION CHECKS

ADA-PROVIDE - (**Fatal**) - Average Daily Attendance data (Form A) must be provided. **Passed**

BUDGET-CERT-PROVIDE - (**Fatal**) - Budget Certification (Form CB) must be provided.	**Passed**
CASHFLOW-PROVIDE - (**Warning**) - A Cashflow Worksheet (Form CASH) must be provided with your Budget and Interim reports. (Note: LEAs may use a cashflow worksheet other than Form CASH, as long as it provides a monthly cashflow projected through the end of the fiscal year.)	**Passed**
CHK-DEPENDENCY - (**Fatal**) - If data has changed that affect other forms, the affected forms must be opened and saved.	**Passed**
CHK-UNBALANCED-A - (**Warning**) - Unbalanced and/or incomplete data in any of the forms should be corrected before an official export is completed.	**Passed**
CHK-UNBALANCED-B - (**Fatal**) - Unbalanced and/or incomplete data in any of the forms must be corrected before an official export is completed.	**Passed**
CS-PROVIDE - (**Fatal**) - The Criteria and Standards Review (Form 01CS) has been provided.	**Passed**
FORM01-PROVIDE - (**Fatal**) - Form 01 (Form 01I) must be opened and saved.	**Passed**
MYP-PROVIDE - (**Warning**) - A Multiyear Projection Worksheet must be provided with your Budget. (Note: LEAs may use a multiyear projection worksheet other than Form MYP, with approval of their reviewing agency, as long as it provides current year and at least two subsequent fiscal years, and separately projects unrestricted resources, restricted resources, and combined total resources.)	**Passed**
VERSION-CHECK - (**Warning**) - All versions are current.	**Passed**
WK-COMP-CERT-PROVIDE - (**Fatal**) - Workers' Compensation Certification (Form CC) must be provided.	**Passed**

Budget, July 1
Budget 2026-27
Technical Review Checks
Phase - All
Display - Exceptions Only

Yreka Union Elementary **Siskiyou County**

Following is a chart of the various types of technical review checks and related requirements:

F - Fatal (Data must be corrected; an explanation is not allowed)
W/WC - Warning/Warning with Calculation (If data are not correct, correct the data; if data are correct an explanation is required)
O - Informational (If data are not correct, correct the data; if data are correct an explanation is optional, but encouraged)

IMPORT CHECKS

CHK-RESOURCExOBJECTA - (**Warning**) - The following combinations for RESOURCE and OBJECT (objects 8000 through 9999, except for 9791, 9793, and 9795) are invalid. Data should be corrected or narrative must be provided explaining why the exception(s) should be considered appropriate. **Exception**

ACCOUNT FD - RS - PY - GO - FN - OB	RESOURCE	OBJECT	VALUE
01-3010-0-0000-0000-9740	3010	9740	$1,788.00

Explanation: This will be balanced during unaudited actuals.

CHK-RESOURCExOBJECTB - (**Informational**) - The following combinations for RESOURCE and OBJECT (objects 9791, 9793, and 9795) are invalid: **Exception**

ACCOUNT FD - RS - PY - GO - FN - OB	RESOURCE	OBJECT	VALUE
01-3010-0-0000-0000-9791	3010	9791	$1,788.00

EXPORT VALIDATION CHECKS

CHK-DEPENDENCY - (**Fatal**) - Data have been changed that may affect other forms. To ensure their accuracy, the form(s) in the left column must be opened and saved before an Official export can occur. (Note: During the budget periods, open and save Form 01CS and Form CB, in this order, after all other forms. See Attachment E of the SACS Software User Guide for additional information on clearing form dependencies.) **Exception**

FORM	DEPENDENT ON FORM/GL
01CS	01
01CS	13GL
01CS	17GL
01CS	25GL
01CS	63GL
01CS	MYP
CASH	01GL
MYP	01

LCFF CALCULATOR

70508	5 digit District code or 7 digit School code *(from the CDS code)*	LEA:	Yreka Union Elementary
NO	Is this calculation for a new charter school? (select from drop down list)	Projection Title:	26/27 BUDGET DEVELOPMENT
District	Projection Type	Created by:	Emily Lipke
		Email:	elipke@yrekausd.net
6/5/2026	Projection Date	Phone:	530-842-1168

DATA ONLY - NO CALCULATIONS

Yreka Union Elementary (70508)	2020-21	2021-22	2022-23	PY3 2023-24	PY2 2024-25	PY1 2025-26	CY 2026-27	CY1 2027-28	CY2 2028-29	CY3 2029-30
(1) UNIVERSAL ASSUMPTIONS										
Supplemental Grant %				20.00%	20.00%	20.00%	20.00%	20.00%	20.00%	20.00%
Concentration Grant (>55% population)				65.00%	65.00%	65.00%	65.00%	65.00%	65.00%	65.00%
Statutory COLA & Augmentation/Suspension *(prefilled as calculated by the Department of Finance, DOF)*				8.22%	1.07%	2.30%	4.31%	3.30%	3.09%	3.11%
Statutory COLA				8.22%	1.07%	2.30%	2.87%	3.30%	3.09%	3.11%
Augmentation/(COLA Suspension)				0.00%	0.00%	0.00%	1.44%	0.00%	0.00%	0.00%
Base Grant Proration Factor (deficit)				0.00%	0.00%	0.00%	0.00%	0.00%	0.00%	0.00%
Add-on, ERT & MSA Proration Factor				0.00%	0.00%	0.00%	0.00%	0.00%	0.00%	0.00%
Transitional Kindergarten Add-on *(2022-23 forward)*				$ 3,044	$ 3,077	$ 5,545	$ 5,704	$ 5,892	$ 6,074	$ 6,263
EPA Entitlement as % of statewide adjusted Revenue Limit (P-2)				21.98880689%	49.68656772%	36.06588113%	36.06588113%	36.06588113%	36.06588113%	36.06588113%
EPA Entitlement as % of statewide adjusted Revenue Limit (Annual)				22.03836064%	50.54446491%	36.06588113%	36.06588113%	36.06588113%	36.06588113%	36.06588113%
Local EPA Accrual				$ -	$ -	$ -	$ -	$ -	$ -	$ -
EPA Miscellaneous Adjustments (P-2 Certification only)						$ -				
Proposed NSS Augmentation per 2026-27 Governor's Budget Education Omnibus Trailer Bill (Amends EC 42282, 42284, & 42287) — *School Districts only*							0.00000000%			

Yreka Union Elementary (70508)		2020-21	2021-22	2022-23	2023-24	2024-25	2025-26	2026-27	2027-28	2028-29	2029-30
(2) CHARTER SCHOOL DATA ELEMENTS REQUIRED TO CALCULATE THE LCFF											
NEW **CHARTER SCHOOLS**						**New Charter School Name:**					
						Year that charter starts operation (select from drop down list):					
(a) TRANSFER OF IN-LIEU PROPERTY TAX						Note: **Charter schools should contact sponsoring district(s) for in-lieu estimate**					
I-4	**In-Lieu of Property Tax**				-	-	-				
(b) UNDUPLICATED PUPIL PERCENTAGE (UPP)											
A-1, A-2, A-3	**Enrollment**		-	-	-	-	-				
B-1, B-2, B-3	**Unduplicated Pupil Count**		-	-	-	-	-				
	Single Year Unduplicated Pupil Percentage				0.00%	0.00%	0.00%	0.00%	0.00%	0.00%	0.00%
C-3	Unduplicated Pupil Percentage (%) - 3 Year Rolling Percentage				0.00%	0.00%	0.00%	0.00%	0.00%	0.00%	0.00%
(c) CONCENTRATION GRANT FUNDING LIMITATION: District of Physical Location											
Enter the unduplicated pupil percentage (UPP) of the district where the charter school is physically located. If the charter school has a physical location within the boundaries of more than one district, enter the highest district UPP of all locations.											
D-3	**Unduplicated Pupil Percentage (%)**				**0.00%**	**0.00%**	**0.00%**	0.00%	0.00%	0.00%	0.00%
	Unduplicated Pupil Percentage: Supplemental Grant				0.00%	0.00%	0.00%	0.00%	0.00%	0.00%	0.00%
	Unduplicated Pupil Percentage: Concentration Grant				0.00%	0.00%	0.00%	0.00%	0.00%	0.00%	0.00%
(d) AVERAGE DAILY ATTENDANCE (ADA)											
ADA used for the Transitional Kindergarten Add-on ONLY:											
G-4	TK (NEW beginning 2022-23)				-	-	-				
ADA used for Base, Supplemental and Concentration Grant Calculations: Enter P2 Data - Note: Charter School ADA is always funded on current year											
B-1	**Grades TK-3**				-	-	-				
B-2	**Grades 4-6**				-	-	-				
B-3	**Grades 7-8**				-	-	-				
B-4	**Grades 9-12**				-	-	-				
	SUBTOTAL ADA		-	-	-	-	-	-	-	-	-
	RATIO: ADA to Enrollment		-	-	-	-	-	-	-	-	-
(e) OTHER LCFF ADJUSTMENTS											
Miscellaneous Adjustments (line H-2), include adjustments for audit penalties and special legislation. Adjustments can be positive or negative. **Minimum State Aid Adjustments (Line J-5), captures adjustments for audit penalties and special legislation. Adjustments can be positive or negative.**											
H-2	Miscellaneous Adjustments				$ -	$ -	$ -				
J-4	Minimum State Aid Adjustments				$ -	$ -	$ -				

Yreka Union Elementary (70508)	2020-21	2021-22	2022-23	2023-24	2024-25	2025-26	2026-27	2027-28	2028-29	2029-30
(3) SCHOOL DISTRICT DATA ELEMENTS REQUIRED TO CALCULATE THE LCFF										
(a) GENERAL QUESTIONS										
Is your district required to transfer in-lieu taxes to a charter school?							NO			
Does your district have a necessary small school?							NO			
(b) K-3 GRADE SPAN ADJUSTMENT FUNDING DETERMINATION										
Did your district meet the requirements of funding?				YES	YES	YES	YES	YES	YES	YES
(c) PROPERTY TAXES										
C-1 Estimated Property Taxes (excluding RDA)				$ 2,870,455	$ 2,935,386	$ 2,935,386	$ 3,277,480	$ 3,277,480	$ 3,277,480	
B-5 Redevelopment Agency Local Revenue				$ -	$ -	$ -				
Less In-Lieu Property Tax Transfer				$ -	$ -	$ -	$ -	$ -	$ -	$ -
Total Local Revenue				$ 2,870,455	$ 2,935,386	$ 2,935,386	$ 3,277,480	$ 3,277,480	$ 3,277,480	$ -
(d) OTHER LCFF ADJUSTMENTS										
If applicable, enter adjustments for special legislation, instructional time penalties, and class size penalties populated from the Class Size Penalties exhibit. Adjustments can be positive or negative.										
H-2 Miscellaneous Adjustments				$ -	$ -	$ -				
J-5 Minimum State Aid Adjustments				$ -	$ -	$ -				
(e) UNDUPLICATED PUPIL PERCENTAGE										
A-1 / A-3 District Enrollment		923	880	843	852	824	805	786	754	
A-2 / A-4 COE Enrollment		27	25	21	25	24	24	24	24	
Total Enrollment		950	905	864	877	848	829	810	778	-
B-1 / B-3 District Unduplicated Pupil Count		654	627	619	634	627	600	588	565	
B-2 / B-4 COE Unduplicated Pupil Count		13	11	16	19	14	18	18	18	
Total Unduplicated Pupil Count		667	638	635	653	641	618	606	583	-
Single Year Unduplicated Pupil Percentage				73.50%	74.46%	75.59%	74.51%	74.85%	74.99%	0.00%
C-1 Unduplicated Pupil Percentage (%) - 3 Year Rolling Percentage				71.35%	72.79%	74.51%	74.85%	74.99%	74.78%	0.00%

Yreka Union Elementary (70508)		2020-21	2021-22	2022-23	2023-24	2024-25	2025-26	2026-27	2027-28	2028-29	2029-30
(f) AVERAGE DAILY ATTENDANCE (ADA)											
ADA used for the Transitional Kindergarten Add-on ONLY:											
G-10	TK (Commencing in 2022-23)				38.79	45.48	57.11	63.59	59.90	55.30	
ADA used for Base, Supplemental and Concentration Grant Calculations:											
Enter ADA by grade span. The calculator will determine the most advantageous funding option for each year's funding calculation.											
	Current Year ADA: (P-2, Necessary Small Schools, Annual for Special Day Class Extended Year)										
B-1, D-5	Grades TK-3	417.93	404.80	420.03	391.44	393.41	398.66	367.72	350.21	323.48	
B-1, D-5	Grades 4-6	286.07	252.75	252.66	240.97	237.31	231.30	225.47	223.61	236.60	
B-1, D-5	Grades 7-8	207.46	191.83	141.02	156.86	167.07	144.76	150.05	151.88	136.24	
B-1, D-5	Grades 9-12	-	-	-	-	-	-				
	TOTAL CURRENT YEAR ADA	911.46	849.38	813.71	789.27	797.79	774.72	743.24	725.70	696.32	-
	Nonpublic School, NPS-Licensed Children Institutions, Community Day School: (Annual)										
D-9, E-1	Grades TK-3				-	-	-				
D-9, E-1	Grades 4-6				-	-	-				
D-9, E-1	Grades 7-8				-	-	-				
D-9, E-1	Grades 9-12				-	-	-				
	TOTAL NPS-CDS (Annual)				-	-	-	-	-	-	-
	District Basic Aid ADA funded outside of the LCFF (Court Ordered, Voluntary Tfr. & Open Enrollment) (For calculating EPA only, this ADA is not included in the LCFF funding calculation)				-	-	-				
	DISTRICT TOTAL				789.27	797.79	774.72	743.24	725.70	696.32	-
	County Operated Programs, e.g. Community School, Special Ed: (P-2 / Annual)										
E-2, E-3	Grades TK-3				20.51	16.03	8.44	8.44	8.44	8.44	
E-2, E-3	Grades 4-6				7.29	6.06	10.05	10.05	10.05	10.05	
E-2, E-3	Grades 7-8				3.03	3.61	4.41	4.41	4.41	4.41	
E-2, E-3	Grades 9-12				-	-	-				
	COUNTY TOTAL				30.83	25.70	22.90	22.90	22.90	22.90	-
	RATIO: District ADA-to-Enrollment				93.63%	93.64%	94.02%	92.33%	92.33%	92.35%	0.00%
	RATIO: County ADA-to-Enrollment				146.81%	102.80%	95.42%	95.42%	95.42%	95.42%	0.00%

(g) CHARTER SHIFT ADJUSTMENTS FOR ADA PRIOR YEAR GUARANTEES

If applicable, enter prior year ADA for students transferring into or out of district schools and district-sponsored charter schools. Report the prior year ADA for these students in the current year field, using the grade span the students were enrolled in during the prior year(s). NOTE: *Legislative requirements for the charter shift adjustment were suspended in fiscal years 2020-21 ar ADA should be entered for these years

	Prior year	Source: Principal Apportionment Data Collection, P-2 Attendance School District Form	2019-20 ADA shift (no data reported in 2020-21)*	2020-21 ADA shift (no data reported in 2021-22)*	2022-23 ADA shift reported in 2023-24 PADC ADA report	2023-24 ADA shift reported in 2024-25 PADC ADA report	2024-25 ADA shift reported in 2025-26 PADC ADA report	2025-26 ADA shift reported in 2026-27 PADC ADA report	2026-27 ADA shift reported in 2027-28 PADC ADA report	2027-28 ADA shift reported in 2028-29 PADC ADA report	2028-29 ADA shift reported in 2029-30 PADC ADA report
A-20	Grades TK-3	Prior year **Charter School Shift Decrease** of ADA for students who attended district schools in the prior year and attended district sponsored charter schools in the current year	-	-	-	-	-				
A-20	Grades 4-6		-	-	-	-	-				
A-20	Grades 7-8		-	-	-	-	-				
A-20	Grades 9-12		-	-	-	-	-				
			-	-	-	-	-	-	-	-	-
A-19	Grades TK-3	Prior year **Charter School Shift Increase** of ADA for students who attended district sponsored charter schools in the prior year and attended district schools in the current year	-	-	-	-	-				
A-19	Grades 4-6		-	-	-	-	-				
A-19	Grades 7-8		-	-	-	-	-				
A-19	Grades 9-12		-	-	-	-	-				
			-	-	-	-	-	-	-	-	-
	Net increase/(decrease) to prior year ADA		-	-	-	-	-	-	-	-	-

Yreka Union Elementary (70508) - 26/27 BUDGET DEVELOPMENT				6/5/2026				
DETAILED ADA CALCULATION	**2023-24**	**2024-25**	**2025-26**	**2026-27**	**2027-28**	**2028-29**	**2029-30**	**2030-31**
Third Prior Year ADA for the Hold Harmless (adjusted for current year charter shift)	2020-21 ADA	2021-22 ADA	2022-23 ADA	2023-24 ADA	2024-25 ADA	2025-26 ADA	2026-27 ADA	2027-28 ADA
Grades TK-3	417.93	404.80	420.03	391.44	393.41	398.66	367.72	350.21
Grades 4-6	286.07	252.75	252.66	240.97	237.31	231.30	225.47	223.61
Grades 7-8	207.46	191.83	141.02	156.86	167.07	144.76	150.05	151.88
Grades 9-12	-	-	-	-	-	-	-	-
LCFF Subtotal	911.46	849.38	813.71	789.27	797.79	774.72	743.24	725.70
NSS	-	-	-	-	-	-	-	-
Combined Subtotal	911.46	849.38	813.71	789.27	797.79	774.72	743.24	725.70
Second Prior Year ADA for the Hold Harmless (adjusted for current year charter shift)	2021-22 ADA	2022-23 ADA	2023-24 ADA	2024-25 ADA	2025-26 ADA	2026-27 ADA	2027-28 ADA	2028-29 ADA
Grades TK-3	404.80	420.03	391.44	393.41	398.66	367.72	350.21	323.48
Grades 4-6	252.75	252.66	240.97	237.31	231.30	225.47	223.61	236.60
Grades 7-8	191.83	141.02	156.86	167.07	144.76	150.05	151.88	136.24
Grades 9-12	-	-	-	-	-	-	-	-
LCFF Subtotal	849.38	813.71	789.27	797.79	774.72	743.24	725.70	696.32
NSS	-	-	-	-	-	-	-	-
Combined Subtotal	849.38	813.71	789.27	797.79	774.72	743.24	725.70	696.32
Prior Year ADA for the Hold Harmless (adjusted for current year charter shift)	2022-23 ADA	2023-24 ADA	2024-25 ADA	2025-26 ADA	2026-27 ADA	2027-28 ADA	2028-29 ADA	2029-30 ADA
Grades TK-3	420.03	391.44	393.41	398.66	367.72	350.21	323.48	-
Grades 4-6	252.66	240.97	237.31	231.30	225.47	223.61	236.60	-
Grades 7-8	141.02	156.86	167.07	144.76	150.05	151.88	136.24	-
Grades 9-12	-	-	-	-	-	-	-	-
LCFF Subtotal	813.71	789.27	797.79	774.72	743.24	725.70	696.32	-
NSS	-	-	-	-	-	-	-	-
Combined Subtotal	813.71	789.27	797.79	774.72	743.24	725.70	696.32	-
Net Adjustment to Prior Year ADA for Charter Shift								
Second Prior Year Net increase/(decrease) to prior year ADA due to Charter School Shift		-	-	-	-	-	-	-
Prior Year Net increase/(decrease) to prior year ADA due to Charter School Shift	-	-	-	-	-	-	-	-
Second prior year charter school shift percentage		-	-	-	-	-	-	-
Prior year charter school shift percentage		0%	0%	0%	0%	0%	0%	0%
Prior 3-Year Average ADA (If charter shift percentage > -50%, adjusted for +/- current year charter shift) - Effective beginning in 2022-23								
Grades TK-3	414.25	405.42	401.63	394.50	386.60	372.20	347.14	224.56
Grades 4-6	263.83	248.79	243.65	236.53	231.36	226.79	228.56	153.40
Grades 7-8	180.10	163.24	154.98	156.23	153.96	148.90	146.06	96.04
Grades 9-12	-	-	-	-	-	-	-	-
LCFF Subtotal	858.18	817.45	800.26	787.26	771.92	747.89	721.76	474.00
NSS	-	-	-	-	-	-	-	-
Combined Subtotal	858.18	817.45	800.26	787.26	771.92	747.89	721.76	474.00
Current Year Charter Shift ADA for the Hold Harmless and 3-prior year average	-	-	-	-	-	-	-	-
Current Year ADA								
Grades TK-3	391.44	393.41	398.66	367.72	350.21	323.48	-	-
Grades 4-6	240.97	237.31	231.30	225.47	223.61	236.60	-	-
Grades 7-8	156.86	167.07	144.76	150.05	151.88	136.24	-	-
Grades 9-12	-	-	-	-	-	-	-	-
LCFF Subtotal	789.27	797.79	774.72	743.24	725.70	696.32	-	-
NSS	-	-	-	-	-	-	-	-
Combined Subtotal	789.27	797.79	774.72	743.24	725.70	696.32	-	-
Change in LCFF ADA (excludes NSS ADA)	(24.44) Decline	8.52 Increase	(23.07) Decline	(31.48) Decline	(17.54) Decline	(29.38) Decline	(696.32) Decline	- No Change

Yreka Union Elementary (70508) - 26/27 BUDGET DEVELOPMENT				6/5/2026				
DETAILED ADA CALCULATION	**2023-24**	**2024-25**	**2025-26**	**2026-27**	**2027-28**	**2028-29**	**2029-30**	**2030-31**
Funded LCFF ADA (greater of current year, prior year or 3-prior year average)								
Grades TK-3	414.25	405.42	401.63	394.50	386.60	372.20	347.14	224.56
Grades 4-6	263.83	248.79	243.65	236.53	231.36	226.79	228.56	153.40
Grades 7-8	180.10	163.24	154.98	156.23	153.96	148.90	146.06	96.04
Grades 9-12	-	-	-	-	-	-	-	-
Subtotal	858.18	817.45	800.26	787.26	771.92	747.89	721.76	474.00
	3PY Average	*3PY Average*	*3PY Average*	*3PY Average*	*3PY Average*	*3PY Average*	*3PY Average*	*3PY Average*
Funded NSS ADA								
Grades TK-3	-	-	-	-	-	-	-	-
Grades 4-6	-	-	-	-	-	-	-	-
Grades 7-8	-	-	-	-	-	-	-	-
Grades 9-12	-	-	-	-	-	-	-	-
Subtotal	-	-	-	-	-	-	-	-
NPS, CDS, & COE Operated								
Grades TK-3	20.51	16.03	8.44	8.44	8.44	8.44	-	-
Grades 4-6	7.29	6.06	10.05	10.05	10.05	10.05	-	-
Grades 7-8	3.03	3.61	4.41	4.41	4.41	4.41	-	-
Grades 9-12	-	-	-	-	-	-	-	-
Subtotal	30.83	25.70	22.90	22.90	22.90	22.90	-	-
ACTUAL ADA *(Current Year Only)*								
Grades TK-3	411.95	409.44	407.10	376.16	358.65	331.92	-	-
Grades 4-6	248.26	243.37	241.35	235.52	233.66	246.65	-	-
Grades 7-8	159.89	170.68	149.17	154.46	156.29	140.65	-	-
Grades 9-12	-	-	-	-	-	-	-	-
Total Actual ADA	820.10	823.49	797.62	766.14	748.60	719.22	-	-
TOTAL FUNDED ADA, LCFF & NSS								
Grades TK-3	434.76	421.45	410.07	402.94	395.04	380.64	347.14	224.56
Grades 4-6	271.12	254.85	253.70	246.58	241.41	236.84	228.56	153.40
Grades 7-8	183.13	166.85	159.39	160.64	158.37	153.31	146.06	96.04
Grades 9-12	-	-	-	-	-	-	-	-
Total Funded ADA	**889.01**	**843.15**	**823.16**	**810.16**	**794.82**	**770.79**	**721.76**	**474.00**
Funded Difference (Funded ADA less Actual ADA)	*68.91*	*19.66*	*25.54*	*44.02*	*46.22*	*51.57*	*721.76*	*474.00*
FUNDED ADA for the Transitional Kindergarten Add-on								
Current Year TK ADA	38.79	45.48	57.11	63.59	59.90	55.30	-	-

Yreka Union Elementary (70508) - 26/27 BUDGET DEVELOPMENT	v27.1c					PY3	v27.1c					6/5/2026	PY2
LOCAL CONTROL FUNDING FORMULA						**2023-24**							**2024-25**
LCFF ENTITLEMENT CALCULATION													
		COLA & Augmentation		Base Grant Proration	Unduplicated Pupil Percentage			COLA & Augmentation		Base Grant Proration	Unduplicated Pupil Percentage		
Calculation Factors		8.22%		0.00%	71.35% 71.35%			1.07%		0.00%	72.79% 72.79%		
	3PY Average ADA	Base		Grade Span	Supplemental	Concentration	Total	3PY Average ADA	Base		Grade Span	Supplemental	Concentration	Total
Grades TK-3	434.76	$ 9,919		$ 1,032	$ 1,563	$ 1,164	$ 5,946,441	421.45	$ 10,025		$ 1,043	$ 1,611	$ 1,280	$ 5,883,075
Grades 4-6	271.12	10,069			1,437	1,070	3,409,586	254.85	10,177			1,482	1,177	3,271,098
Grades 7-8	183.13	10,367			1,479	1,102	2,371,190	166.85	10,478			1,525	1,212	2,204,924
Grades 9-12	-	12,015		312	1,759	1,310	-	-	12,144		316	1,814	1,441	-
Subtract Necessary Small School ADA and Funding	-	-		-	-		-	-	-		-	-		-
Total Base, Supplemental, and Concentration Grant		$ 8,940,800		$ 448,673	$ 1,339,878	$ 997,866	$ 11,727,217		$ 8,566,898		$ 439,573	$ 1,311,163	$ 1,041,463	$ 11,359,097
NSS Allowance		-					-		-					-
TOTAL BASE	889.01	$ 8,940,800		$ 448,673	$ 1,339,878	$ 997,866	$ 11,727,217	843.15	$ 8,566,898		$ 439,573	$ 1,311,163	$ 1,041,463	$ 11,359,097
ADD ONS:														
Targeted Instructional Improvement Block Grant							$ 54,464							$ 54,464
Home-to-School Transportation (COLA added commencing 2023-24)							120,196							121,482
Small School District Bus Replacement Program (COLA added commencing 2023-24)							-							-
Transitional Kindergarten (Commencing 2022-23)	TK ADA	38.79	TK Add-on rate	$ 3,044.00			118,077	TK ADA	45.48	TK Add-on rate	$ 3,077.00			139,942
ECONOMIC RECOVERY TARGET PAYMENT							-							-
LCFF Entitlement Before Adjustments							$ 12,019,954							$ 11,674,985
Miscellaneous Adjustments							-							-
ADJUSTED LCFF ENTITLEMENT							**$ 12,019,954**							**$ 11,674,985**
Local Revenue (including RDA)							(2,870,455)							(2,935,386)
Gross State Aid							**$ 9,149,499**							**$ 8,739,599**
Education Protection Account Entitlement							(1,319,512)							(2,803,851)
Net State Aid							**$ 7,829,987**							**$ 5,935,748**
MINIMUM STATE AID CALCULATION														
			12-13 Rate	2023-24 ADA			N/A			12-13 Rate	2024-25 ADA			N/A
2012-13 RL/Charter Gen BG adjusted for ADA			$ 5,035.81	889.01			$ 4,476,885			$ 5,035.81	843.15			$ 4,245,943
2012-13 NSS Allowance (deficited)			$ -				-			$ -				-
Minimum State Aid Adjustments							-							-
Less Current Year Property Taxes/In-Lieu							(2,870,455)							(2,935,386)
Less Education Protection Account Entitlement							(1,319,512)							(2,803,851)
Subtotal State Aid for Historical RL/Charter General BG							**$ 286,918**							**$ -**
Categorical Minimum State Aid							1,231,081							1,231,081
Charter School Categorical Block Grant adjusted for ADA			-	-			-			-	-			-
Minimum State Aid Guarantee Before Proration Factor							**$ 1,517,999**							**$ 1,231,081**
Proration Factor														0.00%
Minimum State Aid Guarantee							**$ 1,517,999**							**$ 1,231,081**
CHARTER SCHOOL MINIMUM STATE AID OFFSET														
LCFF Entitlement							-							-
Minimum State Aid plus Property Taxes including RDA							-							-
Offset							-							-
Minimum State Aid Prior to Offset							-							-
Total Minimum State Aid with Offset							-							-
State Aid Before Additional State Aid							**$ 7,829,987**							**$ 5,935,748**
ADDITIONAL STATE AID							$ -							$ -
LCFF State Aid, Adjusted for Minimum State Aid Guarantee							**$ 7,829,987**							**$ 5,935,748**
LCFF Entitlement, excludes Categorical MSA and before COE transfer, Choice & Charter Supplemental							**$ 12,019,954**							**$ 11,674,985**
Change Over Prior Year											-2.87%	(344,969)		
LCFF Entitlement Per ADA (excluding Categorical MSA)							**$ 13,521**							**13,847**
Per-ADA Change Over Prior Year											2.41%	326		
Basic Aid Status (school districts only)							***Non-Basic Aid***							***Non-Basic Aid***
LCFF SOURCES INCLUDING EXCESS TAXES														
							2023-24					Increase		2024-25
State Aid							$ 7,829,987				-24.19%	(1,894,239)		$ 5,935,748
Education Protection Account							1,319,512							2,803,851
Property Taxes Net of In-Lieu Transfers							2,870,455				2.26%	64,931		2,935,386
Charter In-Lieu Taxes							-				0.00%	-		-
Total LCFF (Excludes Basic Aid Choice and Basic Aid Supplemental Funding)							**$ 12,019,954**				-15.22%	(1,829,308)		**$ 11,674,985**

FCMAT
FISCAL CRISIS & MANAGEMENT ASSISTANCE TEAM

Yreka Union Elementary (70508) - 26/27 BUDGET DEVELOPMENT	v27.1c					PY1	v27.1c					6/5/2026	CY
LOCAL CONTROL FUNDING FORMULA						**2025-26**							**2026-27**
LCFF ENTITLEMENT CALCULATION													
		COLA & Augmentation	Base Grant Proration	Unduplicated Pupil Percentage				COLA & Augmentation	Base Grant Proration	Unduplicated Pupil Percentage			
Calculation Factors		2.30%	0.00%	74.51%	74.51%			4.31%	0.00%	74.85%	74.85%		
	3PY Average ADA	Base	Grade Span	Supplemental	Concentration	Total	3PY Average ADA	Base	Grade Span	Supplemental	Concentration	Total	
Grades TK-3	410.07	$ 10,256	$ 1,067	$ 1,687	$ 1,436	$ 5,923,986	402.94	$ 10,698	$ 1,113	$ 1,768	$ 1,524	$ 6,085,611	
Grades 4-6	253.70	10,411		1,551	1,320	3,369,826	246.58	10,860		1,626	1,401	3,424,245	
Grades 7-8	159.39	10,719		1,597	1,359	2,179,766	160.64	11,181		1,674	1,443	2,296,739	
Grades 9-12	-	12,423	323	1,899	1,616	-	-	12,958	337	1,990	1,715	-	
Subtract Necessary Small School ADA and Funding	-	-	-			-	-	-	-			-	
Total Base, Supplemental, and Concentration Grant		$ 8,555,450	$ 437,545	$ 1,340,136	$ 1,140,447	$ 11,473,578		$ 8,784,627	$ 448,472	$ 1,382,195	$ 1,191,301	$ 11,806,595	
NSS Allowance		-				-		-				-	
TOTAL BASE	823.16	$ 8,555,450	$ 437,545	$ 1,340,136	$ 1,140,447	$ 11,473,578	810.16	$ 8,784,627	$ 448,472	$ 1,382,195	$ 1,191,301	$ 11,806,595	
ADD ONS:													
Targeted Instructional Improvement Block Grant						$ 54,464							$ 54,464
Home-to-School Transportation (COLA added commencing 2023-24)						124,276							127,843
Small School District Bus Replacement Program (COLA added commencing 2023-24)						-							-
Transitional Kindergarten (Commencing 2022-23)	TK ADA	57.11	TK Add-on rate	$ 5,545.00		316,675	TK ADA	63.59	TK Add-on rate	$ 5,704.00			362,717
ECONOMIC RECOVERY TARGET PAYMENT						-							-
LCFF Entitlement Before Adjustments						$ 11,968,993							$ 12,351,619
Miscellaneous Adjustments						-							-
ADJUSTED LCFF ENTITLEMENT						**$ 11,968,993**							**$ 12,351,619**
Local Revenue (including RDA)						(2,935,386)							(3,277,480)
Gross State Aid						**$ 9,033,607**							**$ 9,074,139**
Education Protection Account Entitlement						(2,067,311)							(2,093,057)
Net State Aid						**$ 6,966,296**							**$ 6,981,082**
MINIMUM STATE AID CALCULATION													
			12-13 Rate	2025-26 ADA		N/A			12-13 Rate	2026-27 ADA			N/A
2012-13 RL/Charter Gen BG adjusted for ADA			$ 5,035.81	823.16		$ 4,145,277			$ 5,035.81	810.16			$ 4,079,812
2012-13 NSS Allowance (deficited)			$ -			-			$ -				-
Minimum State Aid Adjustments						-							-
Less Current Year Property Taxes/In-Lieu						(2,935,386)							(3,277,480)
Less Education Protection Account Entitlement						(2,067,311)							(2,093,057)
Subtotal State Aid for Historical RL/Charter General BG						$ -							$ -
Categorical Minimum State Aid						1,231,081							1,231,081
Charter School Categorical Block Grant adjusted for ADA			-	-		-			-	-			-
Minimum State Aid Guarantee Before Proration Factor						**$ 1,231,081**							**$ 1,231,081**
Proration Factor						0.00%							0.00%
Minimum State Aid Guarantee						**$ 1,231,081**							**$ 1,231,081**
CHARTER SCHOOL MINIMUM STATE AID OFFSET													
LCFF Entitlement						-							-
Minimum State Aid plus Property Taxes including RDA						-							-
Offset						-							-
Minimum State Aid Prior to Offset						-							-
Total Minimum State Aid with Offset						-							-
State Aid Before Additional State Aid						**$ 6,966,296**							**$ 6,981,082**
ADDITIONAL STATE AID						**$ -**							**$ -**
LCFF State Aid, Adjusted for Minimum State Aid Guarantee						**$ 6,966,296**							**$ 6,981,082**
LCFF Entitlement, excludes Categorical MSA and before COE transfer, Choice & Charter Suppler						**$ 11,968,993**							**$ 12,351,619**
Change Over Prior Year			**2.52%**	**294,008**					**3.20%**	**382,626**			
LCFF Entitlement Per ADA (excluding Categorical MSA)						**14,540**							**15,246**
Per-ADA Change Over Prior Year			**5.00%**	**693**					**4.86%**	**706**			
Basic Aid Status (school districts only)						***Non-Basic Aid***							***Non-Basic Aid***
LCFF SOURCES INCLUDING EXCESS TAXES													
				Increase		2025-26				Increase			2026-27
State Aid			17.36%	1,030,548		$ 6,966,296			0.21%	14,786			$ 6,981,082
Education Protection Account						2,067,311							2,093,057
Property Taxes Net of In-Lieu Transfers			0.00%	-		2,935,386			11.65%	342,094			3,277,480
Charter In-Lieu Taxes			0.00%	-		-			0.00%	-			-
Total LCFF (Excludes Basic Aid Choice and Basic Aid Supplemental Funding)			8.83%	1,030,548		$ 11,968,993			2.98%	356,880			$ 12,351,619

FCMAT
FISCAL CRISIS & MANAGEMENT ASSISTANCE TEAM

Yreka Union Elementary (70508) - 26/27 BUDGET DEVELOPMENT	v27.1c					CY1	v27.1c					CY2
LOCAL CONTROL FUNDING FORMULA						**2027-28**						**2028-29**
LCFF ENTITLEMENT CALCULATION												
		COLA & Augmentation	Base Grant Proration	Unduplicated Pupil Percentage				COLA & Augmentation	Base Grant Proration	Unduplicated Pupil Percentage		
Calculation Factors		3.30%	0.00%	74.99%	74.99%			3.09%	0.00%	74.78%	74.78%	
	3PY Average ADA	Base	Grade Span	Supplemental	Concentration	Total	3PY Average ADA	Base	Grade Span	Supplemental	Concentration	Total
Grades TK-3	395.04	$ 11,051	$ 1,149	$ 1,830	$ 1,585	$ 6,168,535	380.64	$ 11,392	$ 1,185	$ 1,881	$ 1,617	$ 6,118,803
Grades 4-6	241.41	11,218		1,682	1,458	3,466,185	236.84	11,565		1,730	1,487	3,500,868
Grades 7-8	158.37	11,550		1,732	1,501	2,341,187	153.31	11,907		1,781	1,531	2,333,178
Grades 9-12	-	13,386	348	2,060	1,785	-	-	13,800	359	2,118	1,820	-
Subtract Necessary Small School ADA and Funding	-	-	-	-		-	-	-	-	-		-
Total Base, Supplemental, and Concentration Grant		$ 8,902,898	$ 453,901	$ 1,403,332	$ 1,215,776	$ 11,975,907		$ 8,900,768	$ 451,058	$ 1,398,659	$ 1,202,364	$ 11,952,849
NSS Allowance		-				-		-				-
TOTAL BASE	794.82	$ 8,902,898	$ 453,901	$ 1,403,332	$ 1,215,776	$ 11,975,907	770.79	$ 8,900,768	$ 451,058	$ 1,398,659	$ 1,202,364	$ 11,952,849
ADD ONS:												
Targeted Instructional Improvement Block Grant						$ 54,464						$ 54,464
Home-to-School Transportation (COLA added commencing 2023-24)						132,062						136,143
Small School District Bus Replacement Program (COLA added commencing 2023-24)						-						-
Transitional Kindergarten (Commencing 2022-23)	TK ADA	59.90	TK Add-on rate	$ 5,892.00		352,931	TK ADA	55.30	TK Add-on rate	$ 6,074.00		335,867
ECONOMIC RECOVERY TARGET PAYMENT						-						-
LCFF Entitlement Before Adjustments						$ 12,515,364						$ 12,479,323
Miscellaneous Adjustments						-						-
ADJUSTED LCFF ENTITLEMENT						**$ 12,515,364**						**$ 12,479,323**
Local Revenue (Including RDA)						(3,277,480)						(3,277,480)
Gross State Aid						**$ 9,237,884**						**$ 9,201,843**
Education Protection Account Entitlement						(2,121,190)						(2,120,622)
Net State Aid						**$ 7,116,694**						**$ 7,081,221**
MINIMUM STATE AID CALCULATION												
			12-13 Rate	2027-28 ADA		N/A			12-13 Rate	2028-29 ADA		N/A
2012-13 RL/Charter Gen BG adjusted for ADA			$ 5,035.81	794.82		$ 4,002,563			$ 5,035.81	770.79		$ 3,881,552
2012-13 NSS Allowance (deficited)			$ -			-			$ -			-
Minimum State Aid Adjustments						-						-
Less Current Year Property Taxes/In-Lieu						(3,277,480)						(3,277,480)
Less Education Protection Account Entitlement						(2,121,190)						(2,120,622)
Subtotal State Aid for Historical RL/Charter General BG						$ -						$ -
Categorical Minimum State Aid						1,231,081						1,231,081
Charter School Categorical Block Grant adjusted for ADA			-	-		-			-	-		-
Minimum State Aid Guarantee Before Proration Factor						**$ 1,231,081**						**$ 1,231,081**
Proration Factor						0.00%						0.00%
Minimum State Aid Guarantee						**$ 1,231,081**						**$ 1,231,081**
CHARTER SCHOOL MINIMUM STATE AID OFFSET												
LCFF Entitlement						-						-
Minimum State Aid plus Property Taxes including RDA						-						-
Offset						-						-
Minimum State Aid Prior to Offset						-						-
Total Minimum State Aid with Offset						-						-
State Aid Before Additional State Aid						**$ 7,116,694**						**$ 7,081,221**
ADDITIONAL STATE AID						$ -						$ -
LCFF State Aid, Adjusted for Minimum State Aid Guarantee						**$ 7,116,694**						**$ 7,081,221**
LCFF Entitlement, excludes Categorical MSA and before COE transfer, Choice & Charter Suppler						**$ 12,515,364**						**$ 12,479,323**
Change Over Prior Year			**1.33%**	**163,745**					**-0.29%**	**(36,041)**		
LCFF Entitlement Per ADA (excluding Categorical MSA)						**15,746**						**16,190**
Per-ADA Change Over Prior Year			**3.28%**	**500**					**2.82%**	**444**		
Basic Aid Status (school districts only)						***Non-Basic Aid***						***Non-Basic Aid***
LCFF SOURCES INCLUDING EXCESS TAXES												
				Increase		2027-28				Increase		2028-29
State Aid			1.94%	135,612		$ 7,116,694			-0.50%	(35,473)		$ 7,081,221
Education Protection Account						2,121,190						2,120,622
Property Taxes Net of In-Lieu Transfers			0.00%	-		3,277,480			0.00%	-		3,277,480
Charter In-Lieu Taxes			0.00%	-		-			0.00%	-		-
Total LCFF (Excludes Basic Aid Choice and Basic Aid Supplemental Funding)			1.10%	135,612		**$ 12,515,364**			-0.28%	(35,473)		**$ 12,479,323**

Yreka Union Elementary (70508) - 26/27 BUDGET DEVELOPMENT	v27.1c					CY3	v27.1c					CY4
LOCAL CONTROL FUNDING FORMULA						**2029-30**						**2030-31**
LCFF ENTITLEMENT CALCULATION												
		COLA & Augmentation	Base Grant Proration	Unduplicated Pupil Percentage				COLA & Augmentation	Base Grant Proration	Unduplicated Pupil Percentage		
Calculation Factors		3.11%	0.00%	0.00%	0.00%			3.12%	0.00%	0.00%	0.00%	
	3PY Average ADA	Base	Grade Span	Supplemental	Concentration	Total	3PY Average ADA	Base	Grade Span	Supplemental	Concentration	Total
Grades TK-3	347.14	$ 11,746	$ 1,222	$ -	$ -	$ 4,501,712	224.56	$ 12,112	$ 1,260	$ -	$ -	$ 3,002,816
Grades 4-6	228.56	11,925		-	-	2,725,578	153.40	12,297		-	-	1,886,360
Grades 7-8	146.06	12,277		-	-	1,793,179	96.04	12,660		-	-	1,215,866
Grades 9-12	-	14,229	370	-	-	-	-	14,673	381	-	-	-
Subtract Necessary Small School ADA and Funding	-	-	-			-	-	-	-			-
Total Base, Supplemental, and Concentration Grant		$ 8,596,263	$ 424,206	$ -	$ -	$ 9,020,469		$ 5,822,097	$ 282,945	$ -	$ -	$ 6,105,042
NSS Allowance		-				-		-				-
TOTAL BASE	721.76	$ 8,596,263	$ 424,206	$ -	$ -	$ 9,020,469	474.00	$ 5,822,097	$ 282,945	$ -	$ -	$ 6,105,042
ADD ONS:												
Targeted Instructional Improvement Block Grant						$ 54,464						$ 54,464
Home-to-School Transportation (COLA added commencing 2023-24)						140,377						144,757
Small School District Bus Replacement Program (COLA added commencing 2023-24)						-						-
Transitional Kindergarten (Commencing 2022-23)	TK ADA	-	TK Add-on rate	$ 6,263.00		-	TK ADA	-	TK Add-on rate	$ 6,458.00		-
ECONOMIC RECOVERY TARGET PAYMENT						-						-
LCFF Entitlement Before Adjustments						$ 9,215,310						$ 6,304,263
Miscellaneous Adjustments						-						-
ADJUSTED LCFF ENTITLEMENT						**$ 9,215,310**						**$ 6,304,263**
Local Revenue (including RDA)						-						-
Gross State Aid						**$ 9,215,310**						**$ 6,304,263**
Education Protection Account Entitlement						(2,047,485)						(1,386,594)
Net State Aid						**$ 7,167,825**						**$ 4,917,669**
MINIMUM STATE AID CALCULATION												
			12-13 Rate	2029-30 ADA		N/A			12-13 Rate	2030-31 ADA		N/A
2012-13 RL/Charter Gen BG adjusted for ADA			$ 5,035.81	721.76		$ 3,634,646			$ 5,035.81	474.00		$ 2,386,974
2012-13 NSS Allowance (deficited)			$ -			-			$ -			-
Minimum State Aid Adjustments						-						-
Less Current Year Property Taxes/In-Lieu						-						-
Less Education Protection Account Entitlement						(2,047,485)						(1,386,594)
Subtotal State Aid for Historical RL/Charter General BG						**$ 1,587,161**						**$ 1,000,380**
Categorical Minimum State Aid						1,231,081						1,231,081
Charter School Categorical Block Grant adjusted for ADA			-	-		-			-	-		-
Minimum State Aid Guarantee Before Proration Factor						**$ 2,818,242**						**$ 2,231,461**
Proration Factor						0.00%						0.00%
Minimum State Aid Guarantee						**$ 2,818,242**						**$ 2,231,461**
CHARTER SCHOOL MINIMUM STATE AID OFFSET												
LCFF Entitlement						-						-
Minimum State Aid plus Property Taxes including RDA						-						-
Offset						-						-
Minimum State Aid Prior to Offset						-						-
Total Minimum State Aid with Offset						-						-
State Aid Before Additional State Aid						**$ 7,167,825**						**$ 4,917,669**
ADDITIONAL STATE AID						$ -						$ -
LCFF State Aid, Adjusted for Minimum State Aid Guarantee						**$ 7,167,825**						**$ 4,917,669**
LCFF Entitlement, excludes Categorical MSA and before COE transfer, Choice & Charter Supplier						**$ 9,215,310**						**$ 6,304,263**
Change Over Prior Year			-26.16%	(3,264,013)					-31.59%	(2,911,047)		
LCFF Entitlement Per ADA (excluding Categorical MSA)						12,768						13,300
Per-ADA Change Over Prior Year			-21.14%	(3,422)					4.17%	532		
Basic Aid Status (school districts only)						*Non-Basic Aid*						*Non-Basic Aid*
LCFF SOURCES INCLUDING EXCESS TAXES												
				Increase		2029-30				Increase		2030-31
State Aid			1.22%	86,604		$ 7,167,825			-31.39%	(2,250,156)		$ 4,917,669
Education Protection Account						2,047,485						1,386,594
Property Taxes Net of In-Lieu Transfers			-100.00%	(3,277,480)		-			0.00%	-		-
Charter In-Lieu Taxes			0.00%	-		-			0.00%	-		-
Total LCFF (Excludes Basic Aid Choice and Basic Aid Supplemental Funding)			-25.57%	(3,190,876)		**$ 9,215,310**			-17.98%	(2,250,156)		**$ 6,304,263**

FCMAT
FISCAL CRISIS & MANAGEMENT ASSISTANCE TEAM

Yreka Union Elementary (70508) - 26/27 BUDGET DEVELOPMENT

6/5/26

EDUCATION PROTECTION ACCOUNT

		Calculated* 2023-24	CDE P-2 Certification* 2024-25	Calculated* 2024-25	Estimated P-2 2025-26	Calculated* 2025-26	2026-27	2027-28	2028-29	2029-30	2030-31
EDUCATION PROTECTION ACCOUNT (EPA) MINIMUM ENTITLEMENT											
A-1	Total ADA for EPA Minimum	889.01	836.35	843.15	823.16	823.16	810.16	794.82	770.79	721.76	474.00
A-2	Minimum Funding per ADA	$ 200	$ 200	$ 200	$ 200	$ 200	$ 200	$ 200	$ 200	$ 200	$ 200
A-3	EPA Minimum Funding (A-1 * A-2)	*$ 177,802*	$ 167,270	$ 168,630	$ 164,632	$ 164,632	$ 162,032	$ 158,964	$ 154,158	$ 144,352	$ 94,800
EPA PROPORTIONATE SHARE CAP											
B3,B7	2012-13 Deficited Base RL/Charter Rate (adjusted for COLA eff. 21/22)	$ 6,684.93		$ 6,756.46	$ 6,911.86	$ 6,911.86	$ 7,110.23	$ 7,344.87	$ 7,571.83	$ 7,807.31	$ 8,051
B4, B8	Current Year Funded ADA, excluding NSS	889.01		843.15	823.16	823.16	810.16	794.82	770.79	721.76	474.00
B-11	2012-13 Deficited Other Revenue Limit per ADA (adjusted for COLA eff. 21/22)	$ 49.91		$ 50.44	$ 51.60	$ 51.60	$ 53.08	$ 54.83	$ 56.52	$ 58.28	$ 60.10
B-12	Current Year Funded ADA, including NSS	889.01		843.15	823.16	823.16	810.16	794.82	770.79	721.76	474.00
B9+B13	*Adjusted Total Revenue Limit*	*$ 5,987,340*		*$ 5,739,237*	*$ 5,732,042*	*$ 5,732,042*	*$ 5,803,427*	*$ 5,881,430*	*$ 5,879,856*	*$ 5,677,068*	*$ 3,844,614*
B14	*Current Year Adjusted NSS Allowance*	$ -		$ -	$ -	$ -	$ -	$ -	$ -	$ -	$ -
B-16	Adjusted Revenue Limit/Adjusted General Purpose Funding for EPA	*$ 5,987,340*	*$ 5,692,950*	$ 5,739,237	$ 5,732,042	$ 5,732,042	$ 5,803,427	$ 5,881,430	$ 5,879,856	$ 5,677,068	$ 3,844,614
B-17	Local Revenue/In-Lieu of Property Taxes	$ 2,870,455	$ 2,870,455	$ 2,935,386	$ 2,935,386	$ 2,935,386	$ 3,277,480	$ 3,277,480	$ 3,277,480	$ -	$ -
B-18	EPA Proportionate Share Cap (B-16 - B-17; If less than 0, B-18 = 0)	*$ 3,116,885*	$ 2,822,495	$ 2,803,851	$ 2,796,656	$ 2,796,656	$ 2,525,947	$ 2,603,950	$ 2,602,376	$ 5,677,068	$ 3,844,614
EPA PROPORTIONATE SHARE											
C-1	Adjusted Revenue Limit/Adjusted General Purpose Funding for EPA	$5,987,340	*$ 5,692,950*	$5,739,237	$5,732,042	$5,732,042	$5,803,427	$5,881,430	$5,879,856	$5,677,068	$3,844,614
C-2	Statewide EPA Proportionate Share Ratio *(as of P-2 certification)*		49.68656772%		36.06588113%		36.06588113%	36.06588113%	36.06588113%	36.06588113%	36.06588113%
C-3	EPA Proportionate Share (C-1 * C-2)	*$ 1,319,512*	$ 2,828,631	*$ 2,900,867*	$ 2,067,311	*$ 2,067,311*	$ 2,093,057	$ 2,121,190	$ 2,120,622	$ 2,047,485	$ 1,386,594
EPA ENTITLEMENT											
D-1	EPA Entitlement (If C-3 < B-18, then C-3; else B-18); (If C-3 and B-18 < A-3, then A-3)	*$ 1,319,512*	$ 2,822,495	$ 2,803,851	$ 2,067,311	$ 2,067,311	$ 2,093,057	$ 2,121,190	$ 2,120,622	$ 2,047,485	$ 1,386,594
D-2	Miscellaneous Adjustments**	*$ -*	*$ -*	*$ -*	*$ -*	*$ -*	$-	$-	$-	$-	$-
D-3	Adjusted EPA Entitlement (D-1 + D-2+D-2a)	*1,319,512*	2,822,495	2,803,851	2,067,311	2,067,311	2,093,057	2,121,190	2,120,622	2,047,485	1,386,594
D-4	Prior Year Annual Adjustment	*12,139*	*$ 18,517*	*18,517*	*$ (18,644)*	*(18,644)*	-				
D-5	P2 Entitlement Net of PY Adjustment	*1,331,651*	*$ 2,841,012*	*2,822,368*	$ 2,048,667	*2,048,667*	2,093,057	2,121,190	2,120,622	2,047,485	1,386,594
C-2	Statewide EPA Proportionate Share Ratio **(as of Annual certification)**	22.03836064%	50.54446491%	50.54446491%	36.06588113%	36.06588113%	36.06588113%	36.06588113%	36.06588113%	36.06588113%	36.06588113%
	Adjusted EPA Allocation (used to calculate LCFF Revenue)		*$ 2,803,851*		*$ 2,067,311*		*2,093,057*	*2,121,190*	*2,120,622*	*2,047,485*	*1,386,594*

**CDE P-2 Certification and Calculated columns can be compared to determine accruals oents. Enter accrual information on Data Entry tab.*
***A miscellaneous adjustment increases EPA State Aid (object 8012) funding in lieu of iso an LEA when it is overpaid. EPA State Aid offsets LCFF State Aid (object 8011). It is calculated a single time at P2.*

FCMAT
FISCAL CRISIS & MANAGEMENT ASSISTANCE TEAM

Yreka Union Elementary (70508) - 26/27 BUDGET DEVELOPMENT				6/5/2026				
	2023-24	**2024-25**	**2025-26**	**2026-27**	**2027-28**	**2028-29**	**2029-30**	**2030-31**
General Assumptions								
COLA & Augmentation	8.22%	1.07%	2.30%	4.31%	3.30%	3.09%	3.11%	3.12%
Base Grant Proration Factor	0.00%	0.00%	0.00%	0.00%	0.00%	0.00%	0.00%	0.00%
Add-on, ERT & MSA Proration Factor	0.00%	0.00%	0.00%	0.00%	0.00%	0.00%	0.00%	0.00%
Student Assumptions:								
Enrollment Count	864	877	848	829	810	778	-	-
Unduplicated Pupil Count (UPC)	635	653	641	618	606	583	-	-
Unduplicated Pupil Percentage (UPP)	71.35%	72.79%	74.51%	74.85%	74.99%	74.78%	0.00%	0.00%
Current Year LCFF Average Daily Attendance (ADA)	820.10	823.49	797.62	766.14	748.60	719.22	-	-
Funded LCFF ADA	889.01	843.15	823.16	810.16	794.82	770.79	721.76	474.00
LCFF ADA Funding Method	3PY Average	3PY Average	3PY Average	3PY Average	3PY Average	3PY Average	3PY Average	3PY Average
Current Year Necessary Small School (NSS) ADA	-	-	-	-	-	-	-	-
Funded NSS ADA	-	-	-	-	-	-	-	-
LCFF Entitlement Summary								
Base Grant	$8,940,800	$8,566,898	$8,555,450	$8,784,627	$8,902,898	$8,900,768	$8,596,263	$5,822,097
Grade Span Adjustment	448,673	439,573	437,545	448,472	453,901	451,058	424,206	282,945
Adjusted Base Grant	$9,389,473	$9,006,471	$8,992,995	$9,233,099	$9,356,799	$9,351,826	$9,020,469	$6,105,042
Supplemental Grant	1,339,878	1,311,163	1,340,136	1,382,195	1,403,332	1,398,659	-	-
Concentration Grant	997,866	1,041,463	1,140,447	1,191,301	1,215,776	1,202,364	-	-
Total Base, Supplemental and Concentration Grant	$11,727,217	$11,359,097	$11,473,578	$11,806,595	$11,975,907	$11,952,849	$9,020,469	$6,105,042
Allowance: Necessary Small School	-	-	-	-	-	-	-	-
Add-on: Targeted Instructional Improvement Block Grant	54,464	54,464	54,464	54,464	54,464	54,464	54,464	54,464
Add-on: Home-to-School Transportation	120,196	121,482	124,276	127,843	132,062	136,143	140,377	144,757
Add-on: Small School District Bus Replacement Program	-	-	-	-	-	-	-	-
Add-on: Economic Recovery Target	-	-	-	-	-	-	-	-
Add-on: Transitional Kindergarten	118,077	139,942	316,675	362,717	352,931	335,867	-	-
Total Allowance and Add-On Amounts	$292,737	$315,888	$495,415	$545,024	$539,457	$526,474	$194,841	$199,221
Total LCFF Entitlement Before Adjustments (excludes Additional State Aid)	**$12,019,954**	**$11,674,985**	**$11,968,993**	**$12,351,619**	**$12,515,364**	**$12,479,323**	**$9,215,310**	**$6,304,263**
Miscellaneous Adjustments	-	-	-	-	-	-	-	-
Total LCFF Entitlement (excludes Additional State Aid)	**$ 12,019,954**	**$ 11,674,985**	**$ 11,968,993**	**$ 12,351,619**	**$ 12,515,364**	**$ 12,479,323**	**$ 9,215,310**	**$ 6,304,263**
LCFF Entitlement Per ADA (excludes Categorical MSA)	$ 13,521	$ 13,847	$ 14,540	$ 15,246	$ 15,746	$ 16,190	$ 12,768	$ 13,300
Additional State Aid	-	-	-	-	-	-	-	-
Total LCFF Entitlement with Additional State Aid	12,019,954	11,674,985	11,968,993	12,351,619	12,515,364	12,479,323	9,215,310	6,304,263
LCFF Sources Summary								
Funding Source Summary								
Local Revenue and In-Lieu of Property Taxes *(net for school districts)*	$ *2,870,455*	$ *2,935,386*	$ *2,935,386*	$ *3,277,480*	$ *3,277,480*	$ *3,277,480*	$ -	$ -
Education Protection Account Entitlement *(includes $200/minimum per ADA)*	$ 1,319,512	$ 2,803,851	$ 2,067,311	$ 2,093,057	$ 2,121,190	$ 2,120,622	$ 2,047,485	$ 1,386,594
Net State Aid *(excludes Additional State Aid)*	$ 7,829,987	$ 5,935,748	$ 6,966,296	$ 6,981,082	$ 7,116,694	$ 7,081,221	$ 7,167,825	$ 4,917,669
Additional State Aid	$ -	$ -	$ -	$ -	$ -	$ -	$ -	$ -
Total Funding Sources	**$ 12,019,954**	**$ 11,674,985**	**$ 11,968,993**	**$ 12,351,619**	**$ 12,515,364**	**$ 12,479,323**	**$ 9,215,310**	**$ 6,304,263**

FCMAT
FISCAL CRISIS & MANAGEMENT ASSISTANCE TEAM

Yreka Union Elementary (70508) - 26/27 BUDGET DEVELOPMENT				6/5/2026				
	2023-24	**2024-25**	**2025-26**	**2026-27**	**2027-28**	**2028-29**	**2029-30**	**2030-31**
Funding Source by Resource-Object								
State Aid (Resource Code 0000, Object Code 8011)	$ 7,829,987	$ 5,935,748	$ 6,966,296	$ 6,981,082	$ 7,116,694	$ 7,081,221	$ 7,167,825	$ 4,917,669
EPA, Current Year (Resource 1400, Object Code 8012) (P-2 plus Current Year Accrual)	$ 1,319,512	$ 2,803,851	$ 2,067,311	$ 2,093,057	$ 2,121,190	$ 2,120,622	$ 2,047,485	$ 1,386,594
EPA, Prior Year Adjustment (Resource 1400, Object Code 8019) (P-A less Prior Year Accrual)	$ 12,139	$ 18,517	$ (18,644)	$ -	$ -	$ -	$ -	$ -
Property Taxes (Object 8021 to 8089)	$ 2,870,455	$ 2,935,386	$ 2,935,386	$ 3,277,480	$ 3,277,480	$ 3,277,480	$ -	$ -
% Change		2.2620%	0.0000%	11.6542%	0.0000%	0.0000%	-100.0000%	0.0000%
In-Lieu of Property Taxes (Object Code 8096)	-	-	-	-	-	-	-	-
Entitlement and Source Reconciliation								
Basic Aid/Excess Tax District Status	Non-Basic Aid	Non-Basic Aid	Non-Basic Aid	Non-Basic Aid	Non-Basic Aid	Non-Basic Aid	Non-Basic Aid	Non-Basic Aid
Total LCFF Entitlement	$ 12,019,954	$ 11,674,985	$ 11,968,993	$ 12,351,619	$ 12,515,364	$ 12,479,323	$ 9,215,310	$ 6,304,263
Additional State Aid	$ -	$ -	$ -	$ -	$ -	$ -	$ -	$ -
Additional EPA Minimum Entitlement (excess to LCFF Entitlement)	$ -	$ -	$ -	$ -	$ -	$ -	$ -	$ -
Excess Taxes before Minimum State Aid	$ -	$ -	$ -	$ -	$ -	$ -	$ -	$ -
Total Funding Sources	$ 12,019,954	$ 11,674,985	$ 11,968,993	$ 12,351,619	$ 12,515,364	$ 12,479,323	$ 9,215,310	$ 6,304,263
LCAP Percentage to Increase or Improve Services Calculation								
Base Grant (*Excludes add-ons for TIIG & Transportation)*			$ 9,309,670	$ 9,595,816	$ 9,709,730	$ 9,687,693	$ 9,020,469	$ 6,105,042
Supplemental and Concentration Grant funding in the LCAP year			$ 2,480,583	$ 2,573,496	$ 2,619,108	$ 2,601,023	$ -	$ -
Projected Additional 15% Concentration Grant funding in the LCAP year			$ 263,181	$ 274,917	$ 280,564	$ 277,469	$ -	$ -
Percentage to Increase or Improve Services			26.65%	26.82%	26.97%	26.85%	0.00%	0.00%

FCMAT
FISCAL CRISIS & MANAGEMENT ASSISTANCE TEAM

Yreka Union Elementary (70508) - 26/27 BUDGET DEVELOPMENT								6/5/2026
	2023-24	2024-25	2025-26	2026-27	2027-28	2028-29	2029-30	2030-31
Necessary Small School Allowance by School								
District Current Year Necessary Small School (NSS) ADA	-	-	-	-	-	-	-	-
District Funded NSS ADA	-	-	-	-	-	-	-	-
District NSS Allowance	$ -	$ -	$ -	$ -	$ -	$ -	$ -	$ -
NSS #1								
NSS Funding Basis (Greater of CY, PY, or 3PY Average)	*Current Yr*	*Current Yr*	*Current Yr*	*Current Yr*	*Current Yr*	*Current Yr*	*Current Yr*	*Current Yr*
CY ADA (Actual)	-	-	-	-	-	-	-	-
Funded ADA for NSS	-	-	-	-	-	-	-	-
Funded NSS Allowance	$ -	$ -	$ -	$ -	$ -	$ -	$ -	$ -
NSS #2								
NSS Funding Basis (Greater of CY, PY, or 3PY Average)	*Current Yr*	*Current Yr*	*Current Yr*	*Current Yr*	*Current Yr*	*Current Yr*	*Current Yr*	*Current Yr*
CY ADA (Actual)	-	-	-	-	-	-	-	-
Funded ADA for NSS	-	-	-	-	-	-	-	-
Funded NSS Allowance	$ -	$ -	$ -	$ -	$ -	$ -	$ -	$ -
NSS #3								
NSS Funding Basis (Greater of CY, PY, or 3PY Average)	*Current Yr*	*Current Yr*	*Current Yr*	*Current Yr*	*Current Yr*	*Current Yr*	*Current Yr*	*Current Yr*
CY ADA (Actual)	-	-	-	-	-	-	-	-
Funded ADA for NSS	-	-	-	-	-	-	-	-
Funded NSS Allowance	$ -	$ -	$ -	$ -	$ -	$ -	$ -	$ -
NSS #4								
NSS Funding Basis (Greater of CY, PY, or 3PY Average)	*Current Yr*	*Current Yr*	*Current Yr*	*Current Yr*	*Current Yr*	*Current Yr*	*Current Yr*	*Current Yr*
CY ADA (Actual)	-	-	-	-	-	-	-	-
Funded ADA for NSS	-	-	-	-	-	-	-	-
Funded NSS Allowance	$ -	$ -	$ -	$ -	$ -	$ -	$ -	$ -
NSS #5								
NSS Funding Basis (Greater of CY, PY, or 3PY Average)	*Current Yr*	*Current Yr*	*Current Yr*	*Current Yr*	*Current Yr*	*Current Yr*	*Current Yr*	*Current Yr*
CY ADA (Actual)	-	-	-	-	-	-	-	-
Funded ADA for NSS	-	-	-	-	-	-	-	-
Funded NSS Allowance	$ -	$ -	$ -	$ -	$ -	$ -	$ -	$ -

FCMAT
FISCAL CRISIS & MANAGEMENT ASSISTANCE TEAM

Yreka Union Elementary (70508) - 26/27 BUDGET DEVELOPMENT								6/5/2026
	2023-24	2024-25	2025-26	2026-27	2027-28	2028-29	2029-30	2030-31
PER-ADA FUNDING LEVELS								
Base, Supplemental and Concentration Rate per ADA								
Grades TK-3	$ 13,677.53	$ 13,959.13	$ 14,446.28	$ 15,103.02	$ 15,614.96	$ 16,075.04	$ 12,968.00	$ 13,372.00
Grades 4-6	$ 12,575.93	$ 12,835.39	$ 13,282.72	$ 13,886.95	$ 14,358.09	$ 14,781.57	$ 11,925.00	$ 12,297.00
Grades 7-8	$ 12,948.12	$ 13,215.01	$ 13,675.68	$ 14,297.42	$ 14,783.02	$ 15,218.69	$ 12,277.00	$ 12,660.00
Grades 9-12	$ 15,396.11	$ 15,714.74	$ 16,261.79	$ 17,000.65	$ 17,578.35	$ 18,097.04	$ 14,599.00	$ 15,054.00
Base Grants								
Grades TK-3	$ 9,919	$ 10,025	$ 10,256	$ 10,698	$ 11,051	$ 11,392	$ 11,746	$ 12,112
Grades 4-6	$ 10,069	$ 10,177	$ 10,411	$ 10,860	$ 11,218	$ 11,565	$ 11,925	$ 12,297
Grades 7-8	$ 10,367	$ 10,478	$ 10,719	$ 11,181	$ 11,550	$ 11,907	$ 12,277	$ 12,660
Grades 9-12	$ 12,015	$ 12,144	$ 12,423	$ 12,958	$ 13,386	$ 13,800	$ 14,229	$ 14,673
Grade Span Adjustment								
Grades TK-3	$ 1,032	$ 1,043	$ 1,067	$ 1,113	$ 1,149	$ 1,185	$ 1,222	$ 1,260
Grades 9-12	$ 312	$ 316	$ 323	$ 337	$ 348	$ 359	$ 370	$ 381
Prorated Base, Supplemental and Concentration Rate per ADA								
Grades TK-3	$ 10,951	$ 11,068	$ 11,323	$ 11,811	$ 12,200	$ 12,577	$ 12,968	$ 13,372
Grades 4-6	$ 10,069	$ 10,177	$ 10,411	$ 10,860	$ 11,218	$ 11,565	$ 11,925	$ 12,297
Grades 7-8	$ 10,367	$ 10,478	$ 10,719	$ 11,181	$ 11,550	$ 11,907	$ 12,277	$ 12,660
Grades 9-12	$ 12,327	$ 12,460	$ 12,746	$ 13,295	$ 13,734	$ 14,159	$ 14,599	$ 15,054
Prorated Base Grants								
Grades TK-3	$ 9,919	$ 10,025	$ 10,256	$ 10,698	$ 11,051	$ 11,392	$ 11,746	$ 12,112
Grades 4-6	$ 10,069	$ 10,177	$ 10,411	$ 10,860	$ 11,218	$ 11,565	$ 11,925	$ 12,297
Grades 7-8	$ 10,367	$ 10,478	$ 10,719	$ 11,181	$ 11,550	$ 11,907	$ 12,277	$ 12,660
Grades 9-12	$ 12,015	$ 12,144	$ 12,423	$ 12,958	$ 13,386	$ 13,800	$ 14,229	$ 14,673
Prorated Grade Span Adjustment								
Grades TK-3	$ 1,032	$ 1,043	$ 1,067	$ 1,113	$ 1,149	$ 1,185	$ 1,222	$ 1,260
Grades 9-12	$ 312	$ 316	$ 323	$ 337	$ 348	$ 359	$ 370	$ 381
Supplemental Grant	20%	20%	20%	20%	20%	20%	20%	20%
Maximum - 1.00 ADA, 100% UPP								
Grades TK-3	$ 2,190	$ 2,214	$ 2,265	$ 2,362	$ 2,440	$ 2,515	$ 2,594	$ 2,674
Grades 4-6	$ 2,014	$ 2,035	$ 2,082	$ 2,172	$ 2,244	$ 2,313	$ 2,385	$ 2,459
Grades 7-8	$ 2,073	$ 2,096	$ 2,144	$ 2,236	$ 2,310	$ 2,381	$ 2,455	$ 2,532
Grades 9-12	$ 2,465	$ 2,492	$ 2,549	$ 2,659	$ 2,747	$ 2,832	$ 2,920	$ 3,011
Actual - 1.00 ADA, Local UPP as follows:	*71.35%*	*72.79%*	*74.51%*	*74.85%*	*74.99%*	*74.78%*	*0.00%*	*0.00%*
Grades TK-3	$ 1,563	$ 1,611	$ 1,687	$ 1,768	$ 1,830	$ 1,881	$ -	$ -
Grades 4-6	$ 1,437	$ 1,482	$ 1,551	$ 1,626	$ 1,682	$ 1,730	$ -	$ -
Grades 7-8	$ 1,479	$ 1,525	$ 1,597	$ 1,674	$ 1,732	$ 1,781	$ -	$ -
Grades 9-12	$ 1,759	$ 1,814	$ 1,899	$ 1,990	$ 2,060	$ 2,118	$ -	$ -
Concentration Grant (>55% population)	65%	65%	65%	65%	65%	65%	65%	65%
Maximum - 1.00 ADA, 100% UPP								
Grades TK-3	$ 7,118	$ 7,194	$ 7,360	$ 7,677	$ 7,930	$ 8,175	$ 8,429	$ 8,692
Grades 4-6	$ 6,545	$ 6,615	$ 6,767	$ 7,059	$ 7,292	$ 7,517	$ 7,751	$ 7,993
Grades 7-8	$ 6,739	$ 6,811	$ 6,967	$ 7,268	$ 7,508	$ 7,740	$ 7,980	$ 8,229
Grades 9-12	$ 8,013	$ 8,099	$ 8,285	$ 8,642	$ 8,927	$ 9,203	$ 9,489	$ 9,785
Actual - 1.00 ADA, Local UPP >55% as follows:	*16.3500%*	*17.7900%*	*19.5100%*	*19.8500%*	*19.9900%*	*19.7800%*	*0.0000%*	*0.0000%*
Grades TK-3	$ 1,164	$ 1,280	$ 1,436	$ 1,524	$ 1,585	$ 1,617	$ -	$ -
Grades 4-6	$ 1,070	$ 1,177	$ 1,320	$ 1,401	$ 1,458	$ 1,487	$ -	$ -
Grades 7-8	$ 1,102	$ 1,212	$ 1,359	$ 1,443	$ 1,501	$ 1,531	$ -	$ -
Grades 9-12	$ 1,310	$ 1,441	$ 1,616	$ 1,715	$ 1,785	$ 1,820	$ -	$ -

Yreka Union Elementary (70508) - 26/27 BUDGET DEVELOPMENT

Charts and Graphs

Charts and graphs provided on this tab represent one computational methodology and are not intended to set or communicate any standards of the California Department of Education (CDE) or the Fiscal Crisis and Management Assistance Team (FCMAT). **The Graphs tab remains unprotected to allow editing for local standards.**

2026-27

Change the fiscal year here to update all of the charts and graphics on this page that only display one fiscal year.

27 LCFF Entitlement Factors for Yreka Union Elementary (70508) - 26/27 BUDGET DEVELOP

Usage Notes: The following chart is provided as informational and should be locally verified for accuracy. Minor rounding differences may exist due to additional rounding applied to each of the allocation categories. Based on SSC's LCFF Funding Factors chart.

Grade Span	Grades TK-3	Grades 4-6	Grades 7-8	Grades 9-12
2025-26 Base Grant per ADA	$10,256	$10,411	$10,719	$12,423
Statutory COLA - 2.87%	$294	$299	$308	
Additional LCFF Investment - 1.44%	$148	$150	$154	
2026-27 Base Grant per ADA	$10,698	$10,860	$11,181	$12,423
Grade Span Adjustment (GSA)	$1,113	-	-	$337
2026-27 Adjusted Base Grant per ADA	$11,811	$10,860	$11,181	$12,760
20% Supplemental Grant per ADA	$1,768	$1,626	$1,674	$1,990
65% Concentration Grant per ADA	$1,524	$1,401	$1,443	$1,715
TK Add-on per ADA (inclusive of statutory COLA)	$5,704	-	-	-

2026-27 LCFF Changes by Entitlement Components and Key Factors for Yreka Union Elementary (70508) - 26/27 BUDGET DEVELOPMENT

Usage Notes:
The following chart is provided for informational purposes and should be locally verified for accuracy. It has been designed in detail for internal use and should be summarized before being communicated externally.
Minor rounding differences may exist due to additional rounding applied to each of the allocation categories.
The table reflects a detailed breakdown of LCFF changes by entitlement components and key factors (e.g., ADA, UPP, COLA and augmentations). These calculations occur prior to the determination of additional state aid.
This table is a component of the total LCFF entitlement calculation and does not factor in funding sources. Although the LCFF entitlement is changing, LEAs that receive additional state aid and/or community funded school districts may not receive actual additional funding.

Entitlement Component (A)	Prior Year Entitlement (B)	Change Due to Funded ADA Increase (Decrease) (C)	Change Due to UPP Increase (Decrease) (D)	Change Due to Statutory COLA (E)	Change Due to Augmentation Increase (Suspension Decrease) (F)	Total Change from Key Factors (C+D+E+F) (G)	Prior Year Entitlement + Total Change (B+G) (H)	Current Year Entitlement (I)
Change Factor:		-13.00 ADA -1.58%	0.3400% UPP 0.4563%	$324,900 2.87%	$163,016 1.44%	$333,017 2.90%		
Total Base, Supplemental and Concentration Grant	$11,473,578	($180,479)	$25,580	$324,900	$163,016	$333,017	$11,806,595	$11,806,595
Grades TK-3	5,923,986	(103,002)	13,185	167,433	84,009	161,625	6,085,611	6,085,611
Grades 4-6	3,369,826	(94,572)	7,419	94,272	47,300	54,419	3,424,245	3,424,245
Grades 7-8	2,179,766	17,095	4,976	63,195	31,707	116,973	2,296,739	2,296,739
Grades 9-12	-	-	-	-	-	-	-	-
Base Grants (excludes NSS funding)	8,555,450	(133,852)	-	241,739	121,290	229,177	8,784,627	8,784,627
Grades TK-3	4,205,678	(73,125)	-	118,595	59,504	104,974	4,310,652	4,310,652
Grades 4-6	2,641,271	(74,126)	-	73,724	36,990	36,588	2,677,859	2,677,859
Grades 7-8	1,708,501	13,399	-	49,420	24,796	87,615	1,796,116	1,796,116
Grades 9-12	-	-	-	-	-	-	-	-
Grade Span Adjustment (excludes NSS funding)	437,545	(7,608)	-	12,342	6,193	10,927	448,472	448,472

Yreka Union Elementary (70508) - 26/27 BUDGET DEVELOPMENT								
Charts and Graphs								
Grades TK-3	437,545	(7,608)	-	12,342	6,193	10,927	448,472	448,472
Grades 9-12	-	-	-	-	-	-	-	-
Supplemental Grant	**1,340,136**	**(21,080)**	**6,019**	**38,036**	**19,084**	**42,059**	**1,382,195**	**1,382,195**
Grades TK-3	691,933	(12,031)	3,102	19,602	9,835	20,508	712,441	712,441
Grades 4-6	393,602	(11,046)	1,746	11,036	5,537	7,273	400,875	400,875
Grades 7-8	254,601	1,997	1,171	7,398	3,712	14,278	268,879	268,879
Grades 9-12	-	-	-	-	-	-	-	-
Concentration Grant	**1,140,447**	**(17,939)**	**19,561**	**32,783**	**16,449**	**50,854**	**1,191,301**	**1,191,301**
Grades TK-3	588,830	(10,238)	10,083	16,894	8,477	25,216	614,046	614,046
Grades 4-6	334,953	(9,400)	5,673	9,512	4,773	10,558	345,511	345,511
Grades 7-8	216,664	1,699	3,805	6,377	3,199	15,080	231,744	231,744
Grades 9-12	-	-	-	-	-	-	-	-

Entitlement Component (A)	Prior Year Entitlement (B)	Change Due to Funded ADA Increase (Decrease) (C)	Change Due to UPP Increase (Decrease) (D)	Change Due to Statutory COLA (E)	Change Due to Augmentation Increase (Suspension Decrease) (F)	Total Change from Key Factors (C+D+E+F) (G)	Prior Year Entitlement + Total Change (B+G) (H)	Current Year Entitlement (I)
Change Factor:				**2.87%**	**0.00%**			
Miscellaneous Add-Ons								
Add-on: Targeted Instructional Improvement Block Grant	54,464	-	-	-	-	-	54,464	54,464
Add-on: Home-to-School Transportation	124,276	-	-	3,567	-	3,567	127,843	127,843
Add-on: Small School District Bus Replacement Program	-	-	-	-	-	-	-	-
Add-on: Economic Recovery Target	-	-	-	-	-	-	-	-
Add-on: Transitional Kindergarten	316,675	35,932	-	10,110	-	46,042	362,717	362,717

Entitlement Component (A)	Prior Year Entitlement (B)	Change Due to Funded ADA Increase (Decrease) (C)	Change Due to UPP Increase (Decrease) (D)	Change Due to Statutory COLA (E)	Change Due to Augmentation Increase (Suspension Decrease) (F)	Total Change from Key Factors (C+D+E+F) (G)	Prior Year Entitlement + Total Change (B+G) (H)	Current Year Entitlement (I)
Change Factor:			**0.00 ADA**	**2.87%**	**0.00%**			
Necessary Small Schools (NSS) Add-on	-	-	-	-	-	-	-	-
Allowance: Necessary Small School	-	-	-	-	-	-	-	-
NSS 1 #: NSS #1	-	-	-	-	-	-	-	-
NSS 2 #: NSS #2	-	-	-	-	-	-	-	-
NSS 3 #: NSS #3	-	-	-	-	-	-	-	-
NSS 4 #: NSS #4	-	-	-	-	-	-	-	-
NSS 5 #: NSS #5	-	-	-	-	-	-	-	-
NSS Add-On per ADA	-	-	-	-	-	-	-	-
NSS 1 #: NSS #1	-	-	-	-	-	-	-	-
NSS 2 #: NSS #2	-	-	-	-	-	-	-	-
NSS 3 #: NSS #3	-	-	-	-	-	-	-	-
NSS 4 #: NSS #4	-	-	-	-	-	-	-	-
NSS 5 #: NSS #5	-	-	-	-	-	-	-	-

Components of LCFF Entitlement

		2026-27			
Base Grant	$	8,784,627		810.16	ADA
Grade Span Adjustment	$	448,472	$	9,233,099	Adjusted Base Grant
Supplemental Grant	$	1,382,195	74.85%		
Concentration Grant	$	1,191,301	74.85%	$ 2,573,496	Supplemental & Concentration

Yreka Union Elementary (70508) - 26/27 BUDGET DEVELOPMENT				
Charts and Graphs				
Allowance: Necessary Small School	$ -	$ -	Allowance	
Add-on: Targeted Instructional Improvement Block Grant	$ 54,464			
Add-on: Home-to-School Transportation	$ 127,843			
Add-on: Small School District Bus Replacement Program	$ -	$ 545,024	Add-ons	
Add-on Economic Recovery Target	$ -			
Add-on: Transitional Kindergarten	$ 362,717			
Total	$ 12,351,619	$ 12,351,619		

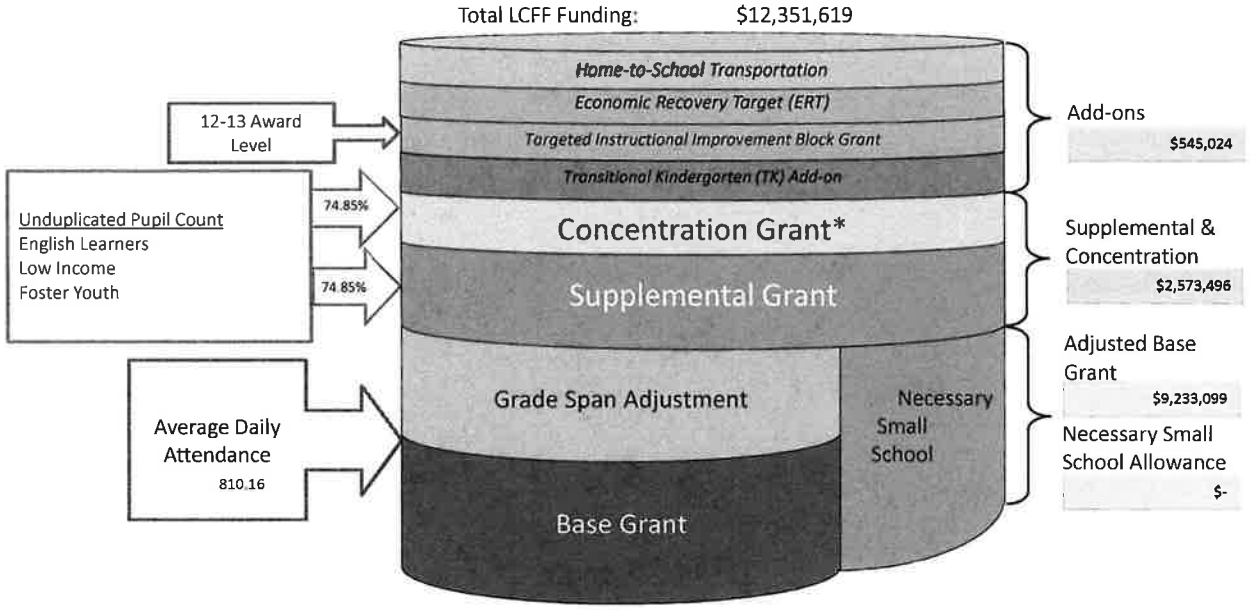

*Unduplicated Pupil Percentage must be above 55% to receive Concentration Grant funding

Supplemental Grant Calculation-EC 42238.02 (e)

2026-27

	Base Grant *a*	Grade Span Adjustment *b*	Supplemental Grant Factor *c*	Maximum Supplemental Grant Rate per ADA (100% UPP) *d = (a+b) x c*	Unduplicated Pupil Percentage *e*	Effective Supplemental Grant Rate *f = (a+b) x c x e*	ADA *g*	Supplemental Grant *h = f x g*
*Grades TK-3	$ 10,698	$ 1,113	20.00%	$ 2,362.20	74.85%	$ 1,768.11	402.94	712,441
Grades 4-6	$ 10,860	$ -	20.00%	$ 2,172.00	74.85%	$ 1,625.74	246.58	400,875
Grades 7-8	$ 11,181	$ -	20.00%	$ 2,236.20	74.85%	$ 1,673.80	160.64	268,879
*Grades 9-12	$ 12,958	$ 337	20.00%	$ 2,659.00	74.85%	$ 1,990.26	-	-
*Base Grant + Grade Span								$ 1,382,195

Concentration Grant Calculation-EC 42238.02 (f)

2026-27

	Base Grant *a*	Grade Span Adjustment *b*	Concentration Grant Factor *c*	Maximum Concentration Grant Rate per ADA (100% UPP) *d = (a+b) x c x 45%*	Unduplicated Pupil Percentage greater than 55% *e = UPP - 55%*	Effective Concentration Grant Rate *f = (a+b) x c x e*	ADA *g*	Concentration Grant *h = f x g*

Yreka Union Elementary (70508) - 26/27 BUDGET DEVELOPMENT									
Charts and Graphs									
*Grades TK-3	$ 10,698	$ 1,113	65.00%	$ 3,454.72	19.85%	$ 1,523.91	402.94	**614,046**	
Grades 4-6	$ 10,860	$ -	65.00%	$ 3,176.55	19.85%	$ 1,401.21	246.58	**345,511**	
Grades 7-8	$ 11,181	$ -	65.00%	$ 3,270.44	19.85%	$ 1,442.63	160.64	**231,744**	
*Grades 9-12	$ 12,958	$ 337	65.00%	$ 3,888.79	19.85%	$ 1,715.39	-	-	
*Base Grant + Grade Span								$ **1,191,301**	

Yreka Union Elementary (70508) - 26/27 BUDGET DEVELOPMENT

Charts and Graphs

Funding Sources	2023-24	2024-25	2025-26	2026-27	2027-28	2028-29	2029-30	2030-31
Excess Property Taxes	$ -	$ -	$ -	$ -	$ -	$ -	$ -	$ -
Additional State Aid to meet Minimum	$ -	$ -	$ -	$ -	$ -	$ -	$ -	$ -
EPA in Excess to LCFF	$ -	$ -	$ -	$ -	$ -	$ -	$ -	$ -
Economic Recovery Payment	$ -	$ -	$ -	$ -	$ -	$ -	$ -	$ -
LCFF Grant	$ 12,019,954	$ 11,674,985	$ 11,968,993	$ 12,351,619	$ 12,515,364	$ 12,479,323	$ 9,215,310	$ 6,304,263
Total General Purpose Funding	$ 12,019,954	$ 11,674,985	$ 11,968,993	$ 12,351,619	$ 12,515,364	$ 12,479,323	$ 9,215,310	$ 6,304,263

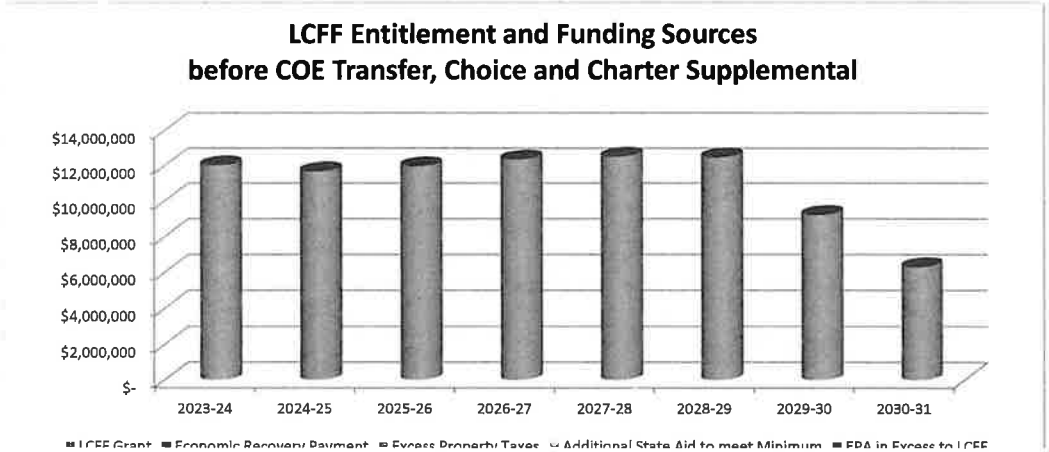

Yreka Union Elementary (70508) - 26/27 BUDGET DEVELOPMENT

Charts and Graphs

LCFF Entitlement per ADA	2023-24	2024-25	2025-26	2026-27	2027-28	2028-29	2029-30	2030-31
Funded ADA (LCFF & NSS)	889.01	843.15	823.16	810.16	794.82	770.79	721.76	474.00
LCFF Sources per ADA, including NSS	$ 13,520.61	$ 13,846.87	$ 14,540.30	$ 15,245.90	$ 15,746.16	$ 16,190.30	$ 12,767.83	$ 13,300.13
Net Dollar Change per ADA		$ 326.26	$ 693.43	$ 705.60	$ 500.26	$ 444.14	$ (3,422.47)	$ 532.30
Net Percent Change		2.41%	5.01%	4.85%	3.28%	2.82%	-21.14%	4.17%
Estimated LCFF Entitlement per ADA (excludes minimum state aid)	$ 13,520.61	$ 13,846.87	$ 14,540.30	$ 15,245.90	$ 15,746.16	$ 16,190.30	$ 12,767.83	$ 13,300.13
Net Change per ADA		$ 326.26	$ 693.43	$ 705.60	$ 500.26	$ 444.14	$ (3,422.47)	$ 532.30
Net Percent Change		2.41%	5.01%	4.85%	3.28%	2.82%	-21.14%	4.17%

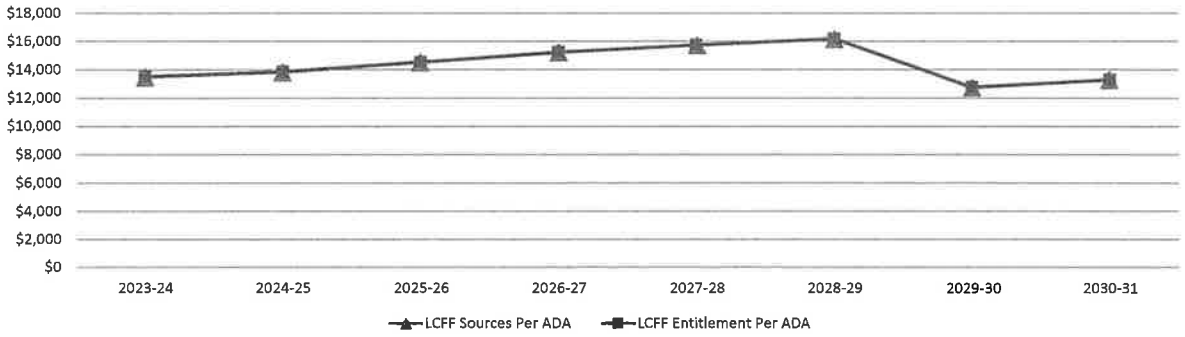

Student Summary, excluding COE	2023-24	2024-25	2025-26	2026-27	2027-28	2028-29	2029-30	2030-31
Enrollment	843	852	824	805	786	754	-	-
Unduplicated Pupil Count (UPC)	619	634	627	600	588	565	-	-
Average Daily Attendance (ADA)	820.10	823.49	797.62	766.14	748.60	719.22	-	-

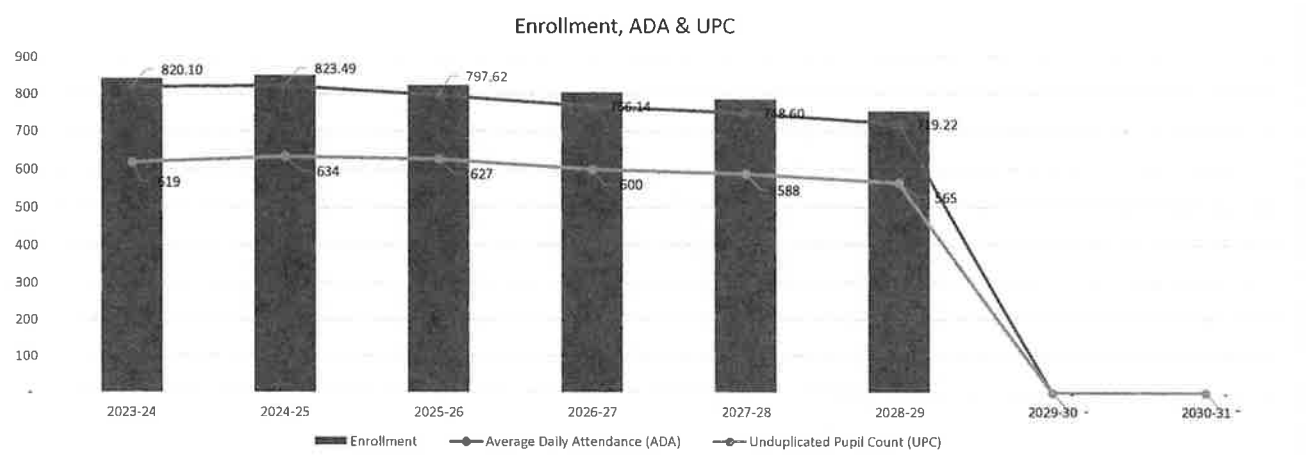

	ACCOUNT CLASSIFICATIONS SELECTED							FIELD RANGES SELECTED	
	FD	RESC	Y	OBJT	GOAL	FUNC	SCH LOCAL	FI	RANGE
1.	-	- -		-	-	-	-		
2.	-	- -		-	-	-	-		
3.	-	- -		-	-	-	-		
4.	-	- -		-	-	-	-		
5.	-	- -		-	-	-	-		
6.	-	- -		-	-	-	-		
7.	-	- -		-	-	-	-		
8.	-	- -		-	-	-	-		
9.	-	- -		-	-	-	-		
10.	-	- -		-	-	-	-		

Sort/Rollup Digit: FUND\0 RESOURCE\0
Page break on field: RESOURCE
By details: OBJECT , ALL FIELDS (Format 3 OBJECT All flds)
Abbreviation: FUNCTION
Show pennies: Yes Suppress lines with zeros in all columns: Yes
Restricted field: 02-RESOURCE
Lines per page: 63 Blank lines between each detail: 0
80 Column mode: No Replace Fiscal year with:
Year for Acct format: 2012 Sort detail lines by: Alpha
Include accounts?(Open/Closed/Both): Opened Collapse Objects by file: No

	* Column 1 *	* Column 2 *	* Column 3 *	* Column 4 *	* Column 5 *
Column Title1:	BUDGETDEV	YTD	YTD	TOTAL	REMAINING
Column Title2:	BUDGET	ACTUAL	ENCUMBER	** Blank **	BUDGET
Fiscal Year:	2027	2027	2027	2027	2027
Data Source:	Budget Dev M:02	G Ledger	G Ledger	Calculated	Calculated
Amount Types:	Budget	Actual-3	Actual-5	Actuals	Budget
Print Detail:	Yes	No	No	No	No
If Zero Print:	Blanks	Blanks	Blanks	Blanks	Blanks
Calc column:	None	None	None	2+3	1-4
Rest/Unr/Both:	Both	Both	Both	Both	Both
Budget Tfrs:	None	None	None	None	None
Bud Tfrs Date:	99/99/9999	99/99/9999	99/99/9999	99/99/9999	99/99/9999
GL Trans:	None	None	None	None	None
GL Trans Date:	99/99/9999	99/99/9999	99/99/9999	99/99/9999	99/99/9999
Suppress Line:	No	No	No	No	No

FUND :01 GENERAL FUND RESOURCE:0000 NO REPORTING REQUIREMENT

	FUNCTION	2026-2027 BUDGETDEV BUDGET	2026-2027 YTD ACTUAL	2026-2027 YTD ENCUMBER	CALC: 2+3 2026-2027 TOTAL	CALC: 1-4 2026-2027 REMAINING BUDGET
8011 STATE AID - CURRENT YEAR						
01-0000-0-8011-0000-0000-000-00000	REV/BAL	6,981,082.00				6,981,082.00
LCFF STATE AID		6,981,082.00				
TOTAL:		6,981,082.00				6,981,082.00
8019 STATE AID - PRIOR YEAR						
01-0000-0-8019-0000-0000-000-00000	REV/BAL	175,308.44-				175,308.44-
2 of5 audit finding re-payment		175,308.44-				
TOTAL:		175,308.44-				175,308.44-
8021 HOME OWNERS EXEMPTION						
01-0000-0-8021-0000-0000-000-00000	REV/BAL	18,407.12				18,407.12
H.O. Exemptions		18,407.12				
TOTAL:		18,407.12				18,407.12
8022 TIMBER YIELD TAX						
01-0000-0-8022-0000-0000-000-00000	REV/BAL	1,213.10				1,213.10
Timber Yield Tax		1,213.10				
TOTAL:		1,213.10				1,213.10
8041 SECURED TAX ROLL						
01-0000-0-8041-0000-0000-000-00000	REV/BAL	2,933,636.81				2,933,636.81
Secured Tax Roll		2,933,636.81				
TOTAL:		2,933,636.81				2,933,636.81
8042 UNSECURED ROLL TAXES						
01-0000-0-8042-0000-0000-000-00000	REV/BAL	90,503.28				90,503.28
Unsecured Tax Roll		90,503.28				
TOTAL:		90,503.28				90,503.28
8045 EDUC REV AUGMENTATION FUND						
01-0000-0-8045-0000-0000-000-00000	REV/BAL	233,720.03				233,720.03
ERAF		233,720.03				
TOTAL:		233,720.03				233,720.03
8260 FOREST RESERVE FUNDS						
01-0000-0-8260-0000-0000-000-00000	REV/BAL	26,227.32				26,227.32
Forest Reserve Funds		26,227.32				
TOTAL:		26,227.32				26,227.32
8550 MANDATED COST REIMBURSEMENTS						
01-0000-0-8550-0000-0000-000-00000	REV/BAL	32,738.57				32,738.57
State Mandated Cost		32,738.57				
TOTAL:		32,738.57				32,738.57
8590 ALL OTHER STATE REVENUES						
01-0000-0-8590-0000-0000-000-00000	REV/BAL	127,843.00				127,843.00
Home to School Trans Addtnl		127,843.00				
TOTAL:		127,843.00				127,843.00
8699 ALL OTHER LOCAL REVENUES						

FUND :01 GENERAL FUND RESOURCE:0000 NO REPORTING REQUIREMENT

	FUNCTION	2026-2027 BUDGETDEV BUDGET	2026-2027 YTD ACTUAL	2026-2027 YTD ENCUMBER	CALC: 2+3 2026-2027 TOTAL	CALC: 1-4 2026-2027 REMAINING BUDGET
01-0000-0-8699-0000-0000-000-00000	REV/BAL	200,000.00				200,000.00
CALPERS OPEB		200,000.00				
TOTAL:		200,000.00				200,000.00
8980 CONTRIBUTIONS FR UNRESTR REV						
01-0000-0-8980-0000-0000-000-00000	REV/BAL	1,551,737.53-				1,551,737.53-
RS 0053		274,917.00-				
RS 0156		25,000.00-				
RS 0230		332,517.00-				
RS 0230 ADDTL TRANSP		127,483.00-				
RS 3010		26,872.97-				
RS 3386		1,591.40-				
RS 4035		57,914.95-				
RS 5810		14,138.92-				
RS 6332		158,413.14-				
RS 6500		457,889.15-				
RS 8150		75,000.00-				
TOTAL:		1,551,737.53-				1,551,737.53-
TOTAL: 8xxx		8,918,325.26				8,918,325.26
1100 CERTIFICATED TEACHERS SALARIES						
01-0000-0-1100-1150-1000-000-00000	INSTR	29,990.00				29,990.00
Extra Duty		29,990.00				
01-0000-0-1100-1150-1000-002-00000	INSTR	401,677.00				401,677.00
Franklin, Jessica		60,296.00				
Gliatto, Scott		43,893.00				
Graves, Jaime		89,702.00				
Jenner, Jenny		85,650.00				
Vacancy (4TH)		122,136.00				
01-0000-0-1100-1150-1000-002-10002	INSTR	418,763.60				418,763.60
Betts, AlainaLCAP 1.2		63,663.00				
Heller, KatieLCAP 1.2		61,068.00				
Horvath, CherylLCAP 1.2		96,778.00				
Lisk, DanielleLCAP 1.2		60,682.00				
McKay, TammyLCAP 1.2		50,922.60				
Yandell, Sandy LCAP 1.2		85,650.00				
01-0000-0-1100-1150-1000-002-20002	INSTR	86,481.00				86,481.00
Heilmann, KimLCAP 2.2		86,481.00				
01-0000-0-1100-1150-1000-003-00000	INSTR	619,249.40				619,249.40
Colburn, Kayla		36,409.20				
Delgado, Heather		36,409.20				
Fitzpatrick, Debbie		97,732.00				
Freitas, Mary		98,882.00				
Martin, Lindsay		94,778.00				
McNames, Katie		94,778.00				
Mitrovich, Sarah		78,715.00				
West, Jennifer		81,546.00				
01-0000-0-1100-1150-1000-004-00000	INSTR	659,723.99				659,723.99
Ahonen, Peter		59,914.00				

FUND :01 GENERAL FUND RESOURCE:0000 NO REPORTING REQUIREMENT

	FUNCTION	2026-2027 BUDGETDEV BUDGET	2026-2027 YTD ACTUAL	2026-2027 YTD ENCUMBER	CALC: 2+3 2026-2027 TOTAL	CALC: 1-4 2026-2027 REMAINING BUDGET
Anderson, Hillary		75,979.00				
ELPAC		2,219.04				
Edmiston, Mike		60,296.00				
Lead Teacher- Jackson St		2,340.75				
Mendenhall, Simon		78,715.00				
Perham, Jennifer		61,449.00				
Vacancy (5/6 SPLIT)		61,068.00				
Vacancy (6TH)		122,136.00				
Vacancy (CDS)		61,068.00				
Young, Kathryn		74,539.20				
01-0000-0-1100-1150-1000-004-10002	INSTR	394,430.00				394,430.00
Justice, TracyLCAP 1.2		102,986.00				
Sarti, DonyaLCAP 1.2		102,986.00				
Solano, JulieLCAP 1.2		98,882.00				
Wheeler, KimLCAP 1.2		89,576.00				
01-0000-0-1100-1150-4000-000-00000	ANCILSE	4,717.70				4,717.70
Graduation/Fundraising Suprvsr		1,260.14				
Gym Supervisor		1,337.73				
Outdoor School		1,000.00				
Yearbook Supervisor		1,119.83				
01-0000-0-1100-1150-4000-002-00000	ANCILSE	6,255.42				6,255.42
ELPAC		4,438.08				
Music Activities Supervisor		1,817.34				
01-0000-0-1100-1150-4000-004-00000	ANCILSE	17,356.06				17,356.06
GATE Prog Coordinator		1,000.00				
Music Activities Supervisor		1,817.34				
Student Activities Adv ASB		14,538.72				
TOTAL:		2,638,644.17				2,638,644.17
1170 CERTIFICATED TEACHER SUBSTITUT						
01-0000-0-1170-1150-1000-000-00000	INSTR	120,000.00				120,000.00
Subs District Wide		120,000.00				
TOTAL:		120,000.00				120,000.00
1300 CERTIFICATED SUPERV & ADM SAL						
01-0000-0-1300-0000-2700-002-00000	SCH ADM	80,489.00				80,489.00
Amy, Dunlap		80,489.00				
01-0000-0-1300-0000-2700-003-00000	SCH ADM	80,489.00				80,489.00
Amy, Dunlap		80,489.00				
01-0000-0-1300-0000-2700-004-00000	SCH ADM	142,943.00				142,943.00
Fussel, Stacey		142,943.00				
01-0000-0-1300-0000-7150-000-00000	SUPT	184,932.00				184,932.00
Carver, Jami		184,932.00				
TOTAL:		488,853.00				488,853.00
1900 OTHER CERTIFICATED SALARIES						
01-0000-0-1900-1300-4200-000-00000	SCH ATH	9,085.20				9,085.20
7th Volleyball Coach		1,497.85				
8th Volleyball Coach		1,497.85				
Athletic Director -		5,000.00				

FUND :01 GENERAL FUND RESOURCE:0000 NO REPORTING REQUIREMENT

	FUNCTION	2026-2027 BUDGETDEV BUDGET	2026-2027 YTD ACTUAL	2026-2027 YTD ENCUMBER	CALC: 2+3 2026-2027 TOTAL	CALC: 1-4 2026-2027 REMAINING BUDGET
Athletic Laundry		1,089.50				
TOTAL:		9,085.20				9,085.20
TOTAL: 1xxx		3,256,582.37				3,256,582.37
2100 INSTRUCTIONAL AIDE SALARIES						
01-0000-0-2100-1150-1000-002-00000	INSTR	89,558.15				89,558.15
Howell, Madison		15,820.40				
Jerry, Tracey		21,774.12				
Maytum, Annie		21,634.47				
Para-Vacant		30,329.16				
01-0000-0-2100-1150-1000-002-10005	INSTR	53,372.02				53,372.02
O'Brien, Becky		27,243.08				
Schuck, Haley		26,128.94				
01-0000-0-2100-1150-1000-002-20002	INSTR	30,637.48				30,637.48
Tanner, JamieLCAP 2.2		30,637.48				
01-0000-0-2100-1150-1000-003-00000	INSTR	27,317.89				27,317.89
Shonk, Rebekah		9,196.40				
Torres, Veronica		18,121.49				
01-0000-0-2100-1150-1000-003-10005	INSTR	55,016.85				55,016.85
Kimball, KarriLCAP 1.5		26,923.14				
Leyva, MonicaLCAP 1.5		28,093.71				
01-0000-0-2100-1150-1000-003-20002	INSTR	24,854.71				24,854.71
Morales, ChelsieLCAP 2.2		24,854.71				
01-0000-0-2100-1150-1000-004-00000	INSTR	48,997.49				48,997.49
Clifford, Robert		32,196.37				
Moore, Erin		10,268.89				
Ruiz, Cheyenne		6,532.23				
01-0000-0-2100-1150-1000-004-20002	INSTR	71,705.96				71,705.96
Higgs, ShellyLCAP 2.2		34,519.40				
Vacant- Student Support		37,186.56				
TOTAL:		401,460.55				401,460.55
2170 INSTRUCTIONAL AIDE SUBSTITUTE						
01-0000-0-2170-1150-1000-000-00000	INSTR	60,000.00				60,000.00
Classified Subs District Wide		60,000.00				
TOTAL:		60,000.00				60,000.00
2200 CLASSIFIED SUPPORT SALARIES						
01-0000-0-2200-0000-2420-000-00000	INSTMED	50,169.51				50,169.51
Mott, Lisa		50,169.51				
01-0000-0-2200-0000-8200-000-00000	OPER	84,153.76				84,153.76
Acting Maintn Dirctr		14,400.00				
Athletic Maintenance		2,000.00				
Maintn Cell Stip		360.00				
McVae, Jason-Head Maint		67,393.76				
01-0000-0-2200-0000-8200-002-00000	OPER	92,290.63				92,290.63
Creager, Jim		43,406.10				
Daugherty, Scott		48,884.53				
01-0000-0-2200-0000-8200-003-00000	OPER	42,578.72				42,578.72

FUND :01 GENERAL FUND RESOURCE:0000 NO REPORTING REQUIREMENT

	FUNCTION	2026-2027 BUDGETDEV BUDGET	2026-2027 YTD ACTUAL	2026-2027 YTD ENCUMBER	CALC: 2+3 2026-2027 TOTAL	CALC: 1-4 2026-2027 REMAINING BUDGET
Betz, Richard		42,578.72				
01-0000-0-2200-0000-8200-004-00000	OPER	199,245.80				199,245.80
Higglin, John		46,745.03				
Stier, John		50,833.59				
Vacant		101,667.18				
01-0000-0-2200-1150-3140-000-00000	HLTHSER	69,560.57				69,560.57
Aleman, Carmen		33,895.03				
Bear, Avery		35,665.54				
TOTAL:		537,998.99				537,998.99
2300 CLASSIFIED SUPERV & ADMIN SAL						
01-0000-0-2300-0000-2460-000-00000	TECHNLG	86,057.61				86,057.61
Chhom, Vianna		86,057.61				
01-0000-0-2300-0000-7200-000-00000	GEN ADM	235,463.85				235,463.85
Emily Lipke		126,487.00				
Hagerman, Beth		108,976.85				
TOTAL:		321,521.46				321,521.46
2400 CLERICAL/TECHNICAL/OFFICE SAL						
01-0000-0-2400-0000-2700-002-00000	SCH ADM	108,366.92				108,366.92
Genevieve Bonnet		53,692.53				
Pom, Vera		54,674.39				
01-0000-0-2400-0000-2700-003-00000	SCH ADM	58,888.19				58,888.19
Morales, Chelsie		5,988.63				
Thorne, Alyssa		52,899.56				
01-0000-0-2400-0000-2700-004-00000	SCH ADM	116,046.21				116,046.21
Clarke, Kaila		53,692.53				
Morgan, Lesley		62,353.68				
01-0000-0-2400-0000-7200-000-00000	GEN ADM	77,663.17				77,663.17
Gibbons, Phyllis		77,663.17				
TOTAL:		360,964.49				360,964.49
2470 CLERICAL & OFFICE SUBSTITUTE						
01-0000-0-2470-0000-2700-000-00000	SCH ADM	2,000.00				2,000.00
Secretary Subs		2,000.00				
01-0000-0-2470-0000-7200-000-00000	GEN ADM	2,000.00				2,000.00
Ex Assistant Sub		2,000.00				
TOTAL:		4,000.00				4,000.00
2900 OTHER CLASSIFIED SALARIES						
01-0000-0-2900-0000-7200-000-00000	GEN ADM	6,000.00				6,000.00
Sub Scheduling		6,000.00				
01-0000-0-2900-1300-4200-000-00000	SCH ATH	14,785.91				14,785.91
Cheerleader Coach		2,472.55				
Cross Country Coach x2		2,995.70				
Head Basketball Coach		2,427.55				
Intraml Basketball Coach 6-8th		1,198.28				
Intraml Bsktball Suprvsr 4-5th		1,198.28				
Ski Club Advisor		1,497.85				
Track Coach x2		2,995.70				

FUND :01 GENERAL FUND RESOURCE:0000 NO REPORTING REQUIREMENT

	FUNCTION	2026-2027 BUDGETDEV BUDGET	2026-2027 YTD ACTUAL	2026-2027 YTD ENCUMBER	CALC: 2+3 2026-2027 TOTAL	CALC: 1-4 2026-2027 REMAINING BUDGET
01-0000-0-2900-1300-4200-000-00506	SCH ATH	2,000.00				2,000.00
Score board		2,000.00				
TOTAL:		22,785.91				22,785.91
TOTAL: 2xxx		1,708,731.40				1,708,731.40
3101 STRS CERTIFICATED						
01-0000-0-3101-0000-2700-002-00000	SCH ADM	15,373.40				15,373.40
*Amy, Dunlap		15,373.40				
01-0000-0-3101-0000-2700-003-00000	SCH ADM	15,373.40				15,373.40
*Amy, Dunlap		15,373.40				
01-0000-0-3101-0000-2700-004-00000	SCH ADM	27,302.11				27,302.11
*Fussel, Stacey		27,302.11				
01-0000-0-3101-0000-7150-000-00000	SUPT	35,322.01				35,322.01
*Carver, Jami		35,322.01				
01-0000-0-3101-1150-1000-000-00000	INSTR	28,648.09				28,648.09
*Extra Duty		5,728.09				
*Subs District Wid		22,920.00				
01-0000-0-3101-1150-1000-002-00000	INSTR	76,720.31				76,720.31
*Franklin, Jessica		11,516.54				
*Gliatto, Scott		8,383.56				
*Graves, Jaime		17,133.08				
*Jenner, Jenny		16,359.15				
*Vacancy (4TH)		23,327.98				
01-0000-0-3101-1150-1000-002-10002	INSTR	79,983.85				79,983.85
*Betts, AlainaLCAP		12,159.63				
*Heller, KatieLCAP		11,663.99				
*Horvath, CherylLC		18,484.60				
*Lisk, DanielleLCA		11,590.26				
*McKay, TammyLCAP		9,726.22				
*Yandell, Sandy LC		16,359.15				
01-0000-0-3101-1150-1000-002-20002	INSTR	16,517.87				16,517.87
*Heilmann, KimLCAP		16,517.87				
01-0000-0-3101-1150-1000-003-00000	INSTR	118,276.65				118,276.65
*Colburn, Kayla		6,954.16				
*Delgado, Heather		6,954.16				
*Fitzpatrick, Debb		18,666.81				
*Freitas, Mary		18,886.46				
*Martin, Lindsay		18,102.60				
*McNames, Katie		18,102.60				
*Mitrovich, Sarah		15,034.57				
*West, Jennifer		15,575.29				
01-0000-0-3101-1150-1000-004-00000	INSTR	126,007.30				126,007.30
*Ahonen, Peter		11,443.57				
*Anderson, Hillary		14,511.99				
*ELPAC		423.84				
*Edmiston, Mike		11,516.54				
*Lead Teacher- Jac		447.08				
*Mendenhall, Simon		15,034.57				
*Perham, Jennifer		11,736.76				

FUND :01 GENERAL FUND RESOURCE:0000 NO REPORTING REQUIREMENT

	FUNCTION	2026-2027 BUDGETDEV BUDGET	2026-2027 YTD ACTUAL	2026-2027 YTD ENCUMBER	CALC: 2+3 2026-2027 TOTAL	CALC: 1-4 2026-2027 REMAINING BUDGET
*Vacancy (5/6 SPLI		11,663.99				
*Vacancy (6TH)		23,327.98				
*Vacancy (CDS)		11,663.99				
*Young, Kathryn		14,236.99				
01-0000-0-3101-1150-1000-004-10002	INSTR	75,336.14				75,336.14
*Justice, TracyLCA		19,670.33				
*Sarti, DonyaLCAP		19,670.33				
*Solano, JulieLCAP		18,886.46				
*Wheeler, KimLCAP		17,109.02				
01-0000-0-3101-1150-4000-000-00000	ANCILSE	901.09				901.09
*Graduation/Fundra		240.69				
*Gym Supervisor		255.51				
*Outdoor School		191.00				
*Yearbook Supervis		213.89				
01-0000-0-3101-1150-4000-002-00000	ANCILSE	1,194.79				1,194.79
*ELPAC		847.68				
*Music Activities		347.11				
01-0000-0-3101-1150-4000-004-00000	ANCILSE	3,315.01				3,315.01
*GATE Prog Coordin		191.00				
*Music Activities		347.11				
*Student Activitie		2,776.90				
01-0000-0-3101-1300-4200-000-00000	SCH ATH	1,735.27				1,735.27
*7th Volleyball Co		286.09				
*8th Volleyball Co		286.09				
*Athletic Director		955.00				
*Athletic Laundry		208.09				
TOTAL:		622,007.29				622,007.29
3202 PERS CLASSIFIED						
01-0000-0-3202-0000-2420-000-00000	INSTMED	13,450.45				13,450.45
*Mott, Lisa		13,450.45				
01-0000-0-3202-0000-2460-000-00000	TECHNLG	23,072.05				23,072.05
*Chhom, Vianna		23,072.05				
01-0000-0-3202-0000-2700-000-00000	SCH ADM	536.20				536.20
*Secretary Subs		536.20				
01-0000-0-3202-0000-2700-002-00000	SCH ADM	29,053.17				29,053.17
*Genevieve Bonnet		14,394.97				
*Pom, Vera		14,658.20				
01-0000-0-3202-0000-2700-003-00000	SCH ADM	15,787.92				15,787.92
*Morales, Chelsie		1,605.55				
*Thorne, Alyssa		14,182.37				
01-0000-0-3202-0000-2700-004-00000	SCH ADM	31,111.99				31,111.99
*Clarke, Kaila		14,394.97				
*Morgan, Lesley		16,717.02				
01-0000-0-3202-0000-7200-000-00000	GEN ADM	86,094.15				86,094.15
*Emily Lipke		33,911.16				
*Ex Assistant Sub		536.20				
*Gibbons, Phyllis		20,821.50				
*Hagerman, Beth		29,216.69				
*Sub Scheduling		1,608.60				

FUND :01 GENERAL FUND RESOURCE:0000 NO REPORTING REQUIREMENT

	FUNCTION	2026-2027 BUDGETDEV BUDGET	2026-2027 YTD ACTUAL	2026-2027 YTD ENCUMBER	CALC: 2+3 2026-2027 TOTAL	CALC: 1-4 2026-2027 REMAINING BUDGET
01-0000-0-3202-0000-8200-000-00000	OPER	22,561.62				22,561.62
*Acting Maintn Dir		3,860.64				
*Athletic Maintena		536.20				
*Maintn Cell Stip		96.52				
*McVae, Jason-Head		18,068.26				
01-0000-0-3202-0000-8200-002-00000	OPER	24,743.12				24,743.12
*Creager, Jim		11,637.18				
*Daugherty, Scott		13,105.94				
01-0000-0-3202-0000-8200-003-00000	OPER	11,415.35				11,415.35
*Betz, Richard		11,415.35				
01-0000-0-3202-0000-8200-004-00000	OPER	53,417.81				53,417.81
*Higglin, John		12,532.34				
*Stier, John		13,628.49				
*Vacant		27,256.98				
01-0000-0-3202-1150-1000-000-00000	INSTR	16,086.00				16,086.00
*Classified Subs D		16,086.00				
01-0000-0-3202-1150-1000-002-00000	INSTR	24,010.54				24,010.54
*Howell, Madison		4,241.45				
*Jerry, Tracey		5,837.64				
*Maytum, Annie		5,800.20				
*Para-Vacant		8,131.25				
01-0000-0-3202-1150-1000-002-10005	INSTR	14,309.04				14,309.04
*O'Brien, Becky		7,303.87				
*Schuck, Haley		7,005.17				
01-0000-0-3202-1150-1000-002-20002	INSTR	8,213.91				8,213.91
*Tanner, JamieLCAP		8,213.91				
01-0000-0-3202-1150-1000-003-00000	INSTR	7,323.92				7,323.92
*Shonk, Rebekah		2,465.55				
*Torres, Veronica		4,858.37				
01-0000-0-3202-1150-1000-003-10005	INSTR	14,750.01				14,750.01
*Kimball, KarriLCA		7,218.09				
*Leyva, MonicaLCAP		7,531.92				
01-0000-0-3202-1150-1000-003-20002	INSTR	6,663.55				6,663.55
*Morales, ChelsieL		6,663.55				
01-0000-0-3202-1150-1000-004-00000	INSTR	13,136.23				13,136.23
*Clifford, Robert		8,631.85				
*Moore, Erin		2,753.09				
*Ruiz, Cheyenne		1,751.29				
01-0000-0-3202-1150-1000-004-20002	INSTR	19,224.37				19,224.37
*Higgs, ShellyLCAP		9,254.65				
*Vacant- Student S		9,969.72				
01-0000-0-3202-1150-3140-000-00000	HLTHSER	18,649.19				18,649.19
*Aleman, Carmen		9,087.26				
*Bear, Avery		9,561.93				
01-0000-0-3202-1300-4200-000-00000	SCH ATH	3,964.11				3,964.11
*Cheerleader Coach		662.89				
*Cross Country Coa		803.15				
*Head Basketball C		650.83				
*Intraml Basketbal		321.26				
*Intraml Bsktball		321.26				

FUND :01 GENERAL FUND RESOURCE:0000 NO REPORTING REQUIREMENT

	FUNCTION	2026-2027 BUDGETDEV BUDGET	2026-2027 YTD ACTUAL	2026-2027 YTD ENCUMBER	CALC: 2+3 2026-2027 TOTAL	CALC: 1-4 2026-2027 REMAINING BUDGET
*Ski Club Advisor		401.57				
*Track Coach x2		803.15				
01-0000-0-3202-1300-4200-000-00506	SCH ATH	536.20				536.20
*Score board		536.20				
TOTAL:		458,110.90				458,110.90
3302 SOCIAL SECURITY CLASSIFIED						
01-0000-0-3302-0000-2420-000-00000	INSTMED	3,110.51				3,110.51
*Mott, Lisa		3,110.51				
01-0000-0-3302-0000-2460-000-00000	TECHNLG	5,335.57				5,335.57
*Chhom, Vianna		5,335.57				
01-0000-0-3302-0000-2700-000-00000	SCH ADM	124.00				124.00
*Secretary Subs		124.00				
01-0000-0-3302-0000-2700-002-00000	SCH ADM	6,718.75				6,718.75
*Genevieve Bonnet		3,328.94				
*Pom, Vera		3,389.81				
01-0000-0-3302-0000-2700-003-00000	SCH ADM	3,651.07				3,651.07
*Morales, Chelsie		371.30				
*Thorne, Alyssa		3,279.77				
01-0000-0-3302-0000-2700-004-00000	SCH ADM	7,194.87				7,194.87
*Clarke, Kaila		3,328.94				
*Morgan, Lesley		3,865.93				
01-0000-0-3302-0000-7200-000-00000	GEN ADM	19,909.87				19,909.87
*Emily Lipke		7,842.19				
*Ex Assistant Sub		124.00				
*Gibbons, Phyllis		4,815.12				
*Hagerman, Beth		6,756.56				
*Sub Scheduling		372.00				
01-0000-0-3302-0000-8200-000-00000	OPER	5,217.54				5,217.54
*Acting Maintn Dir		892.80				
*Athletic Maintena		124.00				
*Maintn Cell Stip		22.32				
*McVae, Jason-Head		4,178.42				
01-0000-0-3302-0000-8200-002-00000	OPER	5,722.02				5,722.02
*Creager, Jim		2,691.18				
*Daugherty, Scott		3,030.84				
01-0000-0-3302-0000-8200-003-00000	OPER	2,639.88				2,639.88
*Betz, Richard		2,639.88				
01-0000-0-3302-0000-8200-004-00000	OPER	12,353.23				12,353.23
*Higglin, John		2,898.19				
*Stier, John		3,151.68				
*Vacant		6,303.36				
01-0000-0-3302-1150-1000-000-00000	INSTR	3,720.00				3,720.00
*Classified Subs D		3,720.00				
01-0000-0-3302-1150-1000-002-00000	INSTR	5,552.61				5,552.61
*Howell, Madison		980.86				
*Jerry, Tracey		1,350.00				
*Maytum, Annie		1,341.34				
*Para-Vacant		1,880.41				
01-0000-0-3302-1150-1000-002-10005	INSTR	3,309.06				3,309.06

FUND :01 GENERAL FUND RESOURCE:0000 NO REPORTING REQUIREMENT

	FUNCTION	2026-2027 BUDGETDEV BUDGET	2026-2027 YTD ACTUAL	2026-2027 YTD ENCUMBER	CALC: 2+3 2026-2027 TOTAL	CALC: 1-4 2026-2027 REMAINING BUDGET
*O'Brien, Becky		1,689.07				
*Schuck, Haley		1,619.99				
01-0000-0-3302-1150-1000-002-20002	INSTR	1,899.52				1,899.52
*Tanner, JamieLCAP		1,899.52				
01-0000-0-3302-1150-1000-003-00000	INSTR	1,693.71				1,693.71
*Shonk, Rebekah		570.18				
*Torres, Veronica		1,123.53				
01-0000-0-3302-1150-1000-003-10005	INSTR	3,411.04				3,411.04
*Kimball, KarriLCA		1,669.23				
*Leyva, MonicaLCAP		1,741.81				
01-0000-0-3302-1150-1000-003-20002	INSTR	1,540.99				1,540.99
*Morales, ChelsieL		1,540.99				
01-0000-0-3302-1150-1000-004-00000	INSTR	3,037.84				3,037.84
*Clifford, Robert		1,996.17				
*Moore, Erin		636.67				
*Ruiz, Cheyenne		405.00				
01-0000-0-3302-1150-1000-004-20002	INSTR	4,445.77				4,445.77
*Higgs, ShellyLCAP		2,140.20				
*Vacant- Student S		2,305.57				
01-0000-0-3302-1150-3140-000-00000	HLTHSER	4,312.75				4,312.75
*Aleman, Carmen		2,101.49				
*Bear, Avery		2,211.26				
01-0000-0-3302-1300-4200-000-00000	SCH ATH	916.72				916.72
*Cheerleader Coach		153.30				
*Cross Country Coa		185.73				
*Head Basketball C		150.51				
*Intraml Basketbal		74.29				
*Intraml Bsktball		74.29				
*Ski Club Advisor		92.87				
*Track Coach x2		185.73				
01-0000-0-3302-1300-4200-000-00506	SCH ATH	124.00				124.00
*Score board		124.00				
TOTAL:		105,941.32				105,941.32
3311 MEDICARE - CERTIFICATED						
01-0000-0-3311-0000-2700-002-00000	SCH ADM	1,167.09				1,167.09
*Amy, Dunlap		1,167.09				
01-0000-0-3311-0000-2700-003-00000	SCH ADM	1,167.09				1,167.09
*Amy, Dunlap		1,167.09				
01-0000-0-3311-0000-2700-004-00000	SCH ADM	2,072.67				2,072.67
*Fussel, Stacey		2,072.67				
01-0000-0-3311-0000-7150-000-00000	SUPT	2,681.51				2,681.51
*Carver, Jami		2,681.51				
01-0000-0-3311-1150-1000-000-00000	INSTR	2,174.86				2,174.86
*Extra Duty		434.86				
*Subs District Wid		1,740.00				
01-0000-0-3311-1150-1000-002-00000	INSTR	5,824.33				5,824.33
*Franklin, Jessica		874.29				
*Gliatto, Scott		636.45				
*Graves, Jaime		1,300.68				

FUND :01 GENERAL FUND RESOURCE:0000 NO REPORTING REQUIREMENT

	FUNCTION	2026-2027 BUDGETDEV BUDGET	2026-2027 YTD ACTUAL	2026-2027 YTD ENCUMBER	CALC: 2+3 2026-2027 TOTAL	CALC: 1-4 2026-2027 REMAINING BUDGET
*Jenner, Jenny		1,241.93				
*Vacancy (4TH)		1,770.98				
01-0000-0-3311-1150-1000-002-10002	INSTR	6,072.08				6,072.08
*Betts, AlainaLCAP		923.11				
*Heller, KatieLCAP		885.49				
*Horvath, CherylLC		1,403.28				
*Lisk, DanielleLCA		879.89				
*McKay, TammyLCAP		738.38				
*Yandell, Sandy LC		1,241.93				
01-0000-0-3311-1150-1000-002-20002	INSTR	1,253.97				1,253.97
*Heilmann, KimLCAP		1,253.97				
01-0000-0-3311-1150-1000-003-00000	INSTR	8,979.11				8,979.11
*Colburn, Kayla		527.93				
*Delgado, Heather		527.93				
*Fitzpatrick, Debb		1,417.11				
*Freitas, Mary		1,433.79				
*Martin, Lindsay		1,374.28				
*McNames, Katie		1,374.28				
*Mitrovich, Sarah		1,141.37				
*West, Jennifer		1,182.42				
01-0000-0-3311-1150-1000-004-00000	INSTR	9,566.02				9,566.02
*Ahonen, Peter		868.75				
*Anderson, Hillary		1,101.70				
*ELPAC		32.18				
*Edmiston, Mike		874.29				
*Lead Teacher- Jac		33.94				
*Mendenhall, Simon		1,141.37				
*Perham, Jennifer		891.01				
*Vacancy (5/6 SPLI		885.49				
*Vacancy (6TH)		1,770.98				
*Vacancy (CDS)		885.49				
*Young, Kathryn		1,080.82				
01-0000-0-3311-1150-1000-004-10002	INSTR	5,719.24				5,719.24
*Justice, TracyLCA		1,493.30				
*Sarti, DonyaLCAP		1,493.30				
*Solano, JulieLCAP		1,433.79				
*Wheeler, KimLCAP		1,298.85				
01-0000-0-3311-1150-4000-000-00000	ANCILSE	68.41				68.41
*Graduation/Fundra		18.27				
*Gym Supervisor		19.40				
*Outdoor School		14.50				
*Yearbook Supervis		16.24				
01-0000-0-3311-1150-4000-002-00000	ANCILSE	90.71				90.71
*ELPAC		64.36				
*Music Activities		26.35				
01-0000-0-3311-1150-4000-004-00000	ANCILSE	251.66				251.66
*GATE Prog Coordin		14.50				
*Music Activities		26.35				
*Student Activitie		210.81				
01-0000-0-3311-1300-4200-000-00000	SCH ATH	131.74				131.74

FUND :01 GENERAL FUND RESOURCE:0000 NO REPORTING REQUIREMENT

	FUNCTION	2026-2027 BUDGETDEV BUDGET	2026-2027 YTD ACTUAL	2026-2027 YTD ENCUMBER	CALC: 2+3 2026-2027 TOTAL	CALC: 1-4 2026-2027 REMAINING BUDGET
*7th Volleyball Co		21.72				
*8th Volleyball Co		21.72				
*Athletic Director		72.50				
*Athletic Laundry		15.80				
TOTAL:		47,220.49				47,220.49
3312 MEDICARE - CLASSIFIED						
01-0000-0-3312-0000-2420-000-00000	INSTMED	727.46				727.46
*Mott, Lisa		727.46				
01-0000-0-3312-0000-2460-000-00000	TECHNLG	1,247.84				1,247.84
*Chhom, Vianna		1,247.84				
01-0000-0-3312-0000-2700-000-00000	SCH ADM	29.00				29.00
*Secretary Subs		29.00				
01-0000-0-3312-0000-2700-002-00000	SCH ADM	1,571.32				1,571.32
*Genevieve Bonnet		778.54				
*Pom, Vera		792.78				
01-0000-0-3312-0000-2700-003-00000	SCH ADM	853.88				853.88
*Morales, Chelsie		86.84				
*Thorne, Alyssa		767.04				
01-0000-0-3312-0000-2700-004-00000	SCH ADM	1,682.67				1,682.67
*Clarke, Kaila		778.54				
*Morgan, Lesley		904.13				
01-0000-0-3312-0000-7200-000-00000	GEN ADM	4,656.34				4,656.34
*Emily Lipke		1,834.06				
*Ex Assistant Sub		29.00				
*Gibbons, Phyllis		1,126.12				
*Hagerman, Beth		1,580.16				
*Sub Scheduling		87.00				
01-0000-0-3312-0000-8200-000-00000	OPER	1,220.23				1,220.23
*Acting Maintn Dir		208.80				
*Athletic Maintena		29.00				
*Maintn Cell Stip		5.22				
*McVae, Jason-Head		977.21				
01-0000-0-3312-0000-8200-002-00000	OPER	1,338.22				1,338.22
*Creager, Jim		629.39				
*Daugherty, Scott		708.83				
01-0000-0-3312-0000-8200-003-00000	OPER	617.39				617.39
*Betz, Richard		617.39				
01-0000-0-3312-0000-8200-004-00000	OPER	2,889.07				2,889.07
*Higglin, John		677.80				
*Stier, John		737.09				
*Vacant		1,474.18				
01-0000-0-3312-1150-1000-000-00000	INSTR	870.00				870.00
*Classified Subs D		870.00				
01-0000-0-3312-1150-1000-002-00000	INSTR	1,298.59				1,298.59
*Howell, Madison		229.40				
*Jerry, Tracey		315.72				
*Maytum, Annie		313.70				
*Para-Vacant		439.77				
01-0000-0-3312-1150-1000-002-10005	INSTR	773.89				773.89

FUND :01 GENERAL FUND RESOURCE:0000 NO REPORTING REQUIREMENT

	FUNCTION	2026-2027 BUDGETDEV BUDGET	2026-2027 YTD ACTUAL	2026-2027 YTD ENCUMBER	CALC: 2+3 2026-2027 TOTAL	CALC: 1-4 2026-2027 REMAINING BUDGET
*O'Brien, Becky		395.02				
*Schuck, Haley		378.87				
01-0000-0-3312-1150-1000-002-20002	INSTR	444.24				444.24
*Tanner, JamieLCAP		444.24				
01-0000-0-3312-1150-1000-003-00000	INSTR	396.11				396.11
*Shonk, Rebekah		133.35				
*Torres, Veronica		262.76				
01-0000-0-3312-1150-1000-003-10005	INSTR	797.75				797.75
*Kimball, KarriLCA		390.39				
*Leyva, MonicaLCAP		407.36				
01-0000-0-3312-1150-1000-003-20002	INSTR	360.39				360.39
*Morales, ChelsieL		360.39				
01-0000-0-3312-1150-1000-004-00000	INSTR	710.47				710.47
*Clifford, Robert		466.85				
*Moore, Erin		148.90				
*Ruiz, Cheyenne		94.72				
01-0000-0-3312-1150-1000-004-20002	INSTR	1,039.74				1,039.74
*Higgs, ShellyLCAP		500.53				
*Vacant- Student S		539.21				
01-0000-0-3312-1150-3140-000-00000	HLTHSER	1,008.63				1,008.63
*Aleman, Carmen		491.48				
*Bear, Avery		517.15				
01-0000-0-3312-1300-4200-000-00000	SCH ATH	214.41				214.41
*Cheerleader Coach		35.85				
*Cross Country Coa		43.44				
*Head Basketball C		35.20				
*Intraml Basketbal		17.38				
*Intraml Bsktball		17.38				
*Ski Club Advisor		21.72				
*Track Coach x2		43.44				
01-0000-0-3312-1300-4200-000-00506	SCH ATH	29.00				29.00
*Score board		29.00				
TOTAL:		24,776.64				24,776.64
3401 HEALTH & WELFARE CERTIFICATED						
01-0000-0-3401-0000-2700-002-00000	SCH ADM	6,600.00				6,600.00
Amy, Dunlap ,H&W		6,600.00				
01-0000-0-3401-0000-2700-003-00000	SCH ADM	6,600.00				6,600.00
Amy, Dunlap ,H&W		6,600.00				
01-0000-0-3401-0000-2700-004-00000	SCH ADM	11,618.64				11,618.64
Fussel, Stacey,H&W		11,618.64				
01-0000-0-3401-0000-7150-000-00000	SUPT	11,618.64				11,618.64
Carver, Jami ,H&W		11,618.64				
01-0000-0-3401-1150-1000-002-00000	INSTR	80,869.38				80,869.38
Franklin, Jessica,H&W		13,133.40				
Gliatto, Scott,H&W		9,400.86				
Graves, Jaime,H&W		13,133.40				
Jenner, Jenny,H&W		18,801.72				
Vacancy (4TH),H&W		26,400.00				
01-0000-0-3401-1150-1000-002-10002	INSTR	79,133.40				79,133.40

FUND :01 GENERAL FUND RESOURCE:0000 NO REPORTING REQUIREMENT

	FUNCTION	2026-2027 BUDGETDEV BUDGET	2026-2027 YTD ACTUAL	2026-2027 YTD ENCUMBER	CALC: 2+3 2026-2027 TOTAL	CALC: 1-4 2026-2027 REMAINING BUDGET
Betts, Alaina,H&W		13,200.00				
Heller, Katie,H&W		13,200.00				
Horvath, Cheryl,H&W		13,200.00				
Lisk, Danielle,H&W		13,200.00				
McKay, Tammy,H&W		13,133.40				
Yandell, Sandy ,H&W		13,200.00				
01-0000-0-3401-1150-1000-002-20002	INSTR	13,133.40				13,133.40
Heilmann, Kim,H&W		13,133.40				
01-0000-0-3401-1150-1000-003-00000	INSTR	95,524.56				95,524.56
Colburn, Kayla ,H&W		7,920.00				
Delgado, Heather ,H&W		7,920.00				
Fitzpatrick, Debbie,H&W		18,801.72				
Freitas, Mary,H&W		18,801.72				
McNames, Katie,H&W		15,747.72				
Mitrovich, Sarah,H&W		13,133.40				
West, Jennifer,H&W		13,200.00				
01-0000-0-3401-1150-1000-004-00000	INSTR	129,040.32				129,040.32
Ahonen, Peter,H&W		13,133.40				
Anderson, Hillary,H&W		13,133.40				
Edmiston, Mike,H&W		13,200.00				
Mendenhall, Simon,H&W		13,133.40				
Perham, Jennifer ,H&W		13,133.40				
Vacancy (5/6 SPLIT),H&W		13,200.00				
Vacancy (6TH),H&W		26,400.00				
Vacancy (CDS),H&W		13,200.00				
Young, Kathryn ,H&W		10,506.72				
01-0000-0-3401-1150-1000-004-10002	INSTR	69,538.56				69,538.56
Justice, Tracy,H&W		18,801.72				
Sarti, Donya,H&W		18,801.72				
Solano, Julie,H&W		18,801.72				
Wheeler, Kim,H&W		13,133.40				
TOTAL:		503,676.90				503,676.90
3402 HEALTH & WELFARE CLASSIFIED						
01-0000-0-3402-0000-2420-000-00000	INSTMED	13,133.40				13,133.40
Mott, Lisa ,H&W		13,133.40				
01-0000-0-3402-0000-2460-000-00000	TECHNLG	13,133.40				13,133.40
Chhom, Vianna,H&W		13,133.40				
01-0000-0-3402-0000-2700-002-00000	SCH ADM	13,200.00				13,200.00
Genevieve Bonnet ,H&W		13,200.00				
01-0000-0-3402-0000-2700-003-00000	SCH ADM	13,200.00				13,200.00
Thorne, Alyssa,H&W		13,200.00				
01-0000-0-3402-0000-2700-004-00000	SCH ADM	30,547.56				30,547.56
Clarke, Kaila,H&W		11,745.84				
Morgan, Lesley,H&W		18,801.72				
01-0000-0-3402-0000-7200-000-00000	GEN ADM	36,437.28				36,437.28
Emily Lipke,H&W		11,618.64				
Gibbons, Phyllis ,H&W		11,618.64				
Hagerman, Beth ,H&W		13,200.00				
01-0000-0-3402-0000-8200-000-00000	OPER	13,200.00				13,200.00

FUND :01 GENERAL FUND RESOURCE:0000 NO REPORTING REQUIREMENT

	FUNCTION	2026-2027 BUDGETDEV BUDGET	2026-2027 YTD ACTUAL	2026-2027 YTD ENCUMBER	CALC: 2+3 2026-2027 TOTAL	CALC: 1-4 2026-2027 REMAINING BUDGET
McVae, Jason-H&W		13,200.00				
01-0000-0-3402-0000-8200-002-00000	OPER	21,450.00				21,450.00
Creager, Jim,H&W		10,725.00				
Daugherty, Scott,H&W		10,725.00				
01-0000-0-3402-0000-8200-003-00000	OPER	9,487.50				9,487.50
Betz, Richard ,H&W		9,487.50				
01-0000-0-3402-0000-8200-004-00000	OPER	51,150.00				51,150.00
Higglin, John,H&W		11,550.00				
Stier, John,H&W		13,200.00				
Vacant,H&W		26,400.00				
01-0000-0-3402-1150-1000-002-00000	INSTR	20,922.00				20,922.00
Jerry, Tracey,H&W		8,250.00				
Para-Vacant ,H&W		12,672.00				
01-0000-0-3402-1150-1000-002-10005	INSTR	9,075.00				9,075.00
O'Brien, Becky,H&W		9,075.00				
01-0000-0-3402-1150-1000-003-00000	INSTR	8,082.09				8,082.09
Torres, Veronica,H&W		8,082.09				
01-0000-0-3402-1150-1000-003-10005	INSTR	9,487.50				9,487.50
Kimball, Karri,H&W		9,487.50				
01-0000-0-3402-1150-1000-003-20002	INSTR	7,837.50				7,837.50
Morales, ChelsieLCAP 2.2H&W		7,837.50				
01-0000-0-3402-1150-1000-004-00000	INSTR	3,283.35				3,283.35
Moore, Erin,H&W		3,283.35				
01-0000-0-3402-1150-1000-004-20002	INSTR	11,550.00				11,550.00
Vacant- Student Support,H&W		11,550.00				
01-0000-0-3402-1150-3140-000-00000	HLTHSER	13,200.00				13,200.00
Aleman, Carmen,H&W		6,600.00				
Bear, Avery,H&W		6,600.00				
TOTAL:		298,376.58				298,376.58
3501 UNEMPLOYMENT - CERTIFICATED						
01-0000-0-3501-0000-2700-002-00000	SCH ADM	40.24				40.24
*Amy, Dunlap		40.24				
01-0000-0-3501-0000-2700-003-00000	SCH ADM	40.24				40.24
*Amy, Dunlap		40.24				
01-0000-0-3501-0000-2700-004-00000	SCH ADM	71.47				71.47
*Fussel, Stacey		71.47				
01-0000-0-3501-0000-7150-000-00000	SUPT	92.47				92.47
*Carver, Jami		92.47				
01-0000-0-3501-1150-1000-000-00000	INSTR	75.00				75.00
*Extra Duty		15.00				
*Subs District Wid		60.00				
01-0000-0-3501-1150-1000-002-00000	INSTR	200.84				200.84
*Franklin, Jessica		30.15				
*Gliatto, Scott		21.95				
*Graves, Jaime		44.85				
*Jenner, Jenny		42.83				
*Vacancy (4TH)		61.06				
01-0000-0-3501-1150-1000-002-10002	INSTR	209.38				209.38
*Betts, AlainaLCAP		31.83				

FUND :01 GENERAL FUND RESOURCE:0000 NO REPORTING REQUIREMENT

	FUNCTION	2026-2027 BUDGETDEV BUDGET	2026-2027 YTD ACTUAL	2026-2027 YTD ENCUMBER	CALC: 2+3 2026-2027 TOTAL	CALC: 1-4 2026-2027 REMAINING BUDGET
*Heller, KatieLCAP		30.53				
*Horvath, CherylLC		48.39				
*Lisk, DanielleLCA		30.34				
*McKay, TammyLCAP		25.46				
*Yandell, Sandy LC		42.83				
01-0000-0-3501-1150-1000-002-20002	INSTR	43.24				43.24
*Heilmann, KimLCAP		43.24				
01-0000-0-3501-1150-1000-003-00000	INSTR	309.62				309.62
*Colburn, Kayla		18.20				
*Delgado, Heather		18.20				
*Fitzpatrick, Debb		48.87				
*Freitas, Mary		49.44				
*Martin, Lindsay		47.39				
*McNames, Katie		47.39				
*Mitrovich, Sarah		39.36				
*West, Jennifer		40.77				
01-0000-0-3501-1150-1000-004-00000	INSTR	329.85				329.85
*Ahonen, Peter		29.96				
*Anderson, Hillary		37.99				
*ELPAC		1.11				
*Edmiston, Mike		30.15				
*Lead Teacher- Jac		1.17				
*Mendenhall, Simon		39.36				
*Perham, Jennifer		30.72				
*Vacancy (5/6 SPLI		30.53				
*Vacancy (6TH)		61.06				
*Vacancy (CDS)		30.53				
*Young, Kathryn		37.27				
01-0000-0-3501-1150-1000-004-10002	INSTR	197.21				197.21
*Justice, TracyLCA		51.49				
*Sarti, DonyaLCAP		51.49				
*Solano, JulieLCAP		49.44				
*Wheeler, KimLCAP		44.79				
01-0000-0-3501-1150-4000-000-00000	ANCILSE	2.36				2.36
*Graduation/Fundra		0.63				
*Gym Supervisor		0.67				
*Outdoor School		0.50				
*Yearbook Supervis		0.56				
01-0000-0-3501-1150-4000-002-00000	ANCILSE	3.13				3.13
*ELPAC		2.22				
*Music Activities		0.91				
01-0000-0-3501-1150-4000-004-00000	ANCILSE	8.68				8.68
*GATE Prog Coordin		0.50				
*Music Activities		0.91				
*Student Activitie		7.27				
01-0000-0-3501-1300-4200-000-00000	SCH ATH	4.54				4.54
*7th Volleyball Co		0.75				
*8th Volleyball Co		0.75				
*Athletic Director		2.50				
*Athletic Laundry		0.54				

FUND :01 GENERAL FUND RESOURCE:0000 NO REPORTING REQUIREMENT

	FUNCTION	2026-2027 BUDGETDEV BUDGET	2026-2027 YTD ACTUAL	2026-2027 YTD ENCUMBER	CALC: 2+3 2026-2027 TOTAL	CALC: 1-4 2026-2027 REMAINING BUDGET
TOTAL:		1,628.27				1,628.27
3502 UNEMPLOYMENT - CLASSIFIED						
01-0000-0-3502-0000-2420-000-00000	INSTMED	25.08				25.08
*Mott, Lisa		25.08				
01-0000-0-3502-0000-2460-000-00000	TECHNLG	43.03				43.03
*Chhom, Vianna		43.03				
01-0000-0-3502-0000-2700-000-00000	SCH ADM	1.00				1.00
*Secretary Subs		1.00				
01-0000-0-3502-0000-2700-002-00000	SCH ADM	54.19				54.19
*Genevieve Bonnet		26.85				
*Pom, Vera		27.34				
01-0000-0-3502-0000-2700-003-00000	SCH ADM	29.44				29.44
*Morales, Chelsie		2.99				
*Thorne, Alyssa		26.45				
01-0000-0-3502-0000-2700-004-00000	SCH ADM	58.02				58.02
*Clarke, Kaila		26.85				
*Morgan, Lesley		31.17				
01-0000-0-3502-0000-7200-000-00000	GEN ADM	160.56				160.56
*Emily Lipke		63.24				
*Ex Assistant Sub		1.00				
*Gibbons, Phyllis		38.83				
*Hagerman, Beth		54.49				
*Sub Scheduling		3.00				
01-0000-0-3502-0000-8200-000-00000	OPER	42.08				42.08
*Acting Maintn Dir		7.20				
*Athletic Maintena		1.00				
*Maintn Cell Stip		0.18				
*McVae, Jason-Head		33.70				
01-0000-0-3502-0000-8200-002-00000	OPER	46.14				46.14
*Creager, Jim		21.70				
*Daugherty, Scott		24.44				
01-0000-0-3502-0000-8200-003-00000	OPER	21.29				21.29
*Betz, Richard		21.29				
01-0000-0-3502-0000-8200-004-00000	OPER	99.63				99.63
*Higglin, John		23.37				
*Stier, John		25.42				
*Vacant		50.84				
01-0000-0-3502-1150-1000-000-00000	INSTR	30.00				30.00
*Classified Subs D		30.00				
01-0000-0-3502-1150-1000-002-00000	INSTR	44.78				44.78
*Howell, Madison		7.91				
*Jerry, Tracey		10.89				
*Maytum, Annie		10.82				
*Para-Vacant		15.16				
01-0000-0-3502-1150-1000-002-10005	INSTR	26.68				26.68
*O'Brien, Becky		13.62				
*Schuck, Haley		13.06				
01-0000-0-3502-1150-1000-002-20002	INSTR	15.32				15.32
*Tanner, JamieLCAP		15.32				

FUND :01 GENERAL FUND RESOURCE:0000 NO REPORTING REQUIREMENT

	FUNCTION	2026-2027 BUDGETDEV BUDGET	2026-2027 YTD ACTUAL	2026-2027 YTD ENCUMBER	CALC: 2+3 2026-2027 TOTAL	CALC: 1-4 2026-2027 REMAINING BUDGET
01-0000-0-3502-1150-1000-003-00000	INSTR	13.66				13.66
*Shonk, Rebekah		4.60				
*Torres, Veronica		9.06				
01-0000-0-3502-1150-1000-003-10005	INSTR	27.51				27.51
*Kimball, KarriLCA		13.46				
*Leyva, MonicaLCAP		14.05				
01-0000-0-3502-1150-1000-003-20002	INSTR	12.43				12.43
*Morales, ChelsieL		12.43				
01-0000-0-3502-1150-1000-004-00000	INSTR	24.50				24.50
*Clifford, Robert		16.10				
*Moore, Erin		5.13				
*Ruiz, Cheyenne		3.27				
01-0000-0-3502-1150-1000-004-20002	INSTR	35.85				35.85
*Higgs, ShellyLCAP		17.26				
*Vacant- Student S		18.59				
01-0000-0-3502-1150-3140-000-00000	HLTHSER	34.78				34.78
*Aleman, Carmen		16.95				
*Bear, Avery		17.83				
01-0000-0-3502-1300-4200-000-00000	SCH ATH	7.40				7.40
*Cheerleader Coach		1.24				
*Cross Country Coa		1.50				
*Head Basketball C		1.21				
*Intraml Basketbal		0.60				
*Intraml Bsktball		0.60				
*Ski Club Advisor		0.75				
*Track Coach x2		1.50				
01-0000-0-3502-1300-4200-000-00506	SCH ATH	1.00				1.00
*Score board		1.00				
TOTAL:		854.37				854.37
3601 WORKERS COMP - CERTIFICATED						
01-0000-0-3601-0000-2700-002-00000	SCH ADM	1,639.08				1,639.08
*Amy, Dunlap		1,639.08				
01-0000-0-3601-0000-2700-003-00000	SCH ADM	1,639.08				1,639.08
*Amy, Dunlap		1,639.08				
01-0000-0-3601-0000-2700-004-00000	SCH ADM	2,910.89				2,910.89
*Fussel, Stacey		2,910.89				
01-0000-0-3601-0000-7150-000-00000	SUPT	3,765.96				3,765.96
*Carver, Jami		3,765.96				
01-0000-0-3601-1150-1000-000-00000	INSTR	3,054.40				3,054.40
*Extra Duty		610.72				
*Subs District Wid		2,443.68				
01-0000-0-3601-1150-1000-002-00000	INSTR	8,179.76				8,179.76
*Franklin, Jessica		1,227.87				
*Gliatto, Scott		893.84				
*Graves, Jaime		1,826.69				
*Jenner, Jenny		1,744.18				
*Vacancy (4TH)		2,487.18				
01-0000-0-3601-1150-1000-002-10002	INSTR	8,527.71				8,527.71
*Betts, AlainaLCAP		1,296.43				

FUND :01 GENERAL FUND RESOURCE:0000 NO REPORTING REQUIREMENT

	FUNCTION	2026-2027 BUDGETDEV BUDGET	2026-2027 YTD ACTUAL	2026-2027 YTD ENCUMBER	CALC: 2+3 2026-2027 TOTAL	CALC: 1-4 2026-2027 REMAINING BUDGET
*Heller, KatieLCAP		1,243.59				
*Horvath, CherylLC		1,970.79				
*Lisk, DanielleLCA		1,235.73				
*McKay, TammyLCAP		1,036.99				
*Yandell, Sandy LC		1,744.18				
01-0000-0-3601-1150-1000-002-20002	INSTR	1,761.10				1,761.10
*Heilmann, KimLCAP		1,761.10				
01-0000-0-3601-1150-1000-003-00000	INSTR	12,610.39				12,610.39
*Colburn, Kayla		741.44				
*Delgado, Heather		741.44				
*Fitzpatrick, Debb		1,990.21				
*Freitas, Mary		2,013.63				
*Martin, Lindsay		1,930.06				
*McNames, Katie		1,930.06				
*Mitrovich, Sarah		1,602.95				
*West, Jennifer		1,660.60				
01-0000-0-3601-1150-1000-004-00000	INSTR	13,434.64				13,434.64
*Ahonen, Peter		1,220.09				
*Anderson, Hillary		1,547.24				
*ELPAC		45.19				
*Edmiston, Mike		1,227.87				
*Lead Teacher- Jac		47.67				
*Mendenhall, Simon		1,602.95				
*Perham, Jennifer		1,251.35				
*Vacancy (5/6 SPLI		1,243.59				
*Vacancy (6TH)		2,487.18				
*Vacancy (CDS)		1,243.59				
*Young, Kathryn		1,517.92				
01-0000-0-3601-1150-1000-004-10002	INSTR	8,032.18				8,032.18
*Justice, TracyLCA		2,097.21				
*Sarti, DonyaLCAP		2,097.21				
*Solano, JulieLCAP		2,013.63				
*Wheeler, KimLCAP		1,824.13				
01-0000-0-3601-1150-4000-000-00000	ANCILSE	96.06				96.06
*Graduation/Fundra		25.66				
*Gym Supervisor		27.24				
*Outdoor School		20.36				
*Yearbook Supervis		22.80				
01-0000-0-3601-1150-4000-002-00000	ANCILSE	127.39				127.39
*ELPAC		90.38				
*Music Activities		37.01				
01-0000-0-3601-1150-4000-004-00000	ANCILSE	353.44				353.44
*GATE Prog Coordin		20.36				
*Music Activities		37.01				
*Student Activitie		296.07				
01-0000-0-3601-1300-4200-000-00000	SCH ATH	185.01				185.01
*7th Volleyball Co		30.50				
*8th Volleyball Co		30.50				
*Athletic Director		101.82				
*Athletic Laundry		22.19				

FUND :01 GENERAL FUND RESOURCE:0000 NO REPORTING REQUIREMENT

	FUNCTION	2026-2027 BUDGETDEV BUDGET	2026-2027 YTD ACTUAL	2026-2027 YTD ENCUMBER	CALC: 2+3 2026-2027 TOTAL	CALC: 1-4 2026-2027 REMAINING BUDGET
TOTAL:		66,317.09				66,317.09
3602 WORKERS COMP - CLASSIFIED						
01-0000-0-3602-0000-2420-000-00000	INSTMED	1,021.65				1,021.65
*Mott, Lisa		1,021.65				
01-0000-0-3602-0000-2460-000-00000	TECHNLG	1,752.48				1,752.48
*Chhom, Vianna		1,752.48				
01-0000-0-3602-0000-2700-000-00000	SCH ADM	40.73				40.73
*Secretary Subs		40.73				
01-0000-0-3602-0000-2700-002-00000	SCH ADM	2,206.78				2,206.78
*Genevieve Bonnet		1,093.39				
*Pom, Vera		1,113.39				
01-0000-0-3602-0000-2700-003-00000	SCH ADM	1,199.20				1,199.20
*Morales, Chelsie		121.95				
*Thorne, Alyssa		1,077.25				
01-0000-0-3602-0000-2700-004-00000	SCH ADM	2,363.16				2,363.16
*Clarke, Kaila		1,093.39				
*Morgan, Lesley		1,269.77				
01-0000-0-3602-0000-7200-000-00000	GEN ADM	6,539.42				6,539.42
*Emily Lipke		2,575.78				
*Ex Assistant Sub		40.73				
*Gibbons, Phyllis		1,581.53				
*Hagerman, Beth		2,219.20				
*Sub Scheduling		122.18				
01-0000-0-3602-0000-8200-000-00000	OPER	1,713.70				1,713.70
*Acting Maintn Dir		293.24				
*Athletic Maintena		40.73				
*Maintn Cell Stip		7.33				
*McVae, Jason-Head		1,372.40				
01-0000-0-3602-0000-8200-002-00000	OPER	1,879.40				1,879.40
*Creager, Jim		883.92				
*Daugherty, Scott		995.48				
01-0000-0-3602-0000-8200-003-00000	OPER	867.07				867.07
*Betz, Richard		867.07				
01-0000-0-3602-0000-8200-004-00000	OPER	4,057.46				4,057.46
*Higglin, John		951.92				
*Stier, John		1,035.18				
*Vacant		2,070.36				
01-0000-0-3602-1150-1000-000-00000	INSTR	1,221.84				1,221.84
*Classified Subs D		1,221.84				
01-0000-0-3602-1150-1000-002-00000	INSTR	1,823.76				1,823.76
*Howell, Madison		322.17				
*Jerry, Tracey		443.41				
*Maytum, Annie		440.56				
*Para-Vacant		617.62				
01-0000-0-3602-1150-1000-002-10005	INSTR	1,086.87				1,086.87
*O'Brien, Becky		554.78				
*Schuck, Haley		532.09				
01-0000-0-3602-1150-1000-002-20002	INSTR	623.90				623.90
*Tanner, JamieLCAP		623.90				

FUND :01 GENERAL FUND RESOURCE:0000 NO REPORTING REQUIREMENT

	FUNCTION	2026-2027 BUDGETDEV BUDGET	2026-2027 YTD ACTUAL	2026-2027 YTD ENCUMBER	CALC: 2+3 2026-2027 TOTAL	CALC: 1-4 2026-2027 REMAINING BUDGET
01-0000-0-3602-1150-1000-003-00000	INSTR	556.31				556.31
*Shonk, Rebekah		187.28				
*Torres, Veronica		369.03				
01-0000-0-3602-1150-1000-003-10005	INSTR	1,120.36				1,120.36
*Kimball, KarriLCA		548.26				
*Leyva, MonicaLCAP		572.10				
01-0000-0-3602-1150-1000-003-20002	INSTR	506.14				506.14
*Morales, ChelsieL		506.14				
01-0000-0-3602-1150-1000-004-00000	INSTR	997.79				997.79
*Clifford, Robert		655.65				
*Moore, Erin		209.12				
*Ruiz, Cheyenne		133.02				
01-0000-0-3602-1150-1000-004-20002	INSTR	1,460.22				1,460.22
*Higgs, ShellyLCAP		702.95				
*Vacant- Student S		757.27				
01-0000-0-3602-1150-3140-000-00000	HLTHSER	1,416.53				1,416.53
*Aleman, Carmen		690.24				
*Bear, Avery		726.29				
01-0000-0-3602-1300-4200-000-00000	SCH ATH	301.08				301.08
*Cheerleader Coach		50.35				
*Cross Country Coa		61.00				
*Head Basketball C		49.43				
*Intraml Basketbal		24.40				
*Intraml Bsktball		24.40				
*Ski Club Advisor		30.50				
*Track Coach x2		61.00				
01-0000-0-3602-1300-4200-000-00506	SCH ATH	40.73				40.73
*Score board		40.73				
TOTAL:		34,796.58				34,796.58
3701 OPEB, ALLOCATED, CERTIFICATED						
01-0000-0-3701-0000-2700-000-00000	SCH ADM	620.00				620.00
OPEB		620.00				
01-0000-0-3701-0000-7150-000-00000	SUPT	81.00				81.00
OPEB		81.00				
01-0000-0-3701-1150-1000-000-00000	INSTR	5,135.00				5,135.00
OPEB		5,135.00				
01-0000-0-3701-5760-1120-000-00000	SE RSP	250.00				250.00
OPEB		250.00				
TOTAL:		6,086.00				6,086.00
3702 OPEB, ALLOCATED, CLASSIFIED						
01-0000-0-3702-0000-2420-000-00000	INSTMED	55.00				55.00
OPEB		55.00				
01-0000-0-3702-0000-2460-000-00000	TECHNLG	131.00				131.00
OPEB		131.00				
01-0000-0-3702-0000-2700-000-00000	SCH ADM	235.00				235.00
OPEB		235.00				
01-0000-0-3702-0000-3700-000-00000	FOODSER	203.00				203.00
OPEB		203.00				

FUND :01 GENERAL FUND RESOURCE:0000 NO REPORTING REQUIREMENT

	FUNCTION	2026-2027 BUDGETDEV BUDGET	2026-2027 YTD ACTUAL	2026-2027 YTD ENCUMBER	CALC: 2+3 2026-2027 TOTAL	CALC: 1-4 2026-2027 REMAINING BUDGET
01-0000-0-3702-0000-7200-000-00000	GEN ADM	333.00				333.00
OPEB		333.00				
01-0000-0-3702-0000-7600-000-00000	OTH G&A	43,343.27				43,343.27
OPEB		43,343.27				
01-0000-0-3702-0000-8200-000-00000	OPER	370.00				370.00
OPEB		370.00				
01-0000-0-3702-1150-1000-000-00000	INSTR	1,289.00				1,289.00
OPEB		1,289.00				
01-0000-0-3702-5760-1120-000-00000	SE RSP	60.00				60.00
OPEB		60.00				
01-0000-0-3702-7110-1000-000-00000	INSTR	186.00				186.00
OPEB		186.00				
01-0000-0-3702-7110-2100-000-00000	INST SU	49.00				49.00
OPEB		49.00				
TOTAL:		46,254.27				46,254.27
3751 OPEB,ACT. EMP., CERTIFICATED						
01-0000-0-3751-0000-2700-000-00000	SCH ADM	7,116.00				7,116.00
OPEB		7,116.00				
01-0000-0-3751-1150-1000-000-00000	INSTR	64,042.00				64,042.00
OPEB		64,042.00				
TOTAL:		71,158.00				71,158.00
3752 OPEB,ACT. EMP., CLASSIFIED						
01-0000-0-3752-0000-2700-000-00000	SCH ADM	7,116.00				7,116.00
OPEB		7,116.00				
01-0000-0-3752-0000-7200-000-00000	GEN ADM	3,556.00				3,556.00
OPEB		3,556.00				
TOTAL:		10,672.00				10,672.00
3901 OTHER BENEFITS CERTIFICATED						
01-0000-0-3901-0000-2700-002-00000	SCH ADM	714.82				714.82
OTHER BENEFITS CERTIFICATED		714.82				
01-0000-0-3901-0000-2700-003-00000	SCH ADM	714.82				714.82
OTHER BENEFITS CERTIFICATED		714.82				
01-0000-0-3901-0000-2700-004-00000	SCH ADM	1,197.65				1,197.65
OTHER BENEFITS CERTIFICATED		1,197.65				
01-0000-0-3901-0000-7150-000-00000	SUPT	1,618.70				1,618.70
OTHER BENEFITS CERTIFICATED		1,618.70				
01-0000-0-3901-0000-7200-000-00000	GEN ADM	1,180.80				1,180.80
OTHER BENEFITS CERTIFICATED		1,180.80				
TOTAL:		5,426.79				5,426.79
TOTAL: 3xxx		2,303,303.49				2,303,303.49
4300 SUPPLIES						
01-0000-0-4300-0000-2420-000-00000	INSTMED	2,000.00				2,000.00
DETAIL LINE		2,000.00				
01-0000-0-4300-0000-2460-000-00000	TECHNLG	2,000.00				2,000.00
DETAIL LINE		2,000.00				

FUND :01 GENERAL FUND RESOURCE:0000 NO REPORTING REQUIREMENT

	FUNCTION	2026-2027 BUDGETDEV BUDGET	2026-2027 YTD ACTUAL	2026-2027 YTD ENCUMBER	CALC: 2+3 2026-2027 TOTAL	CALC: 1-4 2026-2027 REMAINING BUDGET
01-0000-0-4300-0000-2700-002-00000	SCH ADM	6,000.00				6,000.00
EV Admin Supplies		3,000.00				
EVG BACK TO SCHOOL		200.00				
EVG CLIFF NAME PLATES		250.00				
EVG LAMINATE		500.00				
EVG PLAYGROUND TOYS		300.00				
EVG TABLE		1,000.00				
EVG TSHIRTS		750.00				
01-0000-0-4300-0000-2700-002-00002	SCH ADM	10,000.00				10,000.00
EVG PRINCIPAL BUDGET		10,000.00				
01-0000-0-4300-0000-2700-003-00000	SCH ADM	5,000.00				5,000.00
GOLD Admin Supplies		2,500.00				
GSS BACK TO SCHOOL		200.00				
GSS CLIFF NAMEPLATES		200.00				
GSS LAMINATE		500.00				
GSS PLAYGROUND TOYS		300.00				
GSS TABLE		1,000.00				
GSS TSHIRTS		300.00				
01-0000-0-4300-0000-2700-003-00003	SCH ADM	10,000.00				10,000.00
GSS PRINCIPAL BUDGET		10,000.00				
01-0000-0-4300-0000-2700-004-00000	SCH ADM	5,000.00				5,000.00
JSS Admin Supplies		3,550.00				
JSS BACK TO SCHOOL		100.00				
JSS CLIFF NAMEPLATES		100.00				
JSS PLAYGROUND TOYS		300.00				
JSS STAFF MEETINGS		300.00				
JSS STAFF TSHIRTS		650.00				
01-0000-0-4300-0000-2700-004-00004	SCH ADM	10,000.00				10,000.00
JSS PRINCIPAL BUDGET		10,000.00				
01-0000-0-4300-0000-7110-000-00000	BOARD	50.00				50.00
Board Supplies		50.00				
01-0000-0-4300-0000-7150-000-00000	SUPT	2,500.00				2,500.00
Superintendent		2,500.00				
01-0000-0-4300-0000-7200-000-00000	GEN ADM	6,000.00				6,000.00
D.O. supplies		6,000.00				
01-0000-0-4300-0000-8110-000-00000	MAINT	30,000.00				30,000.00
G&G Hardware		12,000.00				
Maintenance Supplies		18,000.00				
01-0000-0-4300-0000-8110-002-00000	MAINT	6,000.00				6,000.00
EVG Maintenance Supplies		6,000.00				
01-0000-0-4300-0000-8110-003-00000	MAINT	6,000.00				6,000.00
GSS Maintenance Supplies		6,000.00				
01-0000-0-4300-0000-8110-004-00000	MAINT	8,500.00				8,500.00
JSS Maintenance Supplies		8,500.00				
01-0000-0-4300-0000-8200-000-00000	OPER	2,500.00				2,500.00
Operation Supplies		2,500.00				
01-0000-0-4300-0000-8200-002-00000	OPER	30,000.00				30,000.00
EVG Walter Nelson		30,000.00				
01-0000-0-4300-0000-8200-003-00000	OPER	28,000.00				28,000.00
GSS Walter Nelson		28,000.00				

FUND :01 GENERAL FUND RESOURCE:0000 NO REPORTING REQUIREMENT

	FUNCTION	2026-2027 BUDGETDEV BUDGET	2026-2027 YTD ACTUAL	2026-2027 YTD ENCUMBER	CALC: 2+3 2026-2027 TOTAL	CALC: 1-4 2026-2027 REMAINING BUDGET
01-0000-0-4300-0000-8200-004-00000	OPER	40,000.00				40,000.00
JSS Walter Nelson		40,000.00				
01-0000-0-4300-1150-1000-000-02460	INSTR	2,000.00				2,000.00
Technology DIST instructional		2,000.00				
01-0000-0-4300-1150-1000-002-00000	INSTR	8,000.00				8,000.00
EVG BULK PAPER		8,000.00				
01-0000-0-4300-1150-1000-002-01310	INSTR	5,000.00				5,000.00
EVG STUDENT SUPP INCENT		5,000.00				
01-0000-0-4300-1150-1000-002-02460	INSTR	5,000.00				5,000.00
Technology EVG		5,000.00				
01-0000-0-4300-1150-1000-003-00000	INSTR	3,000.00				3,000.00
GLD ST		3,000.00				
01-0000-0-4300-1150-1000-003-02460	INSTR	2,000.00				2,000.00
Technology GSS		2,000.00				
01-0000-0-4300-1150-1000-004-00000	INSTR	8,000.00				8,000.00
JSS Bulk Paper		8,000.00				
01-0000-0-4300-1150-1000-004-01138	INSTR	2,500.00				2,500.00
PE		2,500.00				
01-0000-0-4300-1150-1000-004-01310	INSTR	2,000.00				2,000.00
Intervention		2,000.00				
01-0000-0-4300-1150-2420-000-00000	INSTMED	2,200.00				2,200.00
Library		2,200.00				
01-0000-0-4300-1150-3140-002-00000	HLTHSER	750.00				750.00
HEALTH AIDES		750.00				
01-0000-0-4300-1150-3140-003-00000	HLTHSER	750.00				750.00
HEALTH AIDES		750.00				
01-0000-0-4300-1150-3140-004-00000	HLTHSER	750.00				750.00
HEALTH AIDES		750.00				
TOTAL:		251,500.00				251,500.00
4341 GAS, OIL LUBE, ETC						
01-0000-0-4341-0000-7150-000-00000	SUPT	100.00				100.00
SUPMT GAS EXPS- TRAVEL		100.00				
01-0000-0-4341-0000-7200-000-00000	GEN ADM	100.00				100.00
DO GAS EXPS- TRAVEL		100.00				
01-0000-0-4341-0000-8110-000-00000	MAINT	1,500.00				1,500.00
PREMIER OIL CHANGES		1,500.00				
01-0000-0-4341-1150-4200-004-00506	SCH ATH	500.00				500.00
ATHLETIC GAS EXPS- TRAVEL		500.00				
TOTAL:		2,200.00				2,200.00
TOTAL: 4xxx		253,700.00				253,700.00
5200 TRAVEL & CONFERENCE						
01-0000-0-5200-0000-2700-000-00000	SCH ADM	1,550.00				1,550.00
SCOE CPR TRAINING		1,550.00				
01-0000-0-5200-0000-2700-002-00000	SCH ADM	1,000.00				1,000.00
EVG PRINCIPAL TRAINING		1,000.00				
01-0000-0-5200-0000-2700-003-00000	SCH ADM	1,000.00				1,000.00
GSS PRINCIPAL TRAINING		1,000.00				

FUND :01 GENERAL FUND RESOURCE:0000 NO REPORTING REQUIREMENT

	FUNCTION	2026-2027 BUDGETDEV BUDGET	2026-2027 YTD ACTUAL	2026-2027 YTD ENCUMBER	CALC: 2+3 2026-2027 TOTAL	CALC: 1-4 2026-2027 REMAINING BUDGET
01-0000-0-5200-0000-2700-004-00000	SCH ADM	1,000.00				1,000.00
JSS PRINCIPAL TRAINING		1,000.00				
01-0000-0-5200-0000-7110-000-00000	BOARD	1,000.00				1,000.00
BOARD TRAINING		1,000.00				
01-0000-0-5200-0000-7150-000-00000	SUPT	4,000.00				4,000.00
SUPMNT TRAINING		4,000.00				
01-0000-0-5200-0000-7200-000-00000	GEN ADM	10,000.00				10,000.00
DO TRAINING		10,000.00				
01-0000-0-5200-1150-3140-000-00000	HLTHSER	200.00				200.00
HEALTH AIDE TRAINING		200.00				
TOTAL:		19,750.00				19,750.00
5300 DUES & MEMBERSHIPS						
01-0000-0-5300-0000-7100-000-00000	BRD SUP	1,500.00				1,500.00
SSDA		1,500.00				
01-0000-0-5300-0000-7110-000-00000	BOARD	12,000.00				12,000.00
CSBA MEMBERSHIP		12,000.00				
01-0000-0-5300-0000-7200-000-00000	GEN ADM	3,150.00				3,150.00
AMAZON BUSINESS		900.00				
CA CHAMBER OF COMMERCE		500.00				
CASBO		1,750.00				
TOTAL:		16,650.00				16,650.00
5400 INSURANCE						
01-0000-0-5400-0000-7200-000-00000	GEN ADM	252,000.00				252,000.00
NCSIG		168,000.00				
SCHOOLS EXCESS LIABILITY FUND		84,000.00				
01-0000-0-5400-1150-1000-000-00000	INSTR	4,800.00				4,800.00
MYERS STEVENS & TOOHEY& CO INC		4,800.00				
01-0000-0-5400-1150-1000-004-00000	INSTR	700.00				700.00
MEYERS SKI- SHORT TERM INSUR		700.00				
TOTAL:		257,500.00				257,500.00
5500 OPERATION & HOUSEKEEPING SERV						
01-0000-0-5500-0000-8110-000-00000	MAINT	2,500.00				2,500.00
CA Safety Company		2,500.00				
01-0000-0-5500-0000-8110-002-00000	MAINT	3,000.00				3,000.00
CA Safety Company		3,000.00				
01-0000-0-5500-0000-8110-003-00000	MAINT	2,500.00				2,500.00
CA Safety Company		2,500.00				
01-0000-0-5500-0000-8110-004-00000	MAINT	2,500.00				2,500.00
CA Safety Company		2,500.00				
01-0000-0-5500-0000-8200-000-00000	OPER	30,000.00				30,000.00
ALSCO		25,000.00				
JEFFERSON PEST CONTROL		5,000.00				
TOTAL:		40,500.00				40,500.00
5515 NATURAL GAS/PROPANE						
01-0000-0-5515-0000-8200-002-00000	OPER	18,500.00				18,500.00
CAMPORA PROPANE		18,500.00				

FUND :01 GENERAL FUND RESOURCE:0000 NO REPORTING REQUIREMENT

	FUNCTION	2026-2027 BUDGETDEV BUDGET	2026-2027 YTD ACTUAL	2026-2027 YTD ENCUMBER	CALC: 2+3 2026-2027 TOTAL	CALC: 1-4 2026-2027 REMAINING BUDGET
01-0000-0-5515-0000-8200-003-00000	OPER	18,500.00				18,500.00
CAMPORA PROPANE		18,500.00				
01-0000-0-5515-0000-8200-004-00000	OPER	57,000.00				57,000.00
CAMPORA PROPANE		57,000.00				
TOTAL:		94,000.00				94,000.00
5520 ELECTRICITY						
01-0000-0-5520-0000-8200-000-00000	OPER	12,000.00				12,000.00
PACIFIC POWER		12,000.00				
01-0000-0-5520-0000-8200-002-00000	OPER	63,000.00				63,000.00
PACIFIC POWER		63,000.00				
01-0000-0-5520-0000-8200-003-00000	OPER	52,000.00				52,000.00
PACIFIC POWER		52,000.00				
01-0000-0-5520-0000-8200-004-00000	OPER	97,000.00				97,000.00
PACIFIC POWER		97,000.00				
TOTAL:		224,000.00				224,000.00
5530 WATER&/OR SEWAGE						
01-0000-0-5530-0000-8200-000-00000	OPER	7,000.00				7,000.00
CITY OF YREKA WATER		7,000.00				
01-0000-0-5530-0000-8200-002-00000	OPER	15,000.00				15,000.00
CITY OF YREKA WATER		15,000.00				
01-0000-0-5530-0000-8200-003-00000	OPER	15,000.00				15,000.00
CITY OF YREKA WATER		15,000.00				
01-0000-0-5530-0000-8200-004-00000	OPER	25,000.00				25,000.00
CITY OF YREKA WATER		25,000.00				
TOTAL:		62,000.00				62,000.00
5550 DISPOSAL/GARBAGE REMOVAL						
01-0000-0-5550-0000-8200-002-00000	OPER	14,000.00				14,000.00
YREKA TRANSFER		14,000.00				
01-0000-0-5550-0000-8200-003-00000	OPER	10,000.00				10,000.00
YREKA TRANSFER		10,000.00				
01-0000-0-5550-0000-8200-004-00000	OPER	16,000.00				16,000.00
YREKA TRANSFER		16,000.00				
TOTAL:		40,000.00				40,000.00
5600 RENTALS, LEASES & REPAIRS,N.C.						
01-0000-0-5600-0000-7150-000-00000	SUPT	600.00				600.00
TABLE AND CHAIR RENTALS		600.00				
01-0000-0-5600-0000-7200-000-00000	GEN ADM	16,000.00				16,000.00
DO UBEO PRINTER CONTRACT		16,000.00				
01-0000-0-5600-0000-8110-000-00000	MAINT	35,000.00				35,000.00
KENNY'S LOCKSHOP		2,000.00				
MERCIER ELECTRIC		8,000.00				
MISC		7,000.00				
PARADISE PAINTING		15,000.00				
WILGUS FIRE CONTROL		2,500.00				
YREKA MOTORS-MAINT		500.00				
01-0000-0-5600-0000-8110-002-00000	MAINT	25,000.00				25,000.00

FUND :01 GENERAL FUND RESOURCE:0000 NO REPORTING REQUIREMENT

	FUNCTION	2026-2027 BUDGETDEV BUDGET	2026-2027 YTD ACTUAL	2026-2027 YTD ENCUMBER	CALC: 2+3 2026-2027 TOTAL	CALC: 1-4 2026-2027 REMAINING BUDGET
ASPHALT REPAIR		15,000.00				
CURLY CULP CONSTRUCTION		3,400.00				
JESSE RAMIREZ WELDING		2,000.00				
KENNY'S LOCK SHOP		2,000.00				
MISC		1,100.00				
PARADISE PAINTING		1,500.00				
01-0000-0-5600-0000-8110-003-00000	MAINT	25,000.00				25,000.00
KENNY'S LOCK SHOP		1,000.00				
MISC		11,000.00				
PARADISE PAINTING		3,000.00				
TREE TRIMING		10,000.00				
01-0000-0-5600-0000-8110-004-00000	MAINT	21,000.00				21,000.00
ASPHALT REPAIR		15,000.00				
KENNY'S LOCK SHOP		1,000.00				
MISC		2,000.00				
PARADISE PAINTING		2,000.00				
WOSTENBERG WINDOW		1,000.00				
01-0000-0-5600-0000-8200-000-00000	OPER	3,600.00				3,600.00
MAX MOBILE STORAGE		3,600.00				
01-0000-0-5600-0000-8200-002-00000	OPER	25.00				25.00
CAMPORA FEE		25.00				
01-0000-0-5600-0000-8200-004-00000	OPER	25.00				25.00
CAMPORA FEE		25.00				
01-0000-0-5600-1150-1000-002-00000	INSTR	25,000.00				25,000.00
EVG UBEO PRINTER CONTRACT		25,000.00				
01-0000-0-5600-1150-1000-003-00000	INSTR	14,000.00				14,000.00
GSS UBEO PRINTER CONTRACT		14,000.00				
01-0000-0-5600-1150-1000-004-00000	INSTR	35,000.00				35,000.00
JSS UBEO PRINTER CONTRACT		35,000.00				
01-0000-0-5600-1150-1000-004-08086	INSTR	1,000.00				1,000.00
INSTRUMENT REPAIRS		1,000.00				
TOTAL:		201,250.00				201,250.00
5710 TRANSFERS OF DIRECT COSTS						
01-0000-0-5710-1150-1000-000-00000	INSTR	769,319.05-				769,319.05-
FROM 1400		792,130.14-				
FROM 6770		22,437.12				
MOVE TO 1100		4,144.02-				
from 0053		4,517.99				
TOTAL:		769,319.05-				769,319.05-
5800 PROFES'L/CONSULTG SVCS/OP EXP						
01-0000-0-5800-0000-2460-000-00000	TECHNLG	81,000.00				81,000.00
AMS.NET		6,500.00				
CDW GOV		500.00				
ESI		25,000.00				
FRESHWORKS		1,500.00				
Misc		2,300.00				
SHASTA UNION HSD		45,000.00				
SOLARWINDS		200.00				

FUND :01 GENERAL FUND RESOURCE:0000 NO REPORTING REQUIREMENT

	FUNCTION	2026-2027 BUDGETDEV BUDGET	2026-2027 YTD ACTUAL	2026-2027 YTD ENCUMBER	CALC: 2+3 2026-2027 TOTAL	CALC: 1-4 2026-2027 REMAINING BUDGET
01-0000-0-5800-0000-2460-003-00000	TECHNLG	4,750.00				4,750.00
STERLING COMPUTERS		4,750.00				
01-0000-0-5800-0000-2700-000-00000	SCH ADM	15,000.00				15,000.00
EDGEMERCHANT		15,000.00				
01-0000-0-5800-0000-2700-004-00000	SCH ADM	3,500.00				3,500.00
SMART PASS- HALLWAY PASS		3,500.00				
01-0000-0-5800-0000-3140-000-30001	HLTHSER	18,060.00				18,060.00
LCAP 3.1, NURSE SERV		18,060.00				
01-0000-0-5800-0000-3900-000-20007	PUPSERV	40,000.00				40,000.00
LCAP 2.7, RES OFFICER		40,000.00				
01-0000-0-5800-0000-7110-000-00000	BOARD	92,000.00				92,000.00
CSBA		7,000.00				
LEGAL COUNSEL		85,000.00				
01-0000-0-5800-0000-7190-000-00000	EXT.AUD	28,000.00				28,000.00
AUDITOR		28,000.00				
01-0000-0-5800-0000-7200-000-00000	GEN ADM	79,650.00				79,650.00
CDW GOV		400.00				
CHATGPT		2,500.00				
DELPHIC- BOOKKEEPING		5,000.00				
ED FILES		4,500.00				
EDJOIN		800.00				
FINALSITE		3,500.00				
FINGERPRINTING		2,500.00				
FRONTLINE		27,500.00				
INFINITY COMMUNICATIONS		7,000.00				
JACK SCHREDER ASSOC-SFP		13,000.00				
LABOR LAW		450.00				
MISC		10,000.00				
SISKIYOU OPP CENTER-SHRED		250.00				
TOTAL COMPENSATION SYSTEMS		2,250.00				
01-0000-0-5800-0000-7200-000-20004	GEN ADM	30,000.00				30,000.00
LCAP 2.4, AERIES		30,000.00				
01-0000-0-5800-0000-8200-000-00000	OPER	500.00				500.00
SISKIYOU GENERAL SERVICES		500.00				
01-0000-0-5800-0000-8200-002-00000	OPER	150.00				150.00
PELICAN THERM-DIST SUBSCR		150.00				
01-0000-0-5800-0000-8200-003-00000	OPER	100.00				100.00
PELICAN THERM-DIST SUBSCR		100.00				
01-0000-0-5800-0000-8200-004-00000	OPER	150.00				150.00
PELICAN THERM-DIST SUBSCR		150.00				
01-0000-0-5800-1110-2460-000-00000	TECHNLG	6,250.00				6,250.00
SISNET INTERNET		6,250.00				
01-0000-0-5800-1150-1000-000-00000	INSTR	30,000.00				30,000.00
CLASSLINK		3,750.00				
GOGUARDIAN		6,100.00				
HOUGHTON MIFFL		8,300.00				
MISC		11,850.00				
01-0000-0-5800-1150-1000-002-00000	INSTR	14,517.00				14,517.00
EVG EVANS FIELD TRIPS		8,000.00				
RENAISSANCE		6,517.00				

FUND :01 GENERAL FUND RESOURCE:0000 NO REPORTING REQUIREMENT

	FUNCTION	2026-2027 BUDGETDEV BUDGET	2026-2027 YTD ACTUAL	2026-2027 YTD ENCUMBER	CALC: 2+3 2026-2027 TOTAL	CALC: 1-4 2026-2027 REMAINING BUDGET
01-0000-0-5800-1150-1000-003-00000	INSTR	7,000.00				7,000.00
GSS EVANS FIELD TRIPS		3,000.00				
GSS HEGGERTY		1,455.60				
GSS RENAISSANCE		2,544.40				
01-0000-0-5800-1150-1000-004-00000	INSTR	57,126.00				57,126.00
EVANS TRANSPORTATION		19,000.00				
HOUGHTON MIFFLIN CO		17,567.00				
OUTDOOR SCHOOL		15,000.00				
RENAISSANCE		5,559.00				
01-0000-0-5800-1150-1000-004-00506	INSTR	27,000.00				27,000.00
EVANS TRANSPORTATION		27,000.00				
01-0000-0-5800-1150-4200-004-00506	SCH ATH	5,000.00				5,000.00
Athletics		5,000.00				
TOTAL:		539,753.00				539,753.00
5900 COMMUNICATIONS						
01-0000-0-5900-0000-7200-000-00000	GEN ADM	4,750.00				4,750.00
AT&T		2,500.00				
VERIZON		2,250.00				
TOTAL:		4,750.00				4,750.00
5930 COMMUNICATION - POSTAGE/METER						
01-0000-0-5930-0000-7200-000-00000	GEN ADM	10,000.00				10,000.00
NORCAL PRESORT		10,000.00				
TOTAL:		10,000.00				10,000.00
TOTAL: 5xxx		740,833.95				740,833.95
*SUB-TOTAL:1000-5999		8,263,151.21				8,263,151.21
6400 EQUIPMENT						
01-0000-0-6400-0000-8500-000-00000	FAC ACQ	10,000.00				10,000.00
FURNITURE REPLACEMENT		10,000.00				
01-0000-0-6400-0000-8500-003-00000	FAC ACQ	20,000.00				20,000.00
GOLD ST SWING REPLACEMENT		20,000.00				
TOTAL:		30,000.00				30,000.00
TOTAL: 6xxx		30,000.00				30,000.00
*SUB-TOTAL:1000-6999		8,293,151.21				8,293,151.21
7142 OTH TUIT,EXC CST PMT TO COE						
01-0000-0-7142-5001-9200-000-00000	TFAGENC	175,180.50				175,180.50
SCOE BILL BACK		175,180.50				
TOTAL:		175,180.50				175,180.50
7310 TRANSFERS OF INDIRECT COSTS						
01-0000-0-7310-0000-7210-000-00000	COST TR	184,632.72-				184,632.72-
TO 1100		1.00-				
TO 2600		30,747.25-				

FUND :01 GENERAL FUND RESOURCE:0000 NO REPORTING REQUIREMENT

	FUNCTION	2026-2027 BUDGETDEV BUDGET	2026-2027 YTD ACTUAL	2026-2027 YTD ENCUMBER	CALC: 2+3 2026-2027 TOTAL	CALC: 1-4 2026-2027 REMAINING BUDGET
TO 3010		23,843.73-				
TO 3310		11,467.23-				
TO 3386		1.00-				
TO 4035		5,705.37-				
TO 6010		40,215.50-				
TO 6019		8,382.33-				
TO 6332		30,962.01-				
TO 6500		21,048.70-				
TO 6770		2,258.60-				
TO 8150		10,000.00-				
TOTAL:		184,632.72-				184,632.72-
7616 INT-FD TF FR GENERAL TO CAFE						
01-0000-0-7616-0000-9300-000-00000	INTFD T	172,965.81				172,965.81
TO 13-5310		172,965.81				
TOTAL:		172,965.81				172,965.81
7619 OTHER AUTH INTERFUND TF OUT						
01-0000-0-7619-0000-9300-000-00000	INTFD T	250,000.00				250,000.00
TO FD 14-DEFERRED MAINT		250,000.00				
TOTAL:		250,000.00				250,000.00
TOTAL: 7xxx		413,513.59				413,513.59
*SUB-TOTAL:1000-7999		8,706,664.80				8,706,664.80

FUND :01 GENERAL FUND RESOURCE:0053 ADDL 15% CONCENTRATION

	FUNCTION	2026-2027 BUDGETDEV BUDGET	2026-2027 YTD ACTUAL	2026-2027 YTD ENCUMBER	CALC: 2+3 2026-2027 TOTAL	CALC: 1-4 2026-2027 REMAINING BUDGET
8980 CONTRIBUTIONS FR UNRESTR REV						
01-0053-0-8980-0000-0000-000-00000	REV/BAL	274,917.00				274,917.00
15% Concentration Grant		274,917.00				
TOTAL:		274,917.00				274,917.00
TOTAL: 8xxx		274,917.00				274,917.00
1100 CERTIFICATED TEACHERS SALARIES						
01-0053-0-1100-1150-1000-002-10002	INSTR	98,882.00				98,882.00
Zediker, DarbiLCAP 1.2		98,882.00				
01-0053-0-1100-1150-1000-004-10002	INSTR	102,934.00				102,934.00
Sandahl, ElizabethLCAP 1.2		102,934.00				
TOTAL:		201,816,00				201,816.00
TOTAL: 1xxx		201,816.00				201,816.00
3101 STRS CERTIFICATED						
01-0053-0-3101-1150-1000-002-10002	INSTR	18,886.46				18,886.46
*Zediker, DarbiLCA		18,886.46				
01-0053-0-3101-1150-1000-004-10002	INSTR	19,660.39				19,660.39
*Sandahl, Elizabet		19,660.39				
TOTAL:		38,546.85				38,546.85
3311 MEDICARE - CERTIFICATED						
01-0053-0-3311-1150-1000-002-10002	INSTR	1,433.79				1,433.79
*Zediker, DarbiLCA		1,433.79				
01-0053-0-3311-1150-1000-004-10002	INSTR	1,492.54				1,492.54
*Sandahl, Elizabet		1,492.54				
TOTAL:		2,926.33				2,926.33
3401 HEALTH & WELFARE CERTIFICATED						
01-0053-0-3401-1150-1000-002-10002	INSTR	13,133.40				13,133.40
Zediker, Darbi,H&W		13,133.40				
01-0053-0-3401-1150-1000-004-10002	INSTR	18,801.72				18,801.72
Sandahl, Elizabeth,H&W		18,801.72				
TOTAL:		31,935.12				31,935.12
3501 UNEMPLOYMENT - CERTIFICATED						
01-0053-0-3501-1150-1000-002-10002	INSTR	49.44				49.44
*Zediker, DarbiLCA		49.44				
01-0053-0-3501-1150-1000-004-10002	INSTR	51.47				51.47
*Sandahl, Elizabet		51.47				
TOTAL:		100.91				100.91
3601 WORKERS COMP - CERTIFICATED						
01-0053-0-3601-1150-1000-002-10002	INSTR	2,013.63				2,013.63
*Zediker, DarbiLCA		2,013.63				
01-0053-0-3601-1150-1000-004-10002	INSTR	2,096.15				2,096.15
*Sandahl, Elizabet		2,096.15				
TOTAL:		4,109.78				4,109.78

FUND :01 GENERAL FUND RESOURCE:0053 ADDL 15% CONCENTRATION

	FUNCTION	2026-2027 BUDGETDEV BUDGET	2026-2027 YTD ACTUAL	2026-2027 YTD ENCUMBER	CALC: 2+3 2026-2027 TOTAL	CALC: 1-4 2026-2027 REMAINING BUDGET
TOTAL: 3xxx		77,618.99				77,618.99
5710 TRANSFERS OF DIRECT COSTS						
01-0053-0-5710-1150-1000-000-00000	INSTR	4,517.99-				4,517.99-
to 0000		4,517.99-				
TOTAL:		4,517.99-				4,517.99-
TOTAL: 5xxx		4,517.99-				4,517.99-
*SUB-TOTAL:1000-5999		274,917.00				274,917.00

FUND :01 GENERAL FUND RESOURCE:0156 INST MAT RELGNMNT IMFRP (7156)

	FUNCTION	2026-2027 BUDGETDEV BUDGET	2026-2027 YTD ACTUAL	2026-2027 YTD ENCUMBER	CALC: 2+3 2026-2027 TOTAL	CALC: 1-4 2026-2027 REMAINING BUDGET
8980 CONTRIBUTIONS FR UNRESTR REV						
01-0156-0-8980-0000-0000-000-00000	REV/BAL	25,000.00				25,000.00
CURRICULUM FUNDING		25,000.00				
TOTAL:		25,000.00				25,000.00
TOTAL: 8xxx		25,000.00				25,000.00
4100 APPRVD TEXTBKS/CORE CURRICULA						
01-0156-0-4100-1150-1000-000-00000	INSTR	25,000.00				25,000.00
CURRICULUM		25,000.00				
TOTAL:		25,000.00				25,000.00
TOTAL: 4xxx		25,000.00				25,000.00
*SUB-TOTAL:1000-5999		25,000.00				25,000.00

FUND :01 GENERAL FUND RESOURCE:0230 TRANSPORTATION-HOME TO SCHOOL

	FUNCTION	2026-2027 BUDGETDEV BUDGET	2026-2027 YTD ACTUAL	2026-2027 YTD ENCUMBER	CALC: 2+3 2026-2027 TOTAL	CALC: 1-4 2026-2027 REMAINING BUDGET
8980 CONTRIBUTIONS FR UNRESTR REV						
01-0230-0-8980-0000-0000-000-00000	REV/BAL	460,000.00				460,000.00
TRANSPORTATION ALLOC		407,399.34				
additional transportation $		52,600.66				
TOTAL:		460,000.00				460,000.00
TOTAL: 8xxx		460,000.00				460,000.00
5100 SUBAGREEMENTS FOR SERVICES						
01-0230-0-5100-0000-3600-000-00000	PUP TRA	250,000.00				250,000.00
EVANS TRANS-MAIN CONTRACT		250,000.00				
TOTAL:		250,000.00				250,000.00
5800 PROFES'L/CONSULTG SVCS/OP EXP						
01-0230-0-5800-0000-3600-000-00000	PUP TRA	210,000.00				210,000.00
EVANS TRANS- FIELD TRIPS		210,000.00				
TOTAL:		210,000.00				210,000.00
TOTAL: 5xxx		460,000.00				460,000.00
*SUB-TOTAL:1000-5999		460,000.00				460,000.00

FUND :01 GENERAL FUND RESOURCE:1100 STATE LOTTERY

	FUNCTION	2026-2027 BUDGETDEV BUDGET	2026-2027 YTD ACTUAL	2026-2027 YTD ENCUMBER	CALC: 2+3 2026-2027 TOTAL	CALC: 1-4 2026-2027 REMAINING BUDGET
8560 STATE LOTTERY REVENUE						
01-1100-0-8560-0000-0000-000-00000	REV/BAL	153,930.40				153,930.40
STATE LOTTERY REVENUE		153,930.40				
TOTAL:		153,930.40				153,930.40
TOTAL: 8xxx		153,930.40				153,930.40
4200 BOOKS AND REFERENCE MATERIALS						
01-1100-0-4200-1150-2420-000-00000	INSTMED	1,000.00				1,000.00
LIBRARY BOOKS		1,000.00				
TOTAL:		1,000.00				1,000.00
4300 SUPPLIES						
01-1100-0-4300-1150-1000-000-00000	INSTR	1,000.00				1,000.00
DISTRICT WIDE SUPPLIES		1,000.00				
01-1100-0-4300-1150-1000-002-00000	INSTR	1,000.00				1,000.00
EVG SITE SUPPLIES		1,000.00				
01-1100-0-4300-1150-1000-002-01016	INSTR	600.00				600.00
Heller, Katie		600.00				
01-1100-0-4300-1150-1000-002-01104	INSTR	600.00				600.00
Leyva, Adrainna		600.00				
01-1100-0-4300-1150-1000-002-01105	INSTR	600.00				600.00
Kassandra Kendall		600.00				
01-1100-0-4300-1150-1000-002-01106	INSTR	600.00				600.00
Graves, Jaime		600.00				
01-1100-0-4300-1150-1000-002-01109	INSTR	600.00				600.00
Lisk, Danielle		600.00				
01-1100-0-4300-1150-1000-002-01113	INSTR	600.00				600.00
Vacancy		600.00				
01-1100-0-4300-1150-1000-002-01116	INSTR	600.00				600.00
Vacancy		600.00				
01-1100-0-4300-1150-1000-002-01121	INSTR	600.00				600.00
Betts, Alaina		600.00				
01-1100-0-4300-1150-1000-002-01123	INSTR	600.00				600.00
Gliatto, Scott		600.00				
01-1100-0-4300-1150-1000-002-01126	INSTR	600.00				600.00
Zediker, Darbi		600.00				
01-1100-0-4300-1150-1000-002-01136	INSTR	600.00				600.00
Stacher, Katie		600.00				
01-1100-0-4300-1150-1000-002-01141	INSTR	600.00				600.00
Jenner, Jenny		600.00				
01-1100-0-4300-1150-1000-002-01157	INSTR	600.00				600.00
Yandell, Sandy		600.00				
01-1100-0-4300-1150-1000-002-01159	INSTR	600.00				600.00
Hale, Michelle		600.00				
01-1100-0-4300-1150-1000-002-01162	INSTR	600.00				600.00
Franklin, Jessica		600.00				
01-1100-0-4300-1150-1000-002-01164	INSTR	600.00				600.00
Casey, Lauren		600.00				
01-1100-0-4300-1150-1000-002-01184	INSTR	600.00				600.00

FUND :01 GENERAL FUND RESOURCE:1100 STATE LOTTERY

	FUNCTION	2026-2027 BUDGETDEV BUDGET	2026-2027 YTD ACTUAL	2026-2027 YTD ENCUMBER	CALC: 2+3 2026-2027 TOTAL	CALC: 1-4 2026-2027 REMAINING BUDGET
McKay, Tammy (Renee)		600.00				
01-1100-0-4300-1150-1000-002-01187	INSTR	600.00				600.00
Shelby, Karla		600.00				
01-1100-0-4300-1150-1000-002-01191	INSTR	600.00				600.00
Clayton, Erin		600.00				
01-1100-0-4300-1150-1000-002-06046	INSTR	600.00				600.00
Horvath, Cheryl		600.00				
01-1100-0-4300-1150-1000-003-00000	INSTR	1,000.00				1,000.00
GOLD ST SITE SUPPLIES		1,000.00				
01-1100-0-4300-1150-1000-003-01003	INSTR	600.00				600.00
Colburn, Kayla		600.00				
01-1100-0-4300-1150-1000-003-01004	INSTR	600.00				600.00
Dickson, Hunter		600.00				
01-1100-0-4300-1150-1000-003-01006	INSTR	600.00				600.00
Martin, Lindsay		600.00				
01-1100-0-4300-1150-1000-003-01008	INSTR	600.00				600.00
Delgado, Heather		600.00				
01-1100-0-4300-1150-1000-003-01100	INSTR	600.00				600.00
West, Jennifer		600.00				
01-1100-0-4300-1150-1000-003-01102	INSTR	600.00				600.00
Harris, Katie		600.00				
01-1100-0-4300-1150-1000-003-01107	INSTR	600.00				600.00
Mitrovich, Sarah		600.00				
01-1100-0-4300-1150-1000-003-01200	INSTR	600.00				600.00
Freitas, Mary		600.00				
01-1100-0-4300-1150-1000-003-01260	INSTR	600.00				600.00
McNames, Katie		600.00				
01-1100-0-4300-1150-1000-003-01265	INSTR	600.00				600.00
Fitzpatrick, Debbie		600.00				
01-1100-0-4300-1150-1000-004-00000	INSTR	1,000.00				1,000.00
JSS SITE SUPPLIES		1,000.00				
01-1100-0-4300-1150-1000-004-01103	INSTR	600.00				600.00
Mendenhall, Simon		600.00				
01-1100-0-4300-1150-1000-004-01108	INSTR	600.00				600.00
Vacancy		600.00				
01-1100-0-4300-1150-1000-004-01110	INSTR	600.00				600.00
Wheeler, Kim		600.00				
01-1100-0-4300-1150-1000-004-01115	INSTR	600.00				600.00
Vacancy		600.00				
01-1100-0-4300-1150-1000-004-01118	INSTR	600.00				600.00
Vacancy		600.00				
01-1100-0-4300-1150-1000-004-01119	INSTR	600.00				600.00
Perham, Jennifer		600.00				
01-1100-0-4300-1150-1000-004-01129	INSTR	600.00				600.00
Anderson, Hillary		600.00				
01-1100-0-4300-1150-1000-004-01132	INSTR	600.00				600.00
Justice, Tracy		600.00				
01-1100-0-4300-1150-1000-004-01137	INSTR	600.00				600.00
Hale, Michael		600.00				
01-1100-0-4300-1150-1000-004-01139	INSTR	600.00				600.00

FUND :01 GENERAL FUND RESOURCE:1100 STATE LOTTERY

	FUNCTION	2026-2027 BUDGETDEV BUDGET	2026-2027 YTD ACTUAL	2026-2027 YTD ENCUMBER	CALC: 2+3 2026-2027 TOTAL	CALC: 1-4 2026-2027 REMAINING BUDGET
Vacancy		600.00				
01-1100-0-4300-1150-1000-004-01143	INSTR	600.00				600.00
Edmiston, Mike		600.00				
01-1100-0-4300-1150-1000-004-01151	INSTR	600.00				600.00
Sarti, Donya		600.00				
01-1100-0-4300-1150-1000-004-01152	INSTR	600.00				600.00
Vacancy		600.00				
01-1100-0-4300-1150-1000-004-01163	INSTR	600.00				600.00
Stewart, Samuel		600.00				
01-1100-0-4300-1150-1000-004-01180	INSTR	600.00				600.00
Reusze, Sharron		600.00				
01-1100-0-4300-1150-1000-004-01181	INSTR	600.00				600.00
Sandahl, Elizabeth		600.00				
01-1100-0-4300-1150-1000-004-01182	INSTR	600.00				600.00
Solano, Julie		600.00				
01-1100-0-4300-1150-1000-004-01185	INSTR	600.00				600.00
Carter, Cece		600.00				
01-1100-0-4300-1150-1000-004-01189	INSTR	600.00				600.00
Young, Kathryn		600.00				
01-1100-0-4300-1150-1000-004-01220	INSTR	600.00				600.00
McKee, Aiden		600.00				
01-1100-0-4300-1150-1000-004-08086	INSTR	2,000.00				2,000.00
MUSIC Supplies		2,000.00				
01-1100-0-4300-1150-1000-004-09093	INSTR	2,000.00				2,000.00
Theatre Supplies		2,000.00				
TOTAL:		38,000.00				38,000.00
4400 NON-CAPITALIZED EQUIP.						
01-1100-0-4400-1150-1000-002-02460	INSTR	5,100.00				5,100.00
SMARTBOARDS-EVG		5,100.00				
01-1100-0-4400-1150-1000-003-02460	INSTR	5,100.00				5,100.00
SMARTBOARDS-GSS		5,100.00				
01-1100-0-4400-1150-1000-004-02460	INSTR	3,800.00				3,800.00
SMARTBOARDS-JSS		3,800.00				
TOTAL:		14,000.00				14,000.00
TOTAL: 4xxx		53,000.00				53,000.00
5600 RENTALS, LEASES & REPAIRS,N.C.						
01-1100-0-5600-1150-1000-004-08086	INSTR	2,500.00				2,500.00
MUSIC INSTRUMENT REPAIRS		2,500.00				
TOTAL:		2,500.00				2,500.00
5710 TRANSFERS OF DIRECT COSTS						
01-1100-0-5710-1150-1000-000-00000	INSTR	4,144.02				4,144.02
EXPENSES 0000 TO 1100		4,144.02				
TOTAL:		4,144.02				4,144.02
5800 PROFES'L/CONSULTG SVCS/OP EXP						
01-1100-0-5800-1150-1000-000-00000	INSTR	23,148.08				23,148.08

FUND :01 GENERAL FUND RESOURCE:1100 STATE LOTTERY

	FUNCTION	2026-2027 BUDGETDEV BUDGET	2026-2027 YTD ACTUAL	2026-2027 YTD ENCUMBER	CALC: 2+3 2026-2027 TOTAL	CALC: 1-4 2026-2027 REMAINING BUDGET
ESGI		23,148.08				
01-1100-0-5800-1150-1000-000-02420	INSTR	200.00				200.00
OVERDRIVE		200.00				
01-1100-0-5800-1150-1000-002-00000	INSTR	3,150.00				3,150.00
3P LEARNING- READING EGGS		3,150.00				
01-1100-0-5800-1150-1000-003-00000	INSTR	5,724.00				5,724.00
GSS ESGI ASSMENT		5,724.00				
01-1100-0-5800-1150-1000-004-00000	INSTR	10,054.10				10,054.10
CENGAGE- BIG IDEAS MATH		10,054.10				
01-1100-0-5800-1150-1000-004-01138	INSTR	1,350.00				1,350.00
PLATFORM ATHLETICS		1,350.00				
01-1100-0-5800-1150-1000-004-10001	INSTR	50,659.20				50,659.20
CURR ASSOCIATES		50,659.20				
TOTAL:		94,285.38				94,285.38
TOTAL: 5xxx		100,929.40				100,929.40
*SUB-TOTAL:1000-5999		153,929.40				153,929.40
7310 TRANSFERS OF INDIRECT COSTS						
01-1100-0-7310-0000-7210-000-00000	COST TR	1.00				1.00
5.91% INDIRECT COST RATE		1.00				
TOTAL:		1.00				1.00
TOTAL: 7xxx		1.00				1.00
*SUB-TOTAL:1000-7999		153,930.40				153,930.40

FUND :01 GENERAL FUND RESOURCE:1400 EDUCATION PROTECTION ACCOUNT

	FUNCTION	2026-2027 BUDGETDEV BUDGET	2026-2027 YTD ACTUAL	2026-2027 YTD ENCUMBER	CALC: 2+3 2026-2027 TOTAL	CALC: 1-4 2026-2027 REMAINING BUDGET
8012 EPA REVENUE						
01-1400-0-8012-0000-0000-000-00000	REV/BAL	2,093,057.00				2,093,057.00
EPA REVENUE		2,093,057.00				
TOTAL:		2,093,057.00				2,093,057.00
TOTAL: 8xxx		2,093,057.00				2,093,057.00
1100 CERTIFICATED TEACHERS SALARIES						
01-1400-0-1100-1150-1000-002-00000	INSTR	97,549.34				97,549.34
Clayton, Erin		95,732.00				
Lead Teacher- Evergreen		1,817.34				
01-1400-0-1100-1150-1000-002-10002	INSTR	472,820.00				472,820.00
Hale, MichelleLCAP 1.2		83,546.00				
Hanna, VeronicaLCAP 1.2		104,986.00				
Kendall, KassandraLCAP 1.2		61,449.00				
Leyva, AdriannaLCAP 1.2		75,338.00				
Shelby, KarlaLCAP 1.2		81,546.00				
Stacher, KatieLCAP 1.2		65,955.00				
01-1400-0-1100-1150-1000-003-00000	INSTR	1,817.34				1,817.34
Lead Teacher- Gold		1,817.34				
01-1400-0-1100-1150-1000-003-10002	INSTR	167,211.00				167,211.00
Dickson, HunterLCAP 1.2		68,329.00				
Harris, KatieLCAP 1.2		98,882.00				
01-1400-0-1100-1150-1000-004-10002	INSTR	193,608.00				193,608.00
Carter, CeceLCAP 1.2		98,882.00				
Reusze, SharronLCAP 1.2		94,726.00				
TOTAL:		933,005.68				933,005.68
TOTAL: 1xxx		933,005.68				933,005.68
3101 STRS CERTIFICATED						
01-1400-0-3101-1150-1000-002-00000	INSTR	18,631.92				18,631.92
*Clayton, Erin		18,284.81				
*Lead Teacher- Eve		347.11				
01-1400-0-3101-1150-1000-002-10002	INSTR	90,308.64				90,308.64
*Hale, MichelleLCA		15,957.29				
*Hanna, VeronicaLC		20,052.33				
*Kendall, Kassandr		11,736.76				
*Leyva, AdriannaLC		14,389.56				
*Shelby, KarlaLCAP		15,575.29				
*Stacher, KatieLCA		12,597.41				
01-1400-0-3101-1150-1000-003-00000	INSTR	347.11				347.11
*Lead Teacher- Gol		347.11				
01-1400-0-3101-1150-1000-003-10002	INSTR	31,937.30				31,937.30
*Dickson, HunterLC		13,050.84				
*Harris, KatieLCAP		18,886.46				
01-1400-0-3101-1150-1000-004-10002	INSTR	36,979.13				36,979.13
*Carter, CeceLCAP		18,886.46				
*Reusze, SharronLC		18,092.67				
TOTAL:		178,204.10				178,204.10
3311 MEDICARE - CERTIFICATED						

FUND :01 GENERAL FUND RESOURCE:1400 EDUCATION PROTECTION ACCOUNT

	FUNCTION	2026-2027 BUDGETDEV BUDGET	2026-2027 YTD ACTUAL	2026-2027 YTD ENCUMBER	CALC: 2+3 2026-2027 TOTAL	CALC: 1-4 2026-2027 REMAINING BUDGET
01-1400-0-3311-1150-1000-002-00000	INSTR	1,414.46				1,414.46
*Clayton, Erin		1,388.11				
*Lead Teacher- Eve		26.35				
01-1400-0-3311-1150-1000-002-10002	INSTR	6,855.90				6,855.90
*Hale, MichelleLCA		1,211.42				
*Hanna, VeronicaLC		1,522.30				
*Kendall, Kassandr		891.01				
*Leyva, AdriannaLC		1,092.40				
*Shelby, KarlaLCAP		1,182.42				
*Stacher, KatieLCA		956.35				
01-1400-0-3311-1150-1000-003-00000	INSTR	26.35				26.35
*Lead Teacher- Gol		26.35				
01-1400-0-3311-1150-1000-003-10002	INSTR	2,424.56				2,424.56
*Dickson, HunterLC		990.77				
*Harris, KatieLCAP		1,433.79				
01-1400-0-3311-1150-1000-004-10002	INSTR	2,807.32				2,807.32
*Carter, CeceLCAP		1,433.79				
*Reusze, SharronLC		1,373.53				
TOTAL:		13,528.59				13,528.59
3401 HEALTH & WELFARE CERTIFICATED						
01-1400-0-3401-1150-1000-002-00000	INSTR	16,863.72				16,863.72
Clayton, Erin,H&W		16,863.72				
01-1400-0-3401-1150-1000-002-10002	INSTR	84,601.92				84,601.92
Hale, Michelle,H&W		13,133.40				
Hanna, Veronica,H&W		18,801.72				
Kendall, Kassandra,H&W		13,200.00				
Leyva, Adrianna,H&W		13,200.00				
Shelby, Karla,H&W		13,133.40				
Stacher, Katie,H&W		13,133.40				
01-1400-0-3401-1150-1000-003-10002	INSTR	26,400.00				26,400.00
Dickson, Hunter,H&W		13,200.00				
Harris, Katie,H&W		13,200.00				
01-1400-0-3401-1150-1000-004-10002	INSTR	28,856.64				28,856.64
Carter, Cece,H&W		15,723.24				
Reusze, Sharron,H&W		13,133.40				
TOTAL:		156,722.28				156,722.28
3501 UNEMPLOYMENT - CERTIFICATED						
01-1400-0-3501-1150-1000-002-00000	INSTR	48.78				48.78
*Clayton, Erin		47.87				
*Lead Teacher- Eve		0.91				
01-1400-0-3501-1150-1000-002-10002	INSTR	236.40				236.40
*Hale, MichelleLCA		41.77				
*Hanna, VeronicaLC		52.49				
*Kendall, Kassandr		30.72				
*Leyva, AdriannaLC		37.67				
*Shelby, KarlaLCAP		40.77				
*Stacher, KatieLCA		32.98				
01-1400-0-3501-1150-1000-003-00000	INSTR	0.91				0.91

FUND :01 GENERAL FUND RESOURCE:1400 EDUCATION PROTECTION ACCOUNT

	FUNCTION	2026-2027 BUDGETDEV BUDGET	2026-2027 YTD ACTUAL	2026-2027 YTD ENCUMBER	CALC: 2+3 2026-2027 TOTAL	CALC: 1-4 2026-2027 REMAINING BUDGET
*Lead Teacher- Gol		0.91				
01-1400-0-3501-1150-1000-003-10002	INSTR	83.60				83.60
*Dickson, HunterLC		34.16				
*Harris, KatieLCAP		49.44				
01-1400-0-3501-1150-1000-004-10002	INSTR	96.80				96.80
*Carter, CeceLCAP		49.44				
*Reusze, SharronLC		47.36				
TOTAL:		466.49				466.49
3601 WORKERS COMP - CERTIFICATED						
01-1400-0-3601-1150-1000-002-00000	INSTR	1,986.50				1,986.50
*Clayton, Erin		1,949.49				
*Lead Teacher- Eve		37.01				
01-1400-0-3601-1150-1000-002-10002	INSTR	9,628.50				9,628.50
*Hale, MichelleLCA		1,701.33				
*Hanna, VeronicaLC		2,137.93				
*Kendall, Kassandr		1,251.35				
*Leyva, AdriannaLC		1,534.18				
*Shelby, KarlaLCAP		1,660.60				
*Stacher, KatieLCA		1,343.11				
01-1400-0-3601-1150-1000-003-00000	INSTR	37.01				37.01
*Lead Teacher- Gol		37.01				
01-1400-0-3601-1150-1000-003-10002	INSTR	3,405.08				3,405.08
*Dickson, HunterLC		1,391.45				
*Harris, KatieLCAP		2,013.63				
01-1400-0-3601-1150-1000-004-10002	INSTR	3,942.63				3,942.63
*Carter, CeceLCAP		2,013.63				
*Reusze, SharronLC		1,929.00				
TOTAL:		18,999.72				18,999.72
TOTAL: 3xxx		367,921.18				367,921.18
5710 TRANSFERS OF DIRECT COSTS						
01-1400-0-5710-1150-1000-000-00000	INSTR	792,130.14				792,130.14
EXPENSES 1400 to 0000		792,130.14				
TOTAL:		792,130.14				792,130.14
TOTAL: 5xxx		792,130.14				792,130.14
*SUB-TOTAL:1000-5999		2,093,057.00				2,093,057.00

FUND :01 GENERAL FUND RESOURCE:2600 EXPAND LEARN OPPORT PROG

	FUNCTION	2026-2027 BUDGETDEV BUDGET	2026-2027 YTD ACTUAL	2026-2027 YTD ENCUMBER	CALC: 2+3 2026-2027 TOTAL	CALC: 1-4 2026-2027 REMAINING BUDGET
8590 ALL OTHER STATE REVENUES						
01-2600-0-8590-0000-0000-000-00000	REV/BAL	1,251,639.00				1,251,639.00
ELOP Revenue		1,251,639.00				
TOTAL:		1,251,639.00				1,251,639.00
8990 CONTRIBUTIONS FROM REST REV						
01-2600-0-8990-0000-0000-000-00000	REV/BAL	476,832.84-				476,832.84-
TO RS 6010		476,832.84-				
TOTAL:		476,832.84-				476,832.84-
TOTAL: 8xxx		774,806.16				774,806.16
1100 CERTIFICATED TEACHERS SALARIES						
01-2600-0-1100-1150-1000-000-00000	INSTR	175,000.00				175,000.00
ELOP SSC Certif		175,000.00				
01-2600-0-1100-1150-1000-002-00000	INSTR	15,000.00				15,000.00
ELOP Ext Learn-EVG		15,000.00				
01-2600-0-1100-1150-1000-003-00000	INSTR	10,000.00				10,000.00
ELOP Ext Learn-GSS		10,000.00				
01-2600-0-1100-1150-1000-004-00000	INSTR	15,000.00				15,000.00
ELOP Ext Learn-JSS		15,000.00				
TOTAL:		215,000.00				215,000.00
1300 CERTIFICATED SUPERV & ADM SAL						
01-2600-0-1300-0000-2700-000-00000	SCH ADM	45,000.00				45,000.00
StudentSuccessClubAdmin		45,000.00				
TOTAL:		45,000.00				45,000.00
TOTAL: 1xxx		260,000.00				260,000.00
2100 INSTRUCTIONAL AIDE SALARIES						
01-2600-0-2100-1150-1000-000-00000	INSTR	100,000.00				100,000.00
ELOP SSC Classified		100,000.00				
TOTAL:		100,000.00				100,000.00
2170 INSTRUCTIONAL AIDE SUBSTITUTE						
01-2600-0-2170-1150-1000-000-00000	INSTR	10,000.00				10,000.00
ELOP SSC Class Sub		10,000.00				
TOTAL:		10,000.00				10,000.00
2200 CLASSIFIED SUPPORT SALARIES						
01-2600-0-2200-0000-3700-000-00000	FOODSER	22,500.00				22,500.00
ELOP SSC Food Serv		22,500.00				
01-2600-0-2200-0000-8200-000-00000	OPER	15,000.00				15,000.00
ELOP SSC Janitorial		15,000.00				
TOTAL:		37,500.00				37,500.00
2300 CLASSIFIED SUPERV & ADMIN SAL						
01-2600-0-2300-0000-2460-000-00000	TECHNLG	25,000.00				25,000.00
ELOP SSC IT Supprt		25,000.00				

FUND :01 GENERAL FUND RESOURCE:2600 EXPAND LEARN OPPORT PROG

	FUNCTION	2026-2027 BUDGETDEV BUDGET	2026-2027 YTD ACTUAL	2026-2027 YTD ENCUMBER	CALC: 2+3 2026-2027 TOTAL	CALC: 1-4 2026-2027 REMAINING BUDGET
01-2600-0-2300-0000-3700-000-00000	FOODSER	5,000.00				5,000.00
ELOP SSC Food Suprv		5,000.00				
TOTAL:		30,000.00				30,000.00
2400 CLERICAL/TECHNICAL/OFFICE SAL						
01-2600-0-2400-0000-2700-000-00000	SCH ADM	25,000.00				25,000.00
ELOP SSC Secretary		25,000.00				
TOTAL:		25,000.00				25,000.00
TOTAL: 2xxx		202,500.00				202,500.00
3101 STRS CERTIFICATED						
01-2600-0-3101-0000-2700-000-00000	SCH ADM	8,595.00				8,595.00
*StudentSuccessClu		8,595.00				
01-2600-0-3101-1150-1000-000-00000	INSTR	33,425.00				33,425.00
*ELOP SSC Certif		33,425.00				
01-2600-0-3101-1150-1000-002-00000	INSTR	2,865.00				2,865.00
*ELOP Ext Learn-EV		2,865.00				
01-2600-0-3101-1150-1000-003-00000	INSTR	1,910.00				1,910.00
*ELOP Ext Learn-GS		1,910.00				
01-2600-0-3101-1150-1000-004-00000	INSTR	2,865.00				2,865.00
*ELOP Ext Learn-JS		2,865.00				
TOTAL:		49,660.00				49,660.00
3202 PERS CLASSIFIED						
01-2600-0-3202-0000-2460-000-00000	TECHNLG	6,702.50				6,702.50
*ELOP SSC IT Suppr		6,702.50				
01-2600-0-3202-0000-2700-000-00000	SCH ADM	6,702.50				6,702.50
*ELOP SSC Secretar		6,702.50				
01-2600-0-3202-0000-3700-000-00000	FOODSER	7,372.75				7,372.75
*ELOP SSC Food Ser		6,032.25				
*ELOP SSC Food Sup		1,340.50				
01-2600-0-3202-0000-8200-000-00000	OPER	4,021.50				4,021.50
*ELOP SSC Janitori		4,021.50				
01-2600-0-3202-1150-1000-000-00000	INSTR	29,491.00				29,491.00
*ELOP SSC Class Su		2,681.00				
*ELOP SSC Classifi		26,810.00				
TOTAL:		54,290.25				54,290.25
3302 SOCIAL SECURITY CLASSIFIED						
01-2600-0-3302-0000-2460-000-00000	TECHNLG	1,550.00				1,550.00
*ELOP SSC IT Suppr		1,550.00				
01-2600-0-3302-0000-2700-000-00000	SCH ADM	1,550.00				1,550.00
*ELOP SSC Secretar		1,550.00				
01-2600-0-3302-0000-3700-000-00000	FOODSER	1,705.00				1,705.00
*ELOP SSC Food Ser		1,395.00				
*ELOP SSC Food Sup		310.00				
01-2600-0-3302-0000-8200-000-00000	OPER	930.00				930.00
*ELOP SSC Janitori		930.00				
01-2600-0-3302-1150-1000-000-00000	INSTR	6,820.00				6,820.00

FUND :01 GENERAL FUND RESOURCE:2600 EXPAND LEARN OPPORT PROG

	FUNCTION	2026-2027 BUDGETDEV BUDGET	2026-2027 YTD ACTUAL	2026-2027 YTD ENCUMBER	CALC: 2+3 2026-2027 TOTAL	CALC: 1-4 2026-2027 REMAINING BUDGET
*ELOP SSC Class Su		620.00				
*ELOP SSC Classifi		6,200.00				
TOTAL:		12,555.00				12,555.00
3311 MEDICARE - CERTIFICATED						
01-2600-0-3311-0000-2700-000-00000	SCH ADM	652.50				652.50
*StudentSuccessClu		652.50				
01-2600-0-3311-1150-1000-000-00000	INSTR	2,537.50				2,537.50
*ELOP SSC Certif		2,537.50				
01-2600-0-3311-1150-1000-002-00000	INSTR	217.50				217.50
*ELOP Ext Learn-EV		217.50				
01-2600-0-3311-1150-1000-003-00000	INSTR	145.00				145.00
*ELOP Ext Learn-GS		145.00				
01-2600-0-3311-1150-1000-004-00000	INSTR	217.50				217.50
*ELOP Ext Learn-JS		217.50				
TOTAL:		3,770.00				3,770.00
3312 MEDICARE - CLASSIFIED						
01-2600-0-3312-0000-2460-000-00000	TECHNLG	362.50				362.50
*ELOP SSC IT Suppr		362.50				
01-2600-0-3312-0000-2700-000-00000	SCH ADM	362.50				362.50
*ELOP SSC Secretar		362.50				
01-2600-0-3312-0000-3700-000-00000	FOODSER	398.75				398.75
*ELOP SSC Food Ser		326.25				
*ELOP SSC Food Sup		72.50				
01-2600-0-3312-0000-8200-000-00000	OPER	217.50				217.50
*ELOP SSC Janitori		217.50				
01-2600-0-3312-1150-1000-000-00000	INSTR	1,595.00				1,595.00
*ELOP SSC Class Su		145.00				
*ELOP SSC Classifi		1,450.00				
TOTAL:		2,936.25				2,936.25
3501 UNEMPLOYMENT - CERTIFICATED						
01-2600-0-3501-0000-2700-000-00000	SCH ADM	22.50				22.50
*StudentSuccessClu		22.50				
01-2600-0-3501-1150-1000-000-00000	INSTR	87.50				87.50
*ELOP SSC Certif		87.50				
01-2600-0-3501-1150-1000-002-00000	INSTR	7.50				7.50
*ELOP Ext Learn-EV		7.50				
01-2600-0-3501-1150-1000-003-00000	INSTR	5.00				5.00
*ELOP Ext Learn-GS		5.00				
01-2600-0-3501-1150-1000-004-00000	INSTR	7.50				7.50
*ELOP Ext Learn-JS		7.50				
TOTAL:		130.00				130.00
3502 UNEMPLOYMENT - CLASSIFIED						
01-2600-0-3502-0000-2460-000-00000	TECHNLG	12.50				12.50
*ELOP SSC IT Suppr		12.50				
01-2600-0-3502-0000-2700-000-00000	SCH ADM	12.50				12.50
*ELOP SSC Secretar		12.50				

FUND :01 GENERAL FUND RESOURCE:2600 EXPAND LEARN OPPORT PROG

	FUNCTION	2026-2027 BUDGETDEV BUDGET	2026-2027 YTD ACTUAL	2026-2027 YTD ENCUMBER	CALC: 2+3 2026-2027 TOTAL	CALC: 1-4 2026-2027 REMAINING BUDGET
01-2600-0-3502-0000-3700-000-00000	FOODSER	13.75				13.75
*ELOP SSC Food Ser		11.25				
*ELOP SSC Food Sup		2.50				
01-2600-0-3502-0000-8200-000-00000	OPER	7.50				7.50
*ELOP SSC Janitori		7.50				
01-2600-0-3502-1150-1000-000-00000	INSTR	55.00				55.00
*ELOP SSC Class Su		5.00				
*ELOP SSC Classifi		50.00				
TOTAL:		101.25				101.25
3601 WORKERS COMP - CERTIFICATED						
01-2600-0-3601-0000-2700-000-00000	SCH ADM	916.38				916.38
*StudentSuccessClu		916.38				
01-2600-0-3601-1150-1000-000-00000	INSTR	3,563.70				3,563.70
*ELOP SSC Certif		3,563.70				
01-2600-0-3601-1150-1000-002-00000	INSTR	305.46				305.46
*ELOP Ext Learn-EV		305.46				
01-2600-0-3601-1150-1000-003-00000	INSTR	203.64				203.64
*ELOP Ext Learn-GS		203.64				
01-2600-0-3601-1150-1000-004-00000	INSTR	305.46				305.46
*ELOP Ext Learn-JS		305.46				
TOTAL:		5,294.64				5,294.64
3602 WORKERS COMP - CLASSIFIED						
01-2600-0-3602-0000-2460-000-00000	TECHNLG	509.10				509.10
*ELOP SSC IT Suppr		509.10				
01-2600-0-3602-0000-2700-000-00000	SCH ADM	509.10				509.10
*ELOP SSC Secretar		509.10				
01-2600-0-3602-0000-3700-000-00000	FOODSER	560.01				560.01
*ELOP SSC Food Ser		458.19				
*ELOP SSC Food Sup		101.82				
01-2600-0-3602-0000-8200-000-00000	OPER	305.46				305.46
*ELOP SSC Janitori		305.46				
01-2600-0-3602-1150-1000-000-00000	INSTR	2,240.04				2,240.04
*ELOP SSC Class Su		203.64				
*ELOP SSC Classifi		2,036.40				
TOTAL:		4,123.71				4,123.71
TOTAL: 3xxx		132,861.10				132,861.10
4300 SUPPLIES						
01-2600-0-4300-0000-2460-000-00000	TECHNLG	1,000.00				1,000.00
ESPORT BUDGET		1,000.00				
01-2600-0-4300-1150-1000-000-00000	INSTR	10,000.00				10,000.00
ELOP SUPPLY BUDGET		10,000.00				
01-2600-0-4300-1150-1000-000-06010	INSTR	11,000.00				11,000.00
EPIC WINTER CAMP		10,000.00				
YMCA- EWC		1,000.00				
01-2600-0-4300-1150-4200-002-00506	SCH ATH	500.00				500.00
INTRAMURAL SPORTS		500.00				

FUND :01 GENERAL FUND RESOURCE:2600 EXPAND LEARN OPPORT PROG

	FUNCTION	2026-2027 BUDGETDEV BUDGET	2026-2027 YTD ACTUAL	2026-2027 YTD ENCUMBER	CALC: 2+3 2026-2027 TOTAL	CALC: 1-4 2026-2027 REMAINING BUDGET
01-2600-0-4300-1150-4200-004-00506	SCH ATH	500.00				500.00
INTRAMURAL SPORTS		500.00				
TOTAL:		23,000.00				23,000.00
4341 GAS, OIL LUBE, ETC						
01-2600-0-4341-1150-1000-000-00000	INSTR	1,500.00				1,500.00
GAS, OIL LUBE, ETC		1,500.00				
TOTAL:		1,500.00				1,500.00
TOTAL: 4xxx		24,500.00				24,500.00
5600 RENTALS, LEASES & REPAIRS,N.C.						
01-2600-0-5600-1150-1000-000-00000	INSTR	500.00				500.00
CABANA- SSC WATERPARK		500.00				
01-2600-0-5600-1150-1000-000-06010	INSTR	5,690.00				5,690.00
JONS PARTY RENTAL-EWC		690.00				
YMCA- EWC		5,000.00				
TOTAL:		6,190.00				6,190.00
5800 PROFES'L/CONSULTG SVCS/OP EXP						
01-2600-0-5800-1150-1000-000-00000	INSTR	45,000.00				45,000.00
BALANCE		50,000.00-				
BELLA ART WORKS		1,000.00				
DELBERT LEE MAGIC		2,700.00				
ELITE GAMING LIVE- ESPORTS		11,050.00				
EVANS TRANS- SSC		60,000.00				
LAKE SHASTA CAVERNS		2,200.00				
MISC		2,250.00				
MT SHASTA CINEMA		5,000.00				
OASIS FUN CENTER		2,200.00				
ROUGE X		1,500.00				
SCIENCE WORKS		1,000.00				
SHOPPE SERENDIPITY		600.00				
WATERWORKS		2,500.00				
YREKA LANES- BOWLING		3,000.00				
01-2600-0-5800-1150-1000-000-06010	INSTR	60,000.00				60,000.00
BALANCE		50,000.00-				
EPIC WINTER CAMP		30,000.00				
YMCA- EWC		80,000.00				
01-2600-0-5800-1150-1000-002-00000	INSTR	5,203.12				5,203.12
IXL LEARNING		5,203.12				
01-2600-0-5800-1150-1000-003-00000	INSTR	5,203.12				5,203.12
IXL LEARNING		5,203.12				
01-2600-0-5800-1150-1000-004-00000	INSTR	2,601.57				2,601.57
IXL LEARNING		2,601.57				
TOTAL:		118,007.81				118,007.81
TOTAL: 5xxx		124,197.81				124,197.81
*SUB-TOTAL:1000-5999		744,058.91				744,058.91
7310 TRANSFERS OF INDIRECT COSTS						

FUND :01 GENERAL FUND RESOURCE:2600 EXPAND LEARN OPPORT PROG

	FUNCTION	2026-2027 BUDGETDEV BUDGET	2026-2027 YTD ACTUAL	2026-2027 YTD ENCUMBER	CALC: 2+3 2026-2027 TOTAL	CALC: 1-4 2026-2027 REMAINING BUDGET
01-2600-0-7310-0000-7210-000-00000	COST TR	30,747.25				30,747.25
5.91% INDIRECT COST RATE		43,973.88				
DETAIL LINE		13,226.63-				
TOTAL:		30,747.25				30,747.25
TOTAL: 7xxx		30,747.25				30,747.25
*SUB-TOTAL:1000-7999		774,806.16				774,806.16

FUND :01 GENERAL FUND RESOURCE:3010 IASA-TL I BSC GR LOW INC/NEGLE

	FUNCTION	2026-2027 BUDGETDEV BUDGET	2026-2027 YTD ACTUAL	2026-2027 YTD ENCUMBER	CALC: 2+3 2026-2027 TOTAL	CALC: 1-4 2026-2027 REMAINING BUDGET
8290 ALL OTHER FEDERAL REVENUES						
01-3010-0-8290-0000-0000-000-00000	REV/BAL	372,901.00				372,901.00
TITLE I		372,901.00				
TOTAL:		372,901.00				372,901.00
8980 CONTRIBUTIONS FR UNRESTR REV						
01-3010-0-8980-0000-0000-000-00000	REV/BAL	26,872.97				26,872.97
FROM 0000		26,872.97				
TOTAL:		26,872.97				26,872.97
8990 CONTRIBUTIONS FROM REST REV						
01-3010-0-8990-0000-0000-000-00000	REV/BAL	27,517.00				27,517.00
FROM 4127		27,517.00				
TOTAL:		27,517.00				27,517.00
TOTAL: 8xxx		427,290.97				427,290.97
2100 INSTRUCTIONAL AIDE SALARIES						
01-3010-0-2100-1150-1000-002-00000	INSTR	81,618.41				81,618.41
Johnson, Misty		29,373.47				
Kwasnikow, Shelina		24,917.05				
Willmett, Jennifer		27,327.89				
01-3010-0-2100-1150-1000-003-00000	INSTR	107,977.60				107,977.60
Juelfs, Randi		26,438.64				
Neely, Sierra		28,508.11				
Rizzardo, Marissa		27,740.76				
Saul, Brittany		25,290.09				
01-3010-0-2100-1150-1000-004-00000	INSTR	79,451.74				79,451.74
Beeson, Elyssa		27,217.15				
Davis, Deedee		26,054.78				
Luquin, Jordan		26,179.81				
TOTAL:		269,047.75				269,047.75
TOTAL: 2xxx		269,047.75				269,047.75
3202 PERS CLASSIFIED						
01-3010-0-3202-1150-1000-002-00000	INSTR	21,881.90				21,881.90
*Johnson, Misty		7,875.03				
*Kwasnikow, Shelin		6,680.26				
*Willmett, Jennife		7,326.61				
01-3010-0-3202-1150-1000-003-00000	INSTR	28,948.79				28,948.79
*Juelfs, Randi		7,088.20				
*Neely, Sierra		7,643.02				
*Rizzardo, Marissa		7,437.30				
*Saul, Brittany		6,780.27				
01-3010-0-3202-1150-1000-004-00000	INSTR	21,301.02				21,301.02
*Beeson, Elyssa		7,296.92				
*Davis, Deedee		6,985.29				
*Luquin, Jordan		7,018.81				
TOTAL:		72,131.71				72,131.71
3302 SOCIAL SECURITY CLASSIFIED						

FUND :01 GENERAL FUND RESOURCE:3010 IASA-TL I BSC GR LOW INC/NEGLE

	FUNCTION	2026-2027 BUDGETDEV BUDGET	2026-2027 YTD ACTUAL	2026-2027 YTD ENCUMBER	CALC: 2+3 2026-2027 TOTAL	CALC: 1-4 2026-2027 REMAINING BUDGET
01-3010-0-3302-1150-1000-002-00000	INSTR	5,060.35				5,060.35
*Johnson, Misty		1,821.16				
*Kwasnikow, Shelin		1,544.86				
*Willmett, Jennife		1,694.33				
01-3010-0-3302-1150-1000-003-00000	INSTR	6,694.62				6,694.62
*Juelfs, Randi		1,639.20				
*Neely, Sierra		1,767.50				
*Rizzardo, Marissa		1,719.93				
*Saul, Brittany		1,567.99				
01-3010-0-3302-1150-1000-004-00000	INSTR	4,926.01				4,926.01
*Beeson, Elyssa		1,687.46				
*Davis, Deedee		1,615.40				
*Luquin, Jordan		1,623.15				
TOTAL:		16,680.98				16,680.98
3312 MEDICARE - CLASSIFIED						
01-3010-0-3312-1150-1000-002-00000	INSTR	1,183.47				1,183.47
*Johnson, Misty		425.92				
*Kwasnikow, Shelin		361.30				
*Willmett, Jennife		396.25				
01-3010-0-3312-1150-1000-003-00000	INSTR	1,565.68				1,565.68
*Juelfs, Randi		383.36				
*Neely, Sierra		413.37				
*Rizzardo, Marissa		402.24				
*Saul, Brittany		366.71				
01-3010-0-3312-1150-1000-004-00000	INSTR	1,152.05				1,152.05
*Beeson, Elyssa		394.65				
*Davis, Deedee		377.79				
*Luquin, Jordan		379.61				
TOTAL:		3,901.20				3,901.20
3402 HEALTH & WELFARE CLASSIFIED						
01-3010-0-3402-1150-1000-002-00000	INSTR	9,900.00				9,900.00
Johnson, Misty,H&W		9,900.00				
01-3010-0-3402-1150-1000-003-00000	INSTR	11,314.29				11,314.29
Neely, Sierra,H&W		11,314.29				
01-3010-0-3402-1150-1000-004-00000	INSTR	8,208.38				8,208.38
Davis, Deedee,H&W		8,208.38				
TOTAL:		29,422.67				29,422.67
3502 UNEMPLOYMENT - CLASSIFIED						
01-3010-0-3502-1150-1000-002-00000	INSTR	40.81				40.81
*Johnson, Misty		14.69				
*Kwasnikow, Shelin		12.46				
*Willmett, Jennife		13.66				
01-3010-0-3502-1150-1000-003-00000	INSTR	53.99				53.99
*Juelfs, Randi		13.22				
*Neely, Sierra		14.25				
*Rizzardo, Marissa		13.87				
*Saul, Brittany		12.65				

FUND :01 GENERAL FUND RESOURCE:3010 IASA-TL I BSC GR LOW INC/NEGLE

	FUNCTION	2026-2027 BUDGETDEV BUDGET	2026-2027 YTD ACTUAL	2026-2027 YTD ENCUMBER	CALC: 2+3 2026-2027 TOTAL	CALC: 1-4 2026-2027 REMAINING BUDGET
01-3010-0-3502-1150-1000-004-00000	INSTR	39.73				39.73
*Beeson, Elyssa		13.61				
*Davis, Deedee		13.03				
*Luquin, Jordan		13.09				
TOTAL:		134.53				134.53
3602 WORKERS COMP - CLASSIFIED						
01-3010-0-3602-1150-1000-002-00000	INSTR	1,662.08				1,662.08
*Johnson, Misty		598.16				
*Kwasnikow, Shelin		507.41				
*Willmett, Jennife		556.51				
01-3010-0-3602-1150-1000-003-00000	INSTR	2,198.86				2,198.86
*Juelfs, Randi		538.40				
*Neely, Sierra		580.54				
*Rizzardo, Marissa		564.91				
*Saul, Brittany		515.01				
01-3010-0-3602-1150-1000-004-00000	INSTR	1,617.96				1,617.96
*Beeson, Elyssa		554.25				
*Davis, Deedee		530.58				
*Luquin, Jordan		533.13				
TOTAL:		5,478.90				5,478.90
TOTAL: 3xxx		127,749.99				127,749.99
5864 CO-OP / SCOE						
01-3010-0-5864-0000-2150-000-00000	SP PR A	6,649.50				6,649.50
SCOE CO-OP		6,649.50				
TOTAL:		6,649.50				6,649.50
TOTAL: 5xxx		6,649.50				6,649.50
*SUB-TOTAL:1000-5999		403,447.24				403,447.24
7310 TRANSFERS OF INDIRECT COSTS						
01-3010-0-7310-0000-7210-000-00000	COST TR	23,843.73				23,843.73
5.91% INDIRECT COST RATE		23,843.73				
TOTAL:		23,843.73				23,843.73
TOTAL: 7xxx		23,843.73				23,843.73
*SUB-TOTAL:1000-7999		427,290.97				427,290.97

FUND :01 GENERAL FUND RESOURCE:3310 SP ED-BASIC GRT ENT PL94-142

	FUNCTION	2026-2027 BUDGETDEV BUDGET	2026-2027 YTD ACTUAL	2026-2027 YTD ENCUMBER	CALC: 2+3 2026-2027 TOTAL	CALC: 1-4 2026-2027 REMAINING BUDGET
8181 SPEC EDUCACTION-ENTITLEMENT						
01-3310-0-8181-5001-0000-000-00000	REV/BAL	328,336.20				328,336.20
SPEC EDUCACTION-ENTITLEMENT		328,336.20				
TOTAL:		328,336.20				328,336.20
TOTAL: 8xxx		328,336.20				328,336.20
1100 CERTIFICATED TEACHERS SALARIES						
01-3310-0-1100-5760-1120-004-00000	SE RSP	96,726.00				96,726.00
Bammerlin, Jessica		96,726.00				
TOTAL:		96,726.00				96,726.00
TOTAL: 1xxx		96,726.00				96,726.00
2100 INSTRUCTIONAL AIDE SALARIES						
01-3310-0-2100-5760-1120-004-00000	SE RSP	35,941.13				35,941.13
Heller, Brenda		35,941.13				
TOTAL:		35,941.13				35,941.13
TOTAL: 2xxx		35,941.13				35,941.13
3101 STRS CERTIFICATED						
01-3310-0-3101-5760-1120-004-00000	SE RSP	18,474.67				18,474.67
*Bammerlin, Jessic		18,474.67				
TOTAL:		18,474.67				18,474.67
3202 PERS CLASSIFIED						
01-3310-0-3202-5760-1120-004-00000	SE RSP	9,635.82				9,635.82
*Heller, Brenda		9,635.82				
TOTAL:		9,635.82				9,635.82
3302 SOCIAL SECURITY CLASSIFIED						
01-3310-0-3302-5760-1120-004-00000	SE RSP	2,228.35				2,228.35
*Heller, Brenda		2,228.35				
TOTAL:		2,228.35				2,228.35
3311 MEDICARE - CERTIFICATED						
01-3310-0-3311-5760-1120-004-00000	SE RSP	1,402.53				1,402.53
*Bammerlin, Jessic		1,402.53				
TOTAL:		1,402.53				1,402.53
3312 MEDICARE - CLASSIFIED						
01-3310-0-3312-5760-1120-004-00000	SE RSP	521.15				521.15
*Heller, Brenda		521.15				
TOTAL:		521.15				521.15
3401 HEALTH & WELFARE CERTIFICATED						
01-3310-0-3401-5760-1120-004-00000	SE RSP	13,133.40				13,133.40
Bammerlin, Jessica,H&W		13,133.40				
TOTAL:		13,133.40				13,133.40
3402 HEALTH & WELFARE CLASSIFIED						

FUND :01 GENERAL FUND RESOURCE:3310 SP ED-BASIC GRT ENT PL94-142

	FUNCTION	2026-2027 BUDGETDEV BUDGET	2026-2027 YTD ACTUAL	2026-2027 YTD ENCUMBER	CALC: 2+3 2026-2027 TOTAL	CALC: 1-4 2026-2027 REMAINING BUDGET
01-3310-0-3402-5760-1120-004-00000	SE RSP	13,200.00				13,200.00
Heller, Brenda,H&W		13,200.00				
TOTAL:		13,200.00				13,200.00
3501 UNEMPLOYMENT - CERTIFICATED						
01-3310-0-3501-5760-1120-004-00000	SE RSP	48.36				48.36
*Bammerlin, Jessic		48.36				
TOTAL:		48.36				48.36
3502 UNEMPLOYMENT - CLASSIFIED						
01-3310-0-3502-5760-1120-004-00000	SE RSP	17.97				17.97
*Heller, Brenda		17.97				
TOTAL:		17.97				17.97
3601 WORKERS COMP - CERTIFICATED						
01-3310-0-3601-5760-1120-004-00000	SE RSP	1,969.73				1,969.73
*Bammerlin, Jessic		1,969.73				
TOTAL:		1,969.73				1,969.73
3602 WORKERS COMP - CLASSIFIED						
01-3310-0-3602-5760-1120-004-00000	SE RSP	731.91				731.91
*Heller, Brenda		731.91				
TOTAL:		731.91				731.91
TOTAL: 3xxx		61,363.89				61,363.89
5710 TRANSFERS OF DIRECT COSTS						
01-3310-0-5710-5760-1120-004-00000	SE RSP	122,837.95				122,837.95
FROM 6500		122,837.95				
TOTAL:		122,837.95				122,837.95
TOTAL: 5xxx		122,837.95				122,837.95
*SUB-TOTAL:1000-5999		316,868.97				316,868.97
7310 TRANSFERS OF INDIRECT COSTS						
01-3310-0-7310-5001-7210-000-00000	COST TR	11,467.23				11,467.23
5.91% INDIRECT COST RATE		11,467.23				
TOTAL:		11,467.23				11,467.23
TOTAL: 7xxx		11,467.23				11,467.23
*SUB-TOTAL:1000-7999		328,336.20				328,336.20

FUND :01 GENERAL FUND RESOURCE:3327 SP.ED.MENTAL HEALTH ALLOC.PLAN

	FUNCTION	2026-2027 BUDGETDEV BUDGET	2026-2027 YTD ACTUAL	2026-2027 YTD ENCUMBER	CALC: 2+3 2026-2027 TOTAL	CALC: 1-4 2026-2027 REMAINING BUDGET
8182 SPEC ED-DISCRETIONARY GRANTS						
01-3327-0-8182-5001-0000-000-00000	REV/BAL	12,687.00				12,687.00
MENTAL HEALTH GRANT		12,687.00				
TOTAL:		12,687.00				12,687.00
TOTAL: 8xxx		12,687.00				12,687.00
5100 SUBAGREEMENTS FOR SERVICES						
01-3327-0-5100-5760-1110-000-00000	SP SEPC	12,687.00				12,687.00
MENTAL HEALTH GRANT		12,687.00				
TOTAL:		12,687.00				12,687.00
TOTAL: 5xxx		12,687.00				12,687.00
*SUB-TOTAL:1000-5999		12,687.00				12,687.00

FUND :01 GENERAL FUND RESOURCE:3386 SPECIAL ED: IDEA QUALITY ASSUR

	FUNCTION	2026-2027 BUDGETDEV BUDGET	2026-2027 YTD ACTUAL	2026-2027 YTD ENCUMBER	CALC: 2+3 2026-2027 TOTAL	CALC: 1-4 2026-2027 REMAINING BUDGET
8182 SPEC ED-DISCRETIONARY GRANTS						
01-3386-0-8182-5001-0000-000-00000	REV/BAL	18,421.00				18,421.00
SIP GRANT		18,421.00				
TOTAL:		18,421.00				18,421.00
8980 CONTRIBUTIONS FR UNRESTR REV						
01-3386-0-8980-5001-0000-000-00000	REV/BAL	1,591.40				1,591.40
FROM 0000		1,591.40				
TOTAL:		1,591.40				1,591.40
TOTAL: 8xxx		20,012.40				20,012.40
2100 INSTRUCTIONAL AIDE SALARIES						
01-3386-0-2100-5760-1120-003-00000	SE RSP	14,655.39				14,655.39
Stott, Katelynn		14,655.39				
TOTAL:		14,655.39				14,655.39
TOTAL: 2xxx		14,655.39				14,655.39
3202 PERS CLASSIFIED						
01-3386-0-3202-5760-1120-003-00000	SE RSP	3,929.11				3,929.11
*Stott, Katelynn		3,929.11				
TOTAL:		3,929.11				3,929.11
3302 SOCIAL SECURITY CLASSIFIED						
01-3386-0-3302-5760-1120-003-00000	SE RSP	908.63				908.63
*Stott, Katelynn		908.63				
TOTAL:		908.63				908.63
3312 MEDICARE - CLASSIFIED						
01-3386-0-3312-5760-1120-003-00000	SE RSP	212.50				212.50
*Stott, Katelynn		212.50				
TOTAL:		212.50				212.50
3502 UNEMPLOYMENT - CLASSIFIED						
01-3386-0-3502-5760-1120-003-00000	SE RSP	7.33				7.33
*Stott, Katelynn		7.33				
TOTAL:		7.33				7.33
3602 WORKERS COMP - CLASSIFIED						
01-3386-0-3602-5760-1120-003-00000	SE RSP	298.44				298.44
*Stott, Katelynn		298.44				
TOTAL:		298.44				298.44
TOTAL: 3xxx		5,356.01				5,356.01
*SUB-TOTAL:1000-5999		20,011.40				20,011.40
7310 TRANSFERS OF INDIRECT COSTS						
01-3386-0-7310-5001-7210-000-00000	COST TR	1.00				1.00

FUND :01 GENERAL FUND RESOURCE:3386 SPECIAL ED: IDEA QUALITY ASSUR

	FUNCTION	2026-2027 BUDGETDEV BUDGET	2026-2027 YTD ACTUAL	2026-2027 YTD ENCUMBER	CALC: 2+3 2026-2027 TOTAL	CALC: 1-4 2026-2027 REMAINING BUDGET
5.91% INDIRECT COST RATE		1.00				
TOTAL:		1.00				1.00
TOTAL: 7xxx		1.00				1.00
*SUB-TOTAL:1000-7999		20,012.40				20,012.40

FUND :01 GENERAL FUND RESOURCE:4035 TITLE 2A, TEACHER QUALITY

	FUNCTION	2026-2027 BUDGETDEV BUDGET	2026-2027 YTD ACTUAL	2026-2027 YTD ENCUMBER	CALC: 2+3 2026-2027 TOTAL	CALC: 1-4 2026-2027 REMAINING BUDGET
8290 ALL OTHER FEDERAL REVENUES						
01-4035-0-8290-0000-0000-000-00000	REV/BAL	44,328.00				44,328.00
Title IIA		44,328.00				
TOTAL:		44,328.00				44,328.00
8980 CONTRIBUTIONS FR UNRESTR REV						
01-4035-0-8980-0000-0000-000-00000	REV/BAL	57,914.95				57,914.95
CONTR TO COVER INDIRECT		5,705.37				
DETAIL LINE		52,209.58				
TOTAL:		57,914.95				57,914.95
TOTAL: 8xxx		102,242.95				102,242.95
1100 CERTIFICATED TEACHERS SALARIES						
01-4035-0-1100-1150-1000-004-00000	INSTR	67,955.00				67,955.00
Stewart, Samual		67,955.00				
TOTAL:		67,955.00				67,955.00
TOTAL: 1xxx		67,955.00				67,955.00
3101 STRS CERTIFICATED						
01-4035-0-3101-1150-1000-004-00000	INSTR	12,979.41				12,979.41
*Stewart, Samual		12,979.41				
TOTAL:		12,979.41				12,979.41
3311 MEDICARE - CERTIFICATED						
01-4035-0-3311-1150-1000-004-00000	INSTR	985.35				985.35
*Stewart, Samual		985.35				
TOTAL:		985.35				985.35
3401 HEALTH & WELFARE CERTIFICATED						
01-4035-0-3401-1150-1000-004-00000	INSTR	13,200.00				13,200.00
Stewart, Samual,H&W		13,200.00				
TOTAL:		13,200.00				13,200.00
3501 UNEMPLOYMENT - CERTIFICATED						
01-4035-0-3501-1150-1000-004-00000	INSTR	33.98				33.98
*Stewart, Samual		33.98				
TOTAL:		33.98				33.98
3601 WORKERS COMP - CERTIFICATED						
01-4035-0-3601-1150-1000-004-00000	INSTR	1,383.84				1,383.84
*Stewart, Samual		1,383.84				
TOTAL:		1,383.84				1,383.84
TOTAL: 3xxx		28,582.58				28,582.58
*SUB-TOTAL:1000-5999		96,537.58				96,537.58
7310 TRANSFERS OF INDIRECT COSTS						

FUND :01 GENERAL FUND RESOURCE:4035 TITLE 2A, TEACHER QUALITY

	FUNCTION	2026-2027 BUDGETDEV BUDGET	2026-2027 YTD ACTUAL	2026-2027 YTD ENCUMBER	CALC: 2+3 2026-2027 TOTAL	CALC: 1-4 2026-2027 REMAINING BUDGET
01-4035-0-7310-0000-7210-000-00000	COST TR	5,705.37				5,705.37
5.91% INDIRECT COST RATE		5,705.37				
TOTAL:		5,705.37				5,705.37
TOTAL: 7xxx		5,705.37				5,705.37
*SUB-TOTAL:1000-7999		102,242.95				102,242.95

FUND :01 GENERAL FUND RESOURCE:4127 ESEA: TITLE IV STUDENT SUPPORT

	FUNCTION	2026-2027 BUDGETDEV BUDGET	2026-2027 YTD ACTUAL	2026-2027 YTD ENCUMBER	CALC: 2+3 2026-2027 TOTAL	CALC: 1-4 2026-2027 REMAINING BUDGET
8290 ALL OTHER FEDERAL REVENUES						
01-4127-0-8290-0000-0000-000-00000	REV/BAL	27,517.00				27,517.00
TITLE IV		27,517.00				
TOTAL:		27,517.00				27,517.00
8990 CONTRIBUTIONS FROM REST REV						
01-4127-0-8990-0000-0000-000-00000	REV/BAL	27,517.00-				27,517.00-
CONTRB TO 3010		27,517.00-				
TOTAL:		27,517.00-				27,517.00-
TOTAL: 8xxx						

FUND :01 GENERAL FUND RESOURCE:5810 OTHER FEDERAL

	FUNCTION	2026-2027 BUDGETDEV BUDGET	2026-2027 YTD ACTUAL	2026-2027 YTD ENCUMBER	CALC: 2+3 2026-2027 TOTAL	CALC: 1-4 2026-2027 REMAINING BUDGET
8290 ALL OTHER FEDERAL REVENUES						
01-5810-0-8290-0000-0000-000-00000	REV/BAL	45,709.00				45,709.00
TITLE VI REVENUE		45,709.00				
TOTAL:		45,709.00				45,709.00
8980 CONTRIBUTIONS FR UNRESTR REV						
01-5810-0-8980-0000-0000-000-00000	REV/BAL	14,138.92				14,138.92
FROM 0000		14,138.92				
TOTAL:		14,138.92				14,138.92
TOTAL: 8xxx		59,847.92				59,847.92
2100 INSTRUCTIONAL AIDE SALARIES						
01-5810-0-2100-1150-1000-000-00000	INSTR	30,598.55				30,598.55
Bickford, Deborah		30,598.55				
TOTAL:		30,598.55				30,598.55
TOTAL: 2xxx		30,598.55				30,598.55
3202 PERS CLASSIFIED						
01-5810-0-3202-1150-1000-000-00000	INSTR	8,203.47				8,203.47
*Bickford, Deborah		8,203.47				
TOTAL:		8,203.47				8,203.47
3302 SOCIAL SECURITY CLASSIFIED						
01-5810-0-3302-1150-1000-000-00000	INSTR	1,897.11				1,897.11
*Bickford, Deborah		1,897.11				
TOTAL:		1,897.11				1,897.11
3312 MEDICARE - CLASSIFIED						
01-5810-0-3312-1150-1000-000-00000	INSTR	443.68				443.68
*Bickford, Deborah		443.68				
TOTAL:		443.68				443.68
3402 HEALTH & WELFARE CLASSIFIED						
01-5810-0-3402-1150-1000-000-00000	INSTR	6,566.70				6,566.70
Bickford, Deborah,H&W		6,566.70				
TOTAL:		6,566.70				6,566.70
3502 UNEMPLOYMENT - CLASSIFIED						
01-5810-0-3502-1150-1000-000-00000	INSTR	15.30				15.30
*Bickford, Deborah		15.30				
TOTAL:		15.30				15.30
3602 WORKERS COMP - CLASSIFIED						
01-5810-0-3602-1150-1000-000-00000	INSTR	623.11				623.11
*Bickford, Deborah		623.11				
TOTAL:		623.11				623.11
TOTAL: 3xxx		17,749.37				17,749.37
4300 SUPPLIES						

FUND :01 GENERAL FUND RESOURCE:5810 OTHER FEDERAL

	FUNCTION	2026-2027 BUDGETDEV BUDGET	2026-2027 YTD ACTUAL	2026-2027 YTD ENCUMBER	CALC: 2+3 2026-2027 TOTAL	CALC: 1-4 2026-2027 REMAINING BUDGET
01-5810-0-4300-1150-1000-000-00810	INSTR	10,000.00				10,000.00
TITLE VI LIAISON BUDGET		10,000.00				
TOTAL:		10,000.00				10,000.00
TOTAL: 4xxx		10,000.00				10,000.00
5800 PROFES'L/CONSULTG SVCS/OP EXP						
01-5810-0-5800-1150-1000-000-00810	INSTR	1,500.00				1,500.00
TITLE VI LIAISON BUDGET		1,500.00				
TOTAL:		1,500.00				1,500.00
TOTAL: 5xxx		1,500.00				1,500.00
*SUB-TOTAL:1000-5999		59,847.92				59,847.92

FUND :01 GENERAL FUND RESOURCE:6010 AFTER SCH. ED. & SAFETY ASES

	FUNCTION	2026-2027 BUDGETDEV BUDGET	2026-2027 YTD ACTUAL	2026-2027 YTD ENCUMBER	CALC: 2+3 2026-2027 TOTAL	CALC: 1-4 2026-2027 REMAINING BUDGET
8677 INTERAGENCY SERV BETWN LEA'S						
01-6010-0-8677-0000-0000-002-00000	REV/BAL	119,221.00				119,221.00
EVG SAFE REV		119,221.00				
01-6010-0-8677-0000-0000-003-00000	REV/BAL	119,221.00				119,221.00
GSS SAFE REV		119,221.00				
01-6010-0-8677-0000-0000-004-00000	REV/BAL	129,251.00				129,251.00
JSS SAFE REV		129,251.00				
TOTAL:		367,693.00				367,693.00
8990 CONTRIBUTIONS FROM REST REV						
01-6010-0-8990-0000-0000-000-00000	REV/BAL	476,832.59				476,832.59
FROM ELOP 2600		476,832.59				
TOTAL:		476,832.59				476,832.59
TOTAL: 8xxx		844,525.59				844,525.59
1170 CERTIFICATED TEACHER SUBSTITUT						
01-6010-0-1170-7110-1000-000-00000	INSTR	5,000.00				5,000.00
SAFE Cert Sub Dist Wide		5,000.00				
TOTAL:		5,000.00				5,000.00
TOTAL: 1xxx		5,000.00				5,000.00
2100 INSTRUCTIONAL AIDE SALARIES						
01-6010-0-2100-7110-1000-002-00000	INSTR	113,907.47				113,907.47
Duff, Amber		8,709.65				
Graham, Tawny		5,747.75				
Heller, Mia		10,236.73				
Howell, Madison		13,028.56				
Jerry, Tracey		13,064.47				
Johnson, Misty		4,895.58				
Kwasnikow, Shelina		2,265.19				
Maytum, Annie		16,826.81				
O'Brien, Becky		12,383.22				
Safe-Vacant		1,166.51				
Schuck, Haley		8,709.65				
Stratos, Heather		9,060.74				
Tanner, Jamie		5,328.26				
Willmett, Jennifer		2,484.35				
01-6010-0-2100-7110-1000-003-00000	INSTR	75,595.95				75,595.95
Holder, Rhyan		11,167.34				
Juelfs, Randi		9,196.40				
Kimball, Karri		5,852.86				
Leyva, Monica		9,364.57				
Michels, Melissa		10,069.16				
Morales, Chelsie		9,157.00				
Neely, Sierra		4,751.35				
Rizzardo, Marissa		2,412.24				
Saul, Brittany		2,299.10				
Torres, Veronica		11,325.93				

FUND :01 GENERAL FUND RESOURCE:6010 AFTER SCH. ED. & SAFETY ASES

	FUNCTION	2026-2027 BUDGETDEV BUDGET	2026-2027 YTD ACTUAL	2026-2027 YTD ENCUMBER	CALC: 2+3 2026-2027 TOTAL	CALC: 1-4 2026-2027 REMAINING BUDGET
01-6010-0-2100-7110-1000-004-00000	INSTR	90,693.27				90,693.27
Beeson, Elyssa		6,280.88				
Clifford, Robert		6,191.61				
Davis, Deedee		15,632.87				
Elmore, Lisa		8,695.24				
Higgs, Shelly		2,465.67				
Luquin, Jordan		6,041.49				
Maughs, Hannah		14,422.98				
Ruiz, Cheyenne		28,306.35				
Vacant- Student Support		2,656.18				
TOTAL:		280,196.69				280,196.69
2170 INSTRUCTIONAL AIDE SUBSTITUTE						
01-6010-0-2170-7110-1000-002-00000	INSTR	12,000.00				12,000.00
Classified Subs EVG SAFE		12,000.00				
01-6010-0-2170-7110-1000-003-00000	INSTR	10,000.00				10,000.00
Classified Subs GSS SAFE		10,000.00				
01-6010-0-2170-7110-1000-004-00000	INSTR	2,000.00				2,000.00
Classified Subs JSS SAFE		2,000.00				
TOTAL:		24,000.00				24,000.00
2200 CLASSIFIED SUPPORT SALARIES						
01-6010-0-2200-7110-8200-002-00000	OPER	21,297.84				21,297.84
Creager, Jim		10,016.79				
Daugherty, Scott		11,281.05				
01-6010-0-2200-7110-8200-003-00000	OPER	16,661.24				16,661.24
Betz, Richard		16,661.24				
01-6010-0-2200-7110-8200-004-00000	OPER	16,844.59				16,844.59
Higglin, John		6,677.86				
Stier, John		3,388.91				
Vacant		6,777.82				
TOTAL:		54,803.67				54,803.67
2300 CLASSIFIED SUPERV & ADMIN SAL						
01-6010-0-2300-7110-2100-002-00000	INST SU	40,259.80				40,259.80
Stratos, Heather		40,259.80				
01-6010-0-2300-7110-2100-003-00000	INST SU	35,758.85				35,758.85
Shonk, Rebekah		35,758.85				
01-6010-0-2300-7110-2100-004-00000	INST SU	37,136.43				37,136.43
Moore, Erin		37,136.43				
TOTAL:		113,155.08				113,155.08
TOTAL: 2xxx		472,155.44				472,155.44
3101 STRS CERTIFICATED						
01-6010-0-3101-7110-1000-000-00000	INSTR	955.00				955.00
*SAFE Cert Sub Dis		955.00				
TOTAL:		955.00				955.00
3202 PERS CLASSIFIED						

FUND :01 GENERAL FUND RESOURCE:6010 AFTER SCH. ED. & SAFETY ASES

	FUNCTION	2026-2027 BUDGETDEV BUDGET	2026-2027 YTD ACTUAL	2026-2027 YTD ENCUMBER	CALC: 2+3 2026-2027 TOTAL	CALC: 1-4 2026-2027 REMAINING BUDGET
01-6010-0-3202-7110-1000-002-00000	INSTR	33,755.79				33,755.79
*Classified Subs E		3,217.20				
*Duff, Amber		2,335.06				
*Graham, Tawny		1,540.97				
*Heller, Mia		2,744.47				
*Howell, Madison		3,492.96				
*Jerry, Tracey		3,502.58				
*Johnson, Misty		1,312.50				
*Kwasnikow, Shelin		607.30				
*Maytum, Annie		4,511.27				
*O'Brien, Becky		3,319.94				
*Safe-Vacant		312.74				
*Schuck, Haley		2,335.06				
*Stratos, Heather		2,429.18				
*Tanner, Jamie		1,428.51				
*Willmett, Jennife		666.05				
01-6010-0-3202-7110-1000-003-00000	INSTR	22,948.26				22,948.26
*Classified Subs G		2,681.00				
*Holder, Rhyan		2,993.96				
*Juelfs, Randi		2,465.55				
*Kimball, Karri		1,569.15				
*Leyva, Monica		2,510.64				
*Michels, Melissa		2,699.54				
*Morales, Chelsie		2,454.99				
*Neely, Sierra		1,273.84				
*Rizzardo, Marissa		646.72				
*Saul, Brittany		616.39				
*Torres, Veronica		3,036.48				
01-6010-0-3202-7110-1000-004-00000	INSTR	24,851.05				24,851.05
*Beeson, Elyssa		1,683.90				
*Classified Subs J		536.20				
*Clifford, Robert		1,659.97				
*Davis, Deedee		4,191.17				
*Elmore, Lisa		2,331.19				
*Higgs, Shelly		661.05				
*Luquin, Jordan		1,619.72				
*Maughs, Hannah		3,866.80				
*Ruiz, Cheyenne		7,588.93				
*Vacant- Student S		712.12				
01-6010-0-3202-7110-2100-002-00000	INST SU	10,793.65				10,793.65
*Stratos, Heather		10,793.65				
01-6010-0-3202-7110-2100-003-00000	INST SU	9,586.95				9,586.95
*Shonk, Rebekah		9,586.95				
01-6010-0-3202-7110-2100-004-00000	INST SU	9,956.28				9,956.28
*Moore, Erin		9,956.28				
01-6010-0-3202-7110-8200-002-00000	OPER	5,709.95				5,709.95
*Creager, Jim		2,685.50				
*Daugherty, Scott		3,024.45				
01-6010-0-3202-7110-8200-003-00000	OPER	4,466.88				4,466.88
*Betz, Richard		4,466.88				

FUND :01 GENERAL FUND RESOURCE:6010 AFTER SCH. ED. & SAFETY ASES

	FUNCTION	2026-2027 BUDGETDEV BUDGET	2026-2027 YTD ACTUAL	2026-2027 YTD ENCUMBER	CALC: 2+3 2026-2027 TOTAL	CALC: 1-4 2026-2027 REMAINING BUDGET
01-6010-0-3202-7110-8200-004-00000	OPER	4,516.04				4,516.04
*Higglin, John		1,790.33				
*Stier, John		908.57				
*Vacant		1,817.14				
TOTAL:		126,584.85				126,584.85
3302 SOCIAL SECURITY CLASSIFIED						
01-6010-0-3302-7110-1000-002-00000	INSTR	7,806.27				7,806.27
*Classified Subs E		744.00				
*Duff, Amber		540.00				
*Graham, Tawny		356.36				
*Heller, Mia		634.68				
*Howell, Madison		807.77				
*Jerry, Tracey		810.00				
*Johnson, Misty		303.53				
*Kwasnikow, Shelin		140.44				
*Maytum, Annie		1,043.26				
*O'Brien, Becky		767.76				
*Safe-Vacant		72.32				
*Schuck, Haley		540.00				
*Stratos, Heather		561.77				
*Tanner, Jamie		330.35				
*Willmett, Jennife		154.03				
01-6010-0-3302-7110-1000-003-00000	INSTR	5,306.95				5,306.95
*Classified Subs G		620.00				
*Holder, Rhyan		692.38				
*Juelfs, Randi		570.18				
*Kimball, Karri		362.88				
*Leyva, Monica		580.60				
*Michels, Melissa		624.29				
*Morales, Chelsie		567.73				
*Neely, Sierra		294.58				
*Rizzardo, Marissa		149.56				
*Saul, Brittany		142.54				
*Torres, Veronica		702.21				
01-6010-0-3302-7110-1000-004-00000	INSTR	5,746.96				5,746.96
*Beeson, Elyssa		389.41				
*Classified Subs J		124.00				
*Clifford, Robert		383.88				
*Davis, Deedee		969.24				
*Elmore, Lisa		539.10				
*Higgs, Shelly		152.87				
*Luquin, Jordan		374.57				
*Maughs, Hannah		894.22				
*Ruiz, Cheyenne		1,754.99				
*Vacant- Student S		164.68				
01-6010-0-3302-7110-2100-002-00000	INST SU	2,496.11				2,496.11
*Stratos, Heather		2,496.11				
01-6010-0-3302-7110-2100-003-00000	INST SU	2,217.05				2,217.05
*Shonk, Rebekah		2,217.05				

FUND :01 GENERAL FUND RESOURCE:6010 AFTER SCH. ED. & SAFETY ASES

	FUNCTION	2026-2027 BUDGETDEV BUDGET	2026-2027 YTD ACTUAL	2026-2027 YTD ENCUMBER	CALC: 2+3 2026-2027 TOTAL	CALC: 1-4 2026-2027 REMAINING BUDGET
01-6010-0-3302-7110-2100-004-00000	INST SU	2,302.46				2,302.46
*Moore, Erin		2,302.46				
01-6010-0-3302-7110-8200-002-00000	OPER	1,320.47				1,320.47
*Creager, Jim		621.04				
*Daugherty, Scott		699.43				
01-6010-0-3302-7110-8200-003-00000	OPER	1,033.00				1,033.00
*Betz, Richard		1,033.00				
01-6010-0-3302-7110-8200-004-00000	OPER	1,044.36				1,044.36
*Higglin, John		414.03				
*Stier, John		210.11				
*Vacant		420.22				
TOTAL:		29,273.63				29,273.63
3311 MEDICARE - CERTIFICATED						
01-6010-0-3311-7110-1000-000-00000	INSTR	72.50				72.50
*SAFE Cert Sub Dis		72.50				
TOTAL:		72.50				72.50
3312 MEDICARE - CLASSIFIED						
01-6010-0-3312-7110-1000-002-00000	INSTR	1,825.65				1,825.65
*Classified Subs E		174.00				
*Duff, Amber		126.29				
*Graham, Tawny		83.34				
*Heller, Mia		148.43				
*Howell, Madison		188.91				
*Jerry, Tracey		189.43				
*Johnson, Misty		70.99				
*Kwasnikow, Shelin		32.85				
*Maytum, Annie		243.99				
*O'Brien, Becky		179.56				
*Safe-Vacant		16.91				
*Schuck, Haley		126.29				
*Stratos, Heather		131.38				
*Tanner, Jamie		77.26				
*Willmett, Jennife		36.02				
01-6010-0-3312-7110-1000-003-00000	INSTR	1,241.16				1,241.16
*Classified Subs G		145.00				
*Holder, Rhyan		161.93				
*Juelfs, Randi		133.35				
*Kimball, Karri		84.87				
*Leyva, Monica		135.79				
*Michels, Melissa		146.00				
*Morales, Chelsie		132.78				
*Neely, Sierra		68.89				
*Rizzardo, Marissa		34.98				
*Saul, Brittany		33.34				
*Torres, Veronica		164.23				
01-6010-0-3312-7110-1000-004-00000	INSTR	1,344.04				1,344.04
*Beeson, Elyssa		91.07				
*Classified Subs J		29.00				

FUND :01 GENERAL FUND RESOURCE:6010 AFTER SCH. ED. & SAFETY ASES

	FUNCTION	2026-2027 BUDGETDEV BUDGET	2026-2027 YTD ACTUAL	2026-2027 YTD ENCUMBER	CALC: 2+3 2026-2027 TOTAL	CALC: 1-4 2026-2027 REMAINING BUDGET
*Clifford, Robert		89.78				
*Davis, Deedee		226.68				
*Elmore, Lisa		126.08				
*Higgs, Shelly		35.75				
*Luquin, Jordan		87.60				
*Maughs, Hannah		209.13				
*Ruiz, Cheyenne		410.44				
*Vacant- Student S		38.51				
01-6010-0-3312-7110-2100-002-00000	INST SU	583.77				583.77
*Stratos, Heather		583.77				
01-6010-0-3312-7110-2100-003-00000	INST SU	518.50				518.50
*Shonk, Rebekah		518.50				
01-6010-0-3312-7110-2100-004-00000	INST SU	538.48				538.48
*Moore, Erin		538.48				
01-6010-0-3312-7110-8200-002-00000	OPER	308.82				308.82
*Creager, Jim		145.24				
*Daugherty, Scott		163.58				
01-6010-0-3312-7110-8200-003-00000	OPER	241.59				241.59
*Betz, Richard		241.59				
01-6010-0-3312-7110-8200-004-00000	OPER	244.25				244.25
*Higglin, John		96.83				
*Stier, John		49.14				
*Vacant		98.28				
TOTAL:		6,846.26				6,846.26
3402 HEALTH & WELFARE CLASSIFIED						
01-6010-0-3402-7110-1000-002-00000	INSTR	18,067.50				18,067.50
Graham, Tawny,H&W		2,062.50				
Jerry, Tracey,H&W		4,950.00				
Johnson, Misty,H&W		1,650.00				
O'Brien, Becky,H&W		4,125.00				
Safe-Vacant ,H&W		5,280.00				
01-6010-0-3402-7110-1000-003-00000	INSTR	11,887.02				11,887.02
Kimball, Karri,H&W		2,062.50				
Morales, ChelsieH&W		2,887.50				
Neely, Sierra,H&W		1,885.71				
Torres, Veronica,H&W		5,051.31				
01-6010-0-3402-7110-1000-004-00000	INSTR	10,700.03				10,700.03
Davis, Deedee,H&W		4,925.03				
Maughs, Hannah,H&W		4,950.00				
Vacant- Student Support,H&W		825.00				
01-6010-0-3402-7110-2100-004-00000	INST SU	9,850.05				9,850.05
Moore, Erin,H&W		9,850.05				
01-6010-0-3402-7110-8200-002-00000	OPER	4,950.00				4,950.00
Creager, Jim,H&W		2,475.00				
Daugherty, Scott,H&W		2,475.00				
01-6010-0-3402-7110-8200-003-00000	OPER	3,712.50				3,712.50
Betz, Richard ,H&W		3,712.50				
01-6010-0-3402-7110-8200-004-00000	OPER	1,650.00				1,650.00
Higglin, John,H&W		1,650.00				

FUND :01 GENERAL FUND RESOURCE:6010 AFTER SCH. ED. & SAFETY ASES

	FUNCTION	2026-2027 BUDGETDEV BUDGET	2026-2027 YTD ACTUAL	2026-2027 YTD ENCUMBER	CALC: 2+3 2026-2027 TOTAL	CALC: 1-4 2026-2027 REMAINING BUDGET
TOTAL:		60,817.10				60,817.10
3501 UNEMPLOYMENT - CERTIFICATED						
01-6010-0-3501-7110-1000-000-00000	INSTR	2.50				2.50
*SAFE Cert Sub Dis		2.50				
TOTAL:		2.50				2.50
3502 UNEMPLOYMENT - CLASSIFIED						
01-6010-0-3502-7110-1000-002-00000	INSTR	62.92				62.92
*Classified Subs E		6.00				
*Duff, Amber		4.35				
*Graham, Tawny		2.87				
*Heller, Mia		5.12				
*Howell, Madison		6.51				
*Jerry, Tracey		6.53				
*Johnson, Misty		2.45				
*Kwasnikow, Shelin		1.13				
*Maytum, Annie		8.41				
*O'Brien, Becky		6.19				
*Safe-Vacant		0.58				
*Schuck, Haley		4.35				
*Stratos, Heather		4.53				
*Tanner, Jamie		2.66				
*Willmett, Jennife		1.24				
01-6010-0-3502-7110-1000-003-00000	INSTR	42.80				42.80
*Classified Subs G		5.00				
*Holder, Rhyan		5.58				
*Juelfs, Randi		4.60				
*Kimball, Karri		2.93				
*Leyva, Monica		4.68				
*Michels, Melissa		5.03				
*Morales, Chelsie		4.58				
*Neely, Sierra		2.38				
*Rizzardo, Marissa		1.21				
*Saul, Brittany		1.15				
*Torres, Veronica		5.66				
01-6010-0-3502-7110-1000-004-00000	INSTR	46.35				46.35
*Beeson, Elyssa		3.14				
*Classified Subs J		1.00				
*Clifford, Robert		3.10				
*Davis, Deedee		7.82				
*Elmore, Lisa		4.35				
*Higgs, Shelly		1.23				
*Luquin, Jordan		3.02				
*Maughs, Hannah		7.21				
*Ruiz, Cheyenne		14.15				
*Vacant- Student S		1.33				
01-6010-0-3502-7110-2100-002-00000	INST SU	20.13				20.13
*Stratos, Heather		20.13				
01-6010-0-3502-7110-2100-003-00000	INST SU	17.88				17.88

FUND :01 GENERAL FUND RESOURCE:6010 AFTER SCH. ED. & SAFETY ASES

	FUNCTION	2026-2027 BUDGETDEV BUDGET	2026-2027 YTD ACTUAL	2026-2027 YTD ENCUMBER	CALC: 2+3 2026-2027 TOTAL	CALC: 1-4 2026-2027 REMAINING BUDGET
*Shonk, Rebekah		17.88				
01-6010-0-3502-7110-2100-004-00000	INST SU	18.57				18.57
*Moore, Erin		18.57				
01-6010-0-3502-7110-8200-002-00000	OPER	10.65				10.65
*Creager, Jim		5.01				
*Daugherty, Scott		5.64				
01-6010-0-3502-7110-8200-003-00000	OPER	8.33				8.33
*Betz, Richard		8.33				
01-6010-0-3502-7110-8200-004-00000	OPER	8.41				8.41
*Higglin, John		3.34				
*Stier, John		1.69				
*Vacant		3.38				
TOTAL:		236.04				236.04
3601 WORKERS COMP - CERTIFICATED						
01-6010-0-3601-7110-1000-000-00000	INSTR	101.82				101.82
*SAFE Cert Sub Dis		101.82				
TOTAL:		101.82				101.82
3602 WORKERS COMP - CLASSIFIED						
01-6010-0-3602-7110-1000-002-00000	INSTR	2,563.95				2,563.95
*Classified Subs E		244.37				
*Duff, Amber		177.36				
*Graham, Tawny		117.05				
*Heller, Mia		208.46				
*Howell, Madison		265.31				
*Jerry, Tracey		266.04				
*Johnson, Misty		99.69				
*Kwasnikow, Shelin		46.13				
*Maytum, Annie		342.66				
*O'Brien, Becky		252.17				
*Safe-Vacant		23.75				
*Schuck, Haley		177.36				
*Stratos, Heather		184.51				
*Tanner, Jamie		108.50				
*Willmett, Jennife		50.59				
01-6010-0-3602-7110-1000-003-00000	INSTR	1,743.08				1,743.08
*Classified Subs G		203.64				
*Holder, Rhyan		227.41				
*Juelfs, Randi		187.28				
*Kimball, Karri		119.19				
*Leyva, Monica		190.70				
*Michels, Melissa		205.05				
*Morales, Chelsie		186.47				
*Neely, Sierra		96.76				
*Rizzardo, Marissa		49.12				
*Saul, Brittany		46.82				
*Torres, Veronica		230.64				
01-6010-0-3602-7110-1000-004-00000	INSTR	1,887.61				1,887.61
*Beeson, Elyssa		127.90				

FUND :01 GENERAL FUND RESOURCE:6010 AFTER SCH. ED. & SAFETY ASES

	FUNCTION	2026-2027 BUDGETDEV BUDGET	2026-2027 YTD ACTUAL	2026-2027 YTD ENCUMBER	CALC: 2+3 2026-2027 TOTAL	CALC: 1-4 2026-2027 REMAINING BUDGET
*Classified Subs J		40.73				
*Clifford, Robert		126.09				
*Davis, Deedee		318.35				
*Elmore, Lisa		177.07				
*Higgs, Shelly		50.21				
*Luquin, Jordan		123.03				
*Maughs, Hannah		293.71				
*Ruiz, Cheyenne		576.43				
*Vacant- Student S		54.09				
01-6010-0-3602-7110-2100-002-00000	INST SU	819.85				819.85
*Stratos, Heather		819.85				
01-6010-0-3602-7110-2100-003-00000	INST SU	728.19				728.19
*Shonk, Rebekah		728.19				
01-6010-0-3602-7110-2100-004-00000	INST SU	756.25				756.25
*Moore, Erin		756.25				
01-6010-0-3602-7110-8200-002-00000	OPER	433.71				433.71
*Creager, Jim		203.98				
*Daugherty, Scott		229.73				
01-6010-0-3602-7110-8200-003-00000	OPER	339.29				339.29
*Betz, Richard		339.29				
01-6010-0-3602-7110-8200-004-00000	OPER	343.02				343.02
*Higglin, John		135.99				
*Stier, John		69.01				
*Vacant		138.02				
TOTAL:		9,614.95				9,614.95
TOTAL: 3xxx		234,504.65				234,504.65
4300 SUPPLIES						
01-6010-0-4300-7110-1000-002-00000	INSTR	2,500.00				2,500.00
EVG Safe		2,500.00				
01-6010-0-4300-7110-1000-002-93601	INSTR	10,000.00				10,000.00
EVG SAFE SITE BUDGET		10,000.00				
01-6010-0-4300-7110-1000-003-00000	INSTR	2,500.00				2,500.00
GSS Safe		2,500.00				
01-6010-0-4300-7110-1000-003-93602	INSTR	10,000.00				10,000.00
GSS SAFE SITE BUDGET		10,000.00				
01-6010-0-4300-7110-1000-004-00000	INSTR	2,500.00				2,500.00
JSS Safe		2,500.00				
01-6010-0-4300-7110-1000-004-93603	INSTR	10,000.00				10,000.00
JSS SAFE SITE BUDGET		10,000.00				
TOTAL:		37,500.00				37,500.00
TOTAL: 4xxx		37,500.00				37,500.00
5200 TRAVEL & CONFERENCE						
01-6010-0-5200-7110-1000-000-00000	INSTR	2,000.00				2,000.00
BOOST Conference		2,000.00				
TOTAL:		2,000.00				2,000.00
5800 PROFES'L/CONSULTG SVCS/OP EXP						

FUND :01 GENERAL FUND RESOURCE:6010 AFTER SCH. ED. & SAFETY ASES

	FUNCTION	2026-2027 BUDGETDEV BUDGET	2026-2027 YTD ACTUAL	2026-2027 YTD ENCUMBER	CALC: 2+3 2026-2027 TOTAL	CALC: 1-4 2026-2027 REMAINING BUDGET
01-6010-0-5800-7110-1000-002-00000	INSTR	7,000.00				7,000.00
MARTIAL ARTS		3,500.00				
YMCA		3,500.00				
01-6010-0-5800-7110-1000-003-00000	INSTR	5,000.00				5,000.00
YMCA		5,000.00				
01-6010-0-5800-7110-1000-004-00000	INSTR	39,500.00				39,500.00
SHASTA GRAVITY		32,000.00				
YMCA		7,500.00				
TOTAL:		51,500.00				51,500.00
5921 COMMUNICATION - CELL PHONE SVC						
01-6010-0-5921-7110-1000-002-00000	INSTR	650.00				650.00
SAFE CELL PHONE		650.00				
01-6010-0-5921-7110-1000-004-00000	INSTR	1,000.00				1,000.00
SAFE CELL PHONE		1,000.00				
TOTAL:		1,650.00				1,650.00
TOTAL: 5xxx		55,150.00				55,150.00
*SUB-TOTAL:1000-5999		804,310.09				804,310.09
7310 TRANSFERS OF INDIRECT COSTS						
01-6010-0-7310-0000-7210-000-00000	COST TR	40,215.50				40,215.50
5% INDIRECT COST RATE		40,215.50				
TOTAL:		40,215.50				40,215.50
TOTAL: 7xxx		40,215.50				40,215.50
*SUB-TOTAL:1000-7999		844,525.59				844,525.59

FUND :01 GENERAL FUND RESOURCE:6019 STUDENT SUPPORT BLOCK GRANT

	FUNCTION	2026-2027 BUDGETDEV BUDGET	2026-2027 YTD ACTUAL	2026-2027 YTD ENCUMBER	CALC: 2+3 2026-2027 TOTAL	CALC: 1-4 2026-2027 REMAINING BUDGET
8590 ALL OTHER STATE REVENUES						
01-6019-0-8590-0000-0000-000-00000	REV/BAL	249,773.00				249,773.00
Student Support Block Grant		249,773.00				
TOTAL:		249,773.00				249,773.00
TOTAL: 8xxx		249,773.00				249,773.00
1100 CERTIFICATED TEACHERS SALARIES						
01-6019-0-1100-1150-1000-000-00000	INSTR	20,000.00				20,000.00
PER DIEM KEENAN		20,000.00				
01-6019-0-1100-1150-1000-002-00000	INSTR	5,000.00				5,000.00
TeacherTraining-EVG		5,000.00				
01-6019-0-1100-1150-1000-003-00000	INSTR	5,000.00				5,000.00
TeacherTraining-GSS		5,000.00				
01-6019-0-1100-1150-1000-004-00000	INSTR	5,000.00				5,000.00
TeacherTraining-JSS		5,000.00				
TOTAL:		35,000.00				35,000.00
1170 CERTIFICATED TEACHER SUBSTITUT						
01-6019-0-1170-1150-1000-000-00000	INSTR	5,000.00				5,000.00
Subs for trainings		5,000.00				
TOTAL:		5,000.00				5,000.00
TOTAL: 1xxx		40,000.00				40,000.00
2100 INSTRUCTIONAL AIDE SALARIES						
01-6019-0-2100-1150-1000-000-00000	INSTR	10,000.00				10,000.00
PER DIEM KEENAN		10,000.00				
01-6019-0-2100-1150-1000-002-00000	INSTR	2,500.00				2,500.00
ParaTraining-EVG		2,500.00				
01-6019-0-2100-1150-1000-003-00000	INSTR	2,500.00				2,500.00
TeacherTraining-GSS		2,500.00				
01-6019-0-2100-1150-1000-004-00000	INSTR	2,500.00				2,500.00
ParaTraining-JSS		2,500.00				
TOTAL:		17,500.00				17,500.00
TOTAL: 2xxx		17,500.00				17,500.00
3101 STRS CERTIFICATED						
01-6019-0-3101-1150-1000-000-00000	INSTR	4,775.00				4,775.00
*PER DIEM KEENAN		3,820.00				
*Subs for training		955.00				
01-6019-0-3101-1150-1000-002-00000	INSTR	955.00				955.00
*TeacherTraining-E		955.00				
01-6019-0-3101-1150-1000-003-00000	INSTR	955.00				955.00
*TeacherTraining-G		955.00				
01-6019-0-3101-1150-1000-004-00000	INSTR	955.00				955.00
*TeacherTraining-J		955.00				
TOTAL:		7,640.00				7,640.00
3202 PERS CLASSIFIED						

FUND :01 GENERAL FUND RESOURCE:6019 STUDENT SUPPORT BLOCK GRANT

	FUNCTION	2026-2027 BUDGETDEV BUDGET	2026-2027 YTD ACTUAL	2026-2027 YTD ENCUMBER	CALC: 2+3 2026-2027 TOTAL	CALC: 1-4 2026-2027 REMAINING BUDGET
01-6019-0-3202-1150-1000-000-00000	INSTR	2,681.00				2,681.00
*PER DIEM KEENAN		2,681.00				
01-6019-0-3202-1150-1000-002-00000	INSTR	670.25				670.25
*ParaTraining-EVG		670.25				
01-6019-0-3202-1150-1000-003-00000	INSTR	670.25				670.25
*TeacherTraining-G		670.25				
01-6019-0-3202-1150-1000-004-00000	INSTR	670.25				670.25
*ParaTraining-JSS		670.25				
TOTAL:		4,691.75				4,691.75
3302 SOCIAL SECURITY CLASSIFIED						
01-6019-0-3302-1150-1000-000-00000	INSTR	620.00				620.00
*PER DIEM KEENAN		620.00				
01-6019-0-3302-1150-1000-002-00000	INSTR	155.00				155.00
*ParaTraining-EVG		155.00				
01-6019-0-3302-1150-1000-003-00000	INSTR	155.00				155.00
*TeacherTraining-G		155.00				
01-6019-0-3302-1150-1000-004-00000	INSTR	155.00				155.00
*ParaTraining-JSS		155.00				
TOTAL:		1,085.00				1,085.00
3311 MEDICARE - CERTIFICATED						
01-6019-0-3311-1150-1000-000-00000	INSTR	362.50				362.50
*PER DIEM KEENAN		290.00				
*Subs for training		72.50				
01-6019-0-3311-1150-1000-002-00000	INSTR	72.50				72.50
*TeacherTraining-E		72.50				
01-6019-0-3311-1150-1000-003-00000	INSTR	72.50				72.50
*TeacherTraining-G		72.50				
01-6019-0-3311-1150-1000-004-00000	INSTR	72.50				72.50
*TeacherTraining-J		72.50				
TOTAL:		580.00				580.00
3312 MEDICARE - CLASSIFIED						
01-6019-0-3312-1150-1000-000-00000	INSTR	145.00				145.00
*PER DIEM KEENAN		145.00				
01-6019-0-3312-1150-1000-002-00000	INSTR	36.25				36.25
*ParaTraining-EVG		36.25				
01-6019-0-3312-1150-1000-003-00000	INSTR	36.25				36.25
*TeacherTraining-G		36.25				
01-6019-0-3312-1150-1000-004-00000	INSTR	36.25				36.25
*ParaTraining-JSS		36.25				
TOTAL:		253.75				253.75
3501 UNEMPLOYMENT - CERTIFICATED						
01-6019-0-3501-1150-1000-000-00000	INSTR	12.50				12.50
*PER DIEM KEENAN		10.00				
*Subs for training		2.50				
01-6019-0-3501-1150-1000-002-00000	INSTR	2.50				2.50
*TeacherTraining-E		2.50				

FUND :01 GENERAL FUND RESOURCE:6019 STUDENT SUPPORT BLOCK GRANT

	FUNCTION	2026-2027 BUDGETDEV BUDGET	2026-2027 YTD ACTUAL	2026-2027 YTD ENCUMBER	CALC: 2+3 2026-2027 TOTAL	CALC: 1-4 2026-2027 REMAINING BUDGET
01-6019-0-3501-1150-1000-003-00000	INSTR	2.50				2.50
*TeacherTraining-G		2.50				
01-6019-0-3501-1150-1000-004-00000	INSTR	2.50				2.50
*TeacherTraining-J		2.50				
TOTAL:		20.00				20.00
3502 UNEMPLOYMENT - CLASSIFIED						
01-6019-0-3502-1150-1000-000-00000	INSTR	5.00				5.00
*PER DIEM KEENAN		5.00				
01-6019-0-3502-1150-1000-002-00000	INSTR	1.25				1.25
*ParaTraining-EVG		1.25				
01-6019-0-3502-1150-1000-003-00000	INSTR	1.25				1.25
*TeacherTraining-G		1.25				
01-6019-0-3502-1150-1000-004-00000	INSTR	1.25				1.25
*ParaTraining-JSS		1.25				
TOTAL:		8.75				8.75
3601 WORKERS COMP - CERTIFICATED						
01-6019-0-3601-1150-1000-000-00000	INSTR	509.10				509.10
*PER DIEM KEENAN		407.28				
*Subs for training		101.82				
01-6019-0-3601-1150-1000-002-00000	INSTR	101.82				101.82
*TeacherTraining-E		101.82				
01-6019-0-3601-1150-1000-003-00000	INSTR	101.82				101.82
*TeacherTraining-G		101.82				
01-6019-0-3601-1150-1000-004-00000	INSTR	101.82				101.82
*TeacherTraining-J		101.82				
TOTAL:		814.56				814.56
3602 WORKERS COMP - CLASSIFIED						
01-6019-0-3602-1150-1000-000-00000	INSTR	203.64				203.64
*PER DIEM KEENAN		203.64				
01-6019-0-3602-1150-1000-002-00000	INSTR	50.91				50.91
*ParaTraining-EVG		50.91				
01-6019-0-3602-1150-1000-003-00000	INSTR	50.91				50.91
*TeacherTraining-G		50.91				
01-6019-0-3602-1150-1000-004-00000	INSTR	50.91				50.91
*ParaTraining-JSS		50.91				
TOTAL:		356.37				356.37
TOTAL: 3xxx		15,450.18				15,450.18
4300 SUPPLIES						
01-6019-0-4300-1150-1000-000-00000	INSTR	2,500.00				2,500.00
TRAINING SUPPLIES		2,500.00				
TOTAL:		2,500.00				2,500.00
TOTAL: 4xxx		2,500.00				2,500.00
5200 TRAVEL & CONFERENCE						

FUND :01 GENERAL FUND RESOURCE:6019 STUDENT SUPPORT BLOCK GRANT

	FUNCTION	2026-2027 BUDGETDEV BUDGET	2026-2027 YTD ACTUAL	2026-2027 YTD ENCUMBER	CALC: 2+3 2026-2027 TOTAL	CALC: 1-4 2026-2027 REMAINING BUDGET
01-6019-0-5200-1150-1000-000-00000	INSTR	134,333.00				134,333.00
1/3 OF GUEST SPEAKER		3,333.00				
ADMIN TRAINING		5,000.00				
CAREZS RESTORATIVE JUSTICE		45,000.00				
SOLUTION TREE		60,000.00				
TEHAMA TIP		21,000.00				
TOTAL:		134,333.00				134,333.00
5600 RENTALS, LEASES & REPAIRS,N.C.						
01-6019-0-5600-1150-1000-000-00000	INSTR	5,000.00				5,000.00
CONFERENCE ROOM RENTALS		5,000.00				
TOTAL:		5,000.00				5,000.00
TOTAL: 5xxx		139,333.00				139,333.00
*SUB-TOTAL:1000-5999		214,783.18				214,783.18
7310 TRANSFERS OF INDIRECT COSTS						
01-6019-0-7310-0000-7210-000-00000	COST TR	8,382.33				8,382.33
5.91% INDIRECT COST RATE		8,382.33				
TOTAL:		8,382.33				8,382.33
TOTAL: 7xxx		8,382.33				8,382.33
*SUB-TOTAL:1000-7999		223,165.51				223,165.51

FUND :01 GENERAL FUND RESOURCE:6300 Lottery:Inst. Materials

	FUNCTION	2026-2027 BUDGETDEV BUDGET	2026-2027 YTD ACTUAL	2026-2027 YTD ENCUMBER	CALC: 2+3 2026-2027 TOTAL	CALC: 1-4 2026-2027 REMAINING BUDGET
8560 STATE LOTTERY REVENUE						
01-6300-0-8560-0000-0000-000-00000	REV/BAL	66,433.12				66,433.12
RESTRICTED LOTTERY		66,433.12				
TOTAL:		66,433.12				66,433.12
TOTAL: 8xxx		66,433.12				66,433.12
4100 APPRVD TEXTBKS/CORE CURRICULA						
01-6300-0-4100-1150-1000-000-00000	INSTR	10,000.00				10,000.00
MATH ADOPTION PILOT		10,000.00				
01-6300-0-4100-1150-1000-002-00000	INSTR	1,900.00				1,900.00
HEGGERTY		250.00				
LITERACY RESOURCES		150.00				
VENTRIS LEARNING		1,500.00				
01-6300-0-4100-1150-1000-003-00000	INSTR	10,000.00				10,000.00
HOUGHTON MIFFLIN HARCOURT		6,250.00				
LEARNING WITHOUT TEARS		3,250.00				
VENTRIS LEARNING		500.00				
01-6300-0-4100-1150-1000-004-00000	INSTR	4,250.00				4,250.00
CENGAGE LEARNING		3,250.00				
TWIGKIT SUPPLIES		1,000.00				
TOTAL:		26,150.00				26,150.00
4300 SUPPLIES						
01-6300-0-4300-1150-1000-002-00000	INSTR	2,000.00				2,000.00
SUPPLIES		2,000.00				
01-6300-0-4300-1150-1000-003-00000	INSTR	2,000.00				2,000.00
SUPPLIES		2,000.00				
01-6300-0-4300-1150-1000-004-00000	INSTR	2,000.00				2,000.00
SUPPLIES		2,000.00				
TOTAL:		6,000.00				6,000.00
TOTAL: 4xxx		32,150.00				32,150.00
5800 PROFES'L/CONSULTG SVCS/OP EXP						
01-6300-0-5800-1150-1000-002-00000	INSTR	2,500.00				2,500.00
FOLLETT SOLUTIONS		2,500.00				
01-6300-0-5800-1150-1000-004-00000	INSTR	3,500.00				3,500.00
FOLLETT SOLUTIONS		3,500.00				
TOTAL:		6,000.00				6,000.00
TOTAL: 5xxx		6,000.00				6,000.00
*SUB-TOTAL:1000-5999		38,150.00				38,150.00

FUND :01 GENERAL FUND RESOURCE:6332 CA COMM SCHOOL PTNR IMP GRANT

	FUNCTION	2026-2027 BUDGETDEV BUDGET	2026-2027 YTD ACTUAL	2026-2027 YTD ENCUMBER	CALC: 2+3 2026-2027 TOTAL	CALC: 1-4 2026-2027 REMAINING BUDGET
8590 ALL OTHER STATE REVENUES						
01-6332-0-8590-0000-0000-000-00000	REV/BAL	490,000.00				490,000.00
Community Schools Grant		490,000.00				
TOTAL:		490,000.00				490,000.00
8980 CONTRIBUTIONS FR UNRESTR REV						
01-6332-0-8980-0000-0000-000-00000	REV/BAL	158,413.14				158,413.14
FROM 0000		158,413.14				
TOTAL:		158,413.14				158,413.14
TOTAL: 8xxx		648,413.14				648,413.14
2200 CLASSIFIED SUPPORT SALARIES						
01-6332-0-2200-0000-7200-000-00000	GEN ADM	211,309.70				211,309.70
Byrd, Jessica		58,900.00				
Gerdes, Natalie		58,900.00				
Smith, Kelly		93,509.70				
01-6332-0-2200-1150-3140-000-00000	HLTHSER	69,560.57				69,560.57
Aleman, Carmen		33,895.03				
Bear, Avery		35,665.54				
TOTAL:		280,870.27				280,870.27
2400 CLERICAL/TECHNICAL/OFFICE SAL						
01-6332-0-2400-0000-7200-000-00000	GEN ADM	75,750.11				75,750.11
Bear, Amber		75,750.11				
TOTAL:		75,750.11				75,750.11
TOTAL: 2xxx		356,620.38				356,620.38
3202 PERS CLASSIFIED						
01-6332-0-3202-0000-7200-000-00000	GEN ADM	76,960.73				76,960.73
*Bear, Amber		20,308.60				
*Byrd, Jessica		15,791.09				
*Gerdes, Natalie		15,791.09				
*Smith, Kelly		25,069.95				
01-6332-0-3202-1150-3140-000-00000	HLTHSER	18,649.19				18,649.19
*Aleman, Carmen		9,087.26				
*Bear, Avery		9,561.93				
TOTAL:		95,609.92				95,609.92
3302 SOCIAL SECURITY CLASSIFIED						
01-6332-0-3302-0000-7200-000-00000	GEN ADM	17,797.71				17,797.71
*Bear, Amber		4,696.51				
*Byrd, Jessica		3,651.80				
*Gerdes, Natalie		3,651.80				
*Smith, Kelly		5,797.60				
01-6332-0-3302-1150-3140-000-00000	HLTHSER	4,312.75				4,312.75
*Aleman, Carmen		2,101.49				
*Bear, Avery		2,211.26				
TOTAL:		22,110.46				22,110.46
3312 MEDICARE - CLASSIFIED						

FUND :01 GENERAL FUND RESOURCE:6332 CA COMM SCHOOL PTNR IMP GRANT

	FUNCTION	2026-2027 BUDGETDEV BUDGET	2026-2027 YTD ACTUAL	2026-2027 YTD ENCUMBER	CALC: 2+3 2026-2027 TOTAL	CALC: 1-4 2026-2027 REMAINING BUDGET
01-6332-0-3312-0000-7200-000-00000	GEN ADM	4,162.37				4,162.37
*Bear, Amber		1,098.38				
*Byrd, Jessica		854.05				
*Gerdes, Natalie		854.05				
*Smith, Kelly		1,355.89				
01-6332-0-3312-1150-3140-000-00000	HLTHSER	1,008.63				1,008.63
*Aleman, Carmen		491.48				
*Bear, Avery		517.15				
TOTAL:		5,171.00				5,171.00
3402 HEALTH & WELFARE CLASSIFIED						
01-6332-0-3402-0000-7200-000-00000	GEN ADM	51,018.84				51,018.84
Bear, Amber,H&W		11,618.64				
Byrd, Jessica,H&W		13,133.40				
Gerdes, Natalie,H&W		13,133.40				
Smith, Kelly,H&W		13,133.40				
01-6332-0-3402-1150-3140-000-00000	HLTHSER	13,200.00				13,200.00
Aleman, Carmen,H&W		6,600.00				
Bear, Avery,H&W		6,600.00				
TOTAL:		64,218.84				64,218.84
3502 UNEMPLOYMENT - CLASSIFIED						
01-6332-0-3502-0000-7200-000-00000	GEN ADM	143.53				143.53
*Bear, Amber		37.88				
*Byrd, Jessica		29.45				
*Gerdes, Natalie		29.45				
*Smith, Kelly		46.75				
01-6332-0-3502-1150-3140-000-00000	HLTHSER	34.78				34.78
*Aleman, Carmen		16.95				
*Bear, Avery		17.83				
TOTAL:		178.31				178.31
3602 WORKERS COMP - CLASSIFIED						
01-6332-0-3602-0000-7200-000-00000	GEN ADM	5,845.69				5,845.69
*Bear, Amber		1,542.58				
*Byrd, Jessica		1,199.44				
*Gerdes, Natalie		1,199.44				
*Smith, Kelly		1,904.23				
01-6332-0-3602-1150-3140-000-00000	HLTHSER	1,416.53				1,416.53
*Aleman, Carmen		690.24				
*Bear, Avery		726.29				
TOTAL:		7,262.22				7,262.22
TOTAL: 3xxx		194,550.75				194,550.75
4300 SUPPLIES						
01-6332-0-4300-1150-1000-002-00000	INSTR	5,000.00				5,000.00
SUPPLIES		5,000.00				
01-6332-0-4300-1150-1000-003-00000	INSTR	5,000.00				5,000.00
SUPPLIES		5,000.00				

FUND :01 GENERAL FUND RESOURCE:6332 CA COMM SCHOOL PTNR IMP GRANT

	FUNCTION	2026-2027 BUDGETDEV BUDGET	2026-2027 YTD ACTUAL	2026-2027 YTD ENCUMBER	CALC: 2+3 2026-2027 TOTAL	CALC: 1-4 2026-2027 REMAINING BUDGET
01-6332-0-4300-1150-1000-004-00000	INSTR	6,000.00				6,000.00
SUPPLIES		6,000.00				
TOTAL:		16,000.00				16,000.00
TOTAL: 4xxx		16,000.00				16,000.00
5200 TRAVEL & CONFERENCE						
01-6332-0-5200-0000-7200-000-00000	GEN ADM	5,000.00				5,000.00
TRAINING		5,000.00				
TOTAL:		5,000.00				5,000.00
5600 RENTALS, LEASES & REPAIRS,N.C.						
01-6332-0-5600-0000-3110-000-00000	GUIDCNS	1,000.00				1,000.00
RENTALS FOR EVENING EVENTS		1,000.00				
TOTAL:		1,000.00				1,000.00
5800 PROFES'L/CONSULTG SVCS/OP EXP						
01-6332-0-5800-0000-3110-002-00000	GUIDCNS	17,500.00				17,500.00
WAGGONER COUNSELOR		17,500.00				
01-6332-0-5800-0000-3110-004-00000	GUIDCNS	15,000.00				15,000.00
WAGGONER COUNSELOR		15,000.00				
01-6332-0-5800-0000-7200-000-00000	GEN ADM	1,280.00				1,280.00
SURVEYMONKEY		1,280.00				
01-6332-0-5800-1150-3140-000-00000	HLTHSER	5,000.00				5,000.00
SPORTS PHYSICALS		5,000.00				
01-6332-0-5800-8100-5100-002-00000	COMM RE	4,000.00				4,000.00
FAMILY ENGAGEMENT- BOWL		4,000.00				
01-6332-0-5800-8100-5100-003-00000	COMM RE	1,500.00				1,500.00
FAMILY ENGAGEMENT- BOWL		1,500.00				
TOTAL:		44,280.00				44,280.00
TOTAL: 5xxx		50,280.00				50,280.00
*SUB-TOTAL:1000-5999		617,451.13				617,451.13
7310 TRANSFERS OF INDIRECT COSTS						
01-6332-0-7310-0000-7210-000-00000	COST TR	30,962.01				30,962.01
5.91% INDIRECT COST RATE		30,962.01				
TOTAL:		30,962.01				30,962.01
TOTAL: 7xxx		30,962.01				30,962.01
*SUB-TOTAL:1000-7999		648,413.14				648,413.14

FUND :01 GENERAL FUND RESOURCE:6500 SPECIAL EDUCATION

	FUNCTION	2026-2027 BUDGETDEV BUDGET	2026-2027 YTD ACTUAL	2026-2027 YTD ENCUMBER	CALC: 2+3 2026-2027 TOTAL	CALC: 1-4 2026-2027 REMAINING BUDGET
8980 CONTRIBUTIONS FR UNRESTR REV						
01-6500-0-8980-5001-0000-000-00000	REV/BAL	457,889.18				457,889.18
CONTR FROM 0000 FOR SPED		457,889.18				
TOTAL:		457,889.18				457,889.18
TOTAL: 8xxx		457,889.18				457,889.18
1100 CERTIFICATED TEACHERS SALARIES						
01-6500-0-1100-5760-1120-002-00000	SE RSP	94,674.00				94,674.00
Casey, Lauren		92,674.00				
SpEd Extra Hours		2,000.00				
01-6500-0-1100-5760-1120-004-00000	SE RSP	80,715.00				80,715.00
Moser, Leslie		80,715.00				
TOTAL:		175,389.00				175,389.00
TOTAL: 1xxx		175,389.00				175,389.00
2100 INSTRUCTIONAL AIDE SALARIES						
01-6500-0-2100-5760-1120-002-00000	SE RSP	27,290.09				27,290.09
Graham, Tawny		25,290.09				
SpEd Para stipends		2,000.00				
01-6500-0-2100-5760-1120-003-00000	SE RSP	7,280.88				7,280.88
SpEd Para stipends		1,000.00				
Stott, Katelynn		6,280.88				
01-6500-0-2100-5760-1120-004-00000	SE RSP	57,092.72				57,092.72
Elmore, LisaLCAP 1.5		31,054.42				
Maughs, Hannah		24,038.30				
SpEd Para stipends		2,000.00				
TOTAL:		91,663.69				91,663.69
TOTAL: 2xxx		91,663.69				91,663.69
3101 STRS CERTIFICATED						
01-6500-0-3101-5760-1120-002-00000	SE RSP	18,082.73				18,082.73
*Casey, Lauren		17,700.73				
*SpEd Extra Hours		382.00				
01-6500-0-3101-5760-1120-004-00000	SE RSP	15,416.57				15,416.57
*Moser, Leslie		15,416.57				
TOTAL:		33,499.30				33,499.30
3202 PERS CLASSIFIED						
01-6500-0-3202-5760-1120-002-00000	SE RSP	7,316.47				7,316.47
*Graham, Tawny		6,780.27				
*SpEd Para stipend		536.20				
01-6500-0-3202-5760-1120-003-00000	SE RSP	1,952.00				1,952.00
*SpEd Para stipend		268.10				
*Stott, Katelynn		1,683.90				
01-6500-0-3202-5760-1120-004-00000	SE RSP	15,306.56				15,306.56
*Elmore, LisaLCAP		8,325.69				
*Maughs, Hannah		6,444.67				

FUND :01 GENERAL FUND RESOURCE:6500 SPECIAL EDUCATION

	FUNCTION	2026-2027 BUDGETDEV BUDGET	2026-2027 YTD ACTUAL	2026-2027 YTD ENCUMBER	CALC: 2+3 2026-2027 TOTAL	CALC: 1-4 2026-2027 REMAINING BUDGET
*SpEd Para stipend		536.20				
TOTAL:		24,575.03				24,575.03
3302 SOCIAL SECURITY CLASSIFIED						
01-6500-0-3302-5760-1120-002-00000	SE RSP	1,691.99				1,691.99
*Graham, Tawny		1,567.99				
*SpEd Para stipend		124.00				
01-6500-0-3302-5760-1120-003-00000	SE RSP	451.41				451.41
*SpEd Para stipend		62.00				
*Stott, Katelynn		389.41				
01-6500-0-3302-5760-1120-004-00000	SE RSP	3,539.74				3,539.74
*Elmore, LisaLCAP		1,925.37				
*Maughs, Hannah		1,490.37				
*SpEd Para stipend		124.00				
TOTAL:		5,683.14				5,683.14
3311 MEDICARE - CERTIFICATED						
01-6500-0-3311-5760-1120-002-00000	SE RSP	1,372.77				1,372.77
*Casey, Lauren		1,343.77				
*SpEd Extra Hours		29.00				
01-6500-0-3311-5760-1120-004-00000	SE RSP	1,170.37				1,170.37
*Moser, Leslie		1,170.37				
TOTAL:		2,543.14				2,543.14
3312 MEDICARE - CLASSIFIED						
01-6500-0-3312-5760-1120-002-00000	SE RSP	395.71				395.71
*Graham, Tawny		366.71				
*SpEd Para stipend		29.00				
01-6500-0-3312-5760-1120-003-00000	SE RSP	105.57				105.57
*SpEd Para stipend		14.50				
*Stott, Katelynn		91.07				
01-6500-0-3312-5760-1120-004-00000	SE RSP	827.85				827.85
*Elmore, LisaLCAP		450.29				
*Maughs, Hannah		348.56				
*SpEd Para stipend		29.00				
TOTAL:		1,329.13				1,329.13
3401 HEALTH & WELFARE CERTIFICATED						
01-6500-0-3401-5760-1120-002-00000	SE RSP	11,618.64				11,618.64
Casey, Lauren,H&W		11,618.64				
01-6500-0-3401-5760-1120-004-00000	SE RSP	13,200.00				13,200.00
Moser, Leslie,H&W		13,200.00				
TOTAL:		24,818.64				24,818.64
3402 HEALTH & WELFARE CLASSIFIED						
01-6500-0-3402-5760-1120-002-00000	SE RSP	9,075.00				9,075.00
Graham, Tawny,H&W		9,075.00				
01-6500-0-3402-5760-1120-004-00000	SE RSP	8,250.00				8,250.00
Maughs, Hannah,H&W		8,250.00				
TOTAL:		17,325.00				17,325.00
3501 UNEMPLOYMENT - CERTIFICATED						

FUND :01 GENERAL FUND RESOURCE:6500 SPECIAL EDUCATION

	FUNCTION	2026-2027 BUDGETDEV BUDGET	2026-2027 YTD ACTUAL	2026-2027 YTD ENCUMBER	CALC: 2+3 2026-2027 TOTAL	CALC: 1-4 2026-2027 REMAINING BUDGET
01-6500-0-3501-5760-1120-002-00000	SE RSP	47.34				47.34
*Casey, Lauren		46.34				
*SpEd Extra Hours		1.00				
01-6500-0-3501-5760-1120-004-00000	SE RSP	40.36				40.36
*Moser, Leslie		40.36				
TOTAL:		87.70				87.70
3502 UNEMPLOYMENT - CLASSIFIED						
01-6500-0-3502-5760-1120-002-00000	SE RSP	13.65				13.65
*Graham, Tawny		12.65				
*SpEd Para stipend		1.00				
01-6500-0-3502-5760-1120-003-00000	SE RSP	3.64				3.64
*SpEd Para stipend		0.50				
*Stott, Katelynn		3.14				
01-6500-0-3502-5760-1120-004-00000	SE RSP	28.55				28.55
*Elmore, LisaLCAP		15.53				
*Maughs, Hannah		12.02				
*SpEd Para stipend		1.00				
TOTAL:		45.84				45.84
3601 WORKERS COMP - CERTIFICATED						
01-6500-0-3601-5760-1120-002-00000	SE RSP	1,927.94				1,927.94
*Casey, Lauren		1,887.21				
*SpEd Extra Hours		40.73				
01-6500-0-3601-5760-1120-004-00000	SE RSP	1,643.68				1,643.68
*Moser, Leslie		1,643.68				
TOTAL:		3,571.62				3,571.62
3602 WORKERS COMP - CLASSIFIED						
01-6500-0-3602-5760-1120-002-00000	SE RSP	555.74				555.74
*Graham, Tawny		515.01				
*SpEd Para stipend		40.73				
01-6500-0-3602-5760-1120-003-00000	SE RSP	148.26				148.26
*SpEd Para stipend		20.36				
*Stott, Katelynn		127.90				
01-6500-0-3602-5760-1120-004-00000	SE RSP	1,162.64				1,162.64
*Elmore, LisaLCAP		632.39				
*Maughs, Hannah		489.52				
*SpEd Para stipend		40.73				
TOTAL:		1,866.64				1,866.64
TOTAL: 3xxx		115,345.18				115,345.18
4100 APPRVD TEXTBKS/CORE CURRICULA						
01-6500-0-4100-5760-1120-002-00000	SE RSP	400.00				400.00
CURRICULUM ASSOCIATES		400.00				
01-6500-0-4100-5760-1120-003-00000	SE RSP	700.00				700.00
CURRICULUM ASSOCIATES		700.00				
TOTAL:		1,100.00				1,100.00
4300 SUPPLIES						

FUND :01 GENERAL FUND RESOURCE:6500 SPECIAL EDUCATION

	FUNCTION	2026-2027 BUDGETDEV BUDGET	2026-2027 YTD ACTUAL	2026-2027 YTD ENCUMBER	CALC: 2+3 2026-2027 TOTAL	CALC: 1-4 2026-2027 REMAINING BUDGET
01-6500-0-4300-5760-1120-004-01117	SE RSP	400.00				400.00
Moser, Leslie		400.00				
01-6500-0-4300-5760-1120-004-01148	SE RSP	400.00				400.00
Bammerlin, Jessica		400.00				
TOTAL:		800.00				800.00
TOTAL: 4xxx		1,900.00				1,900.00
5710 TRANSFERS OF DIRECT COSTS						
01-6500-0-5710-5760-1120-004-00000	SE RSP	122,837.95-				122,837.95-
TO RS 3310		122,837.95-				
TOTAL:		122,837.95-				122,837.95-
5800 PROFES'L/CONSULTG SVCS/OP EXP						
01-6500-0-5800-5760-1120-000-00000	SE RSP	200.00				200.00
RIVERSIDE INSIGHTS		200.00				
TOTAL:		200.00				200.00
TOTAL: 5xxx		122,637.95-				122,637.95-
*SUB-TOTAL:1000-5999		261,659.92				261,659.92
7282 ALL OTHER TRFS TO COUNTY OFFIC						
01-6500-0-7282-5760-9200-000-00000	TFAGENC	175,180.50				175,180.50
SPED BILLBACK		175,180.50				
TOTAL:		175,180.50				175,180.50
7310 TRANSFERS OF INDIRECT COSTS						
01-6500-0-7310-5001-7210-000-00000	COST TR	21,048.70				21,048.70
5.91% INDIRECT COST RATE		21,048.70				
TOTAL:		21,048.70				21,048.70
TOTAL: 7xxx		196,229.20				196,229.20
*SUB-TOTAL:1000-7999		457,889.12				457,889.12

FUND :01 GENERAL FUND RESOURCE:6546 MENTAL HEALTH RELATED SERV

	FUNCTION	2026-2027 BUDGETDEV BUDGET	2026-2027 YTD ACTUAL	2026-2027 YTD ENCUMBER	CALC: 2+3 2026-2027 TOTAL	CALC: 1-4 2026-2027 REMAINING BUDGET
8590 ALL OTHER STATE REVENUES						
01-6546-0-8590-5001-0000-000-00000	REV/BAL	43,928.00				43,928.00
MENTAL HEALTH RELATED SERV		43,928.00				
TOTAL:		43,928.00				43,928.00
TOTAL: 8xxx		43,928.00				43,928.00
5100 SUBAGREEMENTS FOR SERVICES						
01-6546-0-5100-5760-1110-000-00000	SP SEPC	43,928.00				43,928.00
MENTAL HEALTH RELATED SERV		43,928.00				
TOTAL:		43,928.00				43,928.00
TOTAL: 5xxx		43,928.00				43,928.00
*SUB-TOTAL:1000-5999		43,928.00				43,928.00

FUND :01 GENERAL FUND RESOURCE:6547 SPC ED EARLY INTERVENT PRESCHO

	FUNCTION	2026-2027 BUDGETDEV BUDGET	2026-2027 YTD ACTUAL	2026-2027 YTD ENCUMBER	CALC: 2+3 2026-2027 TOTAL	CALC: 1-4 2026-2027 REMAINING BUDGET
8590 ALL OTHER STATE REVENUES						
01-6547-0-8590-5001-0000-000-00000	REV/BAL	79,504.73				79,504.73
DETAIL LINE		79,504.73				
TOTAL:		79,504.73				79,504.73
TOTAL: 8xxx		79,504.73				79,504.73
1100 CERTIFICATED TEACHERS SALARIES						
01-6547-0-1100-5760-1120-003-00000	SE RSP	20,000.00				20,000.00
TK Summer SSC Cert		20,000.00				
TOTAL:		20,000.00				20,000.00
1300 CERTIFICATED SUPERV & ADM SAL						
01-6547-0-1300-5760-2700-003-00000	SCH ADM	10,000.00				10,000.00
TK Summer SSC Admin		10,000.00				
TOTAL:		10,000.00				10,000.00
TOTAL: 1xxx		30,000.00				30,000.00
2100 INSTRUCTIONAL AIDE SALARIES						
01-6547-0-2100-5760-1120-003-00000	SE RSP	16,000.00				16,000.00
TK Summer SSC Classified		16,000.00				
TOTAL:		16,000.00				16,000.00
2200 CLASSIFIED SUPPORT SALARIES						
01-6547-0-2200-5760-3700-003-00000	FOODSER	3,000.00				3,000.00
TK Summer SSC FoodServ		3,000.00				
TOTAL:		3,000.00				3,000.00
TOTAL: 2xxx		19,000.00				19,000.00
3101 STRS CERTIFICATED						
01-6547-0-3101-5760-1120-003-00000	SE RSP	3,820.00				3,820.00
*TK Summer SSC Cer		3,820.00				
01-6547-0-3101-5760-2700-003-00000	SCH ADM	1,910.00				1,910.00
*TK Summer SSC Adm		1,910.00				
TOTAL:		5,730.00				5,730.00
3202 PERS CLASSIFIED						
01-6547-0-3202-5760-1120-003-00000	SE RSP	4,289.60				4,289.60
*TK Summer SSC Cla		4,289.60				
01-6547-0-3202-5760-3700-003-00000	FOODSER	804.30				804.30
*TK Summer SSC Foo		804.30				
TOTAL:		5,093.90				5,093.90
3302 SOCIAL SECURITY CLASSIFIED						
01-6547-0-3302-5760-1120-003-00000	SE RSP	992.00				992.00
*TK Summer SSC Cla		992.00				
01-6547-0-3302-5760-3700-003-00000	FOODSER	186.00				186.00
*TK Summer SSC Foo		186.00				

FUND :01 GENERAL FUND RESOURCE:6547 SPC ED EARLY INTERVENT PRESCHO

	FUNCTION	2026-2027 BUDGETDEV BUDGET	2026-2027 YTD ACTUAL	2026-2027 YTD ENCUMBER	CALC: 2+3 2026-2027 TOTAL	CALC: 1-4 2026-2027 REMAINING BUDGET
TOTAL:		1,178.00				1,178.00
3311 MEDICARE - CERTIFICATED						
01-6547-0-3311-5760-1120-003-00000	SE RSP	290.00				290.00
*TK Summer SSC Cer		290.00				
01-6547-0-3311-5760-2700-003-00000	SCH ADM	145.00				145.00
*TK Summer SSC Adm		145.00				
TOTAL:		435.00				435.00
3312 MEDICARE - CLASSIFIED						
01-6547-0-3312-5760-1120-003-00000	SE RSP	232.00				232.00
*TK Summer SSC Cla		232.00				
01-6547-0-3312-5760-3700-003-00000	FOODSER	43.50				43.50
*TK Summer SSC Foo		43.50				
TOTAL:		275.50				275.50
3501 UNEMPLOYMENT - CERTIFICATED						
01-6547-0-3501-5760-1120-003-00000	SE RSP	10.00				10.00
*TK Summer SSC Cer		10.00				
01-6547-0-3501-5760-2700-003-00000	SCH ADM	5.00				5.00
*TK Summer SSC Adm		5.00				
TOTAL:		15.00				15.00
3502 UNEMPLOYMENT - CLASSIFIED						
01-6547-0-3502-5760-1120-003-00000	SE RSP	8.00				8.00
*TK Summer SSC Cla		8.00				
01-6547-0-3502-5760-3700-003-00000	FOODSER	1.50				1.50
*TK Summer SSC Foo		1.50				
TOTAL:		9.50				9.50
3601 WORKERS COMP - CERTIFICATED						
01-6547-0-3601-5760-1120-003-00000	SE RSP	407.28				407.28
*TK Summer SSC Cer		407.28				
01-6547-0-3601-5760-2700-003-00000	SCH ADM	203.64				203.64
*TK Summer SSC Adm		203.64				
TOTAL:		610.92				610.92
3602 WORKERS COMP - CLASSIFIED						
01-6547-0-3602-5760-1120-003-00000	SE RSP	325.82				325.82
*TK Summer SSC Cla		325.82				
01-6547-0-3602-5760-3700-003-00000	FOODSER	61.09				61.09
*TK Summer SSC Foo		61.09				
TOTAL:		386.91				386.91
TOTAL: 3xxx		13,734.73				13,734.73
5800 PROFES'L/CONSULTG SVCS/OP EXP						
01-6547-0-5800-5760-1120-003-00000	SE RSP	16,770.00				16,770.00
MENTAL HEALTH RELATED SERV		16,770.00				
TOTAL:		16,770.00				16,770.00

FUND :01 GENERAL FUND RESOURCE:6547 SPC ED EARLY INTERVENT PRESCHO

	FUNCTION	2026-2027 BUDGETDEV BUDGET	2026-2027 YTD ACTUAL	2026-2027 YTD ENCUMBER	CALC: 2+3 2026-2027 TOTAL	CALC: 1-4 2026-2027 REMAINING BUDGET
TOTAL: 5xxx		16,770.00				16,770.00
*SUB-TOTAL:1000-5999		79,504.73				79,504.73

FUND :01 GENERAL FUND RESOURCE:6770 ART & MUSIC IN SCHOOLS

	FUNCTION	2026-2027 BUDGETDEV BUDGET	2026-2027 YTD ACTUAL	2026-2027 YTD ENCUMBER	CALC: 2+3 2026-2027 TOTAL	CALC: 1-4 2026-2027 REMAINING BUDGET
8590 ALL OTHER STATE REVENUES						
01-6770-0-8590-0000-0000-002-00000	REV/BAL	49,749.00				49,749.00
ART & MUSIC IN SCHOOLS		49,749.00				
01-6770-0-8590-0000-0000-003-00000	REV/BAL	31,146.00				31,146.00
ART & MUSIC IN SCHOOLS		31,146.00				
01-6770-0-8590-0000-0000-004-00000	REV/BAL	81,176.00				81,176.00
ART & MUSIC IN SCHOOLS		81,176.00				
TOTAL:		162,071.00				162,071.00
TOTAL: 8xxx		162,071.00				162,071.00
1100 CERTIFICATED TEACHERS SALARIES						
01-6770-0-1100-1150-1000-002-00000	INSTR	52,900.00				52,900.00
Gliatto, Scott		52,900.00				
01-6770-0-1100-1150-1000-004-00000	INSTR	63,663.00				63,663.00
McKee, Aiden		63,663.00				
TOTAL:		116,563.00				116,563.00
TOTAL: 1xxx		116,563.00				116,563.00
3101 STRS CERTIFICATED						
01-6770-0-3101-1150-1000-002-00000	INSTR	10,103.90				10,103.90
*Gliatto, Scott		10,103.90				
01-6770-0-3101-1150-1000-004-00000	INSTR	12,159.63				12,159.63
*McKee, Aiden		12,159.63				
TOTAL:		22,263.53				22,263.53
3311 MEDICARE - CERTIFICATED						
01-6770-0-3311-1150-1000-002-00000	INSTR	767.05				767.05
*Gliatto, Scott		767.05				
01-6770-0-3311-1150-1000-004-00000	INSTR	923.11				923.11
*McKee, Aiden		923.11				
TOTAL:		1,690.16				1,690.16
3401 HEALTH & WELFARE CERTIFICATED						
01-6770-0-3401-1150-1000-002-00000	INSTR	9,400.86				9,400.86
Gliatto, Scott,H&W		9,400.86				
01-6770-0-3401-1150-1000-004-00000	INSTR	13,200.00				13,200.00
McKee, Aiden,H&W		13,200.00				
TOTAL:		22,600.86				22,600.86
3501 UNEMPLOYMENT - CERTIFICATED						
01-6770-0-3501-1150-1000-002-00000	INSTR	26.45				26.45
*Gliatto, Scott		26.45				
01-6770-0-3501-1150-1000-004-00000	INSTR	31.83				31.83
*McKee, Aiden		31.83				
TOTAL:		58.28				58.28
3601 WORKERS COMP - CERTIFICATED						
01-6770-0-3601-1150-1000-002-00000	INSTR	1,077.26				1,077.26

FUND :01 GENERAL FUND RESOURCE:6770 ART & MUSIC IN SCHOOLS

	FUNCTION	2026-2027 BUDGETDEV BUDGET	2026-2027 YTD ACTUAL	2026-2027 YTD ENCUMBER	CALC: 2+3 2026-2027 TOTAL	CALC: 1-4 2026-2027 REMAINING BUDGET
*Gliatto, Scott		1,077.26				
01-6770-0-3601-1150-1000-004-00000	INSTR	1,296.43				1,296.43
*McKee, Aiden		1,296.43				
TOTAL:		2,373.69				2,373.69
TOTAL: 3xxx		48,986.52				48,986.52
4300 SUPPLIES						
01-6770-0-4300-1150-1000-004-08086	INSTR	500.00				500.00
ART SUPPLIES		500.00				
TOTAL:		500.00				500.00
TOTAL: 4xxx		500.00				500.00
5710 TRANSFERS OF DIRECT COSTS						
01-6770-0-5710-1150-1000-000-00000	INSTR	22,437.12-				22,437.12-
% of Gliatto's salary to 0000		22,437.12-				
TOTAL:		22,437.12-				22,437.12-
5800 PROFES'L/CONSULTG SVCS/OP EXP						
01-6770-0-5800-1150-1000-003-00000	INSTR	16,200.00				16,200.00
SCOE Art for GSS		16,200.00				
TOTAL:		16,200.00				16,200.00
TOTAL: 5xxx		6,237.12-				6,237.12-
*SUB-TOTAL:1000-5999		159,812.40				159,812.40
7310 TRANSFERS OF INDIRECT COSTS						
01-6770-0-7310-0000-7210-000-00000	COST TR	2,258.60				2,258.60
1% INDIRECT COST RATE		2,258.60				
TOTAL:		2,258.60				2,258.60
TOTAL: 7xxx		2,258.60				2,258.60
*SUB-TOTAL:1000-7999		162,071.00				162,071.00

FUND :01 GENERAL FUND RESOURCE:7210 AMERICAN INDIAN ECE

	FUNCTION	2026-2027 BUDGETDEV BUDGET	2026-2027 YTD ACTUAL	2026-2027 YTD ENCUMBER	CALC: 2+3 2026-2027 TOTAL	CALC: 1-4 2026-2027 REMAINING BUDGET
8590 ALL OTHER STATE REVENUES						
01-7210-0-8590-0000-0000-000-00000	REV/BAL	65,454.54				65,454.54
DETAIL LINE		65,454.54				
TOTAL:		65,454.54				65,454.54
TOTAL: 8xxx		65,454.54				65,454.54
2100 INSTRUCTIONAL AIDE SALARIES						
01-7210-0-2100-1150-1000-000-00000	INSTR	30,598.55				30,598.55
Bickford, Deborah		30,598.55				
TOTAL:		30,598.55				30,598.55
TOTAL: 2xxx		30,598.55				30,598.55
3202 PERS CLASSIFIED						
01-7210-0-3202-1150-1000-000-00000	INSTR	8,203.47				8,203.47
*Bickford, Deborah		8,203.47				
TOTAL:		8,203.47				8,203.47
3302 SOCIAL SECURITY CLASSIFIED						
01-7210-0-3302-1150-1000-000-00000	INSTR	1,897.11				1,897.11
*Bickford, Deborah		1,897.11				
TOTAL:		1,897.11				1,897.11
3312 MEDICARE - CLASSIFIED						
01-7210-0-3312-1150-1000-000-00000	INSTR	443.68				443.68
*Bickford, Deborah		443.68				
TOTAL:		443.68				443.68
3402 HEALTH & WELFARE CLASSIFIED						
01-7210-0-3402-1150-1000-000-00000	INSTR	6,566.70				6,566.70
Bickford, Deborah,H&W		6,566.70				
TOTAL:		6,566.70				6,566.70
3502 UNEMPLOYMENT - CLASSIFIED						
01-7210-0-3502-1150-1000-000-00000	INSTR	15.30				15.30
*Bickford, Deborah		15.30				
TOTAL:		15.30				15.30
3602 WORKERS COMP - CLASSIFIED						
01-7210-0-3602-1150-1000-000-00000	INSTR	623.11				623.11
*Bickford, Deborah		623.11				
TOTAL:		623.11				623.11
TOTAL: 3xxx		17,749.37				17,749.37
4300 SUPPLIES						
01-7210-0-4300-1150-1000-000-00000	INSTR	17,106.62				17,106.62
TITLE VI SUPPLIES		17,106.62				
TOTAL:		17,106.62				17,106.62

FUND :01 GENERAL FUND RESOURCE:7210 AMERICAN INDIAN ECE

	FUNCTION	2026-2027 BUDGETDEV BUDGET	2026-2027 YTD ACTUAL	2026-2027 YTD ENCUMBER	CALC: 2+3 2026-2027 TOTAL	CALC: 1-4 2026-2027 REMAINING BUDGET
TOTAL: 4xxx		17,106.62				17,106.62
*SUB-TOTAL:1000-5999		65,454.54				65,454.54

FUND :01 GENERAL FUND RESOURCE:7435 LEARN RECOV EMERGENCY GRANT

	FUNCTION	2026-2027 BUDGETDEV BUDGET	2026-2027 YTD ACTUAL	2026-2027 YTD ENCUMBER	CALC: 2+3 2026-2027 TOTAL	CALC: 1-4 2026-2027 REMAINING BUDGET
8590 ALL OTHER STATE REVENUES						
01-7435-0-8590-0000-0000-000-00000	REV/BAL	137,604.00				137,604.00
LREBG		137,604.00				
TOTAL:		137,604.00				137,604.00
TOTAL: 8xxx		137,604.00				137,604.00
5800 PROFES'L/CONSULTG SVCS/OP EXP						
01-7435-0-5800-1150-1000-000-10001	INSTR	84,439.20				84,439.20
I-READY		84,439.20				
01-7435-0-5800-1150-1000-002-10001	INSTR	39,072.00				39,072.00
I-READY		39,072.00				
TOTAL:		123,511.20				123,511.20
TOTAL: 5xxx		123,511.20				123,511.20
*SUB-TOTAL:1000-5999		123,511.20				123,511.20

FUND :01 GENERAL FUND RESOURCE:8150 ONGOING & MAJOR MAINTENANCE

	FUNCTION	2026-2027 BUDGETDEV BUDGET	2026-2027 YTD ACTUAL	2026-2027 YTD ENCUMBER	CALC: 2+3 2026-2027 TOTAL	CALC: 1-4 2026-2027 REMAINING BUDGET
8980 CONTRIBUTIONS FR UNRESTR REV						
01-8150-0-8980-0000-0000-000-00000	REV/BAL	75,000.00				75,000.00
CONTRIBUTION FROM 0000		75,000.00				
TOTAL:		75,000.00				75,000.00
TOTAL: 8xxx		75,000.00				75,000.00
4300 SUPPLIES						
01-8150-0-4300-0000-8110-000-00000	MAINT	2,500.00				2,500.00
Misc Bldg Maint Supply		2,500.00				
01-8150-0-4300-0000-8110-002-00000	MAINT	2,500.00				2,500.00
Misc Bldg Maint Supply		2,500.00				
01-8150-0-4300-0000-8110-003-00000	MAINT	2,500.00				2,500.00
Misc Bldg Maint Supply		2,500.00				
01-8150-0-4300-0000-8110-004-00000	MAINT	2,500.00				2,500.00
Misc Bldg Maint Supply		2,500.00				
TOTAL:		10,000.00				10,000.00
TOTAL: 4xxx		10,000.00				10,000.00
5600 RENTALS, LEASES & REPAIRS,N.C.						
01-8150-0-5600-0000-8110-000-00000	MAINT	40,000.00				40,000.00
CR COMBUSTION		10,000.00				
MISC REPAIRS		5,000.00				
MOUNTAIN AIR HEATING		20,000.00				
RAY MAC MECHANICAL		5,000.00				
01-8150-0-5600-0000-8110-002-00000	MAINT	5,000.00				5,000.00
MISC REPAIRS		5,000.00				
01-8150-0-5600-0000-8110-003-00000	MAINT	5,000.00				5,000.00
MISC REPAIRS		5,000.00				
01-8150-0-5600-0000-8110-004-00000	MAINT	5,000.00				5,000.00
MISC REPAIRS		5,000.00				
TOTAL:		55,000.00				55,000.00
TOTAL: 5xxx		55,000.00				55,000.00
*SUB-TOTAL:1000-5999		65,000.00				65,000.00
7310 TRANSFERS OF INDIRECT COSTS						
01-8150-0-7310-0000-7210-000-00000	COST TR	10,000.00				10,000.00
5.41% INDIRECT COST RATE		10,000.00				
TOTAL:		10,000.00				10,000.00
TOTAL: 7xxx		10,000.00				10,000.00
*SUB-TOTAL:1000-7999		75,000.00				75,000.00
**TOTAL:1000-5999		15,397,078.82				15,397,078.82
**TOTAL:1000-6999		15,427,078.82				15,427,078.82

FUND :01 GENERAL FUND RESOURCE:8150 ONGOING & MAJOR MAINTENANCE

FUNCTION	2026-2027 BUDGETDEV BUDGET	2026-2027 YTD ACTUAL	2026-2027 YTD ENCUMBER	CALC: 2+3 2026-2027 TOTAL	CALC: 1-4 2026-2027 REMAINING BUDGET
**TOTAL:1000-7999	16,200,405.63				16,200,405.63
**TOTAL:8000-8999	16,481,049.56				16,481,049.56

FUND :13 CAFETERIA RESOURCE:5310 CHILD NUTRITION-SCHOOL PROGRAM

	FUNCTION	2026-2027 BUDGETDEV BUDGET	2026-2027 YTD ACTUAL	2026-2027 YTD ENCUMBER	CALC: 2+3 2026-2027 TOTAL	CALC: 1-4 2026-2027 REMAINING BUDGET
8220 CHILD NUTRITION PROGRAMS						
13-5310-0-8220-0000-0000-000-00000	REV/BAL	240,000.00				240,000.00
FED NUTRITION PRO		240,000.00				
TOTAL:		240,000.00				240,000.00
8520 CHILD NUTRITION						
13-5310-0-8520-0000-0000-000-00000	REV/BAL	675,000.00				675,000.00
STATE NUTRITION PRO		675,000.00				
TOTAL:		675,000.00				675,000.00
8660 INTEREST						
13-5310-0-8660-0000-0000-000-00000	REV/BAL	7,500.00				7,500.00
LOCAL REV/INTEREST		7,500.00				
TOTAL:		7,500.00				7,500.00
8916 INTFD TF TO CAFETERIA FR GEN						
13-5310-0-8916-0000-0000-000-00000	REV/BAL	172,965.81				172,965.81
FROM 0000		172,965.81				
TOTAL:		172,965.81				172,965.81
TOTAL: 8xxx		1,095,465.81				1,095,465.81
2200 CLASSIFIED SUPPORT SALARIES						
13-5310-0-2200-0000-3700-002-00000	FOODSER	38,547.09				38,547.09
Green, Sarah		38,547.09				
13-5310-0-2200-0000-3700-003-00000	FOODSER	37,785.02				37,785.02
Ebejer, Martha Markay		37,785.02				
13-5310-0-2200-0000-3700-004-00000	FOODSER	148,640.63				148,640.63
Buelna, Rosa- Head Cfe		44,499.92				
Sadowski, Jayson		28,367.19				
Sweezey, Kristy		39,578.42				
Vacant		36,195.10				
TOTAL:		224,972.74				224,972.74
2300 CLASSIFIED SUPERV & ADMIN SAL						
13-5310-0-2300-0000-3700-000-00000	FOODSER	71,481.54				71,481.54
Head, Renee		71,481.54				
TOTAL:		71,481.54				71,481.54
TOTAL: 2xxx		296,454.28				296,454.28
3202 PERS CLASSIFIED						
13-5310-0-3202-0000-3700-000-00000	FOODSER	19,164.20				19,164.20
*Head, Renee		19,164.20				
13-5310-0-3202-0000-3700-002-00000	FOODSER	10,334.47				10,334.47
*Green, Sarah		10,334.47				
13-5310-0-3202-0000-3700-003-00000	FOODSER	10,130.16				10,130.16
*Ebejer, Martha Ma		10,130.16				
13-5310-0-3202-0000-3700-004-00000	FOODSER	39,850.55				39,850.55
*Buelna, Rosa- Hea		11,930.43				

FUND :13 CAFETERIA RESOURCE:5310 CHILD NUTRITION-SCHOOL PROGRAM

	FUNCTION	2026-2027 BUDGETDEV BUDGET	2026-2027 YTD ACTUAL	2026-2027 YTD ENCUMBER	CALC: 2+3 2026-2027 TOTAL	CALC: 1-4 2026-2027 REMAINING BUDGET
*Sadowski, Jayson		7,605.24				
*Sweezey, Kristy		10,610.97				
*Vacant		9,703.91				
TOTAL:		79,479.38				79,479.38
3302 SOCIAL SECURITY CLASSIFIED						
13-5310-0-3302-0000-3700-000-00000	FOODSER	4,431.86				4,431.86
*Head, Renee		4,431.86				
13-5310-0-3302-0000-3700-002-00000	FOODSER	2,389.92				2,389.92
*Green, Sarah		2,389.92				
13-5310-0-3302-0000-3700-003-00000	FOODSER	2,342.67				2,342.67
*Ebejer, Martha Ma		2,342.67				
13-5310-0-3302-0000-3700-004-00000	FOODSER	9,215.73				9,215.73
*Buelna, Rosa- Hea		2,759.00				
*Sadowski, Jayson		1,758.77				
*Sweezey, Kristy		2,453.86				
*Vacant		2,244.10				
TOTAL:		18,380.18				18,380.18
3312 MEDICARE - CLASSIFIED						
13-5310-0-3312-0000-3700-000-00000	FOODSER	1,036.48				1,036.48
*Head, Renee		1,036.48				
13-5310-0-3312-0000-3700-002-00000	FOODSER	558.93				558.93
*Green, Sarah		558.93				
13-5310-0-3312-0000-3700-003-00000	FOODSER	547.88				547.88
*Ebejer, Martha Ma		547.88				
13-5310-0-3312-0000-3700-004-00000	FOODSER	2,155.29				2,155.29
*Buelna, Rosa- Hea		645.25				
*Sadowski, Jayson		411.32				
*Sweezey, Kristy		573.89				
*Vacant		524.83				
TOTAL:		4,298.58				4,298.58
3402 HEALTH & WELFARE CLASSIFIED						
13-5310-0-3402-0000-3700-000-00000	FOODSER	13,133.40				13,133.40
Head, Renee,H&W		13,133.40				
13-5310-0-3402-0000-3700-004-00000	FOODSER	42,750.15				42,750.15
Buelna, Rosa- Head Cfe,H&W		8,755.60				
Sadowski, Jayson,H&W		10,944.50				
Sweezey, Kristy,H&W		9,850.05				
Vacant,H&W		13,200.00				
TOTAL:		55,883.55				55,883.55
3502 UNEMPLOYMENT - CLASSIFIED						
13-5310-0-3502-0000-3700-000-00000	FOODSER	35.74				35.74
*Head, Renee		35.74				
13-5310-0-3502-0000-3700-002-00000	FOODSER	19.27				19.27
*Green, Sarah		19.27				
13-5310-0-3502-0000-3700-003-00000	FOODSER	18.89				18.89
*Ebejer, Martha Ma		18.89				

FUND :13 CAFETERIA RESOURCE:5310 CHILD NUTRITION-SCHOOL PROGRAM

	FUNCTION	2026-2027 BUDGETDEV BUDGET	2026-2027 YTD ACTUAL	2026-2027 YTD ENCUMBER	CALC: 2+3 2026-2027 TOTAL	CALC: 1-4 2026-2027 REMAINING BUDGET
13-5310-0-3502-0000-3700-004-00000	FOODSER	74.33				74.33
*Buelna, Rosa- Hea		22.25				
*Sadowski, Jayson		14.19				
*Sweezey, Kristy		19.79				
*Vacant		18.10				
TOTAL:		148.23				148.23
3602 WORKERS COMP - CLASSIFIED						
13-5310-0-3602-0000-3700-000-00000	FOODSER	1,455.65				1,455.65
*Head, Renee		1,455.65				
13-5310-0-3602-0000-3700-002-00000	FOODSER	784.97				784.97
*Green, Sarah		784.97				
13-5310-0-3602-0000-3700-003-00000	FOODSER	769.45				769.45
*Ebejer, Martha Ma		769.45				
13-5310-0-3602-0000-3700-004-00000	FOODSER	3,026.92				3,026.92
*Buelna, Rosa- Hea		906.20				
*Sadowski, Jayson		577.67				
*Sweezey, Kristy		805.97				
*Vacant		737.08				
TOTAL:		6,036.99				6,036.99
3702 OPEB, ALLOCATED, CLASSIFIED						
13-5310-0-3702-0000-3700-000-00000	FOODSER	1,604.81				1,604.81
OPEB, ALLOCATED, CLASSIFIED		1,604.81				
13-5310-0-3702-0000-3700-004-00000	FOODSER	1,604.81				1,604.81
OPEB, ALLOCATED, CLASSIFIED		1,604.81				
TOTAL:		3,209.62				3,209.62
TOTAL: 3xxx		167,436.53				167,436.53
4300 SUPPLIES						
13-5310-0-4300-0000-3700-000-00000	FOODSER	46,400.00				46,400.00
Cafeteria Supplies		46,400.00				
TOTAL:		46,400.00				46,400.00
4341 GAS, OIL LUBE, ETC						
13-5310-0-4341-0000-3700-000-00000	FOODSER	100.00				100.00
GAS, OIL LUBE, ETC		100.00				
TOTAL:		100.00				100.00
4700 FOOD						
13-5310-0-4700-0000-3700-000-00000	FOODSER	552,400.00				552,400.00
FOOD BUDGET		552,400.00				
TOTAL:		552,400.00				552,400.00
TOTAL: 4xxx		598,900.00				598,900.00
5300 DUES & MEMBERSHIPS						
13-5310-0-5300-0000-3700-000-00000	FOODSER	350.00				350.00
SLIC CO-OP FEE		350.00				

FUND :13 CAFETERIA RESOURCE:5310 CHILD NUTRITION-SCHOOL PROGRAM

	FUNCTION	2026-2027 BUDGETDEV BUDGET	2026-2027 YTD ACTUAL	2026-2027 YTD ENCUMBER	CALC: 2+3 2026-2027 TOTAL	CALC: 1-4 2026-2027 REMAINING BUDGET
TOTAL:		350.00				350.00
5500 OPERATION & HOUSEKEEPING SERV						
13-5310-0-5500-0000-8200-000-00000	OPER	10,000.00				10,000.00
ALSCO		10,000.00				
TOTAL:		10,000.00				10,000.00
5600 RENTALS, LEASES & REPAIRS,N.C.						
13-5310-0-5600-0000-3700-000-00000	FOODSER	1,500.00				1,500.00
CAF╔ REPAIRS		1,500.00				
13-5310-0-5600-0000-8110-000-00000	MAINT	1,000.00				1,000.00
CAF╔ MAINTENANCE		1,000.00				
TOTAL:		2,500.00				2,500.00
5800 PROFES'L/CONSULTG SVCS/OP EXP						
13-5310-0-5800-0000-3700-000-00000	FOODSER	19,825.00				19,825.00
EMS LINQ		500.00				
GOLD STAR FOODS		2,000.00				
HEARTLAND		2,500.00				
MELISSA MANNING		1,125.00				
MY SCHOOL RD		13,500.00				
SISKIYOU COUNTY COMMUNITY		200.00				
TOTAL:		19,825.00				19,825.00
TOTAL: 5xxx		32,675.00				32,675.00
*SUB-TOTAL:1000-7999		1,095,465.81				1,095,465.81
**TOTAL:1000-5999		1,095,465.81				1,095,465.81
**TOTAL:1000-6999		1,095,465.81				1,095,465.81
**TOTAL:1000-7999		1,095,465.81				1,095,465.81
**TOTAL:8000-8999		1,095,465.81				1,095,465.81

FUND :14 DEFERRED MAINTENANCE RESOURCE:0000 NO REPORTING REQUIREMENT

	FUNCTION	2026-2027 BUDGETDEV BUDGET	2026-2027 YTD ACTUAL	2026-2027 YTD ENCUMBER	CALC: 2+3 2026-2027 TOTAL	CALC: 1-4 2026-2027 REMAINING BUDGET
8919 OTHER AUTH INTERFUND TF IN						
14-0000-0-8919-0000-0000-000-00000	REV/BAL	250,000.00				250,000.00
Trans In Def Maint		250,000.00				
TOTAL:		250,000.00				250,000.00
TOTAL: 8xxx		250,000.00				250,000.00
6200 BUILDINGS & IMPROVEMNTS OF BLD						
14-0000-0-6200-0000-8500-000-00000	FAC ACQ	173,450.00				173,450.00
HVACS		45,000.00				
MISC EMERGENCY REPAIRS/REPLACE		106,450.00				
WATER HEATERS		22,000.00				
14-0000-0-6200-0000-8500-004-00000	FAC ACQ	56,550.00				56,550.00
JSS TRIM PAINT		56,550.00				
TOTAL:		230,000.00				230,000.00
6400 EQUIPMENT						
14-0000-0-6400-0000-8500-000-00000	FAC ACQ	20,000.00				20,000.00
TRACTOR REPLACEMENT		20,000.00				
TOTAL:		20,000.00				20,000.00
TOTAL: 6xxx		250,000.00				250,000.00
*SUB-TOTAL:1000-7999		250,000.00				250,000.00
**TOTAL:1000-5999						
**TOTAL:1000-6999		250,000.00				250,000.00
**TOTAL:1000-7999		250,000.00				250,000.00
**TOTAL:8000-8999		250,000.00				250,000.00

Expenditures through:

For Fund(s), Resource(s), and Project Year(s):

01 1400 0 Education Protection Account

Description	Object Codes	Amount
AMOUNT AVAILABLE FOR THIS FISCAL YEAR		
Adjusted Beginning Fund Balance	9791-9795	0.00
LCFF Sources	8010-8099	2,814,134.00
Federal Revenue	8100-8299	0.00
Other State Revenue	8300-8599	0.00
Other Local Revenue	8600-8799	0.00
All Other Financing Sources and Contributions	8900-8999	0.00
Unearned Revenue	9650	0.00
TOTAL AVAILABLE		2,814,134.00
EXPENDITURES AND OTHER FINANCING USES		
Certificated Salaries	1000-1999	1,101,792.68
Classified Salaries	2000-2999	0.00
Employee Benefits	3000-3999	438,063.62
Books and Supplies	4000-4999 except 4700	
Instruction (Functions 1000-1999)		0.00
Noninstruction (Functions other than 1000-1999)		0.00
Food Costs	4700	0.00
Subagreements for Services	5100-5199	
Instruction (Functions 1000-1999)		0.00
Noninstruction (Functions other than 1000-1999)		0.00
Travel and Conferences	5200-5299	0.00
Services and Other Operating Expenditures (Excluding objects 5200-5299 and 5800-5999)	5300-5799	1,274,277.70
Professional/Consulting Services & Operating Expenditures	5800-5899	
Instruction (Functions 1000-1999)		0.00
Noninstruction (Functions other than 1000-1999)		0.00
Communications	5900-5999	
Instruction (Functions 1000-1999)		0.00
Noninstruction (Functions other than 1000-1999)		0.00
Capital Outlay	6000-6999	0.00
Other Outgo (Excluding Indirect Costs)	7000-7299, 7400-7499	0.00
Indirect Costs	7310,7350	0.00
Other Financing Uses	7600-7999	0.00
TOTAL EXPENDITURES AND OTHER FINANCING USES		2,814,134.00
BALANCE (Total Available minus Total Expenditures and Other Financing Uses)		0.00
INDIRECT COSTS AS A PERCENTAGE OF ELIGIBLE EXPENDITURES		
Eligible Expenditures (Objects 1000-5999 except objects 4700 & 5100-5199)		2,814,134.00
Indirect Costs (Objects 7310 and 7350)		0.00
Indirect Costs divided by Eligible Expenditures		0.00%