YREKA UNION SCHOOL DISTRICT

3rd Interim

2025-26

Prepared by: Emily Lipke, Chief Business Official

309 JACKSON STREET
YREKA, CA 96097
530-842-1168

GENERAL FUND MULTI-YEAR AND GENERAL FUND
PAGE 1

ALL OTHER FUNDS
PAGE 32

SUPPLEMENTALS
PAGE 79

LCFF & NOTES
PAGE 101

DETAIL REPORTS
PAGE 111

Description	Object Codes	Projected Year Totals (Form 01I) (A)	% Change (Cols. C-A/A) (B)	2026-27 Projection (C)	% Change (Cols. E-C/C) (D)	2027-28 Projection (E)
(Enter projections for subsequent years 1 and 2 in Columns C and E; current year - Column A - is extracted)						
A. REVENUES AND OTHER FINANCING SOURCES						
1. LCFF Sources	8010-8099	11,770,821.01	.30%	11,805,739.01	.82%	11,902,104.01
2. Federal Revenues	8100-8299	233,629.44	0.00%	233,629.44	0.00%	233,629.44
3. Other State Revenues	8300-8599	272,605.71	(.24%)	271,950.23	.14%	272,324.88
4. Other Local Revenues	8600-8799	835,781.46	(65.81%)	285,771.81	(.12%)	285,430.41
5. Other Financing Sources						
a. Transfers In	8900-8929	0.00	0.00%	0.00	0.00%	0.00
b. Other Sources	8930-8979	0.00	0.00%	0.00	0.00%	0.00
c. Contributions	8980-8999	(758,923.41)	36.36%	(1,034,893.91)	50.50%	(1,557,513.52)
6. Total (Sum lines A1 thru A5c)		12,353,914.21	(6.41%)	11,562,196.58	(3.69%)	11,135,975.22
B. EXPENDITURES AND OTHER FINANCING USES						
1. Certificated Salaries						
a. Base Salaries				4,602,921.45		4,611,866.01
b. Step & Column Adjustment				8,506.89		124,993.17
c. Cost-of-Living Adjustment				0.00		0.00
d. Other Adjustments				437.67		(16,528.63)
e. Total Certificated Salaries (Sum lines B1a thru B1d)	1000-1999	4,602,921.45	.19%	4,611,866.01	2.35%	4,720,330.55
2. Classified Salaries						
a. Base Salaries				1,792,801.63		1,874,112.62
b. Step & Column Adjustment				67,230.06		70,279.22
c. Cost-of-Living Adjustment				0.00		0.00
d. Other Adjustments				14,080.93		0.00
e. Total Classified Salaries (Sum lines B2a thru B2d)	2000-2999	1,792,801.63	4.54%	1,874,112.62	3.75%	1,944,391.84
3. Employee Benefits	3000-3999	2,818,946.67	1.22%	2,853,367.05	2.46%	2,923,570.15
4. Books and Supplies	4000-4999	356,351.47	(.95%)	352,978.50	1.86%	359,538.08
5. Services and Other Operating Expenditures	5000-5999	2,070,329.43	2.91%	2,130,599.04	5.24%	2,242,136.09
6. Capital Outlay	6000-6999	0.00	0.00%	0.00	0.00%	0.00
7. Other Outgo (excluding Transfers of Indirect Costs)	7100-7299, 7400-7499	149,978.00	0.00%	149,978.00	0.00%	149,978.00
8. Other Outgo - Transfers of Indirect Costs	7300-7399	(199,034.75)	.09%	(199,222.53)	8.30%	(215,765.66)
9. Other Financing Uses						
a. Transfers Out	7600-7629	0.00	0.00%	0.00	0.00%	130,000.00
b. Other Uses	7630-7699	0.00	0.00%	0.00	0.00%	0.00
10. Other Adjustments (Explain in Section F below)				0.00		0.00
11. Total (Sum lines B1 thru B10)		11,592,293.90	1.56%	11,773,678.69	4.08%	12,254,179.05
C. NET INCREASE (DECREASE) IN FUND BALANCE (Line A6 minus line B11)		761,620.31		(211,482.11)		(1,118,203.83)
D. FUND BALANCE						
1. Net Beginning Fund Balance(Form 01I, line F1e)		254,934.65		1,016,554.96		805,072.85
2. Ending Fund Balance (Sum lines C and D1)		1,016,554.96		805,072.85		(313,130.98)
3. Components of Ending Fund Balance (Form 01I)						
a. Nonspendable	9710-9719	0.00		0.00		0.00
b. Restricted	9740					
c. Committed						
1. Stabilization Arrangements	9750	0.00		0.00		0.00
2. Other Commitments	9760	0.00		0.00		0.00
d. Assigned	9780	0.00		0.00		0.00
e. Unassigned/Unappropriated						

Description	Object Codes	Projected Year Totals (Form 01I) (A)	% Change (Cols. C-A/A) (B)	2026-27 Projection (C)	% Change (Cols. E-C/C) (D)	2027-28 Projection (E)
1. Reserve for Economic Uncertainties	9789	690,626.62		659,416.92		681,231.07
2. Unassigned/Unappropriated	9790	325,928.34		145,655.93		(994,362.05)
f. Total Components of Ending Fund Balance (Line D3f must agree with line D2)		1,016,554.96		805,072.85		(313,130.98)
E. AVAILABLE RESERVES						
1. General Fund						
a. Stabilization Arrangements	9750	0.00		0.00		0.00
b. Reserve for Economic Uncertainties	9789	690,626.62		659,416.92		681,231.07
c. Unassigned/Unappropriated	9790	325,928.34		145,655.93		(994,362.05)
(Enter other reserve projections in Columns C and E for subsequent years 1 and 2; current year - Column A - is extracted)						
2. Special Reserve Fund - Noncapital Outlay (Fund 17)						
a. Stabilization Arrangements	9750	0.00		0.00		0.00
b. Reserve for Economic Uncertainties	9789	0.00		0.00		0.00
c. Unassigned/Unappropriated	9790	0.00		0.00		0.00
3. Total Available Reserves (Sum lines E1a thru E2c)		1,016,554.96		805,072.85		(313,130.98)

F. ASSUMPTIONS

Please provide below or on a separate attachment, the assumptions used to determine the projections for the first and second subsequent fiscal years. Further, please include an explanation for any significant expenditure adjustments projected in lines B1d, B2d, and B10. For additional information, please refer to the Budget Assumptions section of the SACS Financial Reporting Software User Guide.

Salary adjustments are due to future retirements and the depletion of categorical funds.

Description	Object Codes	Projected Year Totals (Form 01I) (A)	% Change (Cols. C-A/A) (B)	2026-27 Projection (C)	% Change (Cols. E-C/C) (D)	2027-28 Projection (E)
(Enter projections for subsequent years 1 and 2 in Columns C and E; current year - Column A - is extracted)						
A. REVENUES AND OTHER FINANCING SOURCES						
1. LCFF Sources	8010-8099	0.00	0.00%	0.00	0.00%	0.00
2. Federal Revenues	8100-8299	888,071.20	0.00%	888,071.20	0.00%	888,071.20
3. Other State Revenues	8300-8599	2,644,447.64	(14.71%)	2,255,437.52	1.12%	2,280,747.99
4. Other Local Revenues	8600-8799	423,532.23	0.00%	423,532.23	0.00%	423,532.23
5. Other Financing Sources						
a. Transfers In	8900-8929	0.00	0.00%	0.00	0.00%	0.00
b. Other Sources	8930-8979	0.00	0.00%	0.00	0.00%	0.00
c. Contributions	8980-8999	758,923.41	36.36%	1,034,893.91	50.50%	1,557,513.52
6. Total (Sum lines A1 thru A5c)		4,714,974.48	(2.40%)	4,601,934.86	11.91%	5,149,864.94
B. EXPENDITURES AND OTHER FINANCING USES						
1. Certificated Salaries						
a. Base Salaries				974,777.00		929,386.93
b. Step & Column Adjustment				25,153.93		25,279.34
c. Cost-of-Living Adjustment				0.00		0.00
d. Other Adjustments				(70,544.00)		0.00
e. Total Certificated Salaries (Sum lines B1a thru B1d)	1000-1999	974,777.00	(4.66%)	929,386.93	2.72%	954,666.27
2. Classified Salaries						
a. Base Salaries				1,437,402.87		1,491,305.48
b. Step & Column Adjustment				53,902.61		55,923.99
c. Cost-of-Living Adjustment				0.00		0.00
d. Other Adjustments				0.00		0.00
e. Total Classified Salaries (Sum lines B2a thru B2d)	2000-2999	1,437,402.87	3.75%	1,491,305.48	3.75%	1,547,229.47
3. Employee Benefits	3000-3999	1,018,906.35	1.06%	1,029,673.36	3.90%	1,069,809.16
4. Books and Supplies	4000-4999	366,222.72	(14.45%)	313,295.49	2.00%	319,561.39
5. Services and Other Operating Expenditures	5000-5999	996,521.93	(40.27%)	595,196.47	.64%	598,979.07
6. Capital Outlay	6000-6999	316,952.58	(100.00%)	0.00	0.00%	0.00
7. Other Outgo (excluding Transfers of Indirect Costs)	7100-7299, 7400-7499	113,553.46	0.00%	113,553.46	0.00%	113,553.46
8. Other Outgo - Transfers of Indirect Costs	7300-7399	199,034.75	.09%	199,222.53	8.30%	215,765.66
9. Other Financing Uses						
a. Transfers Out	7600-7629	250,000.00	0.00%	250,000.00	0.00%	250,000.00
b. Other Uses	7630-7699	0.00	0.00%	0.00	0.00%	0.00
10. Other Adjustments (Explain in Section F below)				0.00		0.00
11. Total (Sum lines B1 thru B10)		5,673,371.66	(13.25%)	4,921,633.72	3.01%	5,069,564.48
C. NET INCREASE (DECREASE) IN FUND BALANCE (Line A6 minus line B11)		(958,397.18)		(319,698.86)		80,300.46
D. FUND BALANCE						
1. Net Beginning Fund Balance (Form 01I, line F1e)		2,122,384.48		1,163,987.30		844,288.44
2. Ending Fund Balance (Sum lines C and D1)		1,163,987.30		844,288.44		924,588.90
3. Components of Ending Fund Balance (Form 01I)						
a. Nonspendable	9710-9719	0.00		0.00		0.00
b. Restricted	9740	1,163,987.30		844,288.44		924,588.90
c. Committed						
1. Stabilization Arrangements	9750					
2. Other Commitments	9760					
d. Assigned	9780					
e. Unassigned/Unappropriated						

Description	Object Codes	Projected Year Totals (Form 01I) (A)	% Change (Cols. C-A/A) (B)	2026-27 Projection (C)	% Change (Cols. E-C/C) (D)	2027-28 Projection (E)
1. Reserve for Economic Uncertainties	9789					
2. Unassigned/Unappropriated	9790	0.00		0.00		0.00
f. Total Components of Ending Fund Balance (Line D3f must agree with line D2)		1,163,987.30		844,288.44		924,588.90
E. AVAILABLE RESERVES						
1. General Fund)						
a. Stabilization Arrangements	9750					
b. Reserve for Economic Uncertainties	9789					
c. Unassigned/Unappropriated Amount	9790					
(Enter current year reserve projections in Column A, and other reserve projections in Columns C and E for subsequent years 1 and 2)						
2. Special Reserve Fund - Noncapital Outlay (Fund 17)						
a. Stabilization Arrangements	9750					
b. Reserve for Economic Uncertainties	9789					
c. Unassigned/Unappropriated	9790					
3. Total Available Reserves (Sum lines E1a thru E2c)						

F. ASSUMPTIONS

Please provide below or on a separate attachment, the assumptions used to determine the projections for the first and second subsequent fiscal years. Further, please include an explanation for any significant expenditure adjustments projected in lines B1d, B2d, and B10. For additional information, please refer to the Budget Assumptions section of the SACS Financial Reporting Software User Guide.

Salary adjustments are due to future retirements and the depletion of categorical funds.

Description	Object Codes	Projected Year Totals (Form 01I) (A)	% Change (Cols. C-A/A) (B)	2026-27 Projection (C)	% Change (Cols. E-C/C) (D)	2027-28 Projection (E)
(Enter projections for subsequent years 1 and 2 in Columns C and E; current year - Column A - is extracted)						
A. REVENUES AND OTHER FINANCING SOURCES						
1. LCFF Sources	8010-8099	11,770,821.01	.30%	11,805,739.01	.82%	11,902,104.01
2. Federal Revenues	8100-8299	1,121,700.64	0.00%	1,121,700.64	0.00%	1,121,700.64
3. Other State Revenues	8300-8599	2,917,053.35	(13.36%)	2,527,387.75	1.02%	2,553,072.87
4. Other Local Revenues	8600-8799	1,259,313.69	(43.68%)	709,304.04	(.05%)	708,962.64
5. Other Financing Sources						
a. Transfers In	8900-8929	0.00	0.00%	0.00	0.00%	0.00
b. Other Sources	8930-8979	0.00	0.00%	0.00	0.00%	0.00
c. Contributions	8980-8999	0.00	0.00%	0.00	0.00%	0.00
6. Total (Sum lines A1 thru A5c)		17,068,888.69	(5.30%)	16,164,131.44	.75%	16,285,840.16
B. EXPENDITURES AND OTHER FINANCING USES						
1. Certificated Salaries						
a. Base Salaries				5,577,698.45		5,541,252.94
b. Step & Column Adjustment				33,660.82		150,272.51
c. Cost-of-Living Adjustment				0.00		0.00
d. Other Adjustments				(70,106.33)		(16,528.63)
e. Total Certificated Salaries (Sum lines B1a thru B1d)	1000-1999	5,577,698.45	(.65%)	5,541,252.94	2.41%	5,674,996.82
2. Classified Salaries						
a. Base Salaries				3,230,204.50		3,365,418.10
b. Step & Column Adjustment				121,132.67		126,203.21
c. Cost-of-Living Adjustment				0.00		0.00
d. Other Adjustments				14,080.93		0.00
e. Total Classified Salaries (Sum lines B2a thru B2d)	2000-2999	3,230,204.50	4.19%	3,365,418.10	3.75%	3,491,621.31
3. Employee Benefits	3000-3999	3,837,853.02	1.18%	3,883,040.41	2.84%	3,993,379.31
4. Books and Supplies	4000-4999	722,574.19	(7.79%)	666,273.99	1.92%	679,099.47
5. Services and Other Operating Expenditures	5000-5999	3,066,851.36	(11.12%)	2,725,795.51	4.23%	2,841,115.16
6. Capital Outlay	6000-6999	316,952.58	(100.00%)	0.00	0.00%	0.00
7. Other Outgo (excluding Transfers of Indirect Costs)	7100-7299, 7400-7499	263,531.46	0.00%	263,531.46	0.00%	263,531.46
8. Other Outgo - Transfers of Indirect Costs	7300-7399	0.00	0.00%	0.00	0.00%	0.00
9. Other Financing Uses						
a. Transfers Out	7600-7629	250,000.00	0.00%	250,000.00	52.00%	380,000.00
b. Other Uses	7630-7699	0.00	0.00%	0.00	0.00%	0.00
10. Other Adjustments				0.00		0.00
11. Total (Sum lines B1 thru B10)		17,265,665.56	(3.30%)	16,695,312.41	3.76%	17,323,743.53
C. NET INCREASE (DECREASE) IN FUND BALANCE (Line A6 minus line B11)		(196,776.87)		(531,180.97)		(1,037,903.37)
D. FUND BALANCE						
1. Net Beginning Fund Balance (Form 01I, line F1e)		2,377,319.13		2,180,542.26		1,649,361.29
2. Ending Fund Balance (Sum lines C and D1)		2,180,542.26		1,649,361.29		611,457.92
3. Components of Ending Fund Balance (Form 01I)						
a. Nonspendable	9710-9719	0.00		0.00		0.00
b. Restricted	9740	1,163,987.30		844,288.44		924,588.90
c. Committed						
1. Stabilization Arrangements	9750	0.00		0.00		0.00
2. Other Commitments	9760	0.00		0.00		0.00
d. Assigned	9780	0.00		0.00		0.00
e. Unassigned/Unappropriated						

Description	Object Codes	Projected Year Totals (Form 01I) (A)	% Change (Cols. C-A/A) (B)	2026-27 Projection (C)	% Change (Cols. E-C/C) (D)	2027-28 Projection (E)
1. Reserve for Economic Uncertainties	9789	690,626.62		659,416.92		681,231.07
2. Unassigned/Unappropriated	9790	325,928.34		145,655.93		(994,362.05)
f. Total Components of Ending Fund Balance (Line D3f must agree with line D2)		2,180,542.26		1,649,361.29		611,457.92
E. AVAILABLE RESERVES (Unrestricted except as noted)						
1. General Fund						
a. Stabilization Arrangements	9750	0.00		0.00		0.00
b. Reserve for Economic Uncertainties	9789	690,626.62		659,416.92		681,231.07
c. Unassigned/Unappropriated	9790	325,928.34		145,655.93		(994,362.05)
d. Negative Restricted Ending Balances (Negative resources 2000-9999)	979Z			0.00		0.00
2. Special Reserve Fund - Noncapital Outlay (Fund 17)						
a. Stabilization Arrangements	9750	0.00		0.00		0.00
b. Reserve for Economic Uncertainties	9789	0.00		0.00		0.00
c. Unassigned/Unappropriated	9790	0.00		0.00		0.00
3. Total Available Reserves - by Amount (Sum lines E1 thru E2c)		1,016,554.96		805,072.85		(313,130.98)
4. Total Available Reserves - by Percent (Line E3 divided by Line F3c)		5.89%		4.82%		(1.81%)
F. RECOMMENDED RESERVES						
1. Special Education Pass-through Exclusions						
For districts that serve as the administrative unit (AU) of a special education local plan area (SELPA):						
a. Do you choose to exclude from the reserve calculation the pass-through funds distributed to SELPA members?	YES					
b. If you are the SELPA AU and are excluding special education pass-through funds:						
1. Enter the name(s) of the SELPA(s):						
2. Special education pass-through funds (Column A: Fund 10, resources 3300-3499, 6500-6540 and 6546 objects 7211-7213 and 7221-7223; enter projections for subsequent years 1 and 2 in Columns C and E)		0.00				
2. District ADA						
Used to determine the reserve standard percentage level on line F3d						
(Col. A: Form AI, Estimated P-2 ADA column, Lines A4 and C4; enter projections)		762.15		768.64		751.11
3. Calculating the Reserves						
a. Expenditures and Other Financing Uses (Line B11)		17,265,665.56		16,695,312.41		17,323,743.53
b. Plus: Special Education Pass-through Funds (Line F1b2, if Line F1a is No)		0.00		0.00		0.00
c. Total Expenditures and Other Financing Uses (Line F3a plus line F3b)		17,265,665.56		16,695,312.41		17,323,743.53
d. Reserve Standard Percentage Level (Refer to Form 01CSI, Criterion 10 for calculation details)		4%		4%		4%
e. Reserve Standard - By Percent (Line F3c times F3d)		690,626.62		667,812.50		692,949.74
f. Reserve Standard - By Amount (Refer to Form 01CSI, Criterion 10 for calculation details)		88,000.00		88,000.00		88,000.00
g. Reserve Standard (Greater of Line F3e or F3f)		690,626.62		667,812.50		692,949.74
h. Available Reserves (Line E3) Meet Reserve Standard (Line F3g)		YES		YES		NO

Description	Resource Codes	Object Codes	Original Budget (A)	Board Approved Operating Budget (B)	Actuals To Date (C)	Projected Year Totals (D)	Difference (Col B & D) (E)	% Diff Column B & D (F)
A. REVENUES								
1) LCFF Sources		8010-8099	11,761,738.81	11,770,821.01	11,510,137.09	11,770,821.01	0.00	0.0%
2) Federal Revenue		8100-8299	0.00	0.00	233,629.24	233,629.44	233,629.44	New
3) Other State Revenue		8300-8599	274,998.32	272,605.71	168,674.30	272,605.71	0.00	0.0%
4) Other Local Revenue		8600-8799	245,004.58	856,914.93	276,350.44	835,781.46	(21,133.47)	-2.5%
5) TOTAL, REVENUES			12,281,741.71	12,900,341.65	12,188,791.07	13,112,837.62		
B. EXPENDITURES								
1) Certificated Salaries		1000-1999	4,682,890.48	4,572,921.45	3,529,757.20	4,602,921.45	(30,000.00)	-0.7%
2) Classified Salaries		2000-2999	1,881,723.98	1,792,801.63	1,329,631.65	1,792,801.63	0.00	0.0%
3) Employee Benefits		3000-3999	2,940,228.33	2,812,155.75	2,104,704.17	2,818,946.67	(6,790.92)	-0.2%
4) Books and Supplies		4000-4999	275,861.01	356,049.59	202,356.30	356,351.47	(301.88)	-0.1%
5) Services and Other Operating Expenditures		5000-5999	1,743,321.43	1,979,620.02	1,509,299.90	2,070,329.43	(90,709.41)	-4.6%
6) Capital Outlay		6000-6999	0.00	0.00	0.00	0.00	0.00	0.0%
7) Other Outgo (excluding Transfers of Indirect Costs)		7100-7299 7400-7499	149,978.00	149,978.00	0.00	149,978.00	0.00	0.0%
8) Other Outgo - Transfers of Indirect Costs		7300-7399	(195,339.07)	(195,339.07)	0.00	(199,034.75)	3,695.68	-1.9%
9) TOTAL, EXPENDITURES			11,478,664.16	11,468,187.37	8,675,749.22	11,592,293.90		
C. EXCESS (DEFICIENCY) OF REVENUES OVER EXPENDITURES BEFORE OTHER FINANCING SOURCES AND USES (A5 - B9)			803,077.55	1,432,154.28	3,513,041.85	1,520,543.72		
D. OTHER FINANCING SOURCES/USES								
1) Interfund Transfers								
a) Transfers In		8900-8929	0.00	0.00	0.00	0.00	0.00	0.0%
b) Transfers Out		7600-7629	99,109.27	0.00	0.00	0.00	0.00	0.0%
2) Other Sources/Uses								
a) Sources		8930-8979	200,000.00	0.00	0.00	0.00	0.00	0.0%
b) Uses		7630-7699	0.00	0.00	0.00	0.00	0.00	0.0%
3) Contributions		8980-8999	(757,297.35)	(758,923.41)	0.00	(758,923.41)	0.00	0.0%
4) TOTAL, OTHER FINANCING SOURCES/USES			(656,406.62)	(758,923.41)	0.00	(758,923.41)		
E. NET INCREASE (DECREASE) IN FUND BALANCE (C + D4)			146,670.93	673,230.87	3,513,041.85	761,620.31		
F. FUND BALANCE, RESERVES								
1) Beginning Fund Balance								
a) As of July 1 - Unaudited		9791	254,934.65	254,934.65		254,934.65	0.00	0.0%
b) Audit Adjustments		9793	0.00	0.00		0.00	0.00	0.0%
c) As of July 1 - Audited (F1a + F1b)			254,934.65	254,934.65		254,934.65		
d) Other Restatements		9795	0.00	0.00		0.00	0.00	0.0%
e) Adjusted Beginning Balance (F1c + F1d)			254,934.65	254,934.65		254,934.65		
2) Ending Balance, June 30 (E + F1e)			401,605.58	928,165.52		1,016,554.96		
Components of Ending Fund Balance								
a) Nonspendable								
Revolving Cash		9711	0.00	0.00		0.00		
Stores		9712	0.00	0.00		0.00		

Description	Resource Codes	Object Codes	Original Budget (A)	Board Approved Operating Budget (B)	Actuals To Date (C)	Projected Year Totals (D)	Difference (Col B & D) (E)	% Diff Column B & D (F)
Prepaid Items		9713	0.00	0.00		0.00		
All Others		9719	0.00	0.00		0.00		
b) Restricted		9740	0.00	0.00		0.00		
c) Committed								
Stabilization Arrangements		9750	0.00	0.00		0.00		
Other Commitments		9760	0.00	0.00		0.00		
d) Assigned								
Other Assignments		9780	0.00	0.00		0.00		
e) Unassigned/Unappropriated								
Reserve for Economic Uncertainties		9789	163,034.57	681,876.24		690,626.62		
Unassigned/Unappropriated Amount		9790	238,571.01	246,289.28		325,928.34		
LCFF SOURCES								
Principal Apportionment								
State Aid - Current Year		8011	7,418,014.00	6,196,609.00	6,707,289.07	6,196,609.00	0.00	0.0%
Education Protection Account State Aid - Current Year		8012	1,634,276.00	2,814,134.00	1,534,945.00	2,814,134.00	0.00	0.0%
State Aid - Prior Years		8019	(175,308.44)	(175,308.44)	0.00	(175,308.44)	0.00	0.0%
Tax Relief Subventions								
Homeowners' Exemptions		8021	19,050.92	19,063.42	9,203.56	19,063.42	0.00	0.0%
Timber Yield Tax		8022	1,061.29	1,450.55	839.34	1,450.55	0.00	0.0%
Other Subventions/In-Lieu Taxes		8029	0.00	0.00	0.00	0.00	0.00	0.0%
County & District Taxes								
Secured Roll Taxes		8041	2,743,117.15	2,872,589.87	2,933,636.81	2,872,589.87	0.00	0.0%
Unsecured Roll Taxes		8042	95,703.04	99,215.01	90,503.28	99,215.01	0.00	0.0%
Prior Years' Taxes		8043	0.00	0.00	0.00	0.00	0.00	0.0%
Supplemental Taxes		8044	67,049.98	61,716.27	0.00	61,716.27	0.00	0.0%
Education Revenue Augmentation Fund (ERAF)		8045	(41,225.13)	(118,648.67)	233,720.03	(118,648.67)	0.00	0.0%
Community Redevelopment Funds (SB 617/699/1992)		8047	0.00	0.00	0.00	0.00	0.00	0.0%
Penalties and Interest from Delinquent Taxes		8048	0.00	0.00	0.00	0.00	0.00	0.0%
Miscellaneous Funds (EC 41604)								
Royalties and Bonuses		8081	0.00	0.00	0.00	0.00	0.00	0.0%
Other In-Lieu Taxes		8082	0.00	0.00	0.00	0.00	0.00	0.0%
Less: Non-LCFF								
(50%) Adjustment		8089	0.00	0.00	0.00	0.00	0.00	0.0%
Subtotal, LCFF Sources			11,761,738.81	11,770,821.01	11,510,137.09	11,770,821.01	0.00	0.0%
LCFF Transfers								
Unrestricted LCFF								
Transfers - Current Year	0000	8091	0.00	0.00	0.00	0.00	0.00	0.0%
All Other LCFF Transfers - Current Year	All Other	8091	0.00	0.00	0.00	0.00	0.00	0.0%
Transfers to Charter Schools in Lieu of Property Taxes		8096	0.00	0.00	0.00	0.00	0.00	0.0%
Property Taxes Transfers		8097	0.00	0.00	0.00	0.00	0.00	0.0%
LCFF Transfers - Prior Years		8099	0.00	0.00	0.00	0.00	0.00	0.0%
TOTAL, LCFF SOURCES			11,761,738.81	11,770,821.01	11,510,137.09	11,770,821.01	0.00	0.0%

Description	Resource Codes	Object Codes	Original Budget (A)	Board Approved Operating Budget (B)	Actuals To Date (C)	Projected Year Totals (D)	Difference (Col B & D) (E)	% Diff Column B & D (F)
FEDERAL REVENUE								
Maintenance and Operations		8110	0.00	0.00	0.00	0.00	0.00	0.0%
Special Education Entitlement		8181	0.00	0.00	0.00	0.00		
Special Education Discretionary Grants		8182	0.00	0.00	0.00	0.00		
Child Nutrition Programs		8220	0.00	0.00	0.00	0.00		
Donated Food Commodities		8221	0.00	0.00	0.00	0.00		
Forest Reserve Funds		8260	0.00	0.00	233,629.24	233,629.44	233,629.44	New
Flood Control Funds		8270	0.00	0.00	0.00	0.00	0.00	0.0%
Wildlife Reserve Funds		8280	0.00	0.00	0.00	0.00	0.00	0.0%
FEMA		8281	0.00	0.00	0.00	0.00	0.00	0.0%
Interagency Contracts Between LEAs		8285	0.00	0.00	0.00	0.00	0.00	0.0%
Pass-Through Revenues from Federal Sources		8287	0.00	0.00	0.00	0.00		
Title I, Part A, Basic	3010	8290						
Title I, Part D, Local Delinquent Programs	3025	8290						
Title II, Part A, Supporting Effective Instruction	4035	8290						
Title III, Immigrant Student Program	4201	8290						
Title III, English Learner Program	4203	8290						
Public Charter Schools Grant Program (PCSGP)	4610	8290						
Other Every Student Succeeds Act	3040, 3060, 3061, 3110, 3150, 3155, 3182, 4037, 4123, 4124, 4126, 4127, 4128, 5630	8290						
Career and Technical Education	3500-3599	8290						
All Other Federal Revenue	All Other	8290	0.00	0.00	0.00	0.00	0.00	0.0%
TOTAL, FEDERAL REVENUE			0.00	0.00	233,629.24	233,629.44	233,629.44	New
OTHER STATE REVENUE								
Other State Apportionments								
Special Education Master Plan								
Current Year	6500	8311						
Prior Years	6500	8319						
All Other State Apportionments - Current Year	All Other	8311	0.00	0.00	0.00	0.00	0.00	0.0%
All Other State Apportionments - Prior Years	All Other	8319	0.00	0.00	0.00	0.00	0.00	0.0%
Child Nutrition Programs		8520	0.00	0.00	0.00	0.00		
Mandated Costs Reimbursements		8550	32,541.64	32,275.41	31,186.00	32,275.41	0.00	0.0%
Lottery - Unrestricted and Instructional Materials		8560	159,003.68	156,877.30	134,783.80	156,877.30	0.00	0.0%
Tax Relief Subventions								
Restricted Levies - Other								
Homeowners' Exemptions		8575	0.00	0.00	0.00	0.00		
Other Subventions/In-Lieu Taxes		8576	0.00	0.00	0.00	0.00		
Pass-Through Revenues from State Sources		8587	0.00	0.00	0.00	0.00	0.00	0.0%

Description	Resource Codes	Object Codes	Original Budget (A)	Board Approved Operating Budget (B)	Actuals To Date (C)	Projected Year Totals (D)	Difference (Col B & D) (E)	% Diff Column B & D (F)
Expanded Learning Opportunities Program (ELO-P)	2600	8590						
After School Education and Safety (ASES)	6010	8590						
Charter School Facility Grant	6030	8590						
Career Technical Education Incentive Grant Program	6387	8590						
Drug/Alcohol/Tobacco Funds	6650, 6690, 6695	8590						
California Clean Energy Jobs Act	6230	8590						
Arts and Music in Schools (Prop 28)	6770	8590						
Specialized Secondary	7370	8590						
American Indian Early Childhood Education	7210	8590						
All Other State Revenue	All Other	8590	83,453.00	83,453.00	2,704.50	83,453.00	0.00	0.0%
TOTAL, OTHER STATE REVENUE			274,998.32	272,605.71	168,674.30	272,605.71	0.00	0.0%
OTHER LOCAL REVENUE								
Other Local Revenue								
County and District Taxes								
Other Restricted Levies								
Secured Roll		8615	0.00	0.00	0.00	0.00		
Unsecured Roll		8616	0.00	0.00	0.00	0.00		
Prior Years' Taxes		8617	0.00	0.00	0.00	0.00		
Supplemental Taxes		8618	0.00	0.00	0.00	0.00		
Non-Ad Valorem Taxes								
Parcel Taxes		8621	0.00	0.00	0.00	0.00	0.00	0.0%
Other		8622	0.00	0.00	0.00	0.00	0.00	0.0%
Community Redevelopment Funds Not Subject to LCFF Deduction		8625	0.00	0.00	0.00	0.00		
Penalties and Interest from Delinquent Non-LCFF Taxes		8629	0.00	0.00	0.00	0.00		
Sales								
Sale of Equipment/Supplies		8631	0.00	0.00	0.00	0.00	0.00	0.0%
Sale of Publications		8632	0.00	0.00	0.00	0.00	0.00	0.0%
Food Service Sales		8634	0.00	0.00	0.00	0.00	0.00	0.0%
All Other Sales		8639	0.00	0.00	0.00	0.00	0.00	0.0%
Leases and Rentals		8650	0.00	0.00	0.00	0.00	0.00	0.0%
Interest		8660	65,004.58	65,004.58	19,460.18	19,460.00	(45,544.58)	-70.1%
Net Increase (Decrease) in the Fair Value of Investments		8662	0.00	0.00	0.00	0.00	0.00	0.0%
Fees and Contracts								
Adult Education Fees		8671	0.00	0.00	0.00	0.00	0.00	0.0%
Non-Resident Students		8672	0.00	0.00	0.00	0.00	0.00	0.0%
Transportation Fees From Individuals		8675	0.00	0.00	0.00	0.00	0.00	0.0%
Interagency Services		8677	0.00	0.00	0.00	0.00	0.00	0.0%
Mitigation/Developer Fees		8681	0.00	0.00	0.00	0.00	0.00	0.0%
All Other Fees and Contracts		8689	0.00	0.00	0.00	0.00	0.00	0.0%
Other Local Revenue								
Plus: Misc Funds Non-LCFF (50%) Adjustment		8691	0.00	0.00	0.00	0.00	0.00	0.0%

Description	Resource Codes	Object Codes	Original Budget (A)	Board Approved Operating Budget (B)	Actuals To Date (C)	Projected Year Totals (D)	Difference (Col B & D) (E)	% Diff Column B & D (F)
Pass-Through Revenues From Local Sources		8697	0.00	0.00	0.00	0.00		
All Other Local Revenue		8699	180,000.00	791,910.35	256,890.26	816,321.46	24,411.11	3.1%
Tuition		8710	0.00	0.00	0.00	0.00	0.00	0.0%
All Other Transfers In		8781-8783	0.00	0.00	0.00	0.00	0.00	0.0%
Transfers Of Apportionments								
Special Education SELPA Transfers								
From Districts or Charter Schools	6500	8791						
From County Offices	6500	8792						
From JPAs	6500	8793						
ROC/P Transfers								
From Districts or Charter Schools	6360	8791						
From County Offices	6360	8792						
From JPAs	6360	8793						
Other Transfers of Apportionments								
From Districts or Charter Schools	All Other	8791	0.00	0.00	0.00	0.00	0.00	0.0%
From County Offices	All Other	8792	0.00	0.00	0.00	0.00	0.00	0.0%
From JPAs	All Other	8793	0.00	0.00	0.00	0.00	0.00	0.0%
All Other Transfers In from All Others		8799	0.00	0.00	0.00	0.00	0.00	0.0%
TOTAL, OTHER LOCAL REVENUE			245,004.58	856,914.93	276,350.44	835,781.46	(21,133.47)	-2.5%
TOTAL, REVENUES			12,281,741.71	12,900,341.65	12,188,791.07	13,112,837.62	212,495.97	1.6%
CERTIFICATED SALARIES								
Certificated Teachers' Salaries		1100	4,203,201.65	4,168,090.25	3,167,952.56	4,198,090.25	(30,000.00)	-0.7%
Certificated Pupil Support Salaries		1200	75,217.63	0.00	0.00	0.00	0.00	0.0%
Certificated Supervisors' and Administrators' Salaries		1300	400,386.00	400,746.00	347,608.51	400,746.00	0.00	0.0%
Other Certificated Salaries		1900	4,085.20	4,085.20	14,196.13	4,085.20	0.00	0.0%
TOTAL, CERTIFICATED SALARIES			4,682,890.48	4,572,921.45	3,529,757.20	4,602,921.45	(30,000.00)	-0.7%
CLASSIFIED SALARIES								
Classified Instructional Salaries		2100	680,106.73	620,209.28	360,410.61	620,209.28	0.00	0.0%
Classified Support Salaries		2200	419,811.85	467,869.04	430,212.35	467,869.04	0.00	0.0%
Classified Supervisors' and Administrators' Salaries		2300	315,229.42	315,229.42	233,801.85	315,229.42	0.00	0.0%
Clerical, Technical and Office Salaries		2400	441,874.47	361,707.98	284,441.43	361,707.98	0.00	0.0%
Other Classified Salaries		2900	24,701.51	27,785.91	20,765.41	27,785.91	0.00	0.0%
TOTAL, CLASSIFIED SALARIES			1,881,723.98	1,792,801.63	1,329,631.65	1,792,801.63	0.00	0.0%
EMPLOYEE BENEFITS								
STRS		3101-3102	900,160.20	873,428.03	600,848.81	879,158.03	(5,730.00)	-0.7%
PERS		3201-3202	504,490.22	480,650.13	425,876.37	480,650.13	0.00	0.0%
OASDI/Medicare/Alternative		3301-3302	212,288.71	203,456.74	175,937.38	203,891.74	(435.00)	-0.2%
Health and Welfare Benefits		3401-3402	1,088,844.79	1,024,951.88	776,612.73	1,024,951.88	0.00	0.0%
Unemployment Insurance		3501-3502	3,297.37	3,182.92	2,340.10	3,197.92	(15.00)	-0.5%
Workers' Compensation		3601-3602	134,292.62	129,631.63	92,006.28	130,242.55	(610.92)	-0.5%
OPEB, Allocated		3701-3702	8,997.00	8,997.00	26,836.51	8,997.00	0.00	0.0%
OPEB, Active Employees		3751-3752	81,830.00	81,830.00	0.00	81,830.00	0.00	0.0%
Other Employee Benefits		3901-3902	6,027.42	6,027.42	4,245.99	6,027.42	0.00	0.0%

Description	Resource Codes	Object Codes	Original Budget (A)	Board Approved Operating Budget (B)	Actuals To Date (C)	Projected Year Totals (D)	Difference (Col B & D) (E)	% Diff Column B & D (F)
TOTAL, EMPLOYEE BENEFITS			2,940,228.33	2,812,155.75	2,104,704.17	2,818,946.67	(6,790.92)	-0.2%
BOOKS AND SUPPLIES								
Approved Textbooks and Core Curricula Materials		4100	25,000.00	25,000.00	0.00	25,000.00	0.00	0.0%
Books and Other Reference Materials		4200	565.00	565.00	0.00	565.00	0.00	0.0%
Materials and Supplies		4300	250,296.01	270,614.75	142,169.39	270,916.63	(301.88)	-0.1%
Noncapitalized Equipment		4400	0.00	59,869.84	60,186.91	59,869.84	0.00	0.0%
Food		4700	0.00	0.00	0.00	0.00	0.00	0.0%
TOTAL, BOOKS AND SUPPLIES			275,861.01	356,049.59	202,356.30	356,351.47	(301.88)	-0.1%
SERVICES AND OTHER OPERATING EXPENDITURES								
Subagreements for Services		5100	249,066.60	249,066.60	228,166.65	250,000.00	(933.40)	-0.4%
Travel and Conferences		5200	16,150.00	30,855.77	25,253.85	30,855.77	0.00	0.0%
Dues and Memberships		5300	5,590.00	16,228.00	16,234.16	16,228.00	0.00	0.0%
Insurance		5400-5450	257,697.57	257,697.57	243,990.37	257,697.57	0.00	0.0%
Operations and Housekeeping Services		5500	466,895.00	476,295.00	353,000.68	476,295.00	0.00	0.0%
Rentals, Leases, Repairs, and Noncapitalized Improvements		5600	217,750.00	224,080.42	108,891.00	224,080.42	0.00	0.0%
Transfers of Direct Costs		5710	(66,233.43)	(123,448.38)	0.00	(116,866.73)	(6,581.65)	5.3%
Transfers of Direct Costs - Interfund		5750	0.00	0.00	0.00	0.00	0.00	0.0%
Professional/Consulting Services and Operating Expenditures		5800	562,638.60	815,077.95	524,724.67	898,270.14	(83,192.19)	-10.2%
Communications		5900	33,767.09	33,767.09	9,038.52	33,769.26	(2.17)	0.0%
TOTAL, SERVICES AND OTHER OPERATING EXPENDITURES			1,743,321.43	1,979,620.02	1,509,299.90	2,070,329.43	(90,709.41)	-4.6%
CAPITAL OUTLAY								
Land		6100	0.00	0.00	0.00	0.00	0.00	0.0%
Land Improvements		6170	0.00	0.00	0.00	0.00	0.00	0.0%
Buildings and Improvements of Buildings		6200	0.00	0.00	0.00	0.00	0.00	0.0%
Books and Media for New School Libraries or Major Expansion of School Libraries		6300	0.00	0.00	0.00	0.00	0.00	0.0%
Equipment		6400	0.00	0.00	0.00	0.00	0.00	0.0%
Equipment Replacement		6500	0.00	0.00	0.00	0.00	0.00	0.0%
Lease Assets		6600	0.00	0.00	0.00	0.00	0.00	0.0%
Subscription Assets		6700	0.00	0.00	0.00	0.00	0.00	0.0%
TOTAL, CAPITAL OUTLAY			0.00	0.00	0.00	0.00	0.00	0.0%
OTHER OUTGO (excluding Transfers of Indirect Costs)								
Tuition								
Tuition for Instruction Under Interdistrict Attendance Agreements		7110	0.00	0.00	0.00	0.00	0.00	0.0%
State Special Schools		7130	0.00	0.00	0.00	0.00	0.00	0.0%
Tuition, Excess Costs, and/or Deficit Payments								
Payments to Districts or Charter Schools		7141	0.00	0.00	0.00	0.00	0.00	0.0%
Payments to County Offices		7142	149,978.00	149,978.00	0.00	149,978.00	0.00	0.0%
Payments to JPAs		7143	0.00	0.00	0.00	0.00	0.00	0.0%
Transfers of Pass-Through Revenues								

Description	Resource Codes	Object Codes	Original Budget (A)	Board Approved Operating Budget (B)	Actuals To Date (C)	Projected Year Totals (D)	Difference (Col B & D) (E)	% Diff Column B & D (F)
To Districts or Charter Schools		7211	0.00	0.00	0.00	0.00	0.00	0.0%
To County Offices		7212	0.00	0.00	0.00	0.00	0.00	0.0%
To JPAs		7213	0.00	0.00	0.00	0.00	0.00	0.0%
Special Education SELPA Transfers of Apportionments								
To Districts or Charter Schools	6500	7221						
To County Offices	6500	7222						
To JPAs	6500	7223						
ROC/P Transfers of Apportionments								
To Districts or Charter Schools	6360	7221						
To County Offices	6360	7222						
To JPAs	6360	7223						
Other Transfers of Apportionments	All Other	7221-7223	0.00	0.00	0.00	0.00	0.00	0.0%
All Other Transfers		7281-7283	0.00	0.00	0.00	0.00	0.00	0.0%
All Other Transfers Out to All Others		7299	0.00	0.00	0.00	0.00	0.00	0.0%
Debt Service								
Debt Service - Interest		7438	0.00	0.00	0.00	0.00	0.00	0.0%
Other Debt Service - Principal		7439	0.00	0.00	0.00	0.00	0.00	0.0%
TOTAL, OTHER OUTGO (excluding Transfers of Indirect Costs)			149,978.00	149,978.00	0.00	149,978.00	0.00	0.0%
OTHER OUTGO - TRANSFERS OF INDIRECT COSTS								
Transfers of Indirect Costs		7310	(195,339.07)	(195,339.07)	0.00	(199,034.75)	3,695.68	-1.9%
Transfers of Indirect Costs - Interfund		7350	0.00	0.00	0.00	0.00	0.00	0.0%
TOTAL, OTHER OUTGO - TRANSFERS OF INDIRECT COSTS			(195,339.07)	(195,339.07)	0.00	(199,034.75)	3,695.68	-1.9%
TOTAL, EXPENDITURES			11,478,664.16	11,468,187.37	8,675,749.22	11,592,293.90	(124,106.53)	-1.1%
INTERFUND TRANSFERS								
INTERFUND TRANSFERS IN								
From: Special Reserve Fund		8912	0.00	0.00	0.00	0.00	0.00	0.0%
From: Bond Interest and Redemption Fund		8914	0.00	0.00	0.00	0.00	0.00	0.0%
Other Authorized Interfund Transfers In		8919	0.00	0.00	0.00	0.00	0.00	0.0%
(a) TOTAL, INTERFUND TRANSFERS IN			0.00	0.00	0.00	0.00	0.00	0.0%
INTERFUND TRANSFERS OUT								
To: Child Development Fund		7611	0.00	0.00	0.00	0.00	0.00	0.0%
To: Special Reserve Fund		7612	0.00	0.00	0.00	0.00	0.00	0.0%
To: State School Building Fund/ County School Facilities Fund		7613	0.00	0.00	0.00	0.00	0.00	0.0%
To: Cafeteria Fund		7616	99,109.27	0.00	0.00	0.00	0.00	0.0%
Other Authorized Interfund Transfers Out		7619	0.00	0.00	0.00	0.00	0.00	0.0%
(b) TOTAL, INTERFUND TRANSFERS OUT			99,109.27	0.00	0.00	0.00	0.00	0.0%
OTHER SOURCES/USES								
SOURCES								
State Apportionments								
Emergency Apportionments		8931	0.00	0.00	0.00	0.00	0.00	0.0%
Proceeds								

Description	Resource Codes	Object Codes	Original Budget (A)	Board Approved Operating Budget (B)	Actuals To Date (C)	Projected Year Totals (D)	Difference (Col B & D) (E)	% Diff Column B & D (F)
Proceeds from Disposal of Capital Assets		8953	0.00	0.00	0.00	0.00	0.00	0.0%
Other Sources								
Transfers from Funds of Lapsed/Reorganized LEAs		8965	0.00	0.00	0.00	0.00	0.00	0.0%
Long-Term Debt Proceeds								
Proceeds from Certificates of Participation		8971	0.00	0.00	0.00	0.00	0.00	0.0%
Proceeds from Leases		8972	0.00	0.00	0.00	0.00	0.00	0.0%
Proceeds from Lease Revenue Bonds		8973	0.00	0.00	0.00	0.00	0.00	0.0%
Proceeds from SBITAs		8974	0.00	0.00	0.00	0.00	0.00	0.0%
All Other Financing Sources		8979	200,000.00	0.00	0.00	0.00	0.00	0.0%
(c) TOTAL, SOURCES			200,000.00	0.00	0.00	0.00	0.00	0.0%
USES								
Transfers of Funds from Lapsed/Reorganized LEAs		7651	0.00	0.00	0.00	0.00	0.00	0.0%
All Other Financing Uses		7699	0.00	0.00	0.00	0.00	0.00	0.0%
(d) TOTAL, USES			0.00	0.00	0.00	0.00	0.00	0.0%
CONTRIBUTIONS								
Contributions from Unrestricted Revenues		8980	(757,297.35)	(758,923.41)	0.00	(758,923.41)	0.00	0.0%
Contributions from Restricted Revenues		8990	0.00	0.00	0.00	0.00	0.00	0.0%
(e) TOTAL, CONTRIBUTIONS			(757,297.35)	(758,923.41)	0.00	(758,923.41)	0.00	0.0%
TOTAL, OTHER FINANCING SOURCES/USES (a - b + c - d + e)			(656,406.62)	(758,923.41)	0.00	(758,923.41)	0.00	0.0%

Description	Resource Codes	Object Codes	Original Budget (A)	Board Approved Operating Budget (B)	Actuals To Date (C)	Projected Year Totals (D)	Difference (Col B & D) (E)	% Diff Column B & D (F)
A. REVENUES								
1) LCFF Sources		8010-8099	0.00	0.00	0.00	0.00	0.00	0.0%
2) Federal Revenue		8100-8299	885,005.20	887,177.20	313,794.44	888,071.20	894.00	0.1%
3) Other State Revenue		8300-8599	1,815,820.51	2,863,847.30	873,838.19	2,644,447.64	(219,399.66)	-7.7%
4) Other Local Revenue		8600-8799	423,659.93	423,659.93	305,215.54	423,532.23	(127.70)	0.0%
5) TOTAL, REVENUES			3,124,485.64	4,174,684.43	1,492,848.17	3,956,051.07		
B. EXPENDITURES								
1) Certificated Salaries		1000-1999	828,522.38	862,777.00	783,266.12	974,777.00	(112,000.00)	-13.0%
2) Classified Salaries		2000-2999	946,863.18	1,409,902.87	1,111,865.92	1,437,402.87	(27,500.00)	-2.0%
3) Employee Benefits		3000-3999	767,326.32	983,503.32	757,378.70	1,018,906.35	(35,403.03)	-3.6%
4) Books and Supplies		4000-4999	664,527.70	458,728.04	111,706.09	366,222.72	92,505.32	20.2%
5) Services and Other Operating Expenditures		5000-5999	566,617.77	995,024.30	592,173.36	996,521.93	(1,497.63)	-0.2%
6) Capital Outlay		6000-6999	70,430.00	309,890.48	170,952.58	316,952.58	(7,062.10)	-2.3%
7) Other Outgo (excluding Transfers of Indirect Costs)		7100-7299 7400-7499	160,029.73	113,553.46	0.00	113,553.46	0.00	0.0%
8) Other Outgo - Transfers of Indirect Costs		7300-7399	195,339.07	195,339.07	0.00	199,034.75	(3,695.68)	-1.9%
9) TOTAL, EXPENDITURES			4,199,656.15	5,328,718.54	3,527,342.77	5,423,371.66		
C. EXCESS (DEFICIENCY) OF REVENUES OVER EXPENDITURES BEFORE OTHER FINANCING SOURCES AND USES (A5 - B9)			(1,075,170.51)	(1,154,034.11)	(2,034,494.60)	(1,467,320.59)		
D. OTHER FINANCING SOURCES/USES								
1) Interfund Transfers								
a) Transfers In		8900-8929	0.00	0.00	0.00	0.00	0.00	0.0%
b) Transfers Out		7600-7629	250,000.00	250,000.00	20,000.00	250,000.00	0.00	0.0%
2) Other Sources/Uses								
a) Sources		8930-8979	0.00	0.00	0.00	0.00	0.00	0.0%
b) Uses		7630-7699	0.00	0.00	0.00	0.00	0.00	0.0%
3) Contributions		8980-8999	757,297.35	758,923.41	0.00	758,923.41	0.00	0.0%
4) TOTAL, OTHER FINANCING SOURCES/USES			507,297.35	508,923.41	(20,000.00)	508,923.41		
E. NET INCREASE (DECREASE) IN FUND BALANCE (C + D4)			(567,873.16)	(645,110.70)	(2,054,494.60)	(958,397.18)		
F. FUND BALANCE, RESERVES								
1) Beginning Fund Balance								
a) As of July 1 - Unaudited		9791	2,122,384.48	2,122,384.48		2,122,384.48	0.00	0.0%
b) Audit Adjustments		9793	0.00	0.00		0.00	0.00	0.0%
c) As of July 1 - Audited (F1a + F1b)			2,122,384.48	2,122,384.48		2,122,384.48		
d) Other Restatements		9795	0.00	0.00		0.00	0.00	0.0%
e) Adjusted Beginning Balance (F1c + F1d)			2,122,384.48	2,122,384.48		2,122,384.48		
2) Ending Balance, June 30 (E + F1e)			1,554,511.32	1,477,273.78		1,163,987.30		
Components of Ending Fund Balance								
a) Nonspendable								
Revolving Cash		9711	0.00	0.00		0.00		
Stores		9712	0.00	0.00		0.00		
Prepaid Items		9713	0.00	0.00		0.00		

Description	Resource Codes	Object Codes	Original Budget (A)	Board Approved Operating Budget (B)	Actuals To Date (C)	Projected Year Totals (D)	Difference (Col B & D) (E)	% Diff Column B & D (F)
All Others		9719	0.00	0.00		0.00		
b) Restricted		9740	1,557,699.13	1,477,273.78		1,163,987.30		
c) Committed								
Stabilization Arrangements		9750	0.00	0.00		0.00		
Other Commitments		9760	0.00	0.00		0.00		
d) Assigned								
Other Assignments		9780	0.00	0.00		0.00		
e) Unassigned/Unappropriated								
Reserve for Economic Uncertainties		9789	0.00	0.00		0.00		
Unassigned/Unappropriated Amount		9790	(3,187.81)	0.00		0.00		
LCFF SOURCES								
Principal Apportionment								
State Aid - Current Year		8011	0.00	0.00	0.00	0.00		
Education Protection Account State Aid - Current Year		8012	0.00	0.00	0.00	0.00		
State Aid - Prior Years		8019	0.00	0.00	0.00	0.00		
Tax Relief Subventions								
Homeowners' Exemptions		8021	0.00	0.00	0.00	0.00		
Timber Yield Tax		8022	0.00	0.00	0.00	0.00		
Other Subventions/In-Lieu Taxes		8029	0.00	0.00	0.00	0.00		
County & District Taxes								
Secured Roll Taxes		8041	0.00	0.00	0.00	0.00		
Unsecured Roll Taxes		8042	0.00	0.00	0.00	0.00		
Prior Years' Taxes		8043	0.00	0.00	0.00	0.00		
Supplemental Taxes		8044	0.00	0.00	0.00	0.00		
Education Revenue Augmentation Fund (ERAF)		8045	0.00	0.00	0.00	0.00		
Community Redevelopment Funds (SB 617/699/1992)		8047	0.00	0.00	0.00	0.00		
Penalties and Interest from Delinquent Taxes		8048	0.00	0.00	0.00	0.00		
Miscellaneous Funds (EC 41604)								
Royalties and Bonuses		8081	0.00	0.00	0.00	0.00		
Other In-Lieu Taxes		8082	0.00	0.00	0.00	0.00		
Less: Non-LCFF								
(50%) Adjustment		8089	0.00	0.00	0.00	0.00		
Subtotal, LCFF Sources			0.00	0.00	0.00	0.00		
LCFF Transfers								
Unrestricted LCFF								
Transfers - Current Year	0000	8091						
All Other LCFF Transfers - Current Year	All Other	8091	0.00	0.00	0.00	0.00	0.00	0.0%
Transfers to Charter Schools in Lieu of Property Taxes		8096	0.00	0.00	0.00	0.00		
Property Taxes Transfers		8097	0.00	0.00	0.00	0.00	0.00	0.0%
LCFF Transfers - Prior Years		8099	0.00	0.00	0.00	0.00	0.00	0.0%
TOTAL, LCFF SOURCES			0.00	0.00	0.00	0.00	0.00	0.0%
FEDERAL REVENUE								
Maintenance and Operations		8110	0.00	0.00	0.00	0.00	0.00	0.0%

Description	Resource Codes	Object Codes	Original Budget (A)	Board Approved Operating Budget (B)	Actuals To Date (C)	Projected Year Totals (D)	Difference (Col B & D) (E)	% Diff Column B & D (F)
Special Education Entitlement		8181	328,336.20	328,336.20	0.00	328,336.20	0.00	0.0%
Special Education Discretionary Grants		8182	31,000.00	43,687.00	10,428.00	43,687.00	0.00	0.0%
Child Nutrition Programs		8220	0.00	0.00	0.00	0.00	0.00	0.0%
Donated Food Commodities		8221	0.00	0.00	0.00	0.00	0.00	0.0%
Forest Reserve Funds		8260	0.00	0.00	0.00	0.00		
Flood Control Funds		8270	0.00	0.00	0.00	0.00		
Wildlife Reserve Funds		8280	0.00	0.00	0.00	0.00		
FEMA		8281	0.00	0.00	0.00	0.00	0.00	0.0%
Interagency Contracts Between LEAs		8285	0.00	0.00	0.00	0.00	0.00	0.0%
Pass-Through Revenues from Federal Sources		8287	0.00	0.00	0.00	0.00	0.00	0.0%
Title I, Part A, Basic	3010	8290	379,503.00	372,901.00	219,006.00	372,901.00	0.00	0.0%
Title I, Part D, Local Delinquent Programs	3025	8290	0.00	0.00	0.00	0.00	0.00	0.0%
Title II, Part A, Supporting Effective Instruction	4035	8290	40,604.00	44,328.00	45,077.00	44,328.00	0.00	0.0%
Title III, Immigrant Student Program	4201	8290	0.00	0.00	0.00	0.00	0.00	0.0%
Title III, English Learner Program	4203	8290	0.00	0.00	0.00	0.00	0.00	0.0%
Public Charter Schools Grant Program (PCSGP)	4610	8290	0.00	0.00	0.00	0.00	0.00	0.0%
Other Every Student Succeeds Act	3040, 3060, 3061, 3110, 3150, 3155, 3182, 4037, 4123, 4124, 4126, 4127, 4128, 5630	8290	35,154.00	27,517.00	22,155.00	28,411.00	894.00	3.2%
Career and Technical Education	3500-3599	8290	0.00	0.00	0.00	0.00	0.00	0.0%
All Other Federal Revenue	All Other	8290	70,408.00	70,408.00	17,128.44	70,408.00	0.00	0.0%
TOTAL, FEDERAL REVENUE			885,005.20	887,177.20	313,794.44	888,071.20	894.00	0.1%
OTHER STATE REVENUE								
Other State Apportionments								
Special Education Master Plan								
Current Year	6500	8311	0.00	0.00	0.00	0.00	0.00	0.0%
Prior Years	6500	8319	0.00	0.00	0.00	0.00	0.00	0.0%
All Other State Apportionments - Current Year	All Other	8311	0.00	0.00	0.00	0.00	0.00	0.0%
All Other State Apportionments - Prior Years	All Other	8319	0.00	0.00	0.00	0.00	0.00	0.0%
Child Nutrition Programs		8520	140,430.00	140,430.00	0.00	0.00	(140,430.00)	-100.0%
Mandated Costs Reimbursements		8550	0.00	0.00	0.00	0.00		
Lottery - Unrestricted and Instructional Materials		8560	144,918.65	144,360.23	47,604.18	144,360.23	0.00	0.0%
Tax Relief Subventions								
Restricted Levies - Other								
Homeowners' Exemptions		8575	0.00	0.00	0.00	0.00	0.00	0.0%
Other Subventions/In-Lieu Taxes		8576	0.00	0.00	0.00	0.00	0.00	0.0%
Pass-Through Revenues from State Sources		8587	0.00	0.00	0.00	0.00	0.00	0.0%
Expanded Learning Opportunities Program (ELO-P)	2600	8590	704,810.00	1,251,639.00	0.00	1,251,639.00	0.00	0.0%
After School Education and Safety (ASES)	6010	8590	0.00	0.00	0.00	0.00	0.00	0.0%

Description	Resource Codes	Object Codes	Original Budget (A)	Board Approved Operating Budget (B)	Actuals To Date (C)	Projected Year Totals (D)	Difference (Col B & D) (E)	% Diff Column B & D (F)
Charter School Facility Grant	6030	8590	0.00	0.00	0.00	0.00	0.00	0.0%
Career Technical Education Incentive Grant Program	6387	8590	0.00	0.00	0.00	0.00	0.00	0.0%
Drug/Alcohol/Tobacco Funds	6650, 6690, 6695	8590	0.00	0.00	0.00	0.00	0.00	0.0%
California Clean Energy Jobs Act	6230	8590	0.00	0.00	0.00	0.00	0.00	0.0%
Arts and Music in Schools (Prop 28)	6770	8590	147,326.00	160,602.00	0.00	160,602.00	0.00	0.0%
Specialized Secondary	7370	8590	0.00	0.00	0.00	0.00	0.00	0.0%
American Indian Early Childhood Education	7210	8590	58,157.99	60,000.00	59,866.67	65,454.54	5,454.54	9.1%
All Other State Revenue	All Other	8590	620,177.87	1,106,816.07	766,367.34	1,022,391.87	(84,424.20)	-7.6%
TOTAL, OTHER STATE REVENUE			1,815,820.51	2,863,847.30	873,838.19	2,644,447.64	(219,399.66)	-7.7%
OTHER LOCAL REVENUE								
Other Local Revenue								
County and District Taxes								
Other Restricted Levies								
Secured Roll		8615	0.00	0.00	0.00	0.00	0.00	0.0%
Unsecured Roll		8616	0.00	0.00	0.00	0.00	0.00	0.0%
Prior Years' Taxes		8617	0.00	0.00	0.00	0.00	0.00	0.0%
Supplemental Taxes		8618	0.00	0.00	0.00	0.00	0.00	0.0%
Non-Ad Valorem Taxes								
Parcel Taxes		8621	0.00	0.00	0.00	0.00	0.00	0.0%
Other		8622	0.00	0.00	0.00	0.00	0.00	0.0%
Community Redevelopment Funds Not Subject to LCFF Deduction		8625	0.00	0.00	0.00	0.00	0.00	0.0%
Penalties and Interest from Delinquent Non-LCFF Taxes		8629	0.00	0.00	0.00	0.00	0.00	0.0%
Sales								
Sale of Equipment/Supplies		8631	0.00	0.00	0.00	0.00	0.00	0.0%
Sale of Publications		8632	0.00	0.00	0.00	0.00	0.00	0.0%
Food Service Sales		8634	0.00	0.00	0.00	0.00	0.00	0.0%
All Other Sales		8639	0.00	0.00	0.00	0.00	0.00	0.0%
Leases and Rentals		8650	0.00	0.00	0.00	0.00	0.00	0.0%
Interest		8660	0.00	0.00	0.00	0.00	0.00	0.0%
Net Increase (Decrease) in the Fair Value of Investments		8662	0.00	0.00	0.00	0.00	0.00	0.0%
Fees and Contracts								
Adult Education Fees		8671	0.00	0.00	0.00	0.00		
Non-Resident Students		8672	0.00	0.00	0.00	0.00		
Transportation Fees From Individuals		8675	0.00	0.00	0.00	0.00	0.00	0.0%
Interagency Services		8677	269,402.00	269,402.00	305,215.54	269,402.00	0.00	0.0%
Mitigation/Developer Fees		8681	0.00	0.00	0.00	0.00	0.00	0.0%
All Other Fees and Contracts		8689	0.00	0.00	0.00	0.00	0.00	0.0%
Other Local Revenue								
Plus: Misc Funds Non-LCFF (50%) Adjustment		8691	0.00	0.00	0.00	0.00		
Pass-Through Revenues From Local Sources		8697	0.00	0.00	0.00	0.00	0.00	0.0%
All Other Local Revenue		8699	154,257.93	154,257.93	0.00	154,130.23	(127.70)	-0.1%

Description	Resource Codes	Object Codes	Original Budget (A)	Board Approved Operating Budget (B)	Actuals To Date (C)	Projected Year Totals (D)	Difference (Col B & D) (E)	% Diff Column B & D (F)
Tuition		8710	0.00	0.00	0.00	0.00	0.00	0.0%
All Other Transfers In		8781-8783	0.00	0.00	0.00	0.00	0.00	0.0%
Transfers Of Apportionments								
Special Education SELPA Transfers								
From Districts or Charter Schools	6500	8791	0.00	0.00	0.00	0.00	0.00	0.0%
From County Offices	6500	8792	0.00	0.00	0.00	0.00	0.00	0.0%
From JPAs	6500	8793	0.00	0.00	0.00	0.00	0.00	0.0%
ROC/P Transfers								
From Districts or Charter Schools	6360	8791	0.00	0.00	0.00	0.00	0.00	0.0%
From County Offices	6360	8792	0.00	0.00	0.00	0.00	0.00	0.0%
From JPAs	6360	8793	0.00	0.00	0.00	0.00	0.00	0.0%
Other Transfers of Apportionments								
From Districts or Charter Schools	All Other	8791	0.00	0.00	0.00	0.00	0.00	0.0%
From County Offices	All Other	8792	0.00	0.00	0.00	0.00	0.00	0.0%
From JPAs	All Other	8793	0.00	0.00	0.00	0.00	0.00	0.0%
All Other Transfers In from All Others		8799	0.00	0.00	0.00	0.00	0.00	0.0%
TOTAL, OTHER LOCAL REVENUE			423,659.93	423,659.93	305,215.54	423,532.23	(127.70)	0.0%
TOTAL, REVENUES			3,124,485.64	4,174,684.43	1,492,848.17	3,956,051.07	(218,633.36)	-5.2%
CERTIFICATED SALARIES								
Certificated Teachers' Salaries		1100	703,777.00	733,777.00	664,672.51	835,777.00	(102,000.00)	-13.9%
Certificated Pupil Support Salaries		1200	10,745.38	0.00	0.00	0.00	0.00	0.0%
Certificated Supervisors' and Administrators' Salaries		1300	114,000.00	129,000.00	112,713.61	139,000.00	(10,000.00)	-7.8%
Other Certificated Salaries		1900	0.00	0.00	5,880.00	0.00	0.00	0.0%
TOTAL, CERTIFICATED SALARIES			828,522.38	862,777.00	783,266.12	974,777.00	(112,000.00)	-13.0%
CLASSIFIED SALARIES								
Classified Instructional Salaries		2100	588,403.50	835,685.07	699,371.47	835,685.07	0.00	0.0%
Classified Support Salaries		2200	239,309.70	355,802.18	234,837.53	363,302.18	(7,500.00)	-2.1%
Classified Supervisors' and Administrators' Salaries		2300	107,149.98	132,149.98	98,170.73	137,149.98	(5,000.00)	-3.8%
Clerical, Technical and Office Salaries		2400	12,000.00	86,265.64	79,486.19	101,265.64	(15,000.00)	-17.4%
Other Classified Salaries		2900	0.00	0.00	0.00	0.00	0.00	0.0%
TOTAL, CLASSIFIED SALARIES			946,863.18	1,409,902.87	1,111,865.92	1,437,402.87	(27,500.00)	-2.0%
EMPLOYEE BENEFITS								
STRS		3101-3102	158,247.78	164,790.41	128,691.98	186,182.41	(21,392.00)	-13.0%
PERS		3201-3202	253,853.99	377,994.96	281,922.35	385,367.71	(7,372.75)	-2.0%
OASDI/Medicare/Alternative		3301-3302	84,448.60	120,367.84	99,291.52	124,095.59	(3,727.75)	-3.1%
Health and Welfare Benefits		3401-3402	233,734.34	272,932.91	209,378.37	272,932.91	0.00	0.0%
Unemployment Insurance		3501-3502	887.66	1,136.32	937.70	1,206.07	(69.75)	-6.1%
Workers' Compensation		3601-3602	36,153.95	46,280.88	37,156.78	49,121.66	(2,840.78)	-6.1%
OPEB, Allocated		3701-3702	0.00	0.00	0.00	0.00	0.00	0.0%
OPEB, Active Employees		3751-3752	0.00	0.00	0.00	0.00	0.00	0.0%
Other Employee Benefits		3901-3902	0.00	0.00	0.00	0.00	0.00	0.0%
TOTAL, EMPLOYEE BENEFITS			767,326.32	983,503.32	757,378.70	1,018,906.35	(35,403.03)	-3.6%
BOOKS AND SUPPLIES								
Approved Textbooks and Core Curricula Materials		4100	103,302.27	112,734.96	13,933.48	113,234.96	(500.00)	-0.4%

Description	Resource Codes	Object Codes	Original Budget (A)	Board Approved Operating Budget (B)	Actuals To Date (C)	Projected Year Totals (D)	Difference (Col B & D) (E)	% Diff Column B & D (F)
Books and Other Reference Materials		4200	19,800.00	19,800.00	0.00	19,800.00	0.00	0.0%
Materials and Supplies		4300	469,455.49	240,681.06	85,183.34	215,849.52	24,831.54	10.3%
Noncapitalized Equipment		4400	71,969.94	85,512.02	12,589.27	17,338.24	68,173.78	79.7%
Food		4700	0.00	0.00	0.00	0.00	0.00	0.0%
TOTAL, BOOKS AND SUPPLIES			664,527.70	458,728.04	111,706.09	366,222.72	92,505.32	20.2%
SERVICES AND OTHER OPERATING EXPENDITURES								
Subagreements for Services		5100	43,928.00	56,615.00	71,802.93	56,615.00	0.00	0.0%
Travel and Conferences		5200	74,092.65	154,998.28	122,587.15	156,264.10	(1,265.82)	-0.8%
Dues and Memberships		5300	0.00	0.00	0.00	0.00	0.00	0.0%
Insurance		5400-5450	0.00	0.00	0.00	0.00	0.00	0.0%
Operations and Housekeeping Services		5500	0.00	0.00	0.00	0.00	0.00	0.0%
Rentals, Leases, Repairs, and Noncapitalized Improvements		5600	64,766.18	74,013.78	34,172.38	74,752.12	(738.34)	-1.0%
Transfers of Direct Costs		5710	66,233.43	123,448.38	0.00	116,866.73	6,581.65	5.3%
Transfers of Direct Costs - Interfund		5750	0.00	0.00	0.00	0.00	0.00	0.0%
Professional/Consulting Services and Operating Expenditures		5800	316,393.12	584,298.86	362,643.98	590,373.98	(6,075.12)	-1.0%
Communications		5900	1,204.39	1,650.00	966.92	1,650.00	0.00	0.0%
TOTAL, SERVICES AND OTHER OPERATING EXPENDITURES			566,617.77	995,024.30	592,173.36	996,521.93	(1,497.63)	-0.2%
CAPITAL OUTLAY								
Land		6100	0.00	0.00	0.00	0.00	0.00	0.0%
Land Improvements		6170	0.00	150,000.00	4,000.00	150,000.00	0.00	0.0%
Buildings and Improvements of Buildings		6200	0.00	0.00	0.00	0.00	0.00	0.0%
Books and Media for New School Libraries or Major Expansion of School Libraries		6300	0.00	0.00	0.00	0.00	0.00	0.0%
Equipment		6400	70,430.00	116,449.91	123,529.51	123,529.51	(7,079.60)	-6.1%
Equipment Replacement		6500	0.00	43,440.57	43,423.07	43,423.07	17.50	0.0%
Lease Assets		6600	0.00	0.00	0.00	0.00	0.00	0.0%
Subscription Assets		6700	0.00	0.00	0.00	0.00	0.00	0.0%
TOTAL, CAPITAL OUTLAY			70,430.00	309,890.48	170,952.58	316,952.58	(7,062.10)	-2.3%
OTHER OUTGO (excluding Transfers of Indirect Costs)								
Tuition								
Tuition for Instruction Under Interdistrict								
Attendance Agreements		7110	0.00	0.00	0.00	0.00	0.00	0.0%
State Special Schools		7130	0.00	0.00	0.00	0.00	0.00	0.0%
Tuition, Excess Costs, and/or Deficit Payments								
Payments to Districts or Charter Schools		7141	0.00	0.00	0.00	0.00	0.00	0.0%
Payments to County Offices		7142	0.00	0.00	0.00	0.00	0.00	0.0%
Payments to JPAs		7143	0.00	0.00	0.00	0.00	0.00	0.0%
Transfers of Pass-Through Revenues								
To Districts or Charter Schools		7211	0.00	0.00	0.00	0.00	0.00	0.0%
To County Offices		7212	0.00	0.00	0.00	0.00	0.00	0.0%
To JPAs		7213	0.00	0.00	0.00	0.00	0.00	0.0%

Description	Resource Codes	Object Codes	Original Budget (A)	Board Approved Operating Budget (B)	Actuals To Date (C)	Projected Year Totals (D)	Difference (Col B & D) (E)	% Diff Column B & D (F)
Special Education SELPA Transfers of Apportionments								
To Districts or Charter Schools	6500	7221	0.00	0.00	0.00	0.00	0.00	0.0%
To County Offices	6500	7222	0.00	0.00	0.00	0.00	0.00	0.0%
To JPAs	6500	7223	0.00	0.00	0.00	0.00	0.00	0.0%
ROC/P Transfers of Apportionments								
To Districts or Charter Schools	6360	7221	0.00	0.00	0.00	0.00	0.00	0.0%
To County Offices	6360	7222	0.00	0.00	0.00	0.00	0.00	0.0%
To JPAs	6360	7223	0.00	0.00	0.00	0.00	0.00	0.0%
Other Transfers of Apportionments	All Other	7221-7223	0.00	0.00	0.00	0.00	0.00	0.0%
All Other Transfers		7281-7283	160,029.73	113,553.46	0.00	113,553.46	0.00	0.0%
All Other Transfers Out to All Others		7299	0.00	0.00	0.00	0.00	0.00	0.0%
Debt Service								
Debt Service - Interest		7438	0.00	0.00	0.00	0.00	0.00	0.0%
Other Debt Service - Principal		7439	0.00	0.00	0.00	0.00	0.00	0.0%
TOTAL, OTHER OUTGO (excluding Transfers of Indirect Costs)			160,029.73	113,553.46	0.00	113,553.46	0.00	0.0%
OTHER OUTGO - TRANSFERS OF INDIRECT COSTS								
Transfers of Indirect Costs		7310	195,339.07	195,339.07	0.00	199,034.75	(3,695.68)	-1.9%
Transfers of Indirect Costs - Interfund		7350	0.00	0.00	0.00	0.00	0.00	0.0%
TOTAL, OTHER OUTGO - TRANSFERS OF INDIRECT COSTS			195,339.07	195,339.07	0.00	199,034.75	(3,695.68)	-1.9%
TOTAL, EXPENDITURES			4,199,656.15	5,328,718.54	3,527,342.77	5,423,371.66	(94,653.12)	-1.8%
INTERFUND TRANSFERS								
INTERFUND TRANSFERS IN								
From: Special Reserve Fund		8912	0.00	0.00	0.00	0.00	0.00	0.0%
From: Bond Interest and Redemption Fund		8914	0.00	0.00	0.00	0.00		
Other Authorized Interfund Transfers In		8919	0.00	0.00	0.00	0.00	0.00	0.0%
(a) TOTAL, INTERFUND TRANSFERS IN			0.00	0.00	0.00	0.00	0.00	0.0%
INTERFUND TRANSFERS OUT								
To: Child Development Fund		7611	0.00	0.00	0.00	0.00	0.00	0.0%
To: Special Reserve Fund		7612	0.00	0.00	0.00	0.00	0.00	0.0%
To: State School Building Fund/ County School Facilities Fund		7613	0.00	0.00	0.00	0.00	0.00	0.0%
To: Cafeteria Fund		7616	0.00	0.00	0.00	0.00	0.00	0.0%
Other Authorized Interfund Transfers Out		7619	250,000.00	250,000.00	20,000.00	250,000.00	0.00	0.0%
(b) TOTAL, INTERFUND TRANSFERS OUT			250,000.00	250,000.00	20,000.00	250,000.00	0.00	0.0%
OTHER SOURCES/USES								
SOURCES								
State Apportionments								
Emergency Apportionments		8931	0.00	0.00	0.00	0.00		
Proceeds								
Proceeds from Disposal of Capital Assets		8953	0.00	0.00	0.00	0.00	0.00	0.0%
Other Sources								
Transfers from Funds of Lapsed/Reorganized LEAs		8965	0.00	0.00	0.00	0.00	0.00	0.0%

Description	Resource Codes	Object Codes	Original Budget (A)	Board Approved Operating Budget (B)	Actuals To Date (C)	Projected Year Totals (D)	Difference (Col B & D) (E)	% Diff Column B & D (F)
Long-Term Debt Proceeds								
Proceeds from Certificates of Participation		8971	0.00	0.00	0.00	0.00	0.00	0.0%
Proceeds from Leases		8972	0.00	0.00	0.00	0.00	0.00	0.0%
Proceeds from Lease Revenue Bonds		8973	0.00	0.00	0.00	0.00	0.00	0.0%
Proceeds from SBITAs		8974	0.00	0.00	0.00	0.00	0.00	0.0%
All Other Financing Sources		8979	0.00	0.00	0.00	0.00	0.00	0.0%
(c) TOTAL, SOURCES			0.00	0.00	0.00	0.00	0.00	0.0%
USES								
Transfers of Funds from Lapsed/Reorganized LEAs		7651	0.00	0.00	0.00	0.00	0.00	0.0%
All Other Financing Uses		7699	0.00	0.00	0.00	0.00	0.00	0.0%
(d) TOTAL, USES			0.00	0.00	0.00	0.00	0.00	0.0%
CONTRIBUTIONS								
Contributions from Unrestricted Revenues		8980	757,297.35	758,923.41	0.00	758,923.41	0.00	0.0%
Contributions from Restricted Revenues		8990	0.00	0.00	0.00	0.00	0.00	0.0%
(e) TOTAL, CONTRIBUTIONS			757,297.35	758,923.41	0.00	758,923.41	0.00	0.0%
TOTAL, OTHER FINANCING SOURCES/USES (a - b + c - d + e)			507,297.35	508,923.41	(20,000.00)	508,923.41	0.00	0.0%

Description	Resource Codes	Object Codes	Original Budget (A)	Board Approved Operating Budget (B)	Actuals To Date (C)	Projected Year Totals (D)	Difference (Col B & D) (E)	% Diff Column B & D (F)
A. REVENUES								
1) LCFF Sources		8010-8099	11,761,738.81	11,770,821.01	11,510,137.09	11,770,821.01	0.00	0.0%
2) Federal Revenue		8100-8299	885,005.20	887,177.20	547,423.68	1,121,700.64	234,523.44	26.4%
3) Other State Revenue		8300-8599	2,090,818.83	3,136,453.01	1,042,512.49	2,917,053.35	(219,399.66)	-7.0%
4) Other Local Revenue		8600-8799	668,664.51	1,280,574.86	581,565.98	1,259,313.69	(21,261.17)	-1.7%
5) TOTAL, REVENUES			15,406,227.35	17,075,026.08	13,681,639.24	17,068,888.69		
B. EXPENDITURES								
1) Certificated Salaries		1000-1999	5,511,412.86	5,435,698.45	4,313,023.32	5,577,698.45	(142,000.00)	-2.6%
2) Classified Salaries		2000-2999	2,828,587.16	3,202,704.50	2,441,497.57	3,230,204.50	(27,500.00)	-0.9%
3) Employee Benefits		3000-3999	3,707,554.65	3,795,659.07	2,862,082.87	3,837,853.02	(42,193.95)	-1.1%
4) Books and Supplies		4000-4999	940,388.71	814,777.63	314,062.39	722,574.19	92,203.44	11.3%
5) Services and Other Operating Expenditures		5000-5999	2,309,939.20	2,974,644.32	2,101,473.26	3,066,851.36	(92,207.04)	-3.1%
6) Capital Outlay		6000-6999	70,430.00	309,890.48	170,952.58	316,952.58	(7,062.10)	-2.3%
7) Other Outgo (excluding Transfers of Indirect Costs)		7100-7299 7400-7499	310,007.73	263,531.46	0.00	263,531.46	0.00	0.0%
8) Other Outgo - Transfers of Indirect Costs		7300-7399	0.00	0.00	0.00	0.00	0.00	0.0%
9) TOTAL, EXPENDITURES			15,678,320.31	16,796,905.91	12,203,091.99	17,015,665.56		
C. EXCESS (DEFICIENCY) OF REVENUES OVER EXPENDITURES BEFORE OTHER FINANCING SOURCES AND USES (A5 - B9)			(272,092.96)	278,120.17	1,478,547.25	53,223.13		
D. OTHER FINANCING SOURCES/USES								
1) Interfund Transfers								
a) Transfers In		8900-8929	0.00	0.00	0.00	0.00	0.00	0.0%
b) Transfers Out		7600-7629	349,109.27	250,000.00	20,000.00	250,000.00	0.00	0.0%
2) Other Sources/Uses								
a) Sources		8930-8979	200,000.00	0.00	0.00	0.00	0.00	0.0%
b) Uses		7630-7699	0.00	0.00	0.00	0.00	0.00	0.0%
3) Contributions		8980-8999	0.00	0.00	0.00	0.00	0.00	0.0%
4) TOTAL, OTHER FINANCING SOURCES/USES			(149,109.27)	(250,000.00)	(20,000.00)	(250,000.00)		
E. NET INCREASE (DECREASE) IN FUND BALANCE (C + D4)			(421,202.23)	28,120.17	1,458,547.25	(196,776.87)		
F. FUND BALANCE, RESERVES								
1) Beginning Fund Balance								
a) As of July 1 - Unaudited		9791	2,377,319.13	2,377,319.13		2,377,319.13	0.00	0.0%
b) Audit Adjustments		9793	0.00	0.00		0.00	0.00	0.0%
c) As of July 1 - Audited (F1a + F1b)			2,377,319.13	2,377,319.13		2,377,319.13		
d) Other Restatements		9795	0.00	0.00		0.00	0.00	0.0%
e) Adjusted Beginning Balance (F1c + F1d)			2,377,319.13	2,377,319.13		2,377,319.13		
2) Ending Balance, June 30 (E + F1e)			1,956,116.90	2,405,439.30		2,180,542.26		
Components of Ending Fund Balance								
a) Nonspendable								
Revolving Cash		9711	0.00	0.00		0.00		
Stores		9712	0.00	0.00		0.00		

Description	Resource Codes	Object Codes	Original Budget (A)	Board Approved Operating Budget (B)	Actuals To Date (C)	Projected Year Totals (D)	Difference (Col B & D) (E)	% Diff Column B & D (F)
Prepaid Items		9713	0.00	0.00		0.00		
All Others		9719	0.00	0.00		0.00		
b) Restricted		9740	1,557,699.13	1,477,273.78		1,163,987.30		
c) Committed								
Stabilization Arrangements		9750	0.00	0.00		0.00		
Other Commitments		9760	0.00	0.00		0.00		
d) Assigned								
Other Assignments		9780	0.00	0.00		0.00		
e) Unassigned/Unappropriated								
Reserve for Economic Uncertainties		9789	163,034.57	681,876.24		690,626.62		
Unassigned/Unappropriated Amount		9790	235,383.20	246,289.28		325,928.34		
LCFF SOURCES								
Principal Apportionment								
State Aid - Current Year		8011	7,418,014.00	6,196,609.00	6,707,289.07	6,196,609.00	0.00	0.0%
Education Protection Account State Aid - Current Year		8012	1,634,276.00	2,814,134.00	1,534,945.00	2,814,134.00	0.00	0.0%
State Aid - Prior Years		8019	(175,308.44)	(175,308.44)	0.00	(175,308.44)	0.00	0.0%
Tax Relief Subventions								
Homeowners' Exemptions		8021	19,050.92	19,063.42	9,203.56	19,063.42	0.00	0.0%
Timber Yield Tax		8022	1,061.29	1,450.55	839.34	1,450.55	0.00	0.0%
Other Subventions/In-Lieu Taxes		8029	0.00	0.00	0.00	0.00	0.00	0.0%
County & District Taxes								
Secured Roll Taxes		8041	2,743,117.15	2,872,589.87	2,933,636.81	2,872,589.87	0.00	0.0%
Unsecured Roll Taxes		8042	95,703.04	99,215.01	90,503.28	99,215.01	0.00	0.0%
Prior Years' Taxes		8043	0.00	0.00	0.00	0.00	0.00	0.0%
Supplemental Taxes		8044	67,049.98	61,716.27	0.00	61,716.27	0.00	0.0%
Education Revenue Augmentation Fund (ERAF)		8045	(41,225.13)	(118,648.67)	233,720.03	(118,648.67)	0.00	0.0%
Community Redevelopment Funds (SB 617/699/1992)		8047	0.00	0.00	0.00	0.00	0.00	0.0%
Penalties and Interest from Delinquent Taxes		8048	0.00	0.00	0.00	0.00	0.00	0.0%
Miscellaneous Funds (EC 41604)								
Royalties and Bonuses		8081	0.00	0.00	0.00	0.00	0.00	0.0%
Other In-Lieu Taxes		8082	0.00	0.00	0.00	0.00	0.00	0.0%
Less: Non-LCFF								
(50%) Adjustment		8089	0.00	0.00	0.00	0.00	0.00	0.0%
Subtotal, LCFF Sources			11,761,738.81	11,770,821.01	11,510,137.09	11,770,821.01	0.00	0.0%
LCFF Transfers								
Unrestricted LCFF								
Transfers - Current Year	0000	8091	0.00	0.00	0.00	0.00	0.00	0.0%
All Other LCFF Transfers - Current Year	All Other	8091	0.00	0.00	0.00	0.00	0.00	0.0%
Transfers to Charter Schools in Lieu of Property Taxes		8096	0.00	0.00	0.00	0.00	0.00	0.0%
Property Taxes Transfers		8097	0.00	0.00	0.00	0.00	0.00	0.0%
LCFF Transfers - Prior Years		8099	0.00	0.00	0.00	0.00	0.00	0.0%
TOTAL, LCFF SOURCES			11,761,738.81	11,770,821.01	11,510,137.09	11,770,821.01	0.00	0.0%

Description	Resource Codes	Object Codes	Original Budget (A)	Board Approved Operating Budget (B)	Actuals To Date (C)	Projected Year Totals (D)	Difference (Col B & D) (E)	% Diff Column B & D (F)
FEDERAL REVENUE								
Maintenance and Operations		8110	0.00	0.00	0.00	0.00	0.00	0.0%
Special Education Entitlement		8181	328,336.20	328,336.20	0.00	328,336.20	0.00	0.0%
Special Education Discretionary Grants		8182	31,000.00	43,687.00	10,428.00	43,687.00	0.00	0.0%
Child Nutrition Programs		8220	0.00	0.00	0.00	0.00	0.00	0.0%
Donated Food Commodities		8221	0.00	0.00	0.00	0.00	0.00	0.0%
Forest Reserve Funds		8260	0.00	0.00	233,629.24	233,629.44	233,629.44	New
Flood Control Funds		8270	0.00	0.00	0.00	0.00	0.00	0.0%
Wildlife Reserve Funds		8280	0.00	0.00	0.00	0.00	0.00	0.0%
FEMA		8281	0.00	0.00	0.00	0.00	0.00	0.0%
Interagency Contracts Between LEAs		8285	0.00	0.00	0.00	0.00	0.00	0.0%
Pass-Through Revenues from Federal Sources		8287	0.00	0.00	0.00	0.00	0.00	0.0%
Title I, Part A, Basic	3010	8290	379,503.00	372,901.00	219,006.00	372,901.00	0.00	0.0%
Title I, Part D, Local Delinquent Programs	3025	8290	0.00	0.00	0.00	0.00	0.00	0.0%
Title II, Part A, Supporting Effective Instruction	4035	8290	40,604.00	44,328.00	45,077.00	44,328.00	0.00	0.0%
Title III, Immigrant Student Program	4201	8290	0.00	0.00	0.00	0.00	0.00	0.0%
Title III, English Learner Program	4203	8290	0.00	0.00	0.00	0.00	0.00	0.0%
Public Charter Schools Grant Program (PCSGP)	4610	8290	0.00	0.00	0.00	0.00	0.00	0.0%
Other Every Student Succeeds Act	3040, 3060, 3061, 3110, 3150, 3155, 3182, 4037, 4123, 4124, 4126, 4127, 4128, 5630	8290	35,154.00	27,517.00	22,155.00	28,411.00	894.00	3.2%
Career and Technical Education	3500-3599	8290	0.00	0.00	0.00	0.00	0.00	0.0%
All Other Federal Revenue	All Other	8290	70,408.00	70,408.00	17,128.44	70,408.00	0.00	0.0%
TOTAL, FEDERAL REVENUE			885,005.20	887,177.20	547,423.68	1,121,700.64	234,523.44	26.4%
OTHER STATE REVENUE								
Other State Apportionments								
Special Education Master Plan								
Current Year	6500	8311	0.00	0.00	0.00	0.00	0.00	0.0%
Prior Years	6500	8319	0.00	0.00	0.00	0.00	0.00	0.0%
All Other State Apportionments - Current Year	All Other	8311	0.00	0.00	0.00	0.00	0.00	0.0%
All Other State Apportionments - Prior Years	All Other	8319	0.00	0.00	0.00	0.00	0.00	0.0%
Child Nutrition Programs		8520	140,430.00	140,430.00	0.00	0.00	(140,430.00)	-100.0%
Mandated Costs Reimbursements		8550	32,541.64	32,275.41	31,186.00	32,275.41	0.00	0.0%
Lottery - Unrestricted and Instructional Materials		8560	303,922.33	301,237.53	182,387.98	301,237.53	0.00	0.0%
Tax Relief Subventions								
Restricted Levies - Other								
Homeowners' Exemptions		8575	0.00	0.00	0.00	0.00	0.00	0.0%
Other Subventions/In-Lieu Taxes		8576	0.00	0.00	0.00	0.00	0.00	0.0%
Pass-Through Revenues from State Sources		8587	0.00	0.00	0.00	0.00	0.00	0.0%

Description	Resource Codes	Object Codes	Original Budget (A)	Board Approved Operating Budget (B)	Actuals To Date (C)	Projected Year Totals (D)	Difference (Col B & D) (E)	% Diff Column B & D (F)
Expanded Learning Opportunities Program (ELO-P)	2600	8590	704,810.00	1,251,639.00	0.00	1,251,639.00	0.00	0.0%
After School Education and Safety (ASES)	6010	8590	0.00	0.00	0.00	0.00	0.00	0.0%
Charter School Facility Grant	6030	8590	0.00	0.00	0.00	0.00	0.00	0.0%
Career Technical Education Incentive Grant Program	6387	8590	0.00	0.00	0.00	0.00	0.00	0.0%
Drug/Alcohol/Tobacco Funds	6650, 6690, 6695	8590	0.00	0.00	0.00	0.00	0.00	0.0%
California Clean Energy Jobs Act	6230	8590	0.00	0.00	0.00	0.00	0.00	0.0%
Arts and Music in Schools (Prop 28)	6770	8590	147,326.00	160,602.00	0.00	160,602.00	0.00	0.0%
Specialized Secondary	7370	8590	0.00	0.00	0.00	0.00	0.00	0.0%
American Indian Early Childhood Education	7210	8590	58,157.99	60,000.00	59,866.67	65,454.54	5,454.54	9.1%
All Other State Revenue	All Other	8590	703,630.87	1,190,269.07	769,071.84	1,105,844.87	(84,424.20)	-7.1%
TOTAL, OTHER STATE REVENUE			2,090,818.83	3,136,453.01	1,042,512.49	2,917,053.35	(219,399.66)	-7.0%
OTHER LOCAL REVENUE								
Other Local Revenue								
County and District Taxes								
Other Restricted Levies								
Secured Roll		8615	0.00	0.00	0.00	0.00	0.00	0.0%
Unsecured Roll		8616	0.00	0.00	0.00	0.00	0.00	0.0%
Prior Years' Taxes		8617	0.00	0.00	0.00	0.00	0.00	0.0%
Supplemental Taxes		8618	0.00	0.00	0.00	0.00	0.00	0.0%
Non-Ad Valorem Taxes								
Parcel Taxes		8621	0.00	0.00	0.00	0.00	0.00	0.0%
Other		8622	0.00	0.00	0.00	0.00	0.00	0.0%
Community Redevelopment Funds Not Subject to LCFF Deduction		8625	0.00	0.00	0.00	0.00	0.00	0.0%
Penalties and Interest from Delinquent Non-LCFF Taxes		8629	0.00	0.00	0.00	0.00	0.00	0.0%
Sales								
Sale of Equipment/Supplies		8631	0.00	0.00	0.00	0.00	0.00	0.0%
Sale of Publications		8632	0.00	0.00	0.00	0.00	0.00	0.0%
Food Service Sales		8634	0.00	0.00	0.00	0.00	0.00	0.0%
All Other Sales		8639	0.00	0.00	0.00	0.00	0.00	0.0%
Leases and Rentals		8650	0.00	0.00	0.00	0.00	0.00	0.0%
Interest		8660	65,004.58	65,004.58	19,460.18	19,460.00	(45,544.58)	-70.1%
Net Increase (Decrease) in the Fair Value of Investments		8662	0.00	0.00	0.00	0.00	0.00	0.0%
Fees and Contracts								
Adult Education Fees		8671	0.00	0.00	0.00	0.00	0.00	0.0%
Non-Resident Students		8672	0.00	0.00	0.00	0.00	0.00	0.0%
Transportation Fees From Individuals		8675	0.00	0.00	0.00	0.00	0.00	0.0%
Interagency Services		8677	269,402.00	269,402.00	305,215.54	269,402.00	0.00	0.0%
Mitigation/Developer Fees		8681	0.00	0.00	0.00	0.00	0.00	0.0%
All Other Fees and Contracts		8689	0.00	0.00	0.00	0.00	0.00	0.0%
Other Local Revenue								
Plus: Misc Funds Non-LCFF (50%) Adjustment		8691	0.00	0.00	0.00	0.00	0.00	0.0%

Description	Resource Codes	Object Codes	Original Budget (A)	Board Approved Operating Budget (B)	Actuals To Date (C)	Projected Year Totals (D)	Difference (Col B & D) (E)	% Diff Column B & D (F)
Pass-Through Revenues From Local Sources		8697	0.00	0.00	0.00	0.00	0.00	0.0%
All Other Local Revenue		8699	334,257.93	946,168.28	256,890.26	970,451.69	24,283.41	2.6%
Tuition		8710	0.00	0.00	0.00	0.00	0.00	0.0%
All Other Transfers In		8781-8783	0.00	0.00	0.00	0.00	0.00	0.0%
Transfers Of Apportionments								
Special Education SELPA Transfers								
From Districts or Charter Schools	6500	8791	0.00	0.00	0.00	0.00	0.00	0.0%
From County Offices	6500	8792	0.00	0.00	0.00	0.00	0.00	0.0%
From JPAs	6500	8793	0.00	0.00	0.00	0.00	0.00	0.0%
ROC/P Transfers								
From Districts or Charter Schools	6360	8791	0.00	0.00	0.00	0.00	0.00	0.0%
From County Offices	6360	8792	0.00	0.00	0.00	0.00	0.00	0.0%
From JPAs	6360	8793	0.00	0.00	0.00	0.00	0.00	0.0%
Other Transfers of Apportionments								
From Districts or Charter Schools	All Other	8791	0.00	0.00	0.00	0.00	0.00	0.0%
From County Offices	All Other	8792	0.00	0.00	0.00	0.00	0.00	0.0%
From JPAs	All Other	8793	0.00	0.00	0.00	0.00	0.00	0.0%
All Other Transfers In from All Others		8799	0.00	0.00	0.00	0.00	0.00	0.0%
TOTAL, OTHER LOCAL REVENUE			668,664.51	1,280,574.86	581,565.98	1,259,313.69	(21,261.17)	-1.7%
TOTAL, REVENUES			15,406,227.35	17,075,026.08	13,681,639.24	17,068,888.69	(6,137.39)	0.0%
CERTIFICATED SALARIES								
Certificated Teachers' Salaries		1100	4,906,978.65	4,901,867.25	3,832,625.07	5,033,867.25	(132,000.00)	-2.7%
Certificated Pupil Support Salaries		1200	85,963.01	0.00	0.00	0.00	0.00	0.0%
Certificated Supervisors' and Administrators' Salaries		1300	514,386.00	529,746.00	460,322.12	539,746.00	(10,000.00)	-1.9%
Other Certificated Salaries		1900	4,085.20	4,085.20	20,076.13	4,085.20	0.00	0.0%
TOTAL, CERTIFICATED SALARIES			5,511,412.86	5,435,698.45	4,313,023.32	5,577,698.45	(142,000.00)	-2.6%
CLASSIFIED SALARIES								
Classified Instructional Salaries		2100	1,268,510.23	1,455,894.35	1,059,782.08	1,455,894.35	0.00	0.0%
Classified Support Salaries		2200	659,121.55	823,671.22	665,049.88	831,171.22	(7,500.00)	-0.9%
Classified Supervisors' and Administrators' Salaries		2300	422,379.40	447,379.40	331,972.58	452,379.40	(5,000.00)	-1.1%
Clerical, Technical and Office Salaries		2400	453,874.47	447,973.62	363,927.62	462,973.62	(15,000.00)	-3.3%
Other Classified Salaries		2900	24,701.51	27,785.91	20,765.41	27,785.91	0.00	0.0%
TOTAL, CLASSIFIED SALARIES			2,828,587.16	3,202,704.50	2,441,497.57	3,230,204.50	(27,500.00)	-0.9%
EMPLOYEE BENEFITS								
STRS		3101-3102	1,058,407.98	1,038,218.44	729,540.79	1,065,340.44	(27,122.00)	-2.6%
PERS		3201-3202	758,344.21	858,645.09	707,798.72	866,017.84	(7,372.75)	-0.9%
OASDI/Medicare/Alternative		3301-3302	296,737.31	323,824.58	275,228.90	327,987.33	(4,162.75)	-1.3%
Health and Welfare Benefits		3401-3402	1,322,579.13	1,297,884.79	985,991.10	1,297,884.79	0.00	0.0%
Unemployment Insurance		3501-3502	4,185.03	4,319.24	3,277.80	4,403.99	(84.75)	-2.0%
Workers' Compensation		3601-3602	170,446.57	175,912.51	129,163.06	179,364.21	(3,451.70)	-2.0%
OPEB, Allocated		3701-3702	8,997.00	8,997.00	26,836.51	8,997.00	0.00	0.0%
OPEB, Active Employees		3751-3752	81,830.00	81,830.00	0.00	81,830.00	0.00	0.0%
Other Employee Benefits		3901-3902	6,027.42	6,027.42	4,245.99	6,027.42	0.00	0.0%

Description	Resource Codes	Object Codes	Original Budget (A)	Board Approved Operating Budget (B)	Actuals To Date (C)	Projected Year Totals (D)	Difference (Col B & D) (E)	% Diff Column B & D (F)
TOTAL, EMPLOYEE BENEFITS			3,707,554.65	3,795,659.07	2,862,082.87	3,837,853.02	(42,193.95)	-1.1%
BOOKS AND SUPPLIES								
Approved Textbooks and Core Curricula Materials		4100	128,302.27	137,734.96	13,933.48	138,234.96	(500.00)	-0.4%
Books and Other Reference Materials		4200	20,365.00	20,365.00	0.00	20,365.00	0.00	0.0%
Materials and Supplies		4300	719,751.50	511,295.81	227,352.73	486,766.15	24,529.66	4.8%
Noncapitalized Equipment		4400	71,969.94	145,381.86	72,776.18	77,208.08	68,173.78	46.9%
Food		4700	0.00	0.00	0.00	0.00	0.00	0.0%
TOTAL, BOOKS AND SUPPLIES			940,388.71	814,777.63	314,062.39	722,574.19	92,203.44	11.3%
SERVICES AND OTHER OPERATING EXPENDITURES								
Subagreements for Services		5100	292,994.60	305,681.60	299,969.58	306,615.00	(933.40)	-0.3%
Travel and Conferences		5200	90,242.65	185,854.05	147,841.00	187,119.87	(1,265.82)	-0.7%
Dues and Memberships		5300	5,590.00	16,228.00	16,234.16	16,228.00	0.00	0.0%
Insurance		5400-5450	257,697.57	257,697.57	243,990.37	257,697.57	0.00	0.0%
Operations and Housekeeping Services		5500	466,895.00	476,295.00	353,000.68	476,295.00	0.00	0.0%
Rentals, Leases, Repairs, and Noncapitalized Improvements		5600	282,516.18	298,094.20	143,063.38	298,832.54	(738.34)	-0.2%
Transfers of Direct Costs		5710	0.00	0.00	0.00	0.00	0.00	0.0%
Transfers of Direct Costs - Interfund		5750	0.00	0.00	0.00	0.00	0.00	0.0%
Professional/Consulting Services and Operating Expenditures		5800	879,031.72	1,399,376.81	887,368.65	1,488,644.12	(89,267.31)	-6.4%
Communications		5900	34,971.48	35,417.09	10,005.44	35,419.26	(2.17)	0.0%
TOTAL, SERVICES AND OTHER OPERATING EXPENDITURES			2,309,939.20	2,974,644.32	2,101,473.26	3,066,851.36	(92,207.04)	-3.1%
CAPITAL OUTLAY								
Land		6100	0.00	0.00	0.00	0.00	0.00	0.0%
Land Improvements		6170	0.00	150,000.00	4,000.00	150,000.00	0.00	0.0%
Buildings and Improvements of Buildings		6200	0.00	0.00	0.00	0.00	0.00	0.0%
Books and Media for New School Libraries or Major Expansion of School Libraries		6300	0.00	0.00	0.00	0.00	0.00	0.0%
Equipment		6400	70,430.00	116,449.91	123,529.51	123,529.51	(7,079.60)	-6.1%
Equipment Replacement		6500	0.00	43,440.57	43,423.07	43,423.07	17.50	0.0%
Lease Assets		6600	0.00	0.00	0.00	0.00	0.00	0.0%
Subscription Assets		6700	0.00	0.00	0.00	0.00	0.00	0.0%
TOTAL, CAPITAL OUTLAY			70,430.00	309,890.48	170,952.58	316,952.58	(7,062.10)	-2.3%
OTHER OUTGO (excluding Transfers of Indirect Costs)								
Tuition								
Tuition for Instruction Under Interdistrict Attendance Agreements		7110	0.00	0.00	0.00	0.00	0.00	0.0%
State Special Schools		7130	0.00	0.00	0.00	0.00	0.00	0.0%
Tuition, Excess Costs, and/or Deficit Payments								
Payments to Districts or Charter Schools		7141	0.00	0.00	0.00	0.00	0.00	0.0%
Payments to County Offices		7142	149,978.00	149,978.00	0.00	149,978.00	0.00	0.0%
Payments to JPAs		7143	0.00	0.00	0.00	0.00	0.00	0.0%
Transfers of Pass-Through Revenues								

Description	Resource Codes	Object Codes	Original Budget (A)	Board Approved Operating Budget (B)	Actuals To Date (C)	Projected Year Totals (D)	Difference (Col B & D) (E)	% Diff Column B & D (F)
To Districts or Charter Schools		7211	0.00	0.00	0.00	0.00	0.00	0.0%
To County Offices		7212	0.00	0.00	0.00	0.00	0.00	0.0%
To JPAs		7213	0.00	0.00	0.00	0.00	0.00	0.0%
Special Education SELPA Transfers of Apportionments								
To Districts or Charter Schools	6500	7221	0.00	0.00	0.00	0.00	0.00	0.0%
To County Offices	6500	7222	0.00	0.00	0.00	0.00	0.00	0.0%
To JPAs	6500	7223	0.00	0.00	0.00	0.00	0.00	0.0%
ROC/P Transfers of Apportionments								
To Districts or Charter Schools	6360	7221	0.00	0.00	0.00	0.00	0.00	0.0%
To County Offices	6360	7222	0.00	0.00	0.00	0.00	0.00	0.0%
To JPAs	6360	7223	0.00	0.00	0.00	0.00	0.00	0.0%
Other Transfers of Apportionments	All Other	7221-7223	0.00	0.00	0.00	0.00	0.00	0.0%
All Other Transfers		7281-7283	160,029.73	113,553.46	0.00	113,553.46	0.00	0.0%
All Other Transfers Out to All Others		7299	0.00	0.00	0.00	0.00	0.00	0.0%
Debt Service								
Debt Service - Interest		7438	0.00	0.00	0.00	0.00	0.00	0.0%
Other Debt Service - Principal		7439	0.00	0.00	0.00	0.00	0.00	0.0%
TOTAL, OTHER OUTGO (excluding Transfers of Indirect Costs)			310,007.73	263,531.46	0.00	263,531.46	0.00	0.0%
OTHER OUTGO - TRANSFERS OF INDIRECT COSTS								
Transfers of Indirect Costs		7310	0.00	0.00	0.00	0.00		
Transfers of Indirect Costs - Interfund		7350	0.00	0.00	0.00	0.00	0.00	0.0%
TOTAL, OTHER OUTGO - TRANSFERS OF INDIRECT COSTS			0.00	0.00	0.00	0.00	0.00	0.0%
TOTAL, EXPENDITURES			15,678,320.31	16,796,905.91	12,203,091.99	17,015,665.56	(218,759.65)	-1.3%
INTERFUND TRANSFERS								
INTERFUND TRANSFERS IN								
From: Special Reserve Fund		8912	0.00	0.00	0.00	0.00	0.00	0.0%
From: Bond Interest and Redemption Fund		8914	0.00	0.00	0.00	0.00	0.00	0.0%
Other Authorized Interfund Transfers In		8919	0.00	0.00	0.00	0.00	0.00	0.0%
(a) TOTAL, INTERFUND TRANSFERS IN			0.00	0.00	0.00	0.00	0.00	0.0%
INTERFUND TRANSFERS OUT								
To: Child Development Fund		7611	0.00	0.00	0.00	0.00	0.00	0.0%
To: Special Reserve Fund		7612	0.00	0.00	0.00	0.00	0.00	0.0%
To: State School Building Fund/ County School Facilities Fund		7613	0.00	0.00	0.00	0.00	0.00	0.0%
To: Cafeteria Fund		7616	99,109.27	0.00	0.00	0.00	0.00	0.0%
Other Authorized Interfund Transfers Out		7619	250,000.00	250,000.00	20,000.00	250,000.00	0.00	0.0%
(b) TOTAL, INTERFUND TRANSFERS OUT			349,109.27	250,000.00	20,000.00	250,000.00	0.00	0.0%
OTHER SOURCES/USES								
SOURCES								
State Apportionments								
Emergency Apportionments		8931	0.00	0.00	0.00	0.00	0.00	0.0%
Proceeds								

Description	Resource Codes	Object Codes	Original Budget (A)	Board Approved Operating Budget (B)	Actuals To Date (C)	Projected Year Totals (D)	Difference (Col B & D) (E)	% Diff Column B & D (F)
Proceeds from Disposal of Capital Assets		8953	0.00	0.00	0.00	0.00	0.00	0.0%
Other Sources								
Transfers from Funds of Lapsed/Reorganized LEAs		8965	0.00	0.00	0.00	0.00	0.00	0.0%
Long-Term Debt Proceeds								
Proceeds from Certificates of Participation		8971	0.00	0.00	0.00	0.00	0.00	0.0%
Proceeds from Leases		8972	0.00	0.00	0.00	0.00	0.00	0.0%
Proceeds from Lease Revenue Bonds		8973	0.00	0.00	0.00	0.00	0.00	0.0%
Proceeds from SBITAs		8974	0.00	0.00	0.00	0.00	0.00	0.0%
All Other Financing Sources		8979	200,000.00	0.00	0.00	0.00	0.00	0.0%
(c) TOTAL, SOURCES			200,000.00	0.00	0.00	0.00	0.00	0.0%
USES								
Transfers of Funds from Lapsed/Reorganized LEAs		7651	0.00	0.00	0.00	0.00	0.00	0.0%
All Other Financing Uses		7699	0.00	0.00	0.00	0.00	0.00	0.0%
(d) TOTAL, USES			0.00	0.00	0.00	0.00	0.00	0.0%
CONTRIBUTIONS								
Contributions from Unrestricted Revenues		8980	0.00	0.00	0.00	0.00		
Contributions from Restricted Revenues		8990	0.00	0.00	0.00	0.00		
(e) TOTAL, CONTRIBUTIONS			0.00	0.00	0.00	0.00	0.00	0.0%
TOTAL, OTHER FINANCING SOURCES/USES (a - b + c - d + e)			(149,109.27)	(250,000.00)	(20,000.00)	(250,000.00)	0.00	0.0%

Resource	Description	2025-26 Projected Totals
2600	Expanded Learning Opportunities Program	159,599.09
3010	ESSA: Title I, Part A, Basic Grants Low-Income and Neglected	1,788.00
6019	Student Support and Professional Development Discretionary Block Grant	218,774.71
6300	Lottery: Instructional Materials	106,151.90
6547	Special Education Early Intervention Preschool Grant	321,674.03
6770	Arts and Music in Schools (AMS)-Funding Guarantee and Accountability Act (Prop 28)	102,460.91
7085	Learning Communities for School Success Program	60,109.05
7399	LCFF Equity Multiplier	50,000.00
7435	Learning Recovery Emergency Block Grant	95,565.09
7810	Other Restricted State	16,141.00
9010	Other Restricted Local	31,723.52
Total, Restricted Balance		1,163,987.30

Description	Resource Codes	Object Codes	Original Budget (A)	Board Approved Operating Budget (B)	Actuals To Date (C)	Projected Year Totals (D)	Difference (Col B & D) (E)	% Diff Column B & D (F)
A. REVENUES								
1) LCFF Sources		8010-8099	0.00	0.00	0.00	0.00	0.00	0.0%
2) Federal Revenue		8100-8299	240,000.00	240,000.00	150,285.17	240,000.00	0.00	0.0%
3) Other State Revenue		8300-8599	675,000.00	675,000.00	320,671.60	675,000.00	0.00	0.0%
4) Other Local Revenue		8600-8799	8,000.43	8,000.43	5,333.13	8,000.43	0.00	0.0%
5) TOTAL, REVENUES			923,000.43	923,000.43	476,289.90	923,000.43		
B. EXPENDITURES								
1) Certificated Salaries		1000-1999	0.00	0.00	0.00	0.00	0.00	0.0%
2) Classified Salaries		2000-2999	253,650.18	267,601.15	209,785.77	267,601.15	0.00	0.0%
3) Employee Benefits		3000-3999	144,313.52	150,258.46	103,089.66	150,258.46	0.00	0.0%
4) Books and Supplies		4000-4999	598,850.00	598,850.00	445,885.30	598,925.51	(75.51)	0.0%
5) Services and Other Operating Expenditures		5000-5999	25,296.00	30,937.66	24,799.44	32,376.14	(1,438.48)	-4.6%
6) Capital Outlay		6000-6999	0.00	0.00	0.00	0.00	0.00	0.0%
7) Other Outgo (excluding Transfers of Indirect Costs)		7100-7299,7400-7499	0.00	0.00	0.00	0.00	0.00	0.0%
8) Other Outgo - Transfers of Indirect Costs		7300-7399	0.00	0.00	0.00	0.00	0.00	0.0%
9) TOTAL, EXPENDITURES			1,022,109.70	1,047,647.27	783,560.17	1,049,161.26		
C. EXCESS (DEFICIENCY) OF REVENUES OVER EXPENDITURES BEFORE OTHER FINANCING SOURCES AND USES (A5 - B9)			(99,109.27)	(124,646.84)	(307,270.27)	(126,160.83)		
D. OTHER FINANCING SOURCES/USES								
1) Interfund Transfers								
a) Transfers In		8900-8929	99,109.27	0.00	0.00	0.00	0.00	0.0%
b) Transfers Out		7600-7629	0.00	0.00	0.00	0.00	0.00	0.0%
2) Other Sources/Uses								
a) Sources		8930-8979	0.00	0.00	0.00	0.00	0.00	0.0%
b) Uses		7630-7699	0.00	0.00	0.00	0.00	0.00	0.0%
3) Contributions		8980-8999	0.00	0.00	0.00	0.00	0.00	0.0%
4) TOTAL, OTHER FINANCING SOURCES/USES			99,109.27	0.00	0.00	0.00		
E. NET INCREASE (DECREASE) IN FUND BALANCE (C + D4)			0.00	(124,646.84)	(307,270.27)	(126,160.83)		
F. FUND BALANCE, RESERVES								
1) Beginning Fund Balance								
a) As of July 1 - Unaudited		9791	292,850.70	292,850.70		292,850.70	0.00	0.0%
b) Audit Adjustments		9793	0.00	0.00		0.00	0.00	0.0%
c) As of July 1 - Audited (F1a + F1b)			292,850.70	292,850.70		292,850.70		
d) Other Restatements		9795	0.00	0.00		0.00	0.00	0.0%
e) Adjusted Beginning Balance (F1c + F1d)			292,850.70	292,850.70		292,850.70		
2) Ending Balance, June 30 (E + F1e)			292,850.70	168,203.86		166,689.87		
Components of Ending Fund Balance								
a) Nonspendable								
Revolving Cash		9711	0.00	0.00		0.00		
Stores		9712	0.00	0.00		0.00		
Prepaid Items		9713	0.00	0.00		0.00		
All Others		9719	0.00	0.00		0.00		
b) Restricted		9740	292,850.70	168,203.86		166,689.87		
c) Committed								
Stabilization Arrangements		9750	0.00	0.00		0.00		
Other Commitments		9760	0.00	0.00		0.00		
d) Assigned								
Other Assignments		9780	0.00	0.00		0.00		

Description	Resource Codes	Object Codes	Original Budget (A)	Board Approved Operating Budget (B)	Actuals To Date (C)	Projected Year Totals (D)	Difference (Col B & D) (E)	% Diff Column B & D (F)
e) Unassigned/Unappropriated								
Reserve for Economic Uncertainties		9789	0.00	0.00		0.00		
Unassigned/Unappropriated Amount		9790	0.00	0.00		0.00		
FEDERAL REVENUE								
Child Nutrition Programs		8220	240,000.00	240,000.00	150,285.17	240,000.00	0.00	0.0%
Donated Food Commodities		8221	0.00	0.00	0.00	0.00	0.00	0.0%
All Other Federal Revenue		8290	0.00	0.00	0.00	0.00	0.00	0.0%
TOTAL, FEDERAL REVENUE			240,000.00	240,000.00	150,285.17	240,000.00	0.00	0.0%
OTHER STATE REVENUE								
Child Nutrition Programs		8520	675,000.00	675,000.00	320,671.60	675,000.00	0.00	0.0%
All Other State Revenue		8590	0.00	0.00	0.00	0.00	0.00	0.0%
TOTAL, OTHER STATE REVENUE			675,000.00	675,000.00	320,671.60	675,000.00	0.00	0.0%
OTHER LOCAL REVENUE								
Sales								
Sale of Equipment/Supplies		8631	0.00	0.00	0.00	0.00	0.00	0.0%
Food Service Sales		8634	0.00	0.00	0.00	0.00	0.00	0.0%
Leases and Rentals		8650	0.00	0.00	0.00	0.00	0.00	0.0%
Interest		8660	7,500.00	7,500.00	5,333.13	7,500.00	0.00	0.0%
Net Increase (Decrease) in the Fair Value of Investments		8662	0.00	0.00	0.00	0.00	0.00	0.0%
Fees and Contracts								
Interagency Services		8677	0.00	0.00	0.00	0.00	0.00	0.0%
Other Local Revenue								
All Other Local Revenue		8699	500.43	500.43	0.00	500.43	0.00	0.0%
TOTAL, OTHER LOCAL REVENUE			8,000.43	8,000.43	5,333.13	8,000.43	0.00	0.0%
TOTAL, REVENUES			923,000.43	923,000.43	476,289.90	923,000.43		
CERTIFICATED SALARIES								
Certificated Supervisors' and Administrators' Salaries		1300	0.00	0.00	0.00	0.00	0.00	0.0%
Other Certificated Salaries		1900	0.00	0.00	0.00	0.00	0.00	0.0%
TOTAL, CERTIFICATED SALARIES			0.00	0.00	0.00	0.00	0.00	0.0%
CLASSIFIED SALARIES								
Classified Support Salaries		2200	183,569.84	197,520.81	153,577.47	197,520.81	0.00	0.0%
Classified Supervisors' and Administrators' Salaries		2300	70,080.34	70,080.34	56,208.30	70,080.34	0.00	0.0%
Clerical, Technical and Office Salaries		2400	0.00	0.00	0.00	0.00	0.00	0.0%
Other Classified Salaries		2900	0.00	0.00	0.00	0.00	0.00	0.0%
TOTAL, CLASSIFIED SALARIES			253,650.18	267,601.15	209,785.77	267,601.15	0.00	0.0%
EMPLOYEE BENEFITS								
STRS		3101-3102	0.00	0.00	0.00	0.00	0.00	0.0%
PERS		3201-3202	68,003.60	71,743.87	56,674.27	71,743.87	0.00	0.0%
OASDI/Medicare/Alternative		3301-3302	19,404.22	20,471.50	15,983.48	20,471.50	0.00	0.0%
Health and Welfare Benefits		3401-3402	48,403.92	49,250.25	31,995.97	49,250.25	0.00	0.0%
Unemployment Insurance		3501-3502	126.82	133.79	104.55	133.79	0.00	0.0%
Workers' Compensation		3601-3602	5,165.34	5,449.43	(1,668.61)	5,449.43	0.00	0.0%
OPEB, Allocated		3701-3702	3,209.62	3,209.62	0.00	3,209.62	0.00	0.0%
OPEB, Active Employees		3751-3752	0.00	0.00	0.00	0.00	0.00	0.0%
Other Employee Benefits		3901-3902	0.00	0.00	0.00	0.00	0.00	0.0%
TOTAL, EMPLOYEE BENEFITS			144,313.52	150,258.46	103,089.66	150,258.46	0.00	0.0%
BOOKS AND SUPPLIES								
Books and Other Reference Materials		4200	0.00	0.00	0.00	0.00	0.00	0.0%
Materials and Supplies		4300	46,450.00	46,450.00	31,668.27	46,525.51	(75.51)	-0.2%

Description	Resource Codes	Object Codes	Original Budget (A)	Board Approved Operating Budget (B)	Actuals To Date (C)	Projected Year Totals (D)	Difference (Col B & D) (E)	% Diff Column B & D (F)
Noncapitalized Equipment		4400	0.00	0.00	0.00	0.00	0.00	0.0%
Food		4700	552,400.00	552,400.00	414,217.03	552,400.00	0.00	0.0%
TOTAL, BOOKS AND SUPPLIES			598,850.00	598,850.00	445,885.30	598,925.51	(75.51)	0.0%
SERVICES AND OTHER OPERATING EXPENDITURES								
Subagreements for Services		5100	0.00	0.00	0.00	0.00	0.00	0.0%
Travel and Conferences		5200	0.00	0.00	0.00	0.00	0.00	0.0%
Dues and Memberships		5300	350.00	350.00	350.00	350.00	0.00	0.0%
Insurance		5400-5450	0.00	0.00	0.00	0.00	0.00	0.0%
Operations and Housekeeping Services		5500	9,000.00	10,000.00	7,614.28	10,000.00	0.00	0.0%
Rentals, Leases, Repairs, and Noncapitalized Improvements		5600	1,632.50	1,778.50	1,146.00	1,778.50	0.00	0.0%
Transfers of Direct Costs		5710	0.00	0.00	0.00	0.00	0.00	0.0%
Transfers of Direct Costs - Interfund		5750	0.00	0.00	0.00	0.00	0.00	0.0%
Professional/Consulting Services and Operating Expenditures		5800	14,313.50	18,809.16	15,689.16	20,247.64	(1,438.48)	-7.6%
Communications		5900	0.00	0.00	0.00	0.00	0.00	0.0%
TOTAL, SERVICES AND OTHER OPERATING EXPENDITURES			25,296.00	30,937.66	24,799.44	32,376.14	(1,438.48)	-4.6%
CAPITAL OUTLAY								
Buildings and Improvements of Buildings		6200	0.00	0.00	0.00	0.00	0.00	0.0%
Equipment		6400	0.00	0.00	0.00	0.00	0.00	0.0%
Equipment Replacement		6500	0.00	0.00	0.00	0.00	0.00	0.0%
Lease Assets		6600	0.00	0.00	0.00	0.00	0.00	0.0%
Subscription Assets		6700	0.00	0.00	0.00	0.00	0.00	0.0%
TOTAL, CAPITAL OUTLAY			0.00	0.00	0.00	0.00	0.00	0.0%
OTHER OUTGO (excluding Transfers of Indirect Costs)								
Debt Service								
Debt Service - Interest		7438	0.00	0.00	0.00	0.00	0.00	0.0%
Other Debt Service - Principal		7439	0.00	0.00	0.00	0.00	0.00	0.0%
TOTAL, OTHER OUTGO (excluding Transfers of Indirect Costs)			0.00	0.00	0.00	0.00	0.00	0.0%
OTHER OUTGO - TRANSFERS OF INDIRECT COSTS								
Transfers of Indirect Costs - Interfund		7350	0.00	0.00	0.00	0.00	0.00	0.0%
TOTAL, OTHER OUTGO - TRANSFERS OF INDIRECT COSTS			0.00	0.00	0.00	0.00	0.00	0.0%
TOTAL, EXPENDITURES			1,022,109.70	1,047,647.27	783,560.17	1,049,161.26		
INTERFUND TRANSFERS								
INTERFUND TRANSFERS IN								
From: General Fund		8916	99,109.27	0.00	0.00	0.00	0.00	0.0%
Other Authorized Interfund Transfers In		8919	0.00	0.00	0.00	0.00	0.00	0.0%
(a) TOTAL, INTERFUND TRANSFERS IN			99,109.27	0.00	0.00	0.00	0.00	0.0%
INTERFUND TRANSFERS OUT								
Other Authorized Interfund Transfers Out		7619	0.00	0.00	0.00	0.00	0.00	0.0%
(b) TOTAL, INTERFUND TRANSFERS OUT			0.00	0.00	0.00	0.00	0.00	0.0%
OTHER SOURCES/USES								
SOURCES								
Other Sources								
Transfers from Funds of Lapsed/Reorganized LEAs		8965	0.00	0.00	0.00	0.00	0.00	0.0%
Long-Term Debt Proceeds								
Proceeds from Leases		8972	0.00	0.00	0.00	0.00	0.00	0.0%
Proceeds from SBITAs		8974	0.00	0.00	0.00	0.00	0.00	0.0%
All Other Financing Sources		8979	0.00	0.00	0.00	0.00	0.00	0.0%

Description	Resource Codes	Object Codes	Original Budget (A)	Board Approved Operating Budget (B)	Actuals To Date (C)	Projected Year Totals (D)	Difference (Col B & D) (E)	% Diff Column B & D (F)
(c) TOTAL, SOURCES			0.00	0.00	0.00	0.00	0.00	0.0%
USES								
Transfers of Funds from Lapsed/Reorganized LEAs		7651	0.00	0.00	0.00	0.00	0.00	0.0%
All Other Financing Uses		7699	0.00	0.00	0.00	0.00	0.00	0.0%
(d) TOTAL, USES			0.00	0.00	0.00	0.00	0.00	0.0%
CONTRIBUTIONS								
Contributions from Unrestricted Revenues		8980	0.00	0.00	0.00	0.00	0.00	0.0%
Contributions from Restricted Revenues		8990	0.00	0.00	0.00	0.00	0.00	0.0%
(e) TOTAL, CONTRIBUTIONS			0.00	0.00	0.00	0.00	0.00	0.0%
TOTAL, OTHER FINANCING SOURCES/USES								
(a - b + c - d + e)			99,109.27	0.00	0.00	0.00		

Resource	Description	2025-26 Projected Totals
5310	Child Nutrition: School Programs (e.g., School Lunch, School Breakfast, Milk, Pregnant & Lactating Students)	166,075.87
5810	Other Restricted Federal	614.00
Total, Restricted Balance		166,689.87

Description	Object Codes	Projected Year Totals (A)	% Change (Cols. C-A/A) (B)	2026-27 Projection (C)	% Change (Cols. E-C/C) (D)	2027-28 Projection (E)
(Enter projections for subsequent years 1 and 2 in Columns C and E; current year - Column A - is extracted)						
A. REVENUES AND OTHER FINANCING SOURCES						
1. LCFF Sources	8010-8099	0.00	0.00%		0.00%	
2. Federal Revenues	8100-8299	240,000.00	0.00%	240,000.00	0.00%	240,000.00
3. Other State Revenues	8300-8599	675,000.00	0.00%	675,000.00	0.00%	675,000.00
4. Other Local Revenues	8600-8799	8,000.43	(.01%)	8,000.00	0.00%	8,000.00
5. Other Financing Sources						
a. Transfers In	8900-8929	0.00	0.00%	100,000.00	0.00%	100,000.00
b. Other Sources	8930-8979	0.00	0.00%		0.00%	
c. Contributions	8980-8999	0.00	0.00%		0.00%	
6. Total (Sum lines A1 thru A5c)		923,000.43	10.83%	1,023,000.00	0.00%	1,023,000.00
B. EXPENDITURES AND OTHER FINANCING USES						
1. Certificated Salaries	1000-1999	0.00	0.00%		0.00%	
2. Classified Salaries	2000-2999	267,601.15	3.75%	277,636.19	3.75%	288,047.55
3. Employee Benefits	3000-3999	150,258.46	3.75%	155,893.15	3.75%	161,739.15
4. Books and Supplies	4000-4999	598,925.51	1.99%	610,827.00	2.00%	623,043.54
5. Services and Other Operating Expenditures	5000-5999	32,376.14	1.93%	33,000.00	3.03%	34,000.00
6. Capital Outlay	6000-6999	0.00	0.00%		0.00%	
7. Other Outgo (excluding Transfers of Indirect Costs)	7100-7299, 7400-7499	0.00	0.00%		0.00%	
8. Other Outgo - Transfers of Indirect Costs	7300-7399	0.00	0.00%		0.00%	
9. Other Financing Uses						
a. Transfers Out	7600-7629	0.00	0.00%		0.00%	
b. Other Uses	7630-7699	0.00	0.00%		0.00%	
10. Other Adjustments (Explain in Section E below)						
11. Total (Sum lines B1 thru B10)		1,049,161.26	2.69%	1,077,356.34	2.74%	1,106,830.24
C.NET INCREASE(DECREASE) IN FUND BALANCE (Line A6 minus line B11)		(126,160.83)		(54,356.34)		(83,830.24)
D. FUND BALANCE						
1. Net Beginning Fund Balance	9791-9795	292,850.70		166,689.87		112,333.53
2. Ending Fund Balance (Sum lines C and D1)		166,689.87		112,333.53		28,503.29
3. Components of Ending Fund Balance						
a. Nonspendable	9710-9719	0.00				
b. Restricted	9740	166,689.87				
c. Committed						
1. Stabilization Arrangements	9750	0.00				
2. Other Commitments	9760	0.00				
d. Assigned	9780	0.00				
e. Unassigned/Unappropriated						
1. Reserve for Economic Uncertainties	9789	0.00				
2. Unassigned/Unappropriated	9790	0.00		112,333.53		28,503.29
f. Total Components of Ending Fund Balance (Line D3f must agree with Line D2)		166,689.87		112,333.53		28,503.29

E. ASSUMPTIONS

Please provide below or on a separate attachment the assumptions used to determine the projections for the first and second subsequent fiscal years.

Description	Object Codes	Projected Year Totals (A)	% Change (Cols. C-A/A) (B)	2026-27 Projection (C)	% Change (Cols. E-C/C) (D)	2027-28 Projection (E)
(Enter projections for subsequent years 1 and 2 in Columns C and E; current year - Column A - is extracted)						
A. REVENUES AND OTHER FINANCING SOURCES						
1. LCFF Sources	8010-8099	0.00	0.00%		0.00%	
2. Federal Revenues	8100-8299	0.00	0.00%		0.00%	
3. Other State Revenues	8300-8599	0.00	0.00%		0.00%	
4. Other Local Revenues	8600-8799	1,000.00	0.00%	1,000.00	0.00%	1,000.00
5. Other Financing Sources						
a. Transfers In	8900-8929	250,000.00	0.00%	250,000.00	0.00%	250,000.00
b. Other Sources	8930-8979	0.00	0.00%		0.00%	
c. Contributions	8980-8999	0.00	0.00%		0.00%	
6. Total (Sum lines A1 thru A5c)		251,000.00	0.00%	251,000.00	0.00%	251,000.00
B. EXPENDITURES AND OTHER FINANCING USES						
1. Certificated Salaries	1000-1999	0.00	0.00%		0.00%	
2. Classified Salaries	2000-2999	0.00	0.00%		0.00%	
3. Employee Benefits	3000-3999	0.00	0.00%		0.00%	
4. Books and Supplies	4000-4999	0.00	0.00%		0.00%	
5. Services and Other Operating Expenditures	5000-5999	25,712.10	(100.00%)		0.00%	
6. Capital Outlay	6000-6999	0.00	0.00%		0.00%	
7. Other Outgo (excluding Transfers of Indirect Costs)	7100-7299, 7400-7499	0.00	0.00%		0.00%	
8. Other Outgo - Transfers of Indirect Costs	7300-7399	0.00	0.00%		0.00%	
9. Other Financing Uses						
a. Transfers Out	7600-7629	0.00	0.00%		0.00%	
b. Other Uses	7630-7699	0.00	0.00%		0.00%	
10. Other Adjustments (Explain in Section E below)						
11. Total (Sum lines B1 thru B10)		25,712.10	(100.00%)	0.00	0.00%	0.00
C. NET INCREASE(DECREASE) IN FUND BALANCE (Line A6 minus line B11)		225,287.90		251,000.00		251,000.00
D. FUND BALANCE						
1. Net Beginning Fund Balance	9791-9795	258,404.52		483,692.42		734,692.42
2. Ending Fund Balance (Sum lines C and D1)		483,692.42		734,692.42		985,692.42
3. Components of Ending Fund Balance						
a. Nonspendable	9710-9719	0.00				
b. Restricted	9740	342,319.40		350,000.00		350,000.00
c. Committed						
1. Stabilization Arrangements	9750	0.00				
2. Other Commitments	9760	141,373.02				
d. Assigned	9780	0.00				
e. Unassigned/Unappropriated						
1. Reserve for Economic Uncertainties	9789	0.00				
2. Unassigned/Unappropriated	9790	0.00		384,692.42		635,692.42
f. Total Components of Ending Fund Balance (Line D3f must agree with Line D2)		483,692.42		734,692.42		985,692.42

E. ASSUMPTIONS

Please provide below or on a separate attachment the assumptions used to determine the projections for the first and second subsequent fiscal years.

Description	Resource Codes	Object Codes	Original Budget (A)	Board Approved Operating Budget (B)	Actuals To Date (C)	Projected Year Totals (D)	Difference (Col B & D) (E)	% Diff Column B & D (F)
A. REVENUES								
1) LCFF Sources		8010-8099	0.00	0.00	0.00	0.00	0.00	0.0%
2) Federal Revenue		8100-8299	0.00	0.00	0.00	0.00	0.00	0.0%
3) Other State Revenue		8300-8599	0.00	0.00	0.00	0.00	0.00	0.0%
4) Other Local Revenue		8600-8799	1,000.00	1,000.00	29.48	1,000.00	0.00	0.0%
5) TOTAL, REVENUES			1,000.00	1,000.00	29.48	1,000.00		
B. EXPENDITURES								
1) Certificated Salaries		1000-1999	0.00	0.00	0.00	0.00	0.00	0.0%
2) Classified Salaries		2000-2999	0.00	0.00	0.00	0.00	0.00	0.0%
3) Employee Benefits		3000-3999	0.00	0.00	0.00	0.00	0.00	0.0%
4) Books and Supplies		4000-4999	0.00	0.00	0.00	0.00	0.00	0.0%
5) Services and Other Operating Expenditures		5000-5999	24,762.10	25,712.10	25,712.10	25,712.10	0.00	0.0%
6) Capital Outlay		6000-6999	0.00	0.00	0.00	0.00	0.00	0.0%
7) Other Outgo (excluding Transfers of Indirect Costs)		7100-7299,7400-7499	0.00	0.00	0.00	0.00	0.00	0.0%
8) Other Outgo - Transfers of Indirect Costs		7300-7399	0.00	0.00	0.00	0.00	0.00	0.0%
9) TOTAL, EXPENDITURES			24,762.10	25,712.10	25,712.10	25,712.10		
C. EXCESS (DEFICIENCY) OF REVENUES OVER EXPENDITURES BEFORE OTHER FINANCING SOURCES AND USES (A5 - B9)			(23,762.10)	(24,712.10)	(25,682.62)	(24,712.10)		
D. OTHER FINANCING SOURCES/USES								
1) Interfund Transfers								
a) Transfers In		8900-8929	250,000.00	250,000.00	20,000.00	250,000.00	0.00	0.0%
b) Transfers Out		7600-7629	0.00	0.00	0.00	0.00	0.00	0.0%
2) Other Sources/Uses								
a) Sources		8930-8979	0.00	0.00	0.00	0.00	0.00	0.0%
b) Uses		7630-7699	0.00	0.00	0.00	0.00	0.00	0.0%
3) Contributions		8980-8999	0.00	0.00	0.00	0.00	0.00	0.0%
4) TOTAL, OTHER FINANCING SOURCES/USES			250,000.00	250,000.00	20,000.00	250,000.00		
E. NET INCREASE (DECREASE) IN FUND BALANCE (C + D4)			226,237.90	225,287.90	(5,682.62)	225,287.90		
F. FUND BALANCE, RESERVES								
1) Beginning Fund Balance								
a) As of July 1 - Unaudited		9791	258,404.52	258,404.52		258,404.52	0.00	0.0%
b) Audit Adjustments		9793	0.00	0.00		0.00	0.00	0.0%
c) As of July 1 - Audited (F1a + F1b)			258,404.52	258,404.52		258,404.52		
d) Other Restatements		9795	0.00	0.00		0.00	0.00	0.0%
e) Adjusted Beginning Balance (F1c + F1d)			258,404.52	258,404.52		258,404.52		
2) Ending Balance, June 30 (E + F1e)			484,642.42	483,692.42		483,692.42		
Components of Ending Fund Balance								
a) Nonspendable								
Revolving Cash		9711	0.00	0.00		0.00		
Stores		9712	0.00	0.00		0.00		
Prepaid Items		9713	0.00	0.00		0.00		
All Others		9719	0.00	0.00		0.00		
b) Restricted		9740	343,269.40	342,319.40		342,319.40		
c) Committed								
Stabilization Arrangements		9750	0.00	0.00		0.00		
Other Commitments		9760	141,373.02	141,373.02		141,373.02		
d) Assigned								
Other Assignments		9780	0.00	0.00		0.00		

Description	Resource Codes	Object Codes	Original Budget (A)	Board Approved Operating Budget (B)	Actuals To Date (C)	Projected Year Totals (D)	Difference (Col B & D) (E)	% Diff Column B & D (F)
e) Unassigned/Unappropriated								
Reserve for Economic Uncertainties		9789	0.00	0.00		0.00		
Unassigned/Unappropriated Amount		9790	0.00	0.00		0.00		
LCFF SOURCES								
LCFF Transfers								
LCFF Transfers - Current Year		8091	0.00	0.00	0.00	0.00	0.00	0.0%
LCFF Transfers - Prior Years		8099	0.00	0.00	0.00	0.00	0.00	0.0%
TOTAL, LCFF SOURCES			0.00	0.00	0.00	0.00	0.00	0.0%
OTHER STATE REVENUE								
All Other State Revenue		8590	0.00	0.00	0.00	0.00	0.00	0.0%
TOTAL, OTHER STATE REVENUE			0.00	0.00	0.00	0.00	0.00	0.0%
OTHER LOCAL REVENUE								
Community Redevelopment Funds Not Subject to LCFF Deduction		8625	0.00	0.00	0.00	0.00	0.00	0.0%
Sales								
Sale of Equipment/Supplies		8631	0.00	0.00	0.00	0.00	0.00	0.0%
Interest		8660	1,000.00	1,000.00	29.48	1,000.00	0.00	0.0%
Net Increase (Decrease) in the Fair Value of Investments		8662	0.00	0.00	0.00	0.00	0.00	0.0%
Other Local Revenue								
All Other Local Revenue		8699	0.00	0.00	0.00	0.00	0.00	0.0%
All Other Transfers In from All Others		8799	0.00	0.00	0.00	0.00	0.00	0.0%
TOTAL, OTHER LOCAL REVENUE			1,000.00	1,000.00	29.48	1,000.00	0.00	0.0%
TOTAL, REVENUES			1,000.00	1,000.00	29.48	1,000.00		
CLASSIFIED SALARIES								
Classified Support Salaries		2200	0.00	0.00	0.00	0.00	0.00	0.0%
Other Classified Salaries		2900	0.00	0.00	0.00	0.00	0.00	0.0%
TOTAL, CLASSIFIED SALARIES			0.00	0.00	0.00	0.00	0.00	0.0%
EMPLOYEE BENEFITS								
STRS		3101-3102	0.00	0.00	0.00	0.00	0.00	0.0%
PERS		3201-3202	0.00	0.00	0.00	0.00	0.00	0.0%
OASDI/Medicare/Alternative		3301-3302	0.00	0.00	0.00	0.00	0.00	0.0%
Health and Welfare Benefits		3401-3402	0.00	0.00	0.00	0.00	0.00	0.0%
Unemployment Insurance		3501-3502	0.00	0.00	0.00	0.00	0.00	0.0%
Workers' Compensation		3601-3602	0.00	0.00	0.00	0.00	0.00	0.0%
OPEB, Allocated		3701-3702	0.00	0.00	0.00	0.00	0.00	0.0%
OPEB, Active Employees		3751-3752	0.00	0.00	0.00	0.00	0.00	0.0%
Other Employee Benefits		3901-3902	0.00	0.00	0.00	0.00	0.00	0.0%
TOTAL, EMPLOYEE BENEFITS			0.00	0.00	0.00	0.00	0.00	0.0%
BOOKS AND SUPPLIES								
Books and Other Reference Materials		4200	0.00	0.00	0.00	0.00	0.00	0.0%
Materials and Supplies		4300	0.00	0.00	0.00	0.00	0.00	0.0%
Noncapitalized Equipment		4400	0.00	0.00	0.00	0.00	0.00	0.0%
TOTAL, BOOKS AND SUPPLIES			0.00	0.00	0.00	0.00	0.00	0.0%
SERVICES AND OTHER OPERATING EXPENDITURES								
Subagreements for Services		5100	0.00	0.00	0.00	0.00	0.00	0.0%
Travel and Conferences		5200	0.00	0.00	0.00	0.00	0.00	0.0%
Rentals, Leases, Repairs, and Noncapitalized Improvements		5600	24,762.10	25,712.10	25,712.10	25,712.10	0.00	0.0%
Transfers of Direct Costs		5710	0.00	0.00	0.00	0.00	0.00	0.0%
Transfers of Direct Costs - Interfund		5750	0.00	0.00	0.00	0.00	0.00	0.0%
Professional/Consulting Services and								

Description	Resource Codes	Object Codes	Original Budget (A)	Board Approved Operating Budget (B)	Actuals To Date (C)	Projected Year Totals (D)	Difference (Col B & D) (E)	% Diff Column B & D (F)
Operating Expenditures		5800	0.00	0.00	0.00	0.00	0.00	0.0%
TOTAL, SERVICES AND OTHER OPERATING EXPENDITURES			24,762.10	25,712.10	25,712.10	25,712.10	0.00	0.0%
CAPITAL OUTLAY								
Land Improvements		6170	0.00	0.00	0.00	0.00	0.00	0.0%
Buildings and Improvements of Buildings		6200	0.00	0.00	0.00	0.00	0.00	0.0%
Equipment		6400	0.00	0.00	0.00	0.00	0.00	0.0%
Equipment Replacement		6500	0.00	0.00	0.00	0.00	0.00	0.0%
Lease Assets		6600	0.00	0.00	0.00	0.00	0.00	0.0%
Subscription Assets		6700	0.00	0.00	0.00	0.00	0.00	0.0%
TOTAL, CAPITAL OUTLAY			0.00	0.00	0.00	0.00	0.00	0.0%
OTHER OUTGO (excluding Transfers of Indirect Costs)								
Debt Service								
Debt Service - Interest		7438	0.00	0.00	0.00	0.00	0.00	0.0%
Other Debt Service - Principal		7439	0.00	0.00	0.00	0.00	0.00	0.0%
TOTAL, OTHER OUTGO (excluding Transfers of Indirect Costs)			0.00	0.00	0.00	0.00	0.00	0.0%
TOTAL, EXPENDITURES			24,762.10	25,712.10	25,712.10	25,712.10		
INTERFUND TRANSFERS								
INTERFUND TRANSFERS IN								
Other Authorized Interfund Transfers In		8919	250,000.00	250,000.00	20,000.00	250,000.00	0.00	0.0%
(a) TOTAL, INTERFUND TRANSFERS IN			250,000.00	250,000.00	20,000.00	250,000.00	0.00	0.0%
INTERFUND TRANSFERS OUT								
Other Authorized Interfund Transfers Out		7619	0.00	0.00	0.00	0.00	0.00	0.0%
(b) TOTAL, INTERFUND TRANSFERS OUT			0.00	0.00	0.00	0.00	0.00	0.0%
OTHER SOURCES/USES								
SOURCES								
Other Sources								
Transfers from Funds of Lapsed/Reorganized LEAs		8965	0.00	0.00	0.00	0.00	0.00	0.0%
Long-Term Debt Proceeds								
Proceeds from Leases		8972	0.00	0.00	0.00	0.00	0.00	0.0%
Proceeds from SBITAs		8974	0.00	0.00	0.00	0.00	0.00	0.0%
All Other Financing Sources		8979	0.00	0.00	0.00	0.00	0.00	0.0%
(c) TOTAL, SOURCES			0.00	0.00	0.00	0.00	0.00	0.0%
USES								
Transfers of Funds from Lapsed/Reorganized LEAs		7651	0.00	0.00	0.00	0.00	0.00	0.0%
All Other Financing Uses		7699	0.00	0.00	0.00	0.00	0.00	0.0%
(d) TOTAL, USES			0.00	0.00	0.00	0.00	0.00	0.0%
CONTRIBUTIONS								
Contributions from Unrestricted Revenues		8980	0.00	0.00	0.00	0.00	0.00	0.0%
Contributions from Restricted Revenues		8990	0.00	0.00	0.00	0.00	0.00	0.0%
(e) TOTAL, CONTRIBUTIONS			0.00	0.00	0.00	0.00	0.00	0.0%
TOTAL, OTHER FINANCING SOURCES/USES								
(a - b + c - d + e)			250,000.00	250,000.00	20,000.00	250,000.00		

Resource	Description	2025-26 Projected Totals
8150	Ongoing & Major Maintenance Account (RMA: Education Code Section 17070.75)	342,319.40
Total, Restricted Balance		342,319.40

Description	Object Codes	Projected Year Totals (A)	% Change (Cols. C-A/A) (B)	2026-27 Projection (C)	% Change (Cols. E-C/C) (D)	2027-28 Projection (E)
(Enter projections for subsequent years 1 and 2 in Columns C and E; current year - Column A - is extracted)						
A. REVENUES AND OTHER FINANCING SOURCES						
1. LCFF Sources	8010-8099	0.00	0.00%		0.00%	
2. Federal Revenues	8100-8299	0.00	0.00%		0.00%	
3. Other State Revenues	8300-8599	0.00	0.00%		0.00%	
4. Other Local Revenues	8600-8799	1,733.18	0.00%	1,733.18	0.00%	1,733.18
5. Other Financing Sources						
a. Transfers In	8900-8929	0.00	0.00%		0.00%	
b. Other Sources	8930-8979	0.00	0.00%		0.00%	
c. Contributions	8980-8999	0.00	0.00%		0.00%	
6. Total (Sum lines A1 thru A5c)		1,733.18	0.00%	1,733.18	0.00%	1,733.18
B. EXPENDITURES AND OTHER FINANCING USES						
1. Certificated Salaries	1000-1999	0.00	0.00%		0.00%	
2. Classified Salaries	2000-2999	0.00	0.00%		0.00%	
3. Employee Benefits	3000-3999	0.00	0.00%		0.00%	
4. Books and Supplies	4000-4999	0.00	0.00%		0.00%	
5. Services and Other Operating Expenditures	5000-5999	0.00	0.00%		0.00%	
6. Capital Outlay	6000-6999	0.00	0.00%		0.00%	
7. Other Outgo (excluding Transfers of Indirect Costs)	7100-7299, 7400-7499	0.00	0.00%		0.00%	
8. Other Outgo - Transfers of Indirect Costs	7300-7399	0.00	0.00%		0.00%	
9. Other Financing Uses						
a. Transfers Out	7600-7629	0.00	0.00%		0.00%	
b. Other Uses	7630-7699	0.00	0.00%		0.00%	
10. Other Adjustments (Explain in Section E below)						
11. Total (Sum lines B1 thru B10)		0.00	0.00%	0.00	0.00%	0.00
C. NET INCREASE(DECREASE) IN FUND BALANCE (Line A6 minus line B11)		1,733.18		1,733.18		1,733.18
D. FUND BALANCE						
1. Net Beginning Fund Balance	9791-9795	101,401.69		103,134.87		104,868.05
2. Ending Fund Balance (Sum lines C and D1)		103,134.87		104,868.05		106,601.23
3. Components of Ending Fund Balance						
a. Nonspendable	9710-9719	0.00				
b. Restricted	9740	0.00				
c. Committed						
1. Stabilization Arrangements	9750	0.00				
2. Other Commitments	9760	103,134.87				
d. Assigned	9780	0.00				
e. Unassigned/Unappropriated						
1. Reserve for Economic Uncertainties	9789	0.00				
2. Unassigned/Unappropriated	9790	0.00		104,868.05		106,601.23
f. Total Components of Ending Fund Balance (Line D3f must agree with Line D2)		103,134.87		104,868.05		106,601.23

E. ASSUMPTIONS

Please provide below or on a separate attachment the assumptions used to determine the projections for the first and second subsequent fiscal years.

Description	Resource Codes	Object Codes	Original Budget (A)	Board Approved Operating Budget (B)	Actuals To Date (C)	Projected Year Totals (D)	Difference (Col B & D) (E)	% Diff Column B & D (F)
A. REVENUES								
1) LCFF Sources		8010-8099	0.00	0.00	0.00	0.00	0.00	0.0%
2) Federal Revenue		8100-8299	0.00	0.00	0.00	0.00	0.00	0.0%
3) Other State Revenue		8300-8599	0.00	0.00	0.00	0.00	0.00	0.0%
4) Other Local Revenue		8600-8799	1,733.18	1,733.18	1,667.00	1,733.18	0.00	0.0%
5) TOTAL, REVENUES			1,733.18	1,733.18	1,667.00	1,733.18		
B. EXPENDITURES								
1) Certificated Salaries		1000-1999	0.00	0.00	0.00	0.00	0.00	0.0%
2) Classified Salaries		2000-2999	0.00	0.00	0.00	0.00	0.00	0.0%
3) Employee Benefits		3000-3999	0.00	0.00	0.00	0.00	0.00	0.0%
4) Books and Supplies		4000-4999	0.00	0.00	0.00	0.00	0.00	0.0%
5) Services and Other Operating Expenditures		5000-5999	0.00	0.00	0.00	0.00	0.00	0.0%
6) Capital Outlay		6000-6999	0.00	0.00	0.00	0.00	0.00	0.0%
7) Other Outgo (excluding Transfers of Indirect Costs)		7100-7299,7400-7499	0.00	0.00	0.00	0.00	0.00	0.0%
8) Other Outgo - Transfers of Indirect Costs		7300-7399	0.00	0.00	0.00	0.00	0.00	0.0%
9) TOTAL, EXPENDITURES			0.00	0.00	0.00	0.00		
C. EXCESS (DEFICIENCY) OF REVENUES OVER EXPENDITURES BEFORE OTHER FINANCING SOURCES AND USES (A5 - B9)			1,733.18	1,733.18	1,667.00	1,733.18		
D. OTHER FINANCING SOURCES/USES								
1) Interfund Transfers								
a) Transfers In		8900-8929	0.00	0.00	0.00	0.00	0.00	0.0%
b) Transfers Out		7600-7629	0.00	0.00	0.00	0.00	0.00	0.0%
2) Other Sources/Uses								
a) Sources		8930-8979	0.00	0.00	0.00	0.00	0.00	0.0%
b) Uses		7630-7699	0.00	0.00	0.00	0.00	0.00	0.0%
3) Contributions		8980-8999	0.00	0.00	0.00	0.00	0.00	0.0%
4) TOTAL, OTHER FINANCING SOURCES/USES			0.00	0.00	0.00	0.00		
E. NET INCREASE (DECREASE) IN FUND BALANCE (C + D4)			1,733.18	1,733.18	1,667.00	1,733.18		
F. FUND BALANCE, RESERVES								
1) Beginning Fund Balance								
a) As of July 1 - Unaudited		9791	101,401.69	101,401.69		101,401.69	0.00	0.0%
b) Audit Adjustments		9793	0.00	0.00		0.00	0.00	0.0%
c) As of July 1 - Audited (F1a + F1b)			101,401.69	101,401.69		101,401.69		
d) Other Restatements		9795	0.00	0.00		0.00	0.00	0.0%
e) Adjusted Beginning Balance (F1c + F1d)			101,401.69	101,401.69		101,401.69		
2) Ending Balance, June 30 (E + F1e)			103,134.87	103,134.87		103,134.87		
Components of Ending Fund Balance								
a) Nonspendable								
Revolving Cash		9711	0.00	0.00		0.00		
Stores		9712	0.00	0.00		0.00		
Prepaid Items		9713	0.00	0.00		0.00		
All Others		9719	0.00	0.00		0.00		
b) Restricted		9740	0.00	0.00		0.00		
c) Committed								
Stabilization Arrangements		9750	0.00	0.00		0.00		
Other Commitments		9760	103,134.87	103,134.87		103,134.87		
d) Assigned								
Other Assignments		9780	0.00	0.00		0.00		

Description	Resource Codes	Object Codes	Original Budget (A)	Board Approved Operating Budget (B)	Actuals To Date (C)	Projected Year Totals (D)	Difference (Col B & D) (E)	% Diff Column B & D (F)
e) Unassigned/Unappropriated								
Reserve for Economic Uncertainties		9789	0.00	0.00		0.00		
Unassigned/Unappropriated Amount		9790	0.00	0.00		0.00		
OTHER LOCAL REVENUE								
Sales								
Sale of Equipment/Supplies		8631	0.00	0.00	0.00	0.00	0.00	0.0%
Interest		8660	1,733.18	1,733.18	1,667.00	1,733.18	0.00	0.0%
Net Increase (Decrease) in the Fair Value of Investments		8662	0.00	0.00	0.00	0.00	0.00	0.0%
TOTAL, OTHER LOCAL REVENUE			1,733.18	1,733.18	1,667.00	1,733.18	0.00	0.0%
TOTAL, REVENUES			1,733.18	1,733.18	1,667.00	1,733.18		
INTERFUND TRANSFERS								
INTERFUND TRANSFERS IN								
From: General Fund/CSSF		8912	0.00	0.00	0.00	0.00	0.00	0.0%
Other Authorized Interfund Transfers In		8919	0.00	0.00	0.00	0.00	0.00	0.0%
(a) TOTAL, INTERFUND TRANSFERS IN			0.00	0.00	0.00	0.00	0.00	0.0%
INTERFUND TRANSFERS OUT								
To: General Fund/CSSF		7612	0.00	0.00	0.00	0.00	0.00	0.0%
To: State School Building Fund/County School Facilities Fund		7613	0.00	0.00	0.00	0.00	0.00	0.0%
Other Authorized Interfund Transfers Out		7619	0.00	0.00	0.00	0.00	0.00	0.0%
(b) TOTAL, INTERFUND TRANSFERS OUT			0.00	0.00	0.00	0.00	0.00	0.0%
OTHER SOURCES/USES								
SOURCES								
Other Sources								
Transfers from Funds of Lapsed/Reorganized LEAs		8965	0.00	0.00	0.00	0.00	0.00	0.0%
(c) TOTAL, SOURCES			0.00	0.00	0.00	0.00	0.00	0.0%
USES								
Transfers of Funds from Lapsed/Reorganized LEAs		7651	0.00	0.00	0.00	0.00	0.00	0.0%
(d) TOTAL, USES			0.00	0.00	0.00	0.00	0.00	0.0%
CONTRIBUTIONS								
Contributions from Restricted Revenues		8990	**0.00**	**0.00**	**0.00**	**0.00**	**0.00**	**0.0%**
(e) TOTAL, CONTRIBUTIONS			**0.00**	**0.00**	**0.00**	**0.00**	**0.00**	**0.0%**
TOTAL, OTHER FINANCING SOURCES/USES								
(a - b + c - d + e)			0.00	0.00	0.00	0.00		

Resource	Description	2025-26 Projected Totals
Total, Restricted Balance		0.00

Description	Object Codes	Projected Year Totals (A)	% Change (Cols. C-A/A) (B)	2026-27 Projection (C)	% Change (Cols. E-C/C) (D)	2027-28 Projection (E)
(Enter projections for subsequent years 1 and 2 in Columns C and E; current year - Column A - is extracted)						
A. REVENUES AND OTHER FINANCING SOURCES						
1. LCFF Sources	8010-8099	0.00	0.00%		0.00%	
2. Federal Revenues	8100-8299	0.00	0.00%		0.00%	
3. Other State Revenues	8300-8599	0.00	0.00%		0.00%	
4. Other Local Revenues	8600-8799	2,501.83	0.00%	2,501.83	0.00%	2,501.83
5. Other Financing Sources						
a. Transfers In	8900-8929	0.00	0.00%		0.00%	
b. Other Sources	8930-8979	0.00	0.00%		0.00%	
c. Contributions	8980-8999	0.00	0.00%		0.00%	
6. Total (Sum lines A1 thru A5c)		2,501.83	0.00%	2,501.83	0.00%	2,501.83
B. EXPENDITURES AND OTHER FINANCING USES						
1. Certificated Salaries	1000-1999	0.00	0.00%		0.00%	
2. Classified Salaries	2000-2999	0.00	0.00%		0.00%	
3. Employee Benefits	3000-3999	0.00	0.00%		0.00%	
4. Books and Supplies	4000-4999	0.00	0.00%		0.00%	
5. Services and Other Operating Expenditures	5000-5999	0.00	0.00%		0.00%	
6. Capital Outlay	6000-6999	0.00	0.00%		0.00%	
7. Other Outgo (excluding Transfers of Indirect Costs)	7100-7299, 7400-7499	0.00	0.00%		0.00%	
8. Other Outgo - Transfers of Indirect Costs	7300-7399	0.00	0.00%		0.00%	
9. Other Financing Uses						
a. Transfers Out	7600-7629	0.00	0.00%		0.00%	
b. Other Uses	7630-7699	0.00	0.00%		0.00%	
10. Other Adjustments (Explain in Section E below)						
11. Total (Sum lines B1 thru B10)		0.00	0.00%	0.00	0.00%	0.00
C. NET INCREASE(DECREASE) IN FUND BALANCE (Line A6 minus line B11)		2,501.83		2,501.83		2,501.83
D. FUND BALANCE						
1. Net Beginning Fund Balance	9791-9795	146,373.09		148,874.92		151,376.75
2. Ending Fund Balance (Sum lines C and D1)		148,874.92		151,376.75		153,878.58
3. Components of Ending Fund Balance						
a. Nonspendable	9710-9719	0.00				
b. Restricted	9740	0.00				
c. Committed						
1. Stabilization Arrangements	9750	0.00				
2. Other Commitments	9760	148,874.92				
d. Assigned	9780	0.00				
e. Unassigned/Unappropriated						
1. Reserve for Economic Uncertainties	9789	0.00				
2. Unassigned/Unappropriated	9790	0.00		151,376.75		153,878.58
f. Total Components of Ending Fund Balance (Line D3f must agree with Line D2)		148,874.92		151,376.75		153,878.58

E. ASSUMPTIONS

Please provide below or on a separate attachment the assumptions used to determine the projections for the first and second subsequent fiscal years.

Description	Resource Codes	Object Codes	Original Budget (A)	Board Approved Operating Budget (B)	Actuals To Date (C)	Projected Year Totals (D)	Difference (Col B & D) (E)	% Diff Column B & D (F)
A. REVENUES								
1) LCFF Sources		8010-8099	0.00	0.00	0.00	0.00	0.00	0.0%
2) Federal Revenue		8100-8299	0.00	0.00	0.00	0.00	0.00	0.0%
3) Other State Revenue		8300-8599	0.00	0.00	0.00	0.00	0.00	0.0%
4) Other Local Revenue		8600-8799	2,501.83	2,501.83	2,406.31	2,501.83	0.00	0.0%
5) TOTAL, REVENUES			2,501.83	2,501.83	2,406.31	2,501.83		
B. EXPENDITURES								
1) Certificated Salaries		1000-1999	0.00	0.00	0.00	0.00	0.00	0.0%
2) Classified Salaries		2000-2999	0.00	0.00	0.00	0.00	0.00	0.0%
3) Employee Benefits		3000-3999	0.00	0.00	0.00	0.00	0.00	0.0%
4) Books and Supplies		4000-4999	0.00	0.00	0.00	0.00	0.00	0.0%
5) Services and Other Operating Expenditures		5000-5999	0.00	0.00	0.00	0.00	0.00	0.0%
6) Capital Outlay		6000-6999	0.00	0.00	0.00	0.00	0.00	0.0%
7) Other Outgo (excluding Transfers of Indirect Costs)		7100-7299,7400-7499	0.00	0.00	0.00	0.00	0.00	0.0%
8) Other Outgo - Transfers of Indirect Costs		7300-7399	0.00	0.00	0.00	0.00	0.00	0.0%
9) TOTAL, EXPENDITURES			0.00	0.00	0.00	0.00		
C. EXCESS (DEFICIENCY) OF REVENUES OVER EXPENDITURES BEFORE OTHER FINANCING SOURCES AND USES (A5 - B9)			2,501.83	2,501.83	2,406.31	2,501.83		
D. OTHER FINANCING SOURCES/USES								
1) Interfund Transfers								
a) Transfers In		8900-8929	0.00	0.00	0.00	0.00	0.00	0.0%
b) Transfers Out		7600-7629	0.00	0.00	0.00	0.00	0.00	0.0%
2) Other Sources/Uses								
a) Sources		8930-8979	0.00	0.00	0.00	0.00	0.00	0.0%
b) Uses		7630-7699	0.00	0.00	0.00	0.00	0.00	0.0%
3) Contributions		8980-8999	0.00	0.00	0.00	0.00	0.00	0.0%
4) TOTAL, OTHER FINANCING SOURCES/USES			0.00	0.00	0.00	0.00		
E. NET INCREASE (DECREASE) IN FUND BALANCE (C + D4)			2,501.83	2,501.83	2,406.31	2,501.83		
F. FUND BALANCE, RESERVES								
1) Beginning Fund Balance								
a) As of July 1 - Unaudited		9791	146,373.09	146,373.09		146,373.09	0.00	0.0%
b) Audit Adjustments		9793	0.00	0.00		0.00	0.00	0.0%
c) As of July 1 - Audited (F1a + F1b)			146,373.09	146,373.09		146,373.09		
d) Other Restatements		9795	0.00	0.00		0.00	0.00	0.0%
e) Adjusted Beginning Balance (F1c + F1d)			146,373.09	146,373.09		146,373.09		
2) Ending Balance, June 30 (E + F1e)			148,874.92	148,874.92		148,874.92		
Components of Ending Fund Balance								
a) Nonspendable								
Revolving Cash		9711	0.00	0.00		0.00		
Stores		9712	0.00	0.00		0.00		
Prepaid Items		9713	0.00	0.00		0.00		
All Others		9719	0.00	0.00		0.00		
b) Restricted		9740	0.00	0.00		0.00		
c) Committed								
Stabilization Arrangements		9750	0.00	0.00		0.00		
Other Commitments		9760	148,874.92	148,874.92		148,874.92		
d) Assigned								
Other Assignments		9780	0.00	0.00		0.00		

Description	Resource Codes	Object Codes	Original Budget (A)	Board Approved Operating Budget (B)	Actuals To Date (C)	Projected Year Totals (D)	Difference (Col B & D) (E)	% Diff Column B & D (F)
e) Unassigned/Unappropriated								
Reserve for Economic Uncertainties		9789	0.00	0.00		0.00		
Unassigned/Unappropriated Amount		9790	0.00	0.00		0.00		
OTHER LOCAL REVENUE								
Interest		8660	2,501.83	2,501.83	2,406.31	2,501.83	0.00	0.0%
Net Increase (Decrease) in the Fair Value of Investments		8662	0.00	0.00	0.00	0.00	0.00	0.0%
TOTAL, OTHER LOCAL REVENUE			2,501.83	2,501.83	2,406.31	2,501.83	0.00	0.0%
TOTAL, REVENUES			2,501.83	2,501.83	2,406.31	2,501.83		
INTERFUND TRANSFERS								
INTERFUND TRANSFERS IN								
From: General Fund/CSSF		8912	0.00	0.00	0.00	0.00	0.00	0.0%
Other Authorized Interfund Transfers In		8919	0.00	0.00	0.00	0.00	0.00	0.0%
(a) TOTAL, INTERFUND TRANSFERS IN			0.00	0.00	0.00	0.00	0.00	0.0%
INTERFUND TRANSFERS OUT								
To: General Fund/CSSF		7612	0.00	0.00	0.00	0.00	0.00	0.0%
To: State School Building Fund/County School Facilities Fund		7613	0.00	0.00	0.00	0.00	0.00	0.0%
Other Authorized Interfund Transfers Out		7619	0.00	0.00	0.00	0.00	0.00	0.0%
(b) TOTAL, INTERFUND TRANSFERS OUT			0.00	0.00	0.00	0.00	0.00	0.0%
OTHER SOURCES/USES								
SOURCES								
Other Sources								
Transfers from Funds of Lapsed/Reorganized LEAs		8965	0.00	0.00	0.00	0.00	0.00	0.0%
(c) TOTAL, SOURCES			0.00	0.00	0.00	0.00	0.00	0.0%
USES								
Transfers of Funds from Lapsed/Reorganized LEAs		7651	0.00	0.00	0.00	0.00	0.00	0.0%
(d) TOTAL, USES			0.00	0.00	0.00	0.00	0.00	0.0%
CONTRIBUTIONS								
Contributions from Restricted Revenues		8990	0.00	0.00	0.00	0.00	0.00	0.0%
(e) TOTAL, CONTRIBUTIONS			0.00	0.00	0.00	0.00	0.00	0.0%
TOTAL, OTHER FINANCING SOURCES/USES								
(a - b + c - d + e)			0.00	0.00	0.00	0.00		

Resource	Description	2025-26 Projected Totals
Total, Restricted Balance		0.00

Description	Object Codes	Projected Year Totals (A)	% Change (Cols. C-A/A) (B)	2026-27 Projection (C)	% Change (Cols. E-C/C) (D)	2027-28 Projection (E)
(Enter projections for subsequent years 1 and 2 in Columns C and E; current year - Column A - is extracted)						
A. REVENUES AND OTHER FINANCING SOURCES						
1. LCFF Sources	8010-8099	0.00	0.00%		0.00%	
2. Federal Revenues	8100-8299	0.00	0.00%		0.00%	
3. Other State Revenues	8300-8599	0.00	0.00%		0.00%	
4. Other Local Revenues	8600-8799	43,042.81	0.00%	43,042.81	0.00%	43,042.81
5. Other Financing Sources						
a. Transfers In	8900-8929	0.00	0.00%		0.00%	
b. Other Sources	8930-8979	0.00	0.00%		0.00%	
c. Contributions	8980-8999	0.00	0.00%		0.00%	
6. Total (Sum lines A1 thru A5c)		43,042.81	0.00%	43,042.81	0.00%	43,042.81
B. EXPENDITURES AND OTHER FINANCING USES						
1. Certificated Salaries	1000-1999	0.00	0.00%		0.00%	
2. Classified Salaries	2000-2999	0.00	0.00%		0.00%	
3. Employee Benefits	3000-3999	0.00	0.00%		0.00%	
4. Books and Supplies	4000-4999	0.00	0.00%		0.00%	
5. Services and Other Operating Expenditures	5000-5999	0.00	0.00%		0.00%	
6. Capital Outlay	6000-6999	40,750.00	(100.00%)		0.00%	
7. Other Outgo (excluding Transfers of Indirect Costs)	7100-7299, 7400-7499	0.00	0.00%		0.00%	
8. Other Outgo - Transfers of Indirect Costs	7300-7399	0.00	0.00%		0.00%	
9. Other Financing Uses						
a. Transfers Out	7600-7629	0.00	0.00%		0.00%	
b. Other Uses	7630-7699	0.00	0.00%		0.00%	
10. Other Adjustments (Explain in Section E below)						
11. Total (Sum lines B1 thru B10)		40,750.00	(100.00%)	0.00	0.00%	0.00
C. NET INCREASE(DECREASE) IN FUND BALANCE (Line A6 minus line B11)		2,292.81		43,042.81		43,042.81
D. FUND BALANCE						
1. Net Beginning Fund Balance	9791-9795	302,947.84		305,240.65		348,283.46
2. Ending Fund Balance (Sum lines C and D1)		305,240.65		348,283.46		391,326.27
3. Components of Ending Fund Balance						
a. Nonspendable	9710-9719	0.00				
b. Restricted	9740	218,315.74				
c. Committed						
1. Stabilization Arrangements	9750	0.00				
2. Other Commitments	9760	86,924.91				
d. Assigned	9780	0.00				
e. Unassigned/Unappropriated						
1. Reserve for Economic Uncertainties	9789	0.00				
2. Unassigned/Unappropriated	9790	0.00		348,283.46		391,326.27
f. Total Components of Ending Fund Balance (Line D3f must agree with Line D2)		305,240.65		348,283.46		391,326.27

E. ASSUMPTIONS

Please provide below or on a separate attachment the assumptions used to determine the projections for the first and second subsequent fiscal years.

Description	Resource Codes	Object Codes	Original Budget (A)	Board Approved Operating Budget (B)	Actuals To Date (C)	Projected Year Totals (D)	Difference (Col B & D) (E)	% Diff Column B & D (F)
A. REVENUES								
1) LCFF Sources		8010-8099	0.00	0.00	0.00	0.00	0.00	0.0%
2) Federal Revenue		8100-8299	0.00	0.00	0.00	0.00	0.00	0.0%
3) Other State Revenue		8300-8599	0.00	0.00	0.00	0.00	0.00	0.0%
4) Other Local Revenue		8600-8799	32,955.49	43,042.81	23,379.77	43,042.81	0.00	0.0%
5) TOTAL, REVENUES			32,955.49	43,042.81	23,379.77	43,042.81		
B. EXPENDITURES								
1) Certificated Salaries		1000-1999	0.00	0.00	0.00	0.00	0.00	0.0%
2) Classified Salaries		2000-2999	0.00	0.00	0.00	0.00	0.00	0.0%
3) Employee Benefits		3000-3999	0.00	0.00	0.00	0.00	0.00	0.0%
4) Books and Supplies		4000-4999	0.00	0.00	0.00	0.00	0.00	0.0%
5) Services and Other Operating Expenditures		5000-5999	0.00	0.00	0.00	0.00	0.00	0.0%
6) Capital Outlay		6000-6999	0.00	40,750.00	0.00	40,750.00	0.00	0.0%
7) Other Outgo (excluding Transfers of Indirect Costs)		7100-7299,7400-7499	0.00	0.00	0.00	0.00	0.00	0.0%
8) Other Outgo - Transfers of Indirect Costs		7300-7399	0.00	0.00	0.00	0.00	0.00	0.0%
9) TOTAL, EXPENDITURES			0.00	40,750.00	0.00	40,750.00		
C. EXCESS (DEFICIENCY) OF REVENUES OVER EXPENDITURES BEFORE OTHER FINANCING SOURCES AND USES (A5 - B9)			32,955.49	2,292.81	23,379.77	2,292.81		
D. OTHER FINANCING SOURCES/USES								
1) Interfund Transfers								
a) Transfers In		8900-8929	0.00	0.00	0.00	0.00	0.00	0.0%
b) Transfers Out		7600-7629	0.00	0.00	0.00	0.00	0.00	0.0%
2) Other Sources/Uses								
a) Sources		8930-8979	0.00	0.00	0.00	0.00	0.00	0.0%
b) Uses		7630-7699	0.00	0.00	0.00	0.00	0.00	0.0%
3) Contributions		8980-8999	0.00	0.00	0.00	0.00	0.00	0.0%
4) TOTAL, OTHER FINANCING SOURCES/USES			0.00	0.00	0.00	0.00		
E. NET INCREASE (DECREASE) IN FUND BALANCE (C + D4)			32,955.49	2,292.81	23,379.77	2,292.81		
F. FUND BALANCE, RESERVES								
1) Beginning Fund Balance								
a) As of July 1 - Unaudited		9791	302,947.84	302,947.84		302,947.84	0.00	0.0%
b) Audit Adjustments		9793	0.00	0.00		0.00	0.00	0.0%
c) As of July 1 - Audited (F1a + F1b)			302,947.84	302,947.84		302,947.84		
d) Other Restatements		9795	0.00	0.00		0.00	0.00	0.0%
e) Adjusted Beginning Balance (F1c + F1d)			302,947.84	302,947.84		302,947.84		
2) Ending Balance, June 30 (E + F1e)			335,903.33	305,240.65		305,240.65		
Components of Ending Fund Balance								
a) Nonspendable								
Revolving Cash		9711	0.00	0.00		0.00		
Stores		9712	0.00	0.00		0.00		
Prepaid Items		9713	0.00	0.00		0.00		
All Others		9719	0.00	0.00		0.00		
b) Legally Restricted Balance		9740	208,228.42	218,315.74		218,315.74		
c) Committed								
Stabilization Arrangements		9750	0.00	0.00		0.00		
Other Commitments		9760	127,674.91	86,924.91		86,924.91		
d) Assigned								
Other Assignments		9780	0.00	0.00		0.00		

Description	Resource Codes	Object Codes	Original Budget (A)	Board Approved Operating Budget (B)	Actuals To Date (C)	Projected Year Totals (D)	Difference (Col B & D) (E)	% Diff Column B & D (F)
e) Unassigned/Unappropriated								
Reserve for Economic Uncertainties		9789	0.00	0.00		0.00		
Unassigned/Unappropriated Amount		9790	0.00	0.00		0.00		
OTHER STATE REVENUE								
Tax Relief Subventions								
Restricted Levies - Other								
Homeowners' Exemptions		8575	0.00	0.00	0.00	0.00	0.00	0.0%
Other Subventions/In-Lieu Taxes		8576	0.00	0.00	0.00	0.00	0.00	0.0%
All Other State Revenue		8590	0.00	0.00	0.00	0.00	0.00	0.0%
TOTAL, OTHER STATE REVENUE			0.00	0.00	0.00	0.00	0.00	0.0%
OTHER LOCAL REVENUE								
County and District Taxes								
Other Restricted Levies								
Secured Roll		8615	0.00	0.00	0.00	0.00	0.00	0.0%
Unsecured Roll		8616	0.00	0.00	0.00	0.00	0.00	0.0%
Prior Years' Taxes		8617	0.00	0.00	0.00	0.00	0.00	0.0%
Supplemental Taxes		8618	0.00	0.00	0.00	0.00	0.00	0.0%
Non-Ad Valorem Taxes								
Parcel Taxes		8621	0.00	0.00	0.00	0.00	0.00	0.0%
Other		8622	0.00	0.00	0.00	0.00	0.00	0.0%
Community Redevelopment Funds Not Subject to LCFF Deduction		8625	0.00	0.00	0.00	0.00	0.00	0.0%
Penalties and Interest from Delinquent Non-LCFF Taxes		8629	0.00	0.00	0.00	0.00	0.00	0.0%
Sales								
Sale of Equipment/Supplies		8631	0.00	0.00	0.00	0.00	0.00	0.0%
Interest		8660	5,876.53	5,950.10	4,950.10	5,950.10	0.00	0.0%
Net Increase (Decrease) in the Fair Value of Investments		8662	0.00	0.00	0.00	0.00	0.00	0.0%
Fees and Contracts								
Mitigation/Developer Fees		8681	27,078.96	37,092.71	18,429.67	37,092.71	0.00	0.0%
Other Local Revenue								
All Other Local Revenue		8699	0.00	0.00	0.00	0.00	0.00	0.0%
All Other Transfers In from All Others		8799	0.00	0.00	0.00	0.00	0.00	0.0%
TOTAL, OTHER LOCAL REVENUE			32,955.49	43,042.81	23,379.77	43,042.81	0.00	0.0%
TOTAL, REVENUES			32,955.49	43,042.81	23,379.77	43,042.81		
CERTIFICATED SALARIES								
Other Certificated Salaries		1900	0.00	0.00	0.00	0.00	0.00	0.0%
TOTAL, CERTIFICATED SALARIES			0.00	0.00	0.00	0.00	0.00	0.0%
CLASSIFIED SALARIES								
Classified Support Salaries		2200	0.00	0.00	0.00	0.00	0.00	0.0%
Classified Supervisors' and Administrators' Salaries		2300	0.00	0.00	0.00	0.00	0.00	0.0%
Clerical, Technical and Office Salaries		2400	0.00	0.00	0.00	0.00	0.00	0.0%
Other Classified Salaries		2900	0.00	0.00	0.00	0.00	0.00	0.0%
TOTAL, CLASSIFIED SALARIES			0.00	0.00	0.00	0.00	0.00	0.0%
EMPLOYEE BENEFITS								
STRS		3101-3102	0.00	0.00	0.00	0.00	0.00	0.0%
PERS		3201-3202	0.00	0.00	0.00	0.00	0.00	0.0%
OASDI/Medicare/Alternative		3301-3302	0.00	0.00	0.00	0.00	0.00	0.0%
Health and Welfare Benefits		3401-3402	0.00	0.00	0.00	0.00	0.00	0.0%
Unemployment Insurance		3501-3502	0.00	0.00	0.00	0.00	0.00	0.0%
Workers' Compensation		3601-3602	0.00	0.00	0.00	0.00	0.00	0.0%

Description	Resource Codes	Object Codes	Original Budget (A)	Board Approved Operating Budget (B)	Actuals To Date (C)	Projected Year Totals (D)	Difference (Col B & D) (E)	% Diff Column B & D (F)
OPEB, Allocated		3701-3702	0.00	0.00	0.00	0.00	0.00	0.0%
OPEB, Active Employees		3751-3752	0.00	0.00	0.00	0.00	0.00	0.0%
Other Employee Benefits		3901-3902	0.00	0.00	0.00	0.00	0.00	0.0%
TOTAL, EMPLOYEE BENEFITS			0.00	0.00	0.00	0.00	0.00	0.0%
BOOKS AND SUPPLIES								
Approved Textbooks and Core Curricula Materials		4100	0.00	0.00	0.00	0.00	0.00	0.0%
Books and Other Reference Materials		4200	0.00	0.00	0.00	0.00	0.00	0.0%
Materials and Supplies		4300	0.00	0.00	0.00	0.00	0.00	0.0%
Noncapitalized Equipment		4400	0.00	0.00	0.00	0.00	0.00	0.0%
TOTAL, BOOKS AND SUPPLIES			0.00	0.00	0.00	0.00	0.00	0.0%
SERVICES AND OTHER OPERATING EXPENDITURES								
Subagreements for Services		5100	0.00	0.00	0.00	0.00	0.00	0.0%
Travel and Conferences		5200	0.00	0.00	0.00	0.00	0.00	0.0%
Insurance		5400-5450	0.00	0.00	0.00	0.00	0.00	0.0%
Operations and Housekeeping Services		5500	0.00	0.00	0.00	0.00	0.00	0.0%
Rentals, Leases, Repairs, and Noncapitalized Improvements		5600	0.00	0.00	0.00	0.00	0.00	0.0%
Transfers of Direct Costs		5710	0.00	0.00	0.00	0.00	0.00	0.0%
Transfers of Direct Costs - Interfund		5750	0.00	0.00	0.00	0.00	0.00	0.0%
Professional/Consulting Services and Operating Expenditures		5800	0.00	0.00	0.00	0.00	0.00	0.0%
Communications		5900	0.00	0.00	0.00	0.00	0.00	0.0%
TOTAL, SERVICES AND OTHER OPERATING EXPENDITURES			0.00	0.00	0.00	0.00	0.00	0.0%
CAPITAL OUTLAY								
Land		6100	0.00	0.00	0.00	0.00	0.00	0.0%
Land Improvements		6170	0.00	0.00	0.00	0.00	0.00	0.0%
Buildings and Improvements of Buildings		6200	0.00	40,750.00	0.00	40,750.00	0.00	0.0%
Books and Media for New School Libraries or Major Expansion of School Libraries		6300	0.00	0.00	0.00	0.00	0.00	0.0%
Equipment		6400	0.00	0.00	0.00	0.00	0.00	0.0%
Equipment Replacement		6500	0.00	0.00	0.00	0.00	0.00	0.0%
Lease Assets		6600	0.00	0.00	0.00	0.00	0.00	0.0%
Subscription Assets		6700	0.00	0.00	0.00	0.00	0.00	0.0%
TOTAL, CAPITAL OUTLAY			0.00	40,750.00	0.00	40,750.00	0.00	0.0%
OTHER OUTGO (excluding Transfers of Indirect Costs)								
Other Transfers Out								
All Other Transfers Out to All Others		7299	0.00	0.00	0.00	0.00	0.00	0.0%
Debt Service								
Debt Service - Interest		7438	0.00	0.00	0.00	0.00	0.00	0.0%
Other Debt Service - Principal		7439	0.00	0.00	0.00	0.00	0.00	0.0%
TOTAL, OTHER OUTGO (excluding Transfers of Indirect Costs)			0.00	0.00	0.00	0.00	0.00	0.0%
TOTAL, EXPENDITURES			0.00	40,750.00	0.00	40,750.00		
INTERFUND TRANSFERS								
INTERFUND TRANSFERS IN								
Other Authorized Interfund Transfers In		8919	0.00	0.00	0.00	0.00	0.00	0.0%
(a) TOTAL, INTERFUND TRANSFERS IN			0.00	0.00	0.00	0.00	0.00	0.0%
INTERFUND TRANSFERS OUT								
To: State School Building Fund/County School Facilities Fund		7613	0.00	0.00	0.00	0.00	0.00	0.0%
Other Authorized Interfund Transfers Out		7619	0.00	0.00	0.00	0.00	0.00	0.0%
(b) TOTAL, INTERFUND TRANSFERS OUT			0.00	0.00	0.00	0.00	0.00	0.0%
OTHER SOURCES/USES								
SOURCES								

Description	Resource Codes	Object Codes	Original Budget (A)	Board Approved Operating Budget (B)	Actuals To Date (C)	Projected Year Totals (D)	Difference (Col B & D) (E)	% Diff Column B & D (F)
Proceeds								
Proceeds from Sale/Lease-Purchase of Land/Buildings		8953	0.00	0.00	0.00	0.00	0.00	0.0%
Other Sources								
Transfers from Funds of Lapsed/Reorganized LEAs		8965	0.00	0.00	0.00	0.00	0.00	0.0%
Long-Term Debt Proceeds								
Proceeds from Certificates of Participation		8971	0.00	0.00	0.00	0.00	0.00	0.0%
Proceeds from Leases		8972	0.00	0.00	0.00	0.00	0.00	0.0%
Proceeds from Lease Revenue Bonds		8973	0.00	0.00	0.00	0.00	0.00	0.0%
Proceeds from SBITAs		8974	0.00	0.00	0.00	0.00	0.00	0.0%
All Other Financing Sources		8979	0.00	0.00	0.00	0.00	0.00	0.0%
(c) TOTAL, SOURCES			0.00	0.00	0.00	0.00	0.00	0.0%
USES								
Transfers of Funds from Lapsed/Reorganized LEAs		7651	0.00	0.00	0.00	0.00	0.00	0.0%
All Other Financing Uses		7699	0.00	0.00	0.00	0.00	0.00	0.0%
(d) TOTAL, USES			0.00	0.00	0.00	0.00	0.00	0.0%
CONTRIBUTIONS								
Contributions from Unrestricted Revenues		8980	**0.00**	**0.00**	**0.00**	**0.00**	**0.00**	**0.0%**
Contributions from Restricted Revenues		8990	**0.00**	**0.00**	**0.00**	**0.00**	**0.00**	**0.0%**
(e) TOTAL, CONTRIBUTIONS			**0.00**	**0.00**	**0.00**	**0.00**	**0.00**	**0.0%**
TOTAL, OTHER FINANCING SOURCES/USES								
(a - b + c - d + e)			0.00	0.00	0.00	0.00		

Resource	Description	2025-26 Projected Totals
9010	Other Restricted Local	218,315.74
Total, Restricted Balance		218,315.74

Description	Object Codes	Projected Year Totals (A)	% Change (Cols. C-A/A) (B)	2026-27 Projection (C)	% Change (Cols. E-C/C) (D)	2027-28 Projection (E)
(Enter projections for subsequent years 1 and 2 in Columns C and E; current year - Column A - is extracted)						
A. REVENUES AND OTHER FINANCING SOURCES						
1. LCFF Sources	8010-8099	0.00	0.00%		0.00%	
2. Federal Revenues	8100-8299	0.00	0.00%		0.00%	
3. Other State Revenues	8300-8599	0.00	0.00%		0.00%	
4. Other Local Revenues	8600-8799	20.95	0.00%	20.95	0.00%	20.95
5. Other Financing Sources						
a. Transfers In	8900-8929	0.00	0.00%		0.00%	
b. Other Sources	8930-8979	0.00	0.00%		0.00%	
c. Contributions	8980-8999	0.00	0.00%		0.00%	
6. Total (Sum lines A1 thru A5c)		20.95	0.00%	20.95	0.00%	20.95
B. EXPENDITURES AND OTHER FINANCING USES						
1. Certificated Salaries	1000-1999	0.00	0.00%		0.00%	
2. Classified Salaries	2000-2999	0.00	0.00%		0.00%	
3. Employee Benefits	3000-3999	0.00	0.00%		0.00%	
4. Books and Supplies	4000-4999	0.00	0.00%		0.00%	
5. Services and Other Operating Expenditures	5000-5999	0.00	0.00%		0.00%	
6. Capital Outlay	6000-6999	0.00	0.00%		0.00%	
7. Other Outgo (excluding Transfers of Indirect Costs)	7100-7299, 7400-7499	0.00	0.00%		0.00%	
8. Other Outgo - Transfers of Indirect Costs	7300-7399	0.00	0.00%		0.00%	
9. Other Financing Uses						
a. Transfers Out	7600-7629	0.00	0.00%		0.00%	
b. Other Uses	7630-7699	0.00	0.00%		0.00%	
10. Other Adjustments (Explain in Section E below)						
11. Total (Sum lines B1 thru B10)		0.00	0.00%	0.00	0.00%	0.00
C. NET INCREASE(DECREASE) IN FUND BALANCE (Line A6 minus line B11)		20.95		20.95		20.95
D. FUND BALANCE						
1. Net Beginning Fund Balance	9791-9795	1,226.33		1,247.28		1,268.23
2. Ending Fund Balance (Sum lines C and D1)		1,247.28		1,268.23		1,289.18
3. Components of Ending Fund Balance						
a. Nonspendable	9710-9719	0.00				
b. Restricted	9740	0.00				
c. Committed						
1. Stabilization Arrangements	9750	0.00				
2. Other Commitments	9760	1,247.28				
d. Assigned	9780	0.00				
e. Unassigned/Unappropriated						
1. Reserve for Economic Uncertainties	9789	0.00				
2. Unassigned/Unappropriated	9790	0.00		1,268.23		1,289.18
f. Total Components of Ending Fund Balance (Line D3f must agree with Line D2)		1,247.28		1,268.23		1,289.18

E. ASSUMPTIONS

Please provide below or on a separate attachment the assumptions used to determine the projections for the first and second subsequent fiscal years.

Description	Resource Codes	Object Codes	Original Budget (A)	Board Approved Operating Budget (B)	Actuals To Date (C)	Projected Year Totals (D)	Difference (Col B & D) (E)	% Diff Column B & D (F)
A. REVENUES								
1) LCFF Sources		8010-8099	0.00	0.00	0.00	0.00	0.00	0.0%
2) Federal Revenue		8100-8299	0.00	0.00	0.00	0.00	0.00	0.0%
3) Other State Revenue		8300-8599	0.00	0.00	0.00	0.00	0.00	0.0%
4) Other Local Revenue		8600-8799	20.95	20.95	20.14	20.95	0.00	0.0%
5) TOTAL, REVENUES			20.95	20.95	20.14	20.95		
B. EXPENDITURES								
1) Certificated Salaries		1000-1999	0.00	0.00	0.00	0.00	0.00	0.0%
2) Classified Salaries		2000-2999	0.00	0.00	0.00	0.00	0.00	0.0%
3) Employee Benefits		3000-3999	0.00	0.00	0.00	0.00	0.00	0.0%
4) Books and Supplies		4000-4999	0.00	0.00	0.00	0.00	0.00	0.0%
5) Services and Other Operating Expenditures		5000-5999	0.00	0.00	0.00	0.00	0.00	0.0%
6) Capital Outlay		6000-6999	0.00	0.00	0.00	0.00	0.00	0.0%
7) Other Outgo (excluding Transfers of Indirect Costs)		7100-7299,7400-7499	0.00	0.00	0.00	0.00	0.00	0.0%
8) Other Outgo - Transfers of Indirect Costs		7300-7399	0.00	0.00	0.00	0.00	0.00	0.0%
9) TOTAL, EXPENDITURES			0.00	0.00	0.00	0.00		
C. EXCESS (DEFICIENCY) OF REVENUES OVER EXPENDITURES BEFORE OTHER FINANCING SOURCES AND USES (A5 - B9)			20.95	20.95	20.14	20.95		
D. OTHER FINANCING SOURCES/USES								
1) Interfund Transfers								
a) Transfers In		8900-8929	0.00	0.00	0.00	0.00	0.00	0.0%
b) Transfers Out		7600-7629	0.00	0.00	0.00	0.00	0.00	0.0%
2) Other Sources/Uses								
a) Sources		8930-8979	0.00	0.00	0.00	0.00	0.00	0.0%
b) Uses		7630-7699	0.00	0.00	0.00	0.00	0.00	0.0%
3) Contributions		8980-8999	0.00	0.00	0.00	0.00	0.00	0.0%
4) TOTAL, OTHER FINANCING SOURCES/USES			0.00	0.00	0.00	0.00		
E. NET INCREASE (DECREASE) IN FUND BALANCE (C + D4)			20.95	20.95	20.14	20.95		
F. FUND BALANCE, RESERVES								
1) Beginning Fund Balance								
a) As of July 1 - Unaudited		9791	1,226.33	1,226.33		1,226.33	0.00	0.0%
b) Audit Adjustments		9793	0.00	0.00		0.00	0.00	0.0%
c) As of July 1 - Audited (F1a + F1b)			1,226.33	1,226.33		1,226.33		
d) Other Restatements		9795	0.00	0.00		0.00	0.00	0.0%
e) Adjusted Beginning Balance (F1c + F1d)			1,226.33	1,226.33		1,226.33		
2) Ending Balance, June 30 (E + F1e)			1,247.28	1,247.28		1,247.28		
Components of Ending Fund Balance								
a) Nonspendable								
Revolving Cash		9711	0.00	0.00		0.00		
Stores		9712	0.00	0.00		0.00		
Prepaid Items		9713	0.00	0.00		0.00		
All Others		9719	0.00	0.00		0.00		
b) Legally Restricted Balance		9740	0.00	0.00		0.00		
c) Committed								
Stabilization Arrangements		9750	0.00	0.00		0.00		
Other Commitments		9760	1,247.28	1,247.28		1,247.28		
d) Assigned								
Other Assignments		9780	0.00	0.00		0.00		

Description	Resource Codes	Object Codes	Original Budget (A)	Board Approved Operating Budget (B)	Actuals To Date (C)	Projected Year Totals (D)	Difference (Col B & D) (E)	% Diff Column B & D (F)
e) Unassigned/Unappropriated								
Reserve for Economic Uncertainties		9789	0.00	0.00		0.00		
Unassigned/Unappropriated Amount		9790	0.00	0.00		0.00		
FEDERAL REVENUE								
All Other Federal Revenue		8290	0.00	0.00	0.00	0.00	0.00	0.0%
TOTAL, FEDERAL REVENUE			0.00	0.00	0.00	0.00	0.00	0.0%
OTHER STATE REVENUE								
School Facilities Apportionments		8545	0.00	0.00	0.00	0.00	0.00	0.0%
Pass-Through Revenues from State Sources		8587	0.00	0.00	0.00	0.00	0.00	0.0%
All Other State Revenue		8590	0.00	0.00	0.00	0.00	0.00	0.0%
TOTAL, OTHER STATE REVENUE			0.00	0.00	0.00	0.00	0.00	0.0%
OTHER LOCAL REVENUE								
Sales								
Sale of Equipment/Supplies		8631	0.00	0.00	0.00	0.00	0.00	0.0%
Leases and Rentals		8650	0.00	0.00	0.00	0.00	0.00	0.0%
Interest		8660	20.95	20.95	20.14	20.95	0.00	0.0%
Net Increase (Decrease) in the Fair Value of Investments		8662	0.00	0.00	0.00	0.00	0.00	0.0%
Other Local Revenue								
All Other Local Revenue		8699	0.00	0.00	0.00	0.00	0.00	0.0%
All Other Transfers In from All Others		8799	0.00	0.00	0.00	0.00	0.00	0.0%
TOTAL, OTHER LOCAL REVENUE			20.95	20.95	20.14	20.95	0.00	0.0%
TOTAL, REVENUES			20.95	20.95	20.14	20.95		
CLASSIFIED SALARIES								
Classified Support Salaries		2200	0.00	0.00	0.00	0.00	0.00	0.0%
Classified Supervisors' and Administrators' Salaries		2300	0.00	0.00	0.00	0.00	0.00	0.0%
Clerical, Technical and Office Salaries		2400	0.00	0.00	0.00	0.00	0.00	0.0%
Other Classified Salaries		2900	0.00	0.00	0.00	0.00	0.00	0.0%
TOTAL, CLASSIFIED SALARIES			0.00	0.00	0.00	0.00	0.00	0.0%
EMPLOYEE BENEFITS								
STRS		3101-3102	0.00	0.00	0.00	0.00	0.00	0.0%
PERS		3201-3202	0.00	0.00	0.00	0.00	0.00	0.0%
OASDI/Medicare/Alternative		3301-3302	0.00	0.00	0.00	0.00	0.00	0.0%
Health and Welfare Benefits		3401-3402	0.00	0.00	0.00	0.00	0.00	0.0%
Unemployment Insurance		3501-3502	0.00	0.00	0.00	0.00	0.00	0.0%
Workers' Compensation		3601-3602	0.00	0.00	0.00	0.00	0.00	0.0%
OPEB, Allocated		3701-3702	0.00	0.00	0.00	0.00	0.00	0.0%
OPEB, Active Employees		3751-3752	0.00	0.00	0.00	0.00	0.00	0.0%
Other Employee Benefits		3901-3902	0.00	0.00	0.00	0.00	0.00	0.0%
TOTAL, EMPLOYEE BENEFITS			0.00	0.00	0.00	0.00	0.00	0.0%
BOOKS AND SUPPLIES								
Books and Other Reference Materials		4200	0.00	0.00	0.00	0.00	0.00	0.0%
Materials and Supplies		4300	0.00	0.00	0.00	0.00	0.00	0.0%
Noncapitalized Equipment		4400	0.00	0.00	0.00	0.00	0.00	0.0%
TOTAL, BOOKS AND SUPPLIES			0.00	0.00	0.00	0.00	0.00	0.0%
SERVICES AND OTHER OPERATING EXPENDITURES								
Subagreements for Services		5100	0.00	0.00	0.00	0.00	0.00	0.0%
Travel and Conferences		5200	0.00	0.00	0.00	0.00	0.00	0.0%
Insurance		5400-5450	0.00	0.00	0.00	0.00	0.00	0.0%
Operations and Housekeeping Services		5500	0.00	0.00	0.00	0.00	0.00	0.0%

Description	Resource Codes	Object Codes	Original Budget (A)	Board Approved Operating Budget (B)	Actuals To Date (C)	Projected Year Totals (D)	Difference (Col B & D) (E)	% Diff Column B & D (F)
Rentals, Leases, Repairs, and Noncapitalized Improvements		5600	0.00	0.00	0.00	0.00	0.00	0.0%
Transfers of Direct Costs		5710	0.00	0.00	0.00	0.00	0.00	0.0%
Transfers of Direct Costs - Interfund		5750	0.00	0.00	0.00	0.00	0.00	0.0%
Professional/Consulting Services and Operating Expenditures		5800	0.00	0.00	0.00	0.00	0.00	0.0%
Communications		5900	0.00	0.00	0.00	0.00	0.00	0.0%
TOTAL, SERVICES AND OTHER OPERATING EXPENDITURES			0.00	0.00	0.00	0.00	0.00	0.0%
CAPITAL OUTLAY								
Land		6100	0.00	0.00	0.00	0.00	0.00	0.0%
Land Improvements		6170	0.00	0.00	0.00	0.00	0.00	0.0%
Buildings and Improvements of Buildings		6200	0.00	0.00	0.00	0.00	0.00	0.0%
Books and Media for New School Libraries or Major Expansion of School Libraries		6300	0.00	0.00	0.00	0.00	0.00	0.0%
Equipment		6400	0.00	0.00	0.00	0.00	0.00	0.0%
Equipment Replacement		6500	0.00	0.00	0.00	0.00	0.00	0.0%
Lease Assets		6600	0.00	0.00	0.00	0.00	0.00	0.0%
Subscription Assets		6700	0.00	0.00	0.00	0.00	0.00	0.0%
TOTAL, CAPITAL OUTLAY			0.00	0.00	0.00	0.00	0.00	0.0%
OTHER OUTGO (excluding Transfers of Indirect Costs)								
Other Transfers Out								
Transfers of Pass-Through Revenues								
To Districts or Charter Schools		7211	0.00	0.00	0.00	0.00	0.00	0.0%
To County Offices		7212	0.00	0.00	0.00	0.00	0.00	0.0%
To JPAs		7213	0.00	0.00	0.00	0.00	0.00	0.0%
All Other Transfers Out to All Others		7299	0.00	0.00	0.00	0.00	0.00	0.0%
Debt Service								
Debt Service - Interest		7438	0.00	0.00	0.00	0.00	0.00	0.0%
Other Debt Service - Principal		7439	0.00	0.00	0.00	0.00	0.00	0.0%
TOTAL, OTHER OUTGO (excluding Transfers of Indirect Costs)			0.00	0.00	0.00	0.00	0.00	0.0%
TOTAL, EXPENDITURES			0.00	0.00	0.00	0.00		
INTERFUND TRANSFERS								
INTERFUND TRANSFERS IN								
To: State School Building Fund/County School Facilities Fund From: All Other Funds		8913	0.00	0.00	0.00	0.00	0.00	0.0%
Other Authorized Interfund Transfers In		8919	0.00	0.00	0.00	0.00	0.00	0.0%
(a) TOTAL, INTERFUND TRANSFERS IN			0.00	0.00	0.00	0.00	0.00	0.0%
INTERFUND TRANSFERS OUT								
To: State School Building Fund/County School Facilities Fund		7613	0.00	0.00	0.00	0.00	0.00	0.0%
Other Authorized Interfund Transfers Out		7619	0.00	0.00	0.00	0.00	0.00	0.0%
(b) TOTAL, INTERFUND TRANSFERS OUT			0.00	0.00	0.00	0.00	0.00	0.0%
OTHER SOURCES/USES								
SOURCES								
Proceeds								
Proceeds from Sale/Lease-Purchase of Land/Buildings		8953	0.00	0.00	0.00	0.00	0.00	0.0%
Other Sources								
Transfers from Funds of Lapsed/Reorganized LEAs		8965	0.00	0.00	0.00	0.00	0.00	0.0%
Long-Term Debt Proceeds								
Proceeds from Certificates of Participation		8971	0.00	0.00	0.00	0.00	0.00	0.0%
Proceeds from Leases		8972	0.00	0.00	0.00	0.00	0.00	0.0%
Proceeds from Lease Revenue Bonds		8973	0.00	0.00	0.00	0.00	0.00	0.0%
Proceeds from SBITAs		8974	0.00	0.00	0.00	0.00	0.00	0.0%

Description	Resource Codes	Object Codes	Original Budget (A)	Board Approved Operating Budget (B)	Actuals To Date (C)	Projected Year Totals (D)	Difference (Col B & D) (E)	% Diff Column B & D (F)
All Other Financing Sources		8979	0.00	0.00	0.00	0.00	0.00	0.0%
(c) TOTAL, SOURCES			0.00	0.00	0.00	0.00	0.00	0.0%
USES								
Transfers of Funds from Lapsed/Reorganized LEAs		7651	0.00	0.00	0.00	0.00	0.00	0.0%
(d) TOTAL, USES			0.00	0.00	0.00	0.00	0.00	0.0%
CONTRIBUTIONS								
Contributions from Unrestricted Revenues		8980	0.00	0.00	0.00	0.00	0.00	0.0%
Contributions from Restricted Revenues		8990	0.00	0.00	0.00	0.00	0.00	0.0%
(e) TOTAL, CONTRIBUTIONS			0.00	0.00	0.00	0.00	0.00	0.0%
TOTAL, OTHER FINANCING SOURCES/USES								
(a - b + c - d + e)			0.00	0.00	0.00	0.00		

Resource	Description	2025-26 Projected Totals
Total, Restricted Balance		0.00

Description	Object Codes	Projected Year Totals (A)	% Change (Cols. C-A/A) (B)	2026-27 Projection (C)	% Change (Cols. E-C/C) (D)	2027-28 Projection (E)
(Enter projections for subsequent years 1 and 2 in Columns C and E; current year - Column A - is extracted)						
A. REVENUES AND OTHER FINANCING SOURCES						
1. LCFF Sources	8010-8099	0.00	0.00%		0.00%	
2. Federal Revenues	8100-8299	0.00	0.00%		0.00%	
3. Other State Revenues	8300-8599	0.00	0.00%		0.00%	
4. Other Local Revenues	8600-8799	62.01	0.00%	62.01	0.00%	62.01
5. Other Financing Sources						
a. Transfers In	8900-8929	0.00	0.00%		0.00%	
b. Other Sources	8930-8979	0.00	0.00%		0.00%	
c. Contributions	8980-8999	0.00	0.00%		0.00%	
6. Total (Sum lines A1 thru A5c)		62.01	0.00%	62.01	0.00%	62.01
B. EXPENDITURES AND OTHER FINANCING USES						
1. Certificated Salaries	1000-1999	0.00	0.00%		0.00%	
2. Classified Salaries	2000-2999	0.00	0.00%		0.00%	
3. Employee Benefits	3000-3999	0.00	0.00%		0.00%	
4. Books and Supplies	4000-4999	0.00	0.00%		0.00%	
5. Services and Other Operating Expenditures	5000-5999	0.00	0.00%		0.00%	
6. Capital Outlay	6000-6999	0.00	0.00%		0.00%	
7. Other Outgo (excluding Transfers of Indirect Costs)	7100-7299, 7400-7499	0.00	0.00%		0.00%	
8. Other Outgo - Transfers of Indirect Costs	7300-7399	0.00	0.00%		0.00%	
9. Other Financing Uses						
a. Transfers Out	7600-7629	0.00	0.00%		0.00%	
b. Other Uses	7630-7699	0.00	0.00%		0.00%	
10. Other Adjustments (Explain in Section E below)						
11. Total (Sum lines B1 thru B10)		0.00	0.00%	0.00	0.00%	0.00
C. NET INCREASE(DECREASE) IN FUND BALANCE (Line A6 minus line B11)		62.01		62.01		62.01
D. FUND BALANCE						
1. Net Beginning Fund Balance	9791-9795	7,596.75		7,658.76		7,720.77
2. Ending Fund Balance (Sum lines C and D1)		7,658.76		7,720.77		7,782.78
3. Components of Ending Fund Balance						
a. Nonspendable	9710-9719	0.00				
b. Restricted	9740	0.00				
c. Committed						
1. Stabilization Arrangements	9750	0.00				
2. Other Commitments	9760	7,658.76				
d. Assigned	9780	0.00				
e. Unassigned/Unappropriated						
1. Reserve for Economic Uncertainties	9789	0.00				
2. Unassigned/Unappropriated	9790	0.00		7,720.77		7,782.78
f. Total Components of Ending Fund Balance (Line D3f must agree with Line D2)		7,658.76		7,720.77		7,782.78

E. ASSUMPTIONS

Please provide below or on a separate attachment the assumptions used to determine the projections for the first and second subsequent fiscal years.

Description	Resource Codes	Object Codes	Original Budget (A)	Board Approved Operating Budget (B)	Actuals To Date (C)	Projected Year Totals (D)	Difference (Col B & D) (E)	% Diff Column B & D (F)
A. REVENUES								
1) LCFF Sources		8010-8099	0.00	0.00	0.00	0.00	0.00	0.0%
2) Federal Revenue		8100-8299	0.00	0.00	0.00	0.00	0.00	0.0%
3) Other State Revenue		8300-8599	0.00	0.00	0.00	0.00	0.00	0.0%
4) Other Local Revenue		8600-8799	62.01	62.01	59.63	62.01	0.00	0.0%
5) TOTAL, REVENUES			62.01	62.01	59.63	62.01		
B. EXPENDITURES								
1) Certificated Salaries		1000-1999	0.00	0.00	0.00	0.00	0.00	0.0%
2) Classified Salaries		2000-2999	0.00	0.00	0.00	0.00	0.00	0.0%
3) Employee Benefits		3000-3999	0.00	0.00	0.00	0.00	0.00	0.0%
4) Books and Supplies		4000-4999	0.00	0.00	0.00	0.00	0.00	0.0%
5) Services and Other Operating Expenditures		5000-5999	0.00	0.00	0.00	0.00	0.00	0.0%
6) Capital Outlay		6000-6999	0.00	0.00	0.00	0.00	0.00	0.0%
7) Other Outgo (excluding Transfers of Indirect Costs)		7100-7299,7400-7499	0.00	0.00	0.00	0.00	0.00	0.0%
8) Other Outgo - Transfers of Indirect Costs		7300-7399	0.00	0.00	0.00	0.00	0.00	0.0%
9) TOTAL, EXPENDITURES			0.00	0.00	0.00	0.00		
C. EXCESS (DEFICIENCY) OF REVENUES OVER EXPENDITURES BEFORE OTHER FINANCING SOURCES AND USES (A5 - B9)			62.01	62.01	59.63	62.01		
D. OTHER FINANCING SOURCES/USES								
1) Interfund Transfers								
a) Transfers In		8900-8929	0.00	0.00	0.00	0.00	0.00	0.0%
b) Transfers Out		7600-7629	0.00	0.00	0.00	0.00	0.00	0.0%
2) Other Sources/Uses								
a) Sources		8930-8979	0.00	0.00	0.00	0.00	0.00	0.0%
b) Uses		7630-7699	0.00	0.00	0.00	0.00	0.00	0.0%
3) Contributions		8980-8999	0.00	0.00	0.00	0.00	0.00	0.0%
4) TOTAL, OTHER FINANCING SOURCES/USES			0.00	0.00	0.00	0.00		
E. NET INCREASE (DECREASE) IN FUND BALANCE (C + D4)			62.01	62.01	59.63	62.01		
F. FUND BALANCE, RESERVES								
1) Beginning Fund Balance								
a) As of July 1 - Unaudited		9791	7,596.75	7,596.75		7,596.75	0.00	0.0%
b) Audit Adjustments		9793	0.00	0.00		0.00	0.00	0.0%
c) As of July 1 - Audited (F1a + F1b)			7,596.75	7,596.75		7,596.75		
d) Other Restatements		9795	0.00	0.00		0.00	0.00	0.0%
e) Adjusted Beginning Balance (F1c + F1d)			7,596.75	7,596.75		7,596.75		
2) Ending Balance, June 30 (E + F1e)			7,658.76	7,658.76		7,658.76		
Components of Ending Fund Balance								
a) Nonspendable								
Revolving Cash		9711	0.00	0.00		0.00		
Stores		9712	0.00	0.00		0.00		
Prepaid Items		9713	0.00	0.00		0.00		
All Others		9719	0.00	0.00		0.00		
b) Legally Restricted Balance		9740	0.00	0.00		0.00		
c) Committed								
Stabilization Arrangements		9750	0.00	0.00		0.00		
Other Commitments		9760	7,658.76	7,658.76		7,658.76		
d) Assigned								
Other Assignments		9780	0.00	0.00		0.00		

Description	Resource Codes	Object Codes	Original Budget (A)	Board Approved Operating Budget (B)	Actuals To Date (C)	Projected Year Totals (D)	Difference (Col B & D) (E)	% Diff Column B & D (F)
e) Unassigned/Unappropriated								
Reserve for Economic Uncertainties		9789	0.00	0.00		0.00		
Unassigned/Unappropriated Amount		9790	0.00	0.00		0.00		
FEDERAL REVENUE								
FEMA		8281	0.00	0.00	0.00	0.00	0.00	0.0%
All Other Federal Revenue		8290	0.00	0.00	0.00	0.00	0.00	0.0%
TOTAL, FEDERAL REVENUE			0.00	0.00	0.00	0.00	0.00	0.0%
OTHER STATE REVENUE								
Pass-Through Revenues from State Sources		8587	0.00	0.00	0.00	0.00	0.00	0.0%
California Clean Energy Jobs Act	6230	8590	0.00	0.00	0.00	0.00	0.00	0.0%
All Other State Revenue	All Other	8590	0.00	0.00	0.00	0.00	0.00	0.0%
TOTAL, OTHER STATE REVENUE			0.00	0.00	0.00	0.00	0.00	0.0%
OTHER LOCAL REVENUE								
Other Local Revenue								
Community Redevelopment Funds Not Subject to LCFF Deduction		8625	0.00	0.00	0.00	0.00	0.00	0.0%
Sales								
Sale of Equipment/Supplies		8631	0.00	0.00	0.00	0.00	0.00	0.0%
Leases and Rentals		8650	0.00	0.00	0.00	0.00	0.00	0.0%
Interest		8660	62.01	62.01	59.63	62.01	0.00	0.0%
Net Increase (Decrease) in the Fair Value of Investments		8662	0.00	0.00	0.00	0.00	0.00	0.0%
Other Local Revenue								
All Other Local Revenue		8699	0.00	0.00	0.00	0.00	0.00	0.0%
All Other Transfers In from All Others		8799	0.00	0.00	0.00	0.00	0.00	0.0%
TOTAL, OTHER LOCAL REVENUE			62.01	62.01	59.63	62.01	0.00	0.0%
TOTAL, REVENUES			62.01	62.01	59.63	62.01		
CLASSIFIED SALARIES								
Classified Support Salaries		2200	0.00	0.00	0.00	0.00	0.00	0.0%
Classified Supervisors' and Administrators' Salaries		2300	0.00	0.00	0.00	0.00	0.00	0.0%
Clerical, Technical and Office Salaries		2400	0.00	0.00	0.00	0.00	0.00	0.0%
Other Classified Salaries		2900	0.00	0.00	0.00	0.00	0.00	0.0%
TOTAL, CLASSIFIED SALARIES			0.00	0.00	0.00	0.00	0.00	0.0%
EMPLOYEE BENEFITS								
STRS		3101-3102	0.00	0.00	0.00	0.00	0.00	0.0%
PERS		3201-3202	0.00	0.00	0.00	0.00	0.00	0.0%
OASDI/Medicare/Alternative		3301-3302	0.00	0.00	0.00	0.00	0.00	0.0%
Health and Welfare Benefits		3401-3402	0.00	0.00	0.00	0.00	0.00	0.0%
Unemployment Insurance		3501-3502	0.00	0.00	0.00	0.00	0.00	0.0%
Workers' Compensation		3601-3602	0.00	0.00	0.00	0.00	0.00	0.0%
OPEB, Allocated		3701-3702	0.00	0.00	0.00	0.00	0.00	0.0%
OPEB, Active Employees		3751-3752	0.00	0.00	0.00	0.00	0.00	0.0%
Other Employee Benefits		3901-3902	0.00	0.00	0.00	0.00	0.00	0.0%
TOTAL, EMPLOYEE BENEFITS			0.00	0.00	0.00	0.00	0.00	0.0%
BOOKS AND SUPPLIES								
Books and Other Reference Materials		4200	0.00	0.00	0.00	0.00	0.00	0.0%
Materials and Supplies		4300	0.00	0.00	0.00	0.00	0.00	0.0%
Noncapitalized Equipment		4400	0.00	0.00	0.00	0.00	0.00	0.0%
TOTAL, BOOKS AND SUPPLIES			0.00	0.00	0.00	0.00	0.00	0.0%
SERVICES AND OTHER OPERATING EXPENDITURES								
Subagreements for Services		5100	0.00	0.00	0.00	0.00	0.00	0.0%

Description	Resource Codes	Object Codes	Original Budget (A)	Board Approved Operating Budget (B)	Actuals To Date (C)	Projected Year Totals (D)	Difference (Col B & D) (E)	% Diff Column B & D (F)
Travel and Conferences		5200	0.00	0.00	0.00	0.00	0.00	0.0%
Insurance		5400-5450	0.00	0.00	0.00	0.00	0.00	0.0%
Operations and Housekeeping Services		5500	0.00	0.00	0.00	0.00	0.00	0.0%
Rentals, Leases, Repairs, and Noncapitalized Improvements		5600	0.00	0.00	0.00	0.00	0.00	0.0%
Transfers of Direct Costs		5710	0.00	0.00	0.00	0.00	0.00	0.0%
Transfers of Direct Costs - Interfund		5750	0.00	0.00	0.00	0.00	0.00	0.0%
Professional/Consulting Services and Operating Expenditures		5800	0.00	0.00	0.00	0.00	0.00	0.0%
Communications		5900	0.00	0.00	0.00	0.00	0.00	0.0%
TOTAL, SERVICES AND OTHER OPERATING EXPENDITURES			0.00	0.00	0.00	0.00	0.00	0.0%
CAPITAL OUTLAY								
Land		6100	0.00	0.00	0.00	0.00	0.00	0.0%
Land Improvements		6170	0.00	0.00	0.00	0.00	0.00	0.0%
Buildings and Improvements of Buildings		6200	0.00	0.00	0.00	0.00	0.00	0.0%
Books and Media for New School Libraries or Major Expansion of School Libraries		6300	0.00	0.00	0.00	0.00	0.00	0.0%
Equipment		6400	0.00	0.00	0.00	0.00	0.00	0.0%
Equipment Replacement		6500	0.00	0.00	0.00	0.00	0.00	0.0%
Lease Assets		6600	0.00	0.00	0.00	0.00	0.00	0.0%
Subscription Assets		6700	0.00	0.00	0.00	0.00	0.00	0.0%
TOTAL, CAPITAL OUTLAY			0.00	0.00	0.00	0.00	0.00	0.0%
OTHER OUTGO (excluding Transfers of Indirect Costs)								
Other Transfers Out								
Transfers of Pass-Through Revenues								
To Districts or Charter Schools		7211	0.00	0.00	0.00	0.00	0.00	0.0%
To County Offices		7212	0.00	0.00	0.00	0.00	0.00	0.0%
To JPAs		7213	0.00	0.00	0.00	0.00	0.00	0.0%
All Other Transfers Out to All Others		7299	0.00	0.00	0.00	0.00	0.00	0.0%
Debt Service								
Debt Service - Interest		7438	0.00	0.00	0.00	0.00	0.00	0.0%
Other Debt Service - Principal		7439	0.00	0.00	0.00	0.00	0.00	0.0%
TOTAL, OTHER OUTGO (excluding Transfers of Indirect Costs)			0.00	0.00	0.00	0.00	0.00	0.0%
TOTAL, EXPENDITURES			0.00	0.00	0.00	0.00		
INTERFUND TRANSFERS								
INTERFUND TRANSFERS IN								
From: General Fund/CSSF		8912	0.00	0.00	0.00	0.00	0.00	0.0%
Other Authorized Interfund Transfers In		8919	0.00	0.00	0.00	0.00	0.00	0.0%
(a) TOTAL, INTERFUND TRANSFERS IN			0.00	0.00	0.00	0.00	0.00	0.0%
INTERFUND TRANSFERS OUT								
To: General Fund/CSSF		7612	0.00	0.00	0.00	0.00	0.00	0.0%
To: State School Building Fund/County School Facilities Fund		7613	0.00	0.00	0.00	0.00	0.00	0.0%
Other Authorized Interfund Transfers Out		7619	0.00	0.00	0.00	0.00	0.00	0.0%
(b) TOTAL, INTERFUND TRANSFERS OUT			0.00	0.00	0.00	0.00	0.00	0.0%
OTHER SOURCES/USES								
SOURCES								
Proceeds								
Proceeds from Sale/Lease-Purchase of Land/Buildings		8953	0.00	0.00	0.00	0.00	0.00	0.0%
Other Sources								
Transfers from Funds of Lapsed/Reorganized LEAs		8965	0.00	0.00	0.00	0.00	0.00	0.0%
Long-Term Debt Proceeds								
Proceeds from Certificates of Participation		8971	0.00	0.00	0.00	0.00	0.00	0.0%

Description	Resource Codes	Object Codes	Original Budget (A)	Board Approved Operating Budget (B)	Actuals To Date (C)	Projected Year Totals (D)	Difference (Col B & D) (E)	% Diff Column B & D (F)
Proceeds from Leases		8972	0.00	0.00	0.00	0.00	0.00	0.0%
Proceeds from Lease Revenue Bonds		8973	0.00	0.00	0.00	0.00	0.00	0.0%
Proceeds from SBITAs		8974	0.00	0.00	0.00	0.00	0.00	0.0%
All Other Financing Sources		8979	0.00	0.00	0.00	0.00	0.00	0.0%
(c) TOTAL, SOURCES			0.00	0.00	0.00	0.00	0.00	0.0%
USES								
Transfers of Funds from Lapsed/Reorganized LEAs		7651	0.00	0.00	0.00	0.00	0.00	0.0%
All Other Financing Uses		7699	0.00	0.00	0.00	0.00	0.00	0.0%
(d) TOTAL, USES			0.00	0.00	0.00	0.00	0.00	0.0%
CONTRIBUTIONS								
Contributions from Unrestricted Revenues		8980	**0.00**	**0.00**	**0.00**	**0.00**	**0.00**	**0.0%**
Contributions from Restricted Revenues		8990	**0.00**	**0.00**	**0.00**	**0.00**	**0.00**	**0.0%**
(e) TOTAL, CONTRIBUTIONS			**0.00**	**0.00**	**0.00**	**0.00**	**0.00**	**0.0%**
TOTAL, OTHER FINANCING SOURCES/USES								
(a - b + c - d + e)			0.00	0.00	0.00	0.00		

Resource	Description	2025-26 Projected Totals
Total, Restricted Balance		0.00

Description	Object Codes	Projected Year Totals (A)	% Change (Cols. C-A/A) (B)	2026-27 Projection (C)	% Change (Cols. E-C/C) (D)	2027-28 Projection (E)
(Enter projections for subsequent years 1 and 2 in Columns C and E; current year - Column A - is extracted)						
A. REVENUES AND OTHER FINANCING SOURCES						
1. LCFF Sources	8010-8099	0.00	0.00%		0.00%	
2. Federal Revenues	8100-8299	0.00	0.00%		0.00%	
3. Other State Revenues	8300-8599	0.00	0.00%		0.00%	
4. Other Local Revenues	8600-8799	161.95	0.00%	161.95	0.00%	161.95
5. Other Financing Sources						
a. Transfers In	8900-8929	0.00	0.00%		0.00%	
b. Other Sources	8930-8979	0.00	0.00%		0.00%	
c. Contributions	8980-8999	0.00	0.00%		0.00%	
6. Total (Sum lines A1 thru A5c)		161.95	0.00%	161.95	0.00%	161.95
B. EXPENDITURES AND OTHER FINANCING USES						
1. Certificated Salaries	1000-1999	0.00	0.00%		0.00%	
2. Classified Salaries	2000-2999	0.00	0.00%		0.00%	
3. Employee Benefits	3000-3999	0.00	0.00%		0.00%	
4. Books and Supplies	4000-4999	0.00	0.00%		0.00%	
5. Services and Other Operating Expenditures	5000-5999	0.00	0.00%		0.00%	
6. Capital Outlay	6000-6999	0.00	0.00%		0.00%	
7. Other Outgo (excluding Transfers of Indirect Costs)	7100-7299, 7400-7499	0.00	0.00%		0.00%	
8. Other Outgo - Transfers of Indirect Costs	7300-7399	0.00	0.00%		0.00%	
9. Other Financing Uses						
a. Transfers Out	7600-7629	0.00	0.00%		0.00%	
b. Other Uses	7630-7699	0.00	0.00%		0.00%	
10. Other Adjustments (Explain in Section E below)						
11. Total (Sum lines B1 thru B10)		0.00	0.00%	0.00	0.00%	0.00
C. NET INCREASE(DECREASE) IN NET POSITION (Line A6 minus line B11)		161.95		161.95		161.95
D. NET POSITION						
1. Beginning Net Position	9791-9795	203,586.39		203,748.34		203,910.29
2. Ending Net Position (Sum lines C and D1)		203,748.34		203,910.29		204,072.24
3. Components of Ending Net Position						
a. Net Investment in Capital Assets	9796	7,669.45				
b. Restricted Net Position	9797	0.00				
c. Unrestricted Net Position	9790	196,078.89		203,910.29		204,072.24
d. Total Components of Ending Net Position (Line D3d must agree with Line D2)		203,748.34		203,910.29		204,072.24

E. ASSUMPTIONS

Please provide below or on a separate attachment the assumptions used to determine the projections for the first and second subsequent fiscal years.

Description	Resource Codes	Object Codes	Original Budget (A)	Board Approved Operating Budget (B)	Actuals To Date (C)	Projected Year Totals (D)	Difference (Col B & D) (E)	% Diff Column B & D (F)
A. REVENUES								
1) LCFF Sources		8010-8099	0.00	0.00	0.00	0.00	0.00	0.0%
2) Federal Revenue		8100-8299	0.00	0.00	0.00	0.00	0.00	0.0%
3) Other State Revenue		8300-8599	0.00	0.00	0.00	0.00	0.00	0.0%
4) Other Local Revenue		8600-8799	161.95	161.95	155.76	161.95	0.00	0.0%
5) TOTAL, REVENUES			161.95	161.95	155.76	161.95		
B. EXPENSES								
1) Certificated Salaries		1000-1999	0.00	0.00	0.00	0.00	0.00	0.0%
2) Classified Salaries		2000-2999	0.00	0.00	0.00	0.00	0.00	0.0%
3) Employee Benefits		3000-3999	0.00	0.00	0.00	0.00	0.00	0.0%
4) Books and Supplies		4000-4999	0.00	0.00	0.00	0.00	0.00	0.0%
5) Services and Other Operating Expenses		5000-5999	0.00	0.00	0.00	0.00	0.00	0.0%
6) Depreciation and Amortization		6000-6999	0.00	0.00	0.00	0.00	0.00	0.0%
7) Other Outgo (excluding Transfers of Indirect Costs)		7100-7299, 7400-7499	0.00	0.00	0.00	0.00	0.00	0.0%
8) Other Outgo - Transfers of Indirect Costs		7300-7399	0.00	0.00	0.00	0.00	0.00	0.0%
9) TOTAL, EXPENSES			0.00	0.00	0.00	0.00		
C. EXCESS (DEFICIENCY) OF REVENUES OVER EXPENSES BEFORE OTHER FINANCING SOURCES AND USES(A5 -B9)			161.95	161.95	155.76	161.95		
D. OTHER FINANCING SOURCES/USES								
1) Interfund Transfers								
a) Transfers In		8900-8929	0.00	0.00	0.00	0.00	0.00	0.0%
b) Transfers Out		7600-7629	0.00	0.00	0.00	0.00	0.00	0.0%
2) Other Sources/Uses								
a) Sources		8930-8979	0.00	0.00	0.00	0.00	0.00	0.0%
b) Uses		7630-7699	0.00	0.00	0.00	0.00	0.00	0.0%
3) Contributions		8980-8999	0.00	0.00	0.00	0.00	0.00	0.0%
4) TOTAL, OTHER FINANCING SOURCES/USES			0.00	0.00	0.00	0.00		
E. NET INCREASE (DECREASE) IN NET POSITION (C + D4)			161.95	161.95	155.76	161.95		
F. NET POSITION								
1) Beginning Net Position								
a) As of July 1 - Unaudited	9791		203,586.39	203,586.39		203,586.39	0.00	0.0%
b) Audit Adjustments	9793		0.00	0.00		0.00	0.00	0.0%
c) As of July 1 - Audited (F1a + F1b)			203,586.39	203,586.39		203,586.39		
d) Other Restatements	9795		0.00	0.00		0.00	0.00	0.0%
e) Adjusted Beginning Net Position (F1c + F1d)			203,586.39	203,586.39		203,586.39		
2) Ending Net Position, June 30 (E + F1e)			203,748.34	203,748.34		203,748.34		

Description	Resource Codes	Object Codes	Original Budget (A)	Board Approved Operating Budget (B)	Actuals To Date (C)	Projected Year Totals (D)	Difference (Col B & D) (E)	% Diff Column B & D (F)
Components of Ending Net Position								
a) Net Investment in Capital Assets		9796	7,669.45	7,669.45		7,669.45		
b) Restricted Net Position		9797	0.00	0.00		0.00		
c) Unrestricted Net Position		9790	196,078.89	196,078.89		196,078.89		
OTHER STATE REVENUE								
STRS On-Behalf Pension Contributions	7690	8590	0.00	0.00	0.00	0.00	0.00	0.0%
All Other State Revenue	All Other	8590	0.00	0.00	0.00	0.00	0.00	0.0%
TOTAL, OTHER STATE REVENUE			0.00	0.00	0.00	0.00	0.00	0.0%
OTHER LOCAL REVENUE								
Sales								
All Other Sales		8639	0.00	0.00	0.00	0.00	0.00	0.0%
Leases and Rentals		8650	0.00	0.00	0.00	0.00	0.00	0.0%
Interest		8660	161.95	161.95	155.76	161.95	0.00	0.0%
Net Increase (Decrease) in the Fair Value of Investments		8662	0.00	0.00	0.00	0.00	0.00	0.0%
Fees and Contracts								
All Other Fees and Contracts		8689	0.00	0.00	0.00	0.00	0.00	0.0%
Other Local Revenue								
All Other Local Revenue		8699	0.00	0.00	0.00	0.00	0.00	0.0%
TOTAL, OTHER LOCAL REVENUE			161.95	161.95	155.76	161.95	0.00	0.0%
TOTAL, REVENUES			161.95	161.95	155.76	161.95		
CERTIFICATED SALARIES								
Certificated Teachers' Salaries		1100	0.00	0.00	0.00	0.00	0.00	0.0%
Certificated Pupil Support Salaries		1200	0.00	0.00	0.00	0.00	0.00	0.0%
Certificated Supervisors' and Administrators' Salaries		1300	0.00	0.00	0.00	0.00	0.00	0.0%
Other Certificated Salaries		1900	0.00	0.00	0.00	0.00	0.00	0.0%
TOTAL, CERTIFICATED SALARIES			0.00	0.00	0.00	0.00	0.00	0.0%
CLASSIFIED SALARIES								
Classified Instructional Salaries		2100	0.00	0.00	0.00	0.00	0.00	0.0%
Classified Support Salaries		2200	0.00	0.00	0.00	0.00	0.00	0.0%
Classified Supervisors' and Administrators' Salaries		2300	0.00	0.00	0.00	0.00	0.00	0.0%
Clerical, Technical and Office Salaries		2400	0.00	0.00	0.00	0.00	0.00	0.0%
Other Classified Salaries		2900	0.00	0.00	0.00	0.00	0.00	0.0%
TOTAL, CLASSIFIED SALARIES			0.00	0.00	0.00	0.00	0.00	0.0%
EMPLOYEE BENEFITS								
STRS		3101-3102	0.00	0.00	0.00	0.00	0.00	0.0%
PERS		3201-3202	0.00	0.00	0.00	0.00	0.00	0.0%
OASDI/Medicare/Alternative		3301-3302	0.00	0.00	0.00	0.00	0.00	0.0%
Health and Welfare Benefits		3401-3402	0.00	0.00	0.00	0.00	0.00	0.0%
Unemployment Insurance		3501-3502	0.00	0.00	0.00	0.00	0.00	0.0%
Workers' Compensation		3601-3602	0.00	0.00	0.00	0.00	0.00	0.0%
OPEB, Allocated		3701-3702	0.00	0.00	0.00	0.00	0.00	0.0%
OPEB, Active Employees		3751-3752	0.00	0.00	0.00	0.00	0.00	0.0%
Other Employee Benefits		3901-3902	0.00	0.00	0.00	0.00	0.00	0.0%
TOTAL, EMPLOYEE BENEFITS			0.00	0.00	0.00	0.00	0.00	0.0%

Description	Resource Codes	Object Codes	Original Budget (A)	Board Approved Operating Budget (B)	Actuals To Date (C)	Projected Year Totals (D)	Difference (Col B & D) (E)	% Diff Column B & D (F)
BOOKS AND SUPPLIES								
Approved Textbooks and Core Curricula Materials		4100	0.00	0.00	0.00	0.00	0.00	0.0%
Books and Other Reference Materials		4200	0.00	0.00	0.00	0.00	0.00	0.0%
Materials and Supplies		4300	0.00	0.00	0.00	0.00	0.00	0.0%
Noncapitalized Equipment		4400	0.00	0.00	0.00	0.00	0.00	0.0%
Food		4700	0.00	0.00	0.00	0.00	0.00	0.0%
TOTAL, BOOKS AND SUPPLIES			0.00	0.00	0.00	0.00	0.00	0.0%
SERVICES AND OTHER OPERATING EXPENSES								
Subagreements for Services		5100	0.00	0.00	0.00	0.00	0.00	0.0%
Travel and Conferences		5200	0.00	0.00	0.00	0.00	0.00	0.0%
Dues and Memberships		5300	0.00	0.00	0.00	0.00	0.00	0.0%
Insurance		5400-5450	0.00	0.00	0.00	0.00	0.00	0.0%
Operations and Housekeeping Services		5500	0.00	0.00	0.00	0.00	0.00	0.0%
Rentals, Leases, Repairs, and Noncapitalized Improvements		5600	0.00	0.00	0.00	0.00	0.00	0.0%
Transfers of Direct Costs		5710	0.00	0.00	0.00	0.00	0.00	0.0%
Transfers of Direct Costs - Interfund		5750	0.00	0.00	0.00	0.00	0.00	0.0%
Professional/Consulting Services and Operating Expenditures		5800	0.00	0.00	0.00	0.00	0.00	0.0%
Communications		5900	0.00	0.00	0.00	0.00	0.00	0.0%
TOTAL, SERVICES AND OTHER OPERATING EXPENSES			0.00	0.00	0.00	0.00	0.00	0.0%
DEPRECIATION AND AMORTIZATION								
Depreciation Expense		6900	0.00	0.00	0.00	0.00	0.00	0.0%
Amortization Expense-Lease Assets		6910	0.00	0.00	0.00	0.00	0.00	0.0%
Amortization Expense-Subscription Assets		6920	0.00	0.00	0.00	0.00	0.00	0.0%
TOTAL, DEPRECIATION AND AMORTIZATION			0.00	0.00	0.00	0.00	0.00	0.0%
OTHER OUTGO (excluding Transfers of Indirect Costs)								
Other Transfers Out								
All Other Transfers Out to All Others		7299	0.00	0.00	0.00	0.00	0.00	0.0%
TOTAL, OTHER OUTGO (excluding Transfers of Indirect Costs)			0.00	0.00	0.00	0.00	0.00	0.0%
TOTAL, EXPENSES			0.00	0.00	0.00	0.00		
INTERFUND TRANSFERS								
INTERFUND TRANSFERS IN								
Other Authorized Interfund Transfers In		8919	0.00	0.00	0.00	0.00	0.00	0.0%
(a) TOTAL, INTERFUND TRANSFERS IN			0.00	0.00	0.00	0.00	0.00	0.0%
INTERFUND TRANSFERS OUT								
Other Authorized Interfund Transfers Out		7619	0.00	0.00	0.00	0.00	0.00	0.0%
(b) TOTAL, INTERFUND TRANSFERS OUT			0.00	0.00	0.00	0.00	0.00	0.0%
OTHER SOURCES/USES								
SOURCES								
Other Sources								
Transfers from Funds of Lapsed/Reorganized LEAs		8965	0.00	0.00	0.00	0.00	0.00	0.0%
(c) TOTAL, SOURCES			0.00	0.00	0.00	0.00	0.00	0.0%
USES								
Transfers of Funds from Lapsed/Reorganized LEAs		7651	0.00	0.00	0.00	0.00	0.00	0.0%
(d) TOTAL, USES			0.00	0.00	0.00	0.00	0.00	0.0%
CONTRIBUTIONS								
Contributions from Unrestricted Revenues		8980	0.00	0.00	0.00	0.00	0.00	0.0%
Contributions from Restricted Revenues		8990	0.00	0.00	0.00	0.00	0.00	0.0%
(e) TOTAL, CONTRIBUTIONS			0.00	0.00	0.00	0.00	0.00	0.0%
TOTAL, OTHER FINANCING SOURCES/USES								

Description	Resource Codes	Object Codes	Original Budget (A)	Board Approved Operating Budget (B)	Actuals To Date (C)	Projected Year Totals (D)	Difference (Col B & D) (E)	% Diff Column B & D (F)
(a - b + c - d + e)			0.00	0.00	0.00	0.00		

Resource	Description	2025-26 Projected Totals
Total, Restricted Net Position		0.00

Description	Object Codes	Projected Year Totals (A)	% Change (Cols. C-A/A) (B)	2026-27 Projection (C)	% Change (Cols. E-C/C) (D)	2027-28 Projection (E)
(Enter projections for subsequent years 1 and 2 in Columns C and E; current year - Column A - is extracted)						
A. REVENUES AND OTHER FINANCING SOURCES						
1. LCFF Sources	8010-8099	0.00	0.00%		0.00%	
2. Federal Revenues	8100-8299	0.00	0.00%		0.00%	
3. Other State Revenues	8300-8599	0.00	0.00%		0.00%	
4. Other Local Revenues	8600-8799	24,000.00	0.00%	24,000.00	0.00%	24,000.00
5. Other Financing Sources						
a. Transfers In	8900-8929	0.00	0.00%		0.00%	
b. Other Sources	8930-8979	0.00	0.00%		0.00%	
c. Contributions	8980-8999	0.00	0.00%		0.00%	
6. Total (Sum lines A1 thru A5c)		24,000.00	0.00%	24,000.00	0.00%	24,000.00
B. EXPENDITURES AND OTHER FINANCING USES						
1. Certificated Salaries	1000-1999	0.00	0.00%		0.00%	
2. Classified Salaries	2000-2999	0.00	0.00%		0.00%	
3. Employee Benefits	3000-3999	0.00	0.00%		0.00%	
4. Books and Supplies	4000-4999	0.00	0.00%		0.00%	
5. Services and Other Operating Expenditures	5000-5999	0.00	0.00%		0.00%	
6. Capital Outlay	6000-6999	0.00	0.00%		0.00%	
7. Other Outgo (excluding Transfers of Indirect Costs)	7100-7299, 7400-7499	0.00	0.00%		0.00%	
8. Other Outgo - Transfers of Indirect Costs	7300-7399	0.00	0.00%		0.00%	
9. Other Financing Uses						
a. Transfers Out	7600-7629	0.00	0.00%		0.00%	
b. Other Uses	7630-7699	0.00	0.00%		0.00%	
10. Other Adjustments (Explain in Section E below)						
11. Total (Sum lines B1 thru B10)		0.00	0.00%	0.00	0.00%	0.00
C. NET INCREASE(DECREASE) IN NET POSITION (Line A6 minus line B11)		24,000.00		24,000.00		24,000.00
D. NET POSITION						
1. Beginning Net Position	9791-9795	3,105,450.98		3,129,450.98		3,153,450.98
2. Ending Net Position (Sum lines C and D1)		3,129,450.98		3,153,450.98		3,177,450.98
3. Components of Ending Net Position						
a. Net Investment in Capital Assets	9796	1,646,493.97				
b. Restricted Net Position	9797	0.00				
c. Unrestricted Net Position	9790	1,482,957.01		3,153,450.98		3,177,450.98
d. Total Components of Ending Net Position (Line D3d must agree with Line D2)		3,129,450.98		3,153,450.98		3,177,450.98

E. ASSUMPTIONS

Please provide below or on a separate attachment the assumptions used to determine the projections for the first and second subsequent fiscal years.

Description	Resource Codes	Object Codes	Original Budget (A)	Board Approved Operating Budget (B)	Actuals To Date (C)	Projected Year Totals (D)	Difference (Col B & D) (E)	% Diff Column B & D (F)
A. REVENUES								
1) LCFF Sources		8010-8099	0.00	0.00	0.00	0.00	0.00	0.0%
2) Federal Revenue		8100-8299	0.00	0.00	0.00	0.00	0.00	0.0%
3) Other State Revenue		8300-8599	0.00	0.00	0.00	0.00	0.00	0.0%
4) Other Local Revenue		8600-8799	24,000.00	24,000.00	0.00	24,000.00	0.00	0.0%
5) TOTAL, REVENUES			24,000.00	24,000.00	0.00	24,000.00		
B. EXPENSES								
1) Certificated Salaries		1000-1999	0.00	0.00	0.00	0.00	0.00	0.0%
2) Classified Salaries		2000-2999	0.00	0.00	0.00	0.00	0.00	0.0%
3) Employee Benefits		3000-3999	0.00	0.00	0.00	0.00	0.00	0.0%
4) Books and Supplies		4000-4999	0.00	0.00	0.00	0.00	0.00	0.0%
5) Services and Other Operating Expenses		5000-5999	0.00	0.00	0.00	0.00	0.00	0.0%
6) Depreciation and Amortization		6000-6999	0.00	0.00	0.00	0.00	0.00	0.0%
7) Other Outgo (excluding Transfers of Indirect Costs)		7100-7299, 7400-7499	0.00	0.00	0.00	0.00	0.00	0.0%
8) Other Outgo - Transfers of Indirect Costs		7300-7399	0.00	0.00	0.00	0.00	0.00	0.0%
9) TOTAL, EXPENSES			0.00	0.00	0.00	0.00		
C. EXCESS (DEFICIENCY) OF REVENUES OVER EXPENSES BEFORE OTHER FINANCING SOURCES AND USES(A5 -B9)			24,000.00	24,000.00	0.00	24,000.00		
D. OTHER FINANCING SOURCES/USES								
1) Interfund Transfers								
a) Transfers In		8900-8929	0.00	0.00	0.00	0.00	0.00	0.0%
b) Transfers Out		7600-7629	0.00	0.00	0.00	0.00	0.00	0.0%
2) Other Sources/Uses								
a) Sources		8930-8979	0.00	0.00	0.00	0.00	0.00	0.0%
b) Uses		7630-7699	0.00	0.00	0.00	0.00	0.00	0.0%
3) Contributions		8980-8999	0.00	0.00	0.00	0.00	0.00	0.0%
4) TOTAL, OTHER FINANCING SOURCES/USES			0.00	0.00	0.00	0.00		
E. NET INCREASE (DECREASE) IN NET POSITION (C + D4)			24,000.00	24,000.00	0.00	24,000.00		
F. NET POSITION								
1) Beginning Net Position								
a) As of July 1 - Unaudited		9791	3,105,450.98	3,105,450.98		3,105,450.98	0.00	0.0%
b) Audit Adjustments		9793	0.00	0.00		0.00	0.00	0.0%
c) As of July 1 - Audited (F1a + F1b)			3,105,450.98	3,105,450.98		3,105,450.98		
d) Other Restatements		9795	0.00	0.00		0.00	0.00	0.0%
e) Adjusted Beginning Net Position (F1c + F1d)			3,105,450.98	3,105,450.98		3,105,450.98		
2) Ending Net Position, June 30 (E + F1e)			3,129,450.98	3,129,450.98		3,129,450.98		

Description	Resource Codes	Object Codes	Original Budget (A)	Board Approved Operating Budget (B)	Actuals To Date (C)	Projected Year Totals (D)	Difference (Col B & D) (E)	% Diff Column B & D (F)
Components of Ending Net Position								
a) Net Investment in Capital Assets		9796	1,646,493.97	1,646,493.97		1,646,493.97		
b) Restricted Net Position		9797	0.00	0.00		0.00		
c) Unrestricted Net Position		9790	1,482,957.01	1,482,957.01		1,482,957.01		
OTHER LOCAL REVENUE								
Interest		8660	24,000.00	24,000.00	0.00	24,000.00	0.00	0.0%
Net Increase (Decrease) in the Fair Value of Investments		8662	0.00	0.00	0.00	0.00	0.00	0.0%
Fees and Contracts								
In-District Premiums/Contributions		8674	0.00	0.00	0.00	0.00	0.00	0.0%
Other Local Revenue								
All Other Local Revenue		8699	0.00	0.00	0.00	0.00	0.00	0.0%
TOTAL, OTHER LOCAL REVENUE			24,000.00	24,000.00	0.00	24,000.00	0.00	0.0%
TOTAL, REVENUES			24,000.00	24,000.00	0.00	24,000.00		
SERVICES AND OTHER OPERATING EXPENSES								
Subagreements for Services		5100	0.00	0.00	0.00	0.00	0.00	0.0%
Professional/Consulting Services and Operating Expenditures		5800	0.00	0.00	0.00	0.00	0.00	0.0%
TOTAL, SERVICES AND OTHER OPERATING EXPENSES			0.00	0.00	0.00	0.00	0.00	0.0%
TOTAL, EXPENSES			0.00	0.00	0.00	0.00		
INTERFUND TRANSFERS								
INTERFUND TRANSFERS IN								
Other Authorized Interfund Transfers In		8919	0.00	0.00	0.00	0.00	0.00	0.0%
(a) TOTAL, INTERFUND TRANSFERS IN			0.00	0.00	0.00	0.00	0.00	0.0%
OTHER SOURCES/USES								
SOURCES								
Other Sources								
Transfers from Funds of Lapsed/Reorganized LEAs		8965	0.00	0.00	0.00	0.00	0.00	0.0%
All Other Financing Sources		8979	0.00	0.00	0.00	0.00	0.00	0.0%
(c) TOTAL, SOURCES			0.00	0.00	0.00	0.00	0.00	0.0%
USES								
Transfers of Funds from Lapsed/Reorganized LEAs		7651	0.00	0.00	0.00	0.00	0.00	0.0%
(d) TOTAL, USES			0.00	0.00	0.00	0.00	0.00	0.0%
CONTRIBUTIONS								
Contributions from Unrestricted Revenues		8980	0.00	0.00	0.00	0.00	0.00	0.0%
Contributions from Restricted Revenues		8990	0.00	0.00	0.00	0.00	0.00	0.0%
(e) TOTAL, CONTRIBUTIONS			0.00	0.00	0.00	0.00	0.00	0.0%
TOTAL, OTHER FINANCING SOURCES/USES								
(a + c - d + e)			0.00	0.00	0.00	0.00		

Resource	Description	2025-26 Projected Totals
Total, Restricted Net Position		0.00

Description	ESTIMATED FUNDED ADA Original Budget (A)	ESTIMATED FUNDED ADA Board Approved Operating Budget (B)	ESTIMATED P-2 REPORT ADA Projected Year Totals (C)	ESTIMATED FUNDED ADA Projected Year Totals (D)	DIFFERENCE (Col. D - B) (E)	PERCENTAGE DIFFERENCE (Col. E / B) (F)
A. DISTRICT						
1. Total District Regular ADA Includes Opportunity Classes, Home & Hospital, Special Day Class, Continuation Education, Special Education NPS/LCI and Extended Year, and Community Day School (includes Necessary Small School ADA)	832.48	832.48	762.15	825.67	(6.81)	-1.0%
2. Total Basic Aid Choice/Court Ordered Voluntary Pupil Transfer Regular ADA Includes Opportunity Classes, Home & Hospital, Special Day Class, Continuation Education, Special Education NPS/LCI and Extended Year, and Community Day School (ADA not included in Line A1 above)					0.00	
3. Total Basic Aid Open Enrollment Regular ADA Includes Opportunity Classes, Home & Hospital, Special Day Class, Continuation Education, Special Education NPS/LCI and Extended Year, and Community Day School (ADA not included in Line A1 above)					0.00	
4. Total, District Regular ADA (Sum of Lines A1 through A3)	832.48	832.48	762.15	825.67	(6.81)	-1.0%
5. District Funded County Program ADA						
a. County Community Schools					0.00	
b. Special Education-Special Day Class	25.41	25.41	25.41	25.41	0.00	0.0%
c. Special Education-NPS/LCI					0.00	
d. Special Education Extended Year					0.00	
e. Other County Operated Programs: Opportunity Schools and Full Day Opportunity Classes, Specialized Secondary Schools					0.00	
f. County School Tuition Fund (Out of State Tuition) [EC 2000 and 46380]					0.00	
g. Total, District Funded County Program ADA (Sum of Lines A5a through A5f)	25.41	25.41	25.41	25.41	0.00	0.0%
6. TOTAL DISTRICT ADA (Sum of Line A4 and Line A5g)	857.89	857.89	787.56	851.08	(6.81)	-1.0%
7. Adults in Correctional Facilities					0.00	
8. Charter School ADA (Enter Charter School ADA using Tab C. Charter School ADA)						

Description	ESTIMATED FUNDED ADA Original Budget (A)	ESTIMATED FUNDED ADA Board Approved Operating Budget (B)	ESTIMATED P-2 REPORT ADA Projected Year Totals (C)	ESTIMATED FUNDED ADA Projected Year Totals (D)	DIFFERENCE (Col. D - B) (E)	PERCENTAGE DIFFERENCE (Col. E / B) (F)
B. COUNTY OFFICE OF EDUCATION						
1. County Program Alternative Education Grant ADA						
a. County Group Home and Institution Pupils					0.00	
b. Juvenile Halls, Homes, and Camps					0.00	
c. Probation Referred, On Probation or Parole, Expelled per EC 48915(a) or (c) [EC 2574(c)(4)(A)]					0.00	
d. Total, County Program Alternative Education ADA (Sum of Lines B1a through B1c)	0.00	0.00	0.00	0.00	0.00	0.0%
2. District Funded County Program ADA						
a. County Community Schools					0.00	
b. Special Education-Special Day Class					0.00	
c. Special Education-NPS/LCI					0.00	
d. Special Education Extended Year					0.00	
e. Other County Operated Programs: Opportunity Schools and Full Day Opportunity Classes, Specialized Secondary Schools					0.00	
f. County School Tuition Fund (Out of State Tuition) [EC 2000 and 46380]					0.00	
g. Total, District Funded County Program ADA (Sum of Lines B2a through B2f)	0.00	0.00	0.00	0.00	0.00	0.0%
3. TOTAL COUNTY OFFICE ADA (Sum of Lines B1d and B2g)	0.00	0.00	0.00	0.00	0.00	0.0%
4. Adults in Correctional Facilities					0.00	
5. County Operations Grant ADA					0.00	
6. Charter School ADA (Enter Charter School ADA using Tab C. Charter School ADA)						

Description	ESTIMATED FUNDED ADA Original Budget (A)	ESTIMATED FUNDED ADA Board Approved Operating Budget (B)	ESTIMATED P-2 REPORT ADA Projected Year Totals (C)	ESTIMATED FUNDED ADA Projected Year Totals (D)	DIFFERENCE (Col. D - B) (E)	PERCENTAGE DIFFERENCE (Col. E / B) (F)
C. CHARTER SCHOOL ADA						
Authorizing LEAs reporting charter school SACS financial data in their Fund 01, 09, or 62 use this worksheet to report ADA for those charter schools.						
Charter schools reporting SACS financial data separately from their authorizing LEAs in Fund 01 or Fund 62 use this worksheet to report their ADA.						
FUND 01: Charter School ADA corresponding to SACS financial data reported in Fund 01.						
1. Total Charter School Regular ADA					0.00	
2. Charter School County Program Alternative Education ADA						
a. County Group Home and Institution Pupils					0.00	
b. Juvenile Halls, Homes, and Camps					0.00	
c. Probation Referred, On Probation or Parole, Expelled per EC 48915(a) or (c) [EC 2574(c)(4)(A)]					0.00	
d. Total, Charter School County Program Alternative Education ADA (Sum of Lines C2a through C2c)	0.00	0.00	0.00	0.00	0.00	0.0%
3. Charter School Funded County Program ADA						
a. County Community Schools					0.00	
b. Special Education-Special Day Class					0.00	
c. Special Education-NPS/LCI					0.00	
d. Special Education Extended Year					0.00	
e. Other County Operated Programs: Opportunity Schools and Full Day Opportunity Classes, Specialized Secondary Schools					0.00	
f. Total, Charter School Funded County Program ADA (Sum of Lines C3a through C3e)	0.00	0.00	0.00	0.00	0.00	0.0%
4. TOTAL CHARTER SCHOOL ADA (Sum of Lines C1, C2d, and C3f)	0.00	0.00	0.00	0.00	0.00	0.0%
FUND 09 or 62: Charter School ADA corresponding to SACS financial data reported in Fund 09 or Fund 62.						
5. Total Charter School Regular ADA					0.00	
6. Charter School County Program Alternative Education ADA						
a. County Group Home and Institution Pupils					0.00	
b. Juvenile Halls, Homes, and Camps					0.00	
c. Probation Referred, On Probation or Parole, Expelled per EC 48915(a) or (c) [EC 2574(c)(4)(A)]					0.00	
d. Total, Charter School County Program Alternative Education ADA (Sum of Lines C6a through C6c)	0.00	0.00	0.00	0.00	0.00	0.0%
7. Charter School Funded County Program ADA						
a. County Community Schools					0.00	
b. Special Education-Special Day Class					0.00	
c. Special Education-NPS/LCI					0.00	
d. Special Education Extended Year					0.00	
e. Other County Operated Programs: Opportunity Schools and Full Day Opportunity Classes, Specialized Secondary Schools					0.00	
f. Total, Charter School Funded County						

Description	ESTIMATED FUNDED ADA Original Budget (A)	ESTIMATED FUNDED ADA Board Approved Operating Budget (B)	ESTIMATED P-2 REPORT ADA Projected Year Totals (C)	ESTIMATED FUNDED ADA Projected Year Totals (D)	DIFFERENCE (Col. D - B) (E)	PERCENTAGE DIFFERENCE (Col. E / B) (F)
Program ADA (Sum of Lines C7a through C7e)	0.00	0.00	0.00	0.00	0.00	0.0%
8. TOTAL CHARTER SCHOOL ADA (Sum of Lines C5, C6d, and C7f)	0.00	0.00	0.00	0.00	0.00	0.0%
9. TOTAL CHARTER SCHOOL ADA Reported in Fund 01, 09, or 62 (Sum of Lines C4 and C8)	0.00	0.00	0.00	0.00	0.00	0.0%

Description	Object	Beginning Balances (Ref. Only)	July	August	September	October	November	December	January	February
ACTUALS THROUGH THE MONTH OF (Enter Month Name):	APRIL									
A. BEGINNING CASH			2,348,681.77	2,508,484.66	1,819,699.85	1,931,559.02	1,614,111.70	1,290,112.01	2,821,643.87	3,614,325.87
B. RECEIPTS										
LCFF Sources										
Principal Apportionment	8010-8019		420,292.00	420,292.00	1,248,265.00	750,884.00	750,884.00	1,265,191.00	745,242.00	707,857.00
Property Taxes	8020-8079		0.00	0.00	0.00	0.00	0.00	1,052,034.00	1,164,148.00	0.00
Miscellaneous Funds	8080-8099		0.00	0.00	0.00	0.00	0.00	0.00	0.00	0.00
Federal Revenue	8100-8299		10,428.00	0.00	102,172.00	7,502.00	0.00	17,128.00	26,227.00	14,493.00
Other State Revenue	8300-8599		0.00	0.00	30,262.00	239,487.00	143,708.00	192,067.00	148,388.00	8,983.00
Other Local Revenue	8600-8799		0.00	204,151.00	(7,367.15)	185,002.00	4,385.00	135,629.86	20,260.00	(500.00)
Interfund Transfers In	8900-8929		0.00	0.00	0.00	0.00	0.00	0.00	0.00	0.00
All Other Financing Sources	8930-8979		0.00	0.00	0.00	0.00	0.00	0.00	0.00	0.00
TOTAL RECEIPTS			430,720.00	624,443.00	1,373,331.85	1,182,875.00	898,977.00	2,662,049.86	2,104,265.00	730,833.00
C. DISBURSEMENTS										
Certificated Salaries	1000-1999		40,292.00	521,012.00	419,736.00	449,506.00	472,191.00	469,856.00	467,373.00	451,048.00
Classified Salaries	2000-2999		72,335.00	273,247.00	258,465.00	249,393.00	252,734.00	255,544.00	264,508.00	250,183.00
Employee Benefits	3000-3999		129,157.00	322,859.00	304,413.00	313,271.00	264,518.00	302,367.00	300,664.00	300,412.00
Books and Supplies	4000-4999		2,503.00	14,159.00	37,424.00	92,982.00	26,963.00	14,515.00	34,174.00	44,986.00
Services	5000-5999		236,781.00	208,710.00	245,875.00	289,618.00	218,273.00	88,236.00	239,613.00	204,004.00
Capital Outlay	6000-6999		0.00	0.00	0.00	78,941.00	0.00	0.00	5,251.00	0.00
Other Outgo	7000-7499		0.00	0.00	0.00	0.00	0.00	0.00	0.00	0.00
Interfund Transfers Out	7600-7629		20,000.00	0.00	0.00	0.00	0.00	0.00	0.00	0.00

Description	Object	Beginning Balances (Ref. Only)	July	August	September	October	November	December	January	February
All Other Financing Uses	7630-7699		0.00	0.00	0.00	0.00	0.00	0.00	0.00	0.00
TOTAL DISBURSEMENTS			501,068.00	1,339,987.00	1,265,913.00	1,473,711.00	1,234,679.00	1,130,518.00	1,311,583.00	1,250,633.00
D. BALANCE SHEET ITEMS										
Assets and Deferred Outflows										
Cash Not In Treasury	9111-9199	0.00	0.00	0.00	0.00	0.00	0.00	0.00	0.00	0.00
Accounts Receivable	9200-9299	0.00	0.00	0.00	0.00	0.00	0.00	0.00	0.00	0.00
Due From Other Funds	9310	0.00	0.00	0.00	0.00	0.00	0.00	0.00	0.00	0.00
Stores	9320	0.00	0.00	0.00	0.00	0.00	0.00	0.00	0.00	0.00
Prepaid Expenditures	9330	0.00	0.00	0.00	0.00	0.00	0.00	0.00	0.00	0.00
Other Current Assets	9340	0.00	0.00	0.00	0.00	0.00	0.00	0.00	0.00	0.00
Lease Receivable	9380									
Deferred Outflows of Resources	9490	0.00	0.00	0.00	0.00	0.00	0.00	0.00	0.00	0.00
SUBTOTAL		0.00	0.00	0.00	0.00	0.00	0.00	0.00	0.00	0.00
Liabilities and Deferred Inflows										
Accounts Payable	9500-9599	(99,621.50)	(83,331.00)	(26,759.19)	(4,440.32)	26,611.32	(11,702.31)	0.00	0.00	0.00
Due To Other Funds	9610	(250,000.00)	0.00	0.00	0.00	0.00	0.00	0.00	0.00	0.00
Current Loans	9640	0.00	0.00	0.00	0.00	0.00	0.00	0.00	0.00	0.00
Unearned Revenues	9650	(146,819.89)	(146,819.89)	0.00	0.00	0.00	0.00	0.00	0.00	0.00
Deferred Inflows of Resources	9690	0.00	0.00	0.00	0.00	0.00	0.00	0.00	0.00	0.00
SUBTOTAL		(496,441.39)	(230,150.89)	(26,759.19)	(4,440.32)	26,611.32	(11,702.31)	0.00	0.00	0.00
Nonoperating										
Suspense Clearing	9910	0.00	0.00	0.00	0.00	0.00	0.00	0.00	0.00	0.00
TOTAL BALANCE SHEET ITEMS		496,441.39	230,150.89	26,759.19	4,440.32	(26,611.32)	11,702.31	0.00	0.00	0.00
E. NET INCREASE/DECREASE (B - C + D)			159,802.89	(688,784.81)	111,859.17	(317,447.32)	(323,999.69)	1,531,531.86	792,682.00	(519,800.00)
F. ENDING CASH (A + E)			2,508,484.66	1,819,699.85	1,931,559.02	1,614,111.70	1,290,112.01	2,821,643.87	3,614,325.87	3,094,525.87
G. ENDING CASH, PLUS CASH ACCRUALS AND ADJUSTMENTS										

Description	Object	March	April	May	June	Accruals	Adjustments	TOTAL	BUDGET
ACTUALS THROUGH THE MONTH OF (Enter Month Name):	APRIL								
A. BEGINNING CASH		3,094,525.87	3,135,080.87	3,683,792.87	3,956,794.54				
B. RECEIPTS									
LCFF Sources									
Principal Apportionment	8010-8019	1,232,011.00	701,317.00	365,463.51	227,736.05	0.00	0.00	8,835,434.56	8,835,434.56
Property Taxes	8020-8079	0.00	765,116.00	(45,911.55)	0.00	0.00	0.00	2,935,386.45	2,935,386.45
Miscellaneous Funds	8080-8099	0.00	0.00	0.00	0.00	0.00	0.00	0.00	0.00
Federal Revenue	8100-8299	0.00	162,071.00	390,839.82	390,839.82	0.00	0.00	1,121,700.64	1,121,700.64
Other State Revenue	8300-8599	311.00	219,306.00	967,270.68	967,270.68	0.00	(.01)	2,917,053.35	2,917,053.35
Other Local Revenue	8600-8799	4,392.00	12,526.00	350,417.49	350,417.49	0.00	0.00	1,259,313.69	1,259,313.69
Interfund Transfers In	8900-8929	0.00	0.00	0.00	0.00	0.00	0.00	0.00	0.00
All Other Financing Sources	8930-8979	0.00	0.00	0.00	0.00	0.00	0.00	0.00	0.00
TOTAL RECEIPTS		1,236,714.00	1,860,336.00	2,028,079.95	1,936,264.04	0.00	(.01)	17,068,888.69	17,068,888.69
C. DISBURSEMENTS									
Certificated Salaries	1000-1999	459,788.00	492,879.00	492,878.90	841,139.24	(.69)	0.00	5,577,698.45	5,577,698.45
Classified Salaries	2000-2999	255,788.00	270,229.00	270,229.22	557,549.45	(.17)	0.00	3,230,204.50	3,230,204.50
Employee Benefits	3000-3999	298,107.00	305,023.00	305,024.88	692,037.82	(.68)	0.00	3,837,853.02	3,837,853.02
Books and Supplies	4000-4999	15,213.00	31,143.00	204,256.10	204,256.09	0.00	0.00	722,574.19	722,574.19
Services	5000-5999	158,013.00	212,350.00	482,689.18	482,689.18	0.00	0.00	3,066,851.36	3,066,851.36
Capital Outlay	6000-6999	9,250.00	0.00	0.00	223,510.58	0.00	0.00	316,952.58	316,952.58
Other Outgo	7000-7499	0.00	0.00	0.00	263,531.46	0.00	0.00	263,531.46	263,531.46
Interfund Transfers Out	7600-7629	0.00	0.00	0.00	230,000.00	0.00	0.00	250,000.00	250,000.00
All Other Financing Uses	7630-7699	0.00	0.00	0.00	0.00	0.00	0.00	0.00	0.00

Description	Object	March	April	May	June	Accruals	Adjustments	TOTAL	BUDGET
TOTAL DISBURSEMENTS		1,196,159.00	1,311,624.00	1,755,078.28	3,494,713.82	(1.54)	0.00	17,265,665.56	17,265,665.56
D. BALANCE SHEET ITEMS									
Assets and Deferred Outflows									
Cash Not In Treasury	9111-9199	0.00	0.00	0.00	0.00	0.00	0.00	0.00	
Accounts Receivable	9200-9299	0.00	0.00	0.00	0.00	0.00	0.00	0.00	
Due From Other Funds	9310	0.00	0.00	0.00	0.00	0.00	0.00	0.00	
Stores	9320	0.00	0.00	0.00	0.00	0.00	0.00	0.00	
Prepaid Expenditures	9330	0.00	0.00	0.00	0.00	0.00	0.00	0.00	
Other Current Assets	9340	0.00	0.00	0.00	0.00	0.00	0.00	0.00	
Lease Receivable	9380							0.00	
Deferred Outflows of Resources	9490	0.00	0.00	0.00	0.00	0.00	0.00	0.00	
SUBTOTAL		0.00	0.00	0.00	0.00	0.00	0.00	0.00	
Liabilities and Deferred Inflows									
Accounts Payable	9500-9599	0.00	0.00	0.00	0.00	0.00	0.00	(99,621.50)	
Due To Other Funds	9610	0.00	0.00	0.00	(250,000.00)	0.00	0.00	(250,000.00)	
Current Loans	9640	0.00	0.00	0.00	0.00	0.00	0.00	0.00	
Unearned Revenues	9650	0.00	0.00	0.00	0.00	0.00	0.00	(146,819.89)	
Deferred Inflows of Resources	9690	0.00	0.00	0.00	0.00	0.00	0.00	0.00	
SUBTOTAL		0.00	0.00	0.00	(250,000.00)	0.00	0.00	(496,441.39)	
Nonoperating									
Suspense Clearing	9910	0.00	0.00	0.00	0.00	0.00	0.00	0.00	
TOTAL BALANCE SHEET ITEMS		0.00	0.00	0.00	250,000.00	0.00	0.00	496,441.39	
E. NET INCREASE/DECREASE (B - C + D)		40,555.00	548,712.00	273,001.67	(1,308,449.78)	1.54	(.01)	299,664.52	(196,776.87)
F. ENDING CASH (A + E)		3,135,080.87	3,683,792.87	3,956,794.54	2,648,344.76				
G. ENDING CASH, PLUS CASH ACCRUALS AND ADJUSTMENTS								2,648,346.29	

Description	Object	Beginning Balances (Ref. Only)	July	August	September	October	November	December	January	February
ACTUALS THROUGH THE MONTH OF (Enter Month Name):	JUNE									
A. BEGINNING CASH			2,648,344.76	2,965,417.70	3,079,098.94	3,205,160.27	2,587,026.54	2,039,329.71	3,523,182.86	2,531,682.45
B. RECEIPTS										
LCFF Sources										
Principal Apportionment	8010-8019		301,984.08	301,984.08	1,240,392.34	543,571.34	543,571.34	1,240,392.34	543,571.34	543,571.34
Property Taxes	8020-8079		0.00	0.00	0.00	0.00	0.00	1,467,693.23	0.00	0.00
Miscellaneous Funds	8080-8099		0.00	0.00	0.00	0.00	0.00	0.00	0.00	0.00
Federal Revenue	8100-8299		73,928.48	73,928.48	73,928.48	73,928.48	73,928.48	73,928.48	73,928.48	73,928.48
Other State Revenue	8300-8599		129,001.20	129,001.20	129,001.20	129,001.20	161,124.47	183,569.84	129,001.20	129,001.20
Other Local Revenue	8600-8799		50,302.98	50,302.98	66,625.40	50,302.98	50,302.98	66,625.40	50,302.98	50,302.98
Interfund Transfers In	8900-8929		0.00	0.00	0.00	0.00	0.00	0.00	0.00	0.00
All Other Financing Sources	8930-8979		0.00	0.00	0.00	0.00	0.00	0.00	0.00	0.00
TOTAL RECEIPTS			555,216.74	555,216.74	1,509,947.42	796,804.00	828,927.27	3,032,209.29	796,804.00	796,804.00
C. DISBURSEMENTS										
Certificated Salaries	1000-1999		80,930.86	80,930.86	475,776.33	475,776.33	475,776.33	475,776.33	475,776.33	475,776.33
Classified Salaries	2000-2999		50,053.30	50,053.30	294,253.36	294,253.36	294,253.36	294,253.36	294,253.36	294,253.36
Employee Benefits	3000-3999		57,593.30	57,593.30	338,579.49	338,579.49	338,579.49	338,579.49	338,579.49	338,579.49
Books and Supplies	4000-4999		59,811.79	59,811.79	59,811.79	59,811.79	59,811.79	59,811.79	59,811.79	59,811.79
Services	5000-5999		219,905.44	219,905.44	219,905.44	219,905.44	219,905.44	219,905.44	219,905.44	219,905.44
Capital Outlay	6000-6999		0.00	0.00	0.00	0.00	0.00	0.00	0.00	0.00
Other Outgo	7000-7499		0.00	0.00	0.00	0.00	0.00	160,029.73	149,978.00	0.00
Interfund Transfers Out	7600-7629		0.00	0.00	0.00	0.00	0.00	0.00	250,000.00	0.00

Description	Object	Beginning Balances (Ref. Only)	July	August	September	October	November	December	January	February
All Other Financing Uses	7630-7699		0.00	0.00	0.00	0.00	0.00	0.00	0.00	0.00
TOTAL DISBURSEMENTS			468,294.69	468,294.69	1,388,326.41	1,388,326.41	1,388,326.41	1,548,356.14	1,788,304.41	1,388,326.41
D. BALANCE SHEET ITEMS										
Assets and Deferred Outflows										
Cash Not In Treasury	9111-9199	0.00	0.00	0.00	0.00	0.00	0.00	0.00	0.00	0.00
Accounts Receivable	9200-9299	0.00	0.00	0.00	0.00	0.00	0.00	0.00	0.00	0.00
Due From Other Funds	9310	0.00	0.00	0.00	0.00	0.00	0.00	0.00	0.00	0.00
Stores	9320	0.00	0.00	0.00	0.00	0.00	0.00	0.00	0.00	0.00
Prepaid Expenditures	9330	0.00	0.00	0.00	0.00	0.00	0.00	0.00	0.00	0.00
Other Current Assets	9340	0.00	0.00	0.00	0.00	0.00	0.00	0.00	0.00	0.00
Lease Receivable	9380									
Deferred Outflows of Resources	9490	0.00	0.00	0.00	0.00	0.00	0.00	0.00	0.00	0.00
SUBTOTAL		0.00	0.00	0.00	0.00	0.00	0.00	0.00	0.00	0.00
Liabilities and Deferred Inflows										
Accounts Payable	9500-9599	(99,621.50)	(83,331.00)	(26,759.19)	(4,440.32)	26,611.32	(11,702.31)	0.00	0.00	0.00
Due To Other Funds	9610	(250,000.00)	0.00	0.00	0.00	0.00	0.00	0.00	0.00	0.00
Current Loans	9640	0.00	0.00	0.00	0.00	0.00	0.00	0.00	0.00	0.00
Unearned Revenues	9650	(146,819.89)	(146,819.89)	0.00	0.00	0.00	0.00	0.00	0.00	0.00
Deferred Inflows of Resources	9690	0.00	0.00	0.00	0.00	0.00	0.00	0.00	0.00	0.00
SUBTOTAL		(496,441.39)	(230,150.89)	(26,759.19)	(4,440.32)	26,611.32	(11,702.31)	0.00	0.00	0.00
Nonoperating										
Suspense Clearing	9910	0.00	0.00	0.00	0.00	0.00	0.00	0.00	0.00	0.00
TOTAL BALANCE SHEET ITEMS		496,441.39	230,150.89	26,759.19	4,440.32	(26,611.32)	11,702.31	0.00	0.00	0.00
E. NET INCREASE/DECREASE (B - C + D)			317,072.94	113,681.24	126,061.33	(618,133.73)	(547,696.83)	1,483,853.15	(991,500.41)	(591,522.41)
F. ENDING CASH (A + E)			2,965,417.70	3,079,098.94	3,205,160.27	2,587,026.54	2,039,329.71	3,523,182.86	2,531,682.45	1,940,160.04
G. ENDING CASH, PLUS CASH ACCRUALS AND ADJUSTMENTS										

Description	Object	March	April	May	June	Accruals	Adjustments	TOTAL	BUDGET
ACTUALS THROUGH THE MONTH OF (Enter Month Name):	JUNE								
A. BEGINNING CASH		1,940,160.04	2,116,349.69	2,992,520.51	2,400,998.10				
B. RECEIPTS									
LCFF Sources									
Principal Apportionment	8010-8019	1,240,392.34	543,571.34	543,571.34	1,240,392.34	0.00	0.00	8,826,965.56	8,826,965.56
Property Taxes	8020-8079	0.00	1,467,693.23	0.00	0.00	0.00	0.00	2,935,386.46	2,935,386.45
Miscellaneous Funds	8080-8099	0.00	0.00	0.00	0.00	0.00	0.00	0.00	0.00
Federal Revenue	8100-8299	73,928.48	73,928.48	73,928.48	73,963.96	0.00	0.00	887,177.24	887,177.20
Other State Revenue	8300-8599	183,569.84	129,001.20	129,001.20	183,631.76	141,557.90	0.00	1,885,463.41	2,519,893.18
Other Local Revenue	8600-8799	66,625.40	50,302.98	50,302.98	66,649.55	0.00	0.00	668,949.59	730,764.97
Interfund Transfers In	8900-8929	0.00	0.00	0.00	0.00	0.00	0.00	0.00	0.00
All Other Financing Sources	8930-8979	0.00	0.00	0.00	0.00	0.00	0.00	0.00	0.00
TOTAL RECEIPTS		1,564,516.06	2,264,497.23	796,804.00	1,564,637.61	141,557.90	0.00	15,203,942.26	15,900,187.36
C. DISBURSEMENTS									
Certificated Salaries	1000-1999	475,776.33	475,776.33	475,776.33	951,541.87	0.00	0.00	5,395,390.56	5,395,390.54
Classified Salaries	2000-2999	294,253.36	294,253.36	294,253.36	588,500.04	0.00	0.00	3,336,886.88	3,336,886.85
Employee Benefits	3000-3999	338,579.49	338,579.49	338,579.49	677,151.29	0.00	0.00	3,839,553.30	3,839,553.26
Books and Supplies	4000-4999	59,811.79	59,811.79	59,811.79	59,814.66	0.00	0.00	717,744.35	717,744.38
Services	5000-5999	219,905.44	219,905.44	219,905.44	219,915.99	0.00	0.00	2,638,875.83	2,638,875.82
Capital Outlay	6000-6999	0.00	0.00	0.00	0.00	0.00	0.00	0.00	43,440.57
Other Outgo	7000-7499	0.00	0.00	0.00	0.00	0.00	0.00	310,007.73	263,531.46
Interfund Transfers Out	7600-7629	0.00	0.00	0.00	99,109.27	0.00	0.00	349,109.27	250,000.00
All Other Financing Uses	7630-7699	0.00	0.00	0.00	0.00	0.00	0.00	0.00	0.00

Description	Object	March	April	May	June	Accruals	Adjustments	TOTAL	BUDGET
TOTAL DISBURSEMENTS		1,388,326.41	1,388,326.41	1,388,326.41	2,596,033.12	0.00	0.00	16,587,567.92	16,485,422.88
D. BALANCE SHEET ITEMS									
Assets and Deferred Outflows									
Cash Not In Treasury	9111-9199	0.00	0.00	0.00	0.00	0.00	0.00	0.00	
Accounts Receivable	9200-9299	0.00	0.00	0.00	0.00	0.00	0.00	0.00	
Due From Other Funds	9310	0.00	0.00	0.00	0.00	0.00	0.00	0.00	
Stores	9320	0.00	0.00	0.00	0.00	0.00	0.00	0.00	
Prepaid Expenditures	9330	0.00	0.00	0.00	0.00	0.00	0.00	0.00	
Other Current Assets	9340	0.00	0.00	0.00	0.00	0.00	0.00	0.00	
Lease Receivable	9380							0.00	
Deferred Outflows of Resources	9490	0.00	0.00	0.00	0.00	0.00	0.00	0.00	
SUBTOTAL		0.00	0.00	0.00	0.00	0.00	0.00	0.00	
Liabilities and Deferred Inflows									
Accounts Payable	9500-9599	0.00	0.00	0.00	0.00	0.00	0.00	(99,621.50)	
Due To Other Funds	9610	0.00	0.00	0.00	(250,000.00)	0.00	0.00	(250,000.00)	
Current Loans	9640	0.00	0.00	0.00	0.00	0.00	0.00	0.00	
Unearned Revenues	9650	0.00	0.00	0.00	0.00	0.00	0.00	(146,819.89)	
Deferred Inflows of Resources	9690	0.00	0.00	0.00	0.00	0.00	0.00	0.00	
SUBTOTAL		0.00	0.00	0.00	(250,000.00)	0.00	0.00	(496,441.39)	
Nonoperating									
Suspense Clearing	9910	0.00	0.00	0.00	0.00	0.00	0.00	0.00	
TOTAL BALANCE SHEET ITEMS		0.00	0.00	0.00	250,000.00	0.00	0.00	496,441.39	
E. NET INCREASE/DECREASE (B - C + D)		176,189.65	876,170.82	(591,522.41)	(781,395.51)	141,557.90	0.00	(887,184.27)	(585,235.52)
F. ENDING CASH (A + E)		2,116,349.69	2,992,520.51	2,400,998.10	1,619,602.59				
G. ENDING CASH, PLUS CASH ACCRUALS AND ADJUSTMENTS								1,761,160.49	

Section I - Expenditures	Funds 01, 09, and 62 Goals	Functions	Objects	2025-26 Expenditures
A. Total state, federal, and local expenditures (all resources)	All	All	1000-7999	17,265,665.56
B. Less all federal expenditures not allowed for MOE (Resources 3000-5999, except 3385)	All	All	1000-7999	935,921.34
C. Less state and local expenditures not allowed for MOE: (All resources, except federal as identified in Line B)				
1. Community Services	All	5000-5999	1000-7999	6,500.00
2. Capital Outlay	All except 7100-7199	All except 5000-5999	6000-6999 except 6600, 6700, 6910, 6920	316,952.58
3. Debt Service	All	9100	5400-5450, 5800, 7430-7439	0.00
4. Other Transfers Out	All	9200	7200-7299	113,553.46
5. Interfund Transfers Out	All	9300	7600-7629	250,000.00
6. All Other Financing Uses	All	9100	7699	0.00
		9200	7651	
7. Nonagency	7100-7199	All except 5000-5999, 9000-9999	1000-7999	766,957.68
8. Tuition (Revenue, in lieu of expenditures, to approximate costs of services for which tuition is received)	All	All	8710	0.00
9. Supplemental expenditures made as a result of a Presidentially declared disaster	Manually entered. Must not include expenditures in lines B, C1-C8, D1, or D2.			
10. Total state and local expenditures not allowed for MOE calculation (Sum lines C1 through C9)				1,453,963.72
D. Plus additional MOE expenditures:				
1. Expenditures to cover deficits for food services (Funds 13 and 61) (If negative, then zero)	All	All	1000-7143, 7300-7439 minus 8000-8699	126,160.83
2. Expenditures to cover deficits for student body activities	Manually entered. Must not include expenditures in lines A or D1.			
E. Total expenditures subject to MOE (Line A minus lines B and C10, plus lines D1 and D2)				15,001,941.33

Section II - Expenditures Per ADA	2025-26 Annual ADA/Exps. Per ADA
A. Average Daily Attendance (Form AI, Column C, sum of lines A6 and C9)*	787.56
B. Expenditures per ADA (Line I.E divided by Line II.A)	19,048.63

Section III - MOE Calculation (For data collection only. Final determination will be done by CDE)	Total	Per ADA
A. Base expenditures (Preloaded expenditures extracted from prior year Unaudited Actuals MOE calculation). (Note: If the prior year MOE was not met, in its final determination, CDE will adjust the prior year base to 90 percent of the preceding prior year amount rather than the actual prior year expenditure amount.)	15,682,032.17	18,780.65
1. Adjustment to base expenditure and expenditure per ADA amounts for LEAs failing prior year MOE calculation (From Section IV)	0.00	0.00
2. Total adjusted base expenditure amounts (Line A plus Line A.1)	15,682,032.17	18,780.65
B. Required effort (Line A.2 times 90%)	14,113,828.95	16,902.59
C. Current year expenditures (Line I.E and Line II.B)	15,001,941.33	19,048.63
D. MOE deficiency amount, if any (Line B minus Line C) (If negative, then zero)	0.00	0.00
E. MOE determination (If one or both of the amounts in line D are zero, the MOE requirement is met; if both amounts are positive, the MOE requirement is not met. If either column in Line A.2 or Line C equals zero, the MOE calculation is incomplete.)	MOE Met	

F. MOE deficiency percentage, if MOE not met; otherwise, zero (Line D divided by Line B) (Funding under ESSA covered programs in FY 2027-28 may be reduced by the lower of the two percentages)	0.00%	0.00%

*Interim Periods - Annual ADA not available from Form AI. For your convenience, Projected Year Totals Estimated P-2 ADA is extracted. Manual adjustment may be required to reflect estimated Annual ADA.

SECTION IV - Detail of Adjustments to Base Expenditures (used in Section III, Line A.1)

Description of Adjustments	Total Expenditures	Expenditures Per ADA
Total adjustments to base expenditures	0.00	0.00

Description	Direct Costs - Interfund		Indirect Costs - Interfund		Interfund Transfers In 8900-8929	Interfund Transfers Out 7600-7629	Due From Other Funds 9310	Due To Other Funds 9610
	Transfers In 5750	Transfers Out 5750	Transfers In 7350	Transfers Out 7350				
01I GENERAL FUND								
Expenditure Detail	0.00	0.00	0.00	0.00				
Other Sources/Uses Detail					0.00	250,000.00		
Fund Reconciliation								
08I STUDENT ACTIVITY SPECIAL REVENUE FUND								
Expenditure Detail	0.00	0.00	0.00	0.00				
Other Sources/Uses Detail					0.00	0.00		
Fund Reconciliation								
09I CHARTER SCHOOLS SPECIAL REVENUE FUND								
Expenditure Detail	0.00	0.00	0.00	0.00				
Other Sources/Uses Detail					0.00	0.00		
Fund Reconciliation								
10I SPECIAL EDUCATION PASS-THROUGH FUND								
Expenditure Detail								
Other Sources/Uses Detail								
Fund Reconciliation								
11I ADULT EDUCATION FUND								
Expenditure Detail	0.00	0.00	0.00	0.00				
Other Sources/Uses Detail					0.00	0.00		
Fund Reconciliation								
12I CHILD DEVELOPMENT FUND								
Expenditure Detail	0.00	0.00	0.00	0.00				
Other Sources/Uses Detail					0.00	0.00		
Fund Reconciliation								
13I CAFETERIA SPECIAL REVENUE FUND								
Expenditure Detail	0.00	0.00	0.00	0.00				
Other Sources/Uses Detail					0.00	0.00		
Fund Reconciliation								
14I DEFERRED MAINTENANCE FUND								
Expenditure Detail	0.00	0.00						
Other Sources/Uses Detail					250,000.00	0.00		
Fund Reconciliation								
15I PUPIL TRANSPORTATION EQUIPMENT FUND								
Expenditure Detail	0.00	0.00						
Other Sources/Uses Detail					0.00	0.00		
Fund Reconciliation								
17I SPECIAL RESERVE FUND FOR OTHER THAN CAPITAL OUTLAY								
Expenditure Detail								
Other Sources/Uses Detail					0.00	0.00		
Fund Reconciliation								
18I SCHOOL BUS EMISSIONS REDUCTION FUND								
Expenditure Detail	0.00	0.00						
Other Sources/Uses Detail					0.00	0.00		
Fund Reconciliation								
19I FOUNDATION SPECIAL REVENUE FUND								
Expenditure Detail	0.00	0.00	0.00	0.00				
Other Sources/Uses Detail						0.00		
Fund Reconciliation								
20I SPECIAL RESERVE FUND FOR POSTEMPLOYMENT BENEFITS								
Expenditure Detail					0.00	0.00		
Other Sources/Uses Detail								
Fund Reconciliation								
21I BUILDING FUND								
Expenditure Detail	0.00	0.00						
Other Sources/Uses Detail					0.00	0.00		
Fund Reconciliation								
25I CAPITAL FACILITIES FUND								
Expenditure Detail	0.00	0.00						
Other Sources/Uses Detail					0.00	0.00		

Description	Direct Costs - Interfund		Indirect Costs - Interfund		Interfund Transfers In 8900-8929	Interfund Transfers Out 7600-7629	Due From Other Funds 9310	Due To Other Funds 9610
	Transfers In 5750	Transfers Out 5750	Transfers In 7350	Transfers Out 7350				
Fund Reconciliation								
30I STATE SCHOOL BUILDING LEASE/PURCHASE FUND								
Expenditure Detail	0.00	0.00						
Other Sources/Uses Detail					0.00	0.00		
Fund Reconciliation								
35I COUNTY SCHOOL FACILITIES FUND								
Expenditure Detail	0.00	0.00						
Other Sources/Uses Detail					0.00	0.00		
Fund Reconciliation								
40I SPECIAL RESERVE FUND FOR CAPITAL OUTLAY PROJECTS								
Expenditure Detail	0.00	0.00						
Other Sources/Uses Detail					0.00	0.00		
Fund Reconciliation								
49I CAP PROJ FUND FOR BLENDED COMPONENT UNITS								
Expenditure Detail	0.00	0.00						
Other Sources/Uses Detail					0.00	0.00		
Fund Reconciliation								
51I BOND INTEREST AND REDEMPTION FUND								
Expenditure Detail								
Other Sources/Uses Detail					0.00	0.00		
Fund Reconciliation								
52I DEBT SVC FUND FOR BLENDED COMPONENT UNITS								
Expenditure Detail								
Other Sources/Uses Detail					0.00	0.00		
Fund Reconciliation								
53I TAX OVERRIDE FUND								
Expenditure Detail								
Other Sources/Uses Detail					0.00	0.00		
Fund Reconciliation								
56I DEBT SERVICE FUND								
Expenditure Detail								
Other Sources/Uses Detail					0.00	0.00		
Fund Reconciliation								
57I FOUNDATION PERMANENT FUND								
Expenditure Detail	0.00	0.00	0.00	0.00				
Other Sources/Uses Detail						0.00		
Fund Reconciliation								
61I CAFETERIA ENTERPRISE FUND								
Expenditure Detail	0.00	0.00	0.00	0.00				
Other Sources/Uses Detail					0.00	0.00		
Fund Reconciliation								
62I CHARTER SCHOOLS ENTERPRISE FUND								
Expenditure Detail	0.00	0.00	0.00	0.00				
Other Sources/Uses Detail					0.00	0.00		
Fund Reconciliation								
63I OTHER ENTERPRISE FUND								
Expenditure Detail	0.00	0.00						
Other Sources/Uses Detail					0.00	0.00		
Fund Reconciliation								
66I WAREHOUSE REVOLVING FUND								
Expenditure Detail	0.00	0.00						
Other Sources/Uses Detail					0.00	0.00		
Fund Reconciliation								
67I SELF-INSURANCE FUND								
Expenditure Detail	0.00	0.00						
Other Sources/Uses Detail					0.00	0.00		
Fund Reconciliation								
71I RETIREE BENEFIT FUND								
Expenditure Detail								
Other Sources/Uses Detail					0.00			

Description	Direct Costs - Interfund		Indirect Costs - Interfund		Interfund Transfers In 8900-8929	Interfund Transfers Out 7600-7629	Due From Other Funds 9310	Due To Other Funds 9610
	Transfers In 5750	Transfers Out 5750	Transfers In 7350	Transfers Out 7350				
Fund Reconciliation								
73I FOUNDATION PRIVATE-PURPOSE TRUST FUND								
Expenditure Detail	0.00	0.00						
Other Sources/Uses Detail					0.00			
Fund Reconciliation								
76I WARRANT/PASS-THROUGH FUND								
Expenditure Detail								
Other Sources/Uses Detail								
Fund Reconciliation								
95I STUDENT BODY FUND								
Expenditure Detail								
Other Sources/Uses Detail								
Fund Reconciliation								
TOTALS	0.00	0.00	0.00	0.00	250,000.00	250,000.00		

End of Year Projection
Projected Totals 2025-26
Technical Review Checks
Phase - All
Display - Exceptions Only

Yreka Union Elementary **Siskiyou County**

Following is a chart of the various types of technical review checks and related requirements:

F - Fatal (Data must be corrected; an explanation is not allowed)
W/WC - Warning/Warning with Calculation (If data are not correct, correct the data; if data are correct an explanation is required)
O - Informational (If data are not correct, correct the data; if data are correct an explanation is optional, but encouraged)

SACS Web System - SACS V15
5/7/2026 1:32:58 PM

47-70508-0000000

End of Year Projection
Projected Totals 2025-26
Technical Review Checks
Phase - All
Display - All Technical Checks

Yreka Union Elementary

Siskiyou County

Following is a chart of the various types of technical review checks and related requirements:

F - Fatal (Data must be corrected; an explanation is not allowed)
W/WC - Warning/Warning with Calculation (If data are not correct, correct the data; if data are correct an explanation is required)
O - Informational (If data are not correct, correct the data; if data are correct an explanation is optional, but encouraged)

IMPORT CHECKS

CHECKFUNCTION - (**Fatal**) - All FUNCTION codes must be valid. **Passed**

CHECKFUND - (**Fatal**) - All FUND codes must be valid. **Passed**

CHECKGOAL - (**Fatal**) - All GOAL codes must be valid. **Passed**

CHECKOBJECT - (**Fatal**) - All OBJECT codes must be valid. **Passed**

CHECKRESOURCE - (**Warning**) - All RESOURCE codes must be valid. **Passed**

CHK-FDXRS7690xOB8590 - (**Fatal**) - Funds 19, 57, 63, 66, 67, and 73 with Object 8590, All Other State Revenue, must be used in combination with Resource 7690, STRS-On Behalf Pension Contributions. **Passed**

CHK-FUNCTIONxOBJECT - (**Fatal**) - All FUNCTION and OBJECT account code combinations must be valid. **Passed**

CHK-FUNDxFUNCTION-A - (**Warning**) - All FUND (funds 01 through 12, 19, 57, 62, and 73) and FUNCTION account code combinations should be valid. **Passed**

CHK-FUNDxFUNCTION-B - (**Fatal**) - All FUND (all funds except for 01 through 12, 19, 57, 62, and 73) and FUNCTION account code combinations must be valid. **Passed**

CHK-FUNDxGOAL - (**Warning**) - All FUND and GOAL account code combinations should be valid. **Passed**

CHK-FUNDxOBJECT - (**Fatal**) - All FUND and OBJECT account code combinations must be valid. **Passed**

CHK-FUNDxRESOURCE - (**Warning**) - All FUND and RESOURCE account code combinations should be valid. **Passed**

CHK-GOALxFUNCTION-A - (**Fatal**) - Goal and Function account code combinations (all goals with expenditure objects 1000-7999 in functions 1000-1999 and 4000-5999) must be valid. NOTE: Functions not included in the GOALxFUNCTION table (0000, 2000-3999, 6000-6999, 7100-7199, 7210, 8000-8999) are not checked and will pass the TRC. **Passed**

CHK-GOALxFUNCTION-B - (**Fatal**) - General administration costs (functions 7200-7999, except 7210) must be direct-charged to an Undistributed, Nonagency, or County Services to Districts goal (Goal 0000, 7100-7199, or 8600-8699). **Passed**

CHK-RES6500XOBJ8091 - (**Fatal**) - There is no activity in Resource 6500 (Special Education) with Object 8091 (LCFF Transfers-Current Year) or 8099 (LCFF/Revenue Limit Transfers-Prior Years). **Passed**

CHK-RESOURCExOBJECTA - (**Warning**) - All RESOURCE and OBJECT (objects 8000 through 9999, except for 9791, 9793, and 9795) account code combinations should be valid. **Passed**

CHK-RESOURCExOBJECTB - (**Informational**) - All RESOURCE and OBJECT(objects 9791, 9793, and 9795) account code combinations should be valid. **Passed**

CHK-RS-LOCAL-DEFINED - (**Fatal**) - All locally defined resource codes must roll up to a CDE defined resource code. **Passed**

SPECIAL-ED-GOAL - (**Fatal**) - Special Education revenue and expenditure transactions (resources 3300-3405, and 6500-6540, objects 1000-8999) must be coded to a Special Education 5000 goal or to Goal 7110, Nonagency-Educational. This technical review check excludes Early Intervening Services resources 3307, 3309, 3312, 3318, and 3332. **Passed**

GENERAL LEDGER CHECKS

CEFB-POSITIVE - (**Fatal**) - Components of Ending Fund Balance/Net Position (objects 9700-9789, 9796, and 9797) must be positive individually by resource, by fund. **Passed**

CONTRIB-RESTR-REV - (**Fatal**) - Contributions from Restricted Revenues (Object 8990) must net to zero by fund. **Passed**

CONTRIB-UNREST-REV - (**Fatal**) - Contributions from Unrestricted Revenues (Object 8980) must net to zero by fund. **Passed**

EFB-POSITIVE - (**Warning**) - All ending fund balances (Object 979Z) should be positive by resource, by fund. **Passed**

EPA-CONTRIB - (**Fatal**) - There should be no contributions (objects 8980-8999) to the Education Protection Account (Resource 1400). **Passed**

EXCESS-ASSIGN-REU - (**Fatal**) - Amounts reported in Other Assignments (Object 9780) and/or Reserve for Economic Uncertainties (REU) (Object 9789) should not create a negative amount in Unassigned/Unappropriated (Object 9790) by fund and resource (for all funds except funds 61 through 95). **Passed**

EXP-POSITIVE - (**Warning**) - Expenditure amounts (objects 1000-7999) should be positive by function, resource, and fund. **Passed**

INTERFD-DIR-COST - (**Warning**) - Transfers of Direct Costs - Interfund (Object 5750) must net to zero for all funds. **Passed**

INTERFD-IN-OUT - (**Warning**) - Interfund Transfers In (objects 8910-8929) must equal Interfund Transfers Out (objects 7610-7629). **Passed**

INTERFD-INDIRECT - (**Warning**) - Transfers of Indirect Costs - Interfund (Object 7350) must net to zero for all funds. **Passed**

INTERFD-INDIRECT-FN - (**Warning**) - Transfers of Indirect Costs - Interfund (Object 7350) must net to zero by function. **Passed**

INTRAFD-DIR-COST - (**Fatal**) - Transfers of Direct Costs (Object 5710) must net to zero by fund. **Passed**

INTRAFD-INDIRECT - (**Fatal**) - Transfers of Indirect Costs (Object 7310) must net to zero by fund. **Passed**

INTRAFD-INDIRECT-FN - (**Fatal**) - Transfers of Indirect Costs (Object 7310) must net to zero by function. **Passed**

LCFF-TRANSFER - (**Warning**) - LCFF Transfers (objects 8091 and 8099) must net to zero, individually. **Passed**

LOTTERY-CONTRIB - (**Fatal**) - There should be no contributions (objects 8980-8999) to the lottery (resources 1100 and 6300) or from the Lottery: Instructional Materials (Resource 6300). **Passed**

OBJ-POSITIVE - (**Warning**) - All applicable objects should have a positive balance by resource, by fund. **Passed**

PASS-THRU-REV=EXP - (**Warning**) - Pass-through revenues from all sources (objects 8287, 8587, and 8697) should equal transfers of pass-through revenues to other agencies (objects 7211 through 7213, plus 7299 for Resource 3327), by fund and resource. **Passed**

REV-POSITIVE - (**Warning**) - Revenue amounts exclusive of contributions (objects 8000-8979) should be positive by resource, by fund. **Passed**

RS-NET-POSITION-ZERO - (**Fatal**) - Restricted Net Position (Object 9797), in unrestricted resources, must be zero, by resource, in funds 61 through 95. **Passed**

SE-PASS-THRU-REVENUE - (**Warning**) - Transfers of special education pass-through revenues are not reported in the general fund for the Administrative Unit of a Special Education Local Plan Area. **Passed**

UNASSIGNED-NEGATIVE - (**Fatal**) - Unassigned/Unapprorpriated balance (Object 9790) must be zero or negative, by resource, in all funds except the general fund and funds 61 through 95. **Passed**

UNR-NET-POSITION-NEG - (**Fatal**) - Unrestricted Net Position (Object 9790), in restricted resources, must be zero or negative, by resource, in funds 61 through 95. **Passed**

EXPORT VALIDATION CHECKS

ADA-PROVIDE - (**Fatal**) - Average Daily Attendance data (Form AI) must be provided. **Passed**

CASHFLOW-PROVIDE - (**Warning**) - A Cashflow Worksheet (Form CASH) must be provided with your Budget and Interim reports. (Note: LEAs may use a cashflow worksheet other than Form CASH, as long as it provides a monthly cashflow projected through the end of the fiscal year.) **Passed**

CHK-DEPENDENCY - (**Fatal**) - If data has changed that affect other forms, the affected forms must be opened and saved. **Passed**

CHK-EXTRACTED-DATA-SOURCE - (**Warning**) - All forms that extract data from a prior reporting period use the same source extraction submission **Passed**

CHK-UNBALANCED-A - (**Warning**) - Unbalanced and/or incomplete data in any of the forms should be corrected before an official export is completed. **Passed**

CHK-UNBALANCED-B - (**Fatal**) - Unbalanced and/or incomplete data in any of the forms must be corrected before an official export is completed. **Passed**

FORM01-PROVIDE - (**Fatal**) - Form 01 (Form 01I) must be opened and saved. **Passed**

MYP-PROVIDE - (**Warning**) - A Multiyear Projection Worksheet must be provided with your Interim. (Note: LEAs may use a multiyear projection worksheet other than Form MYP, with approval of their reviewing agency, as long as it provides current year and at least two subsequent fiscal years, and separately projects unrestricted resources, restricted resources, and combined total resources.) **Passed**

VERSION-CHECK - (**Warning**) - All versions are current. **Passed**

FCMAT
FISCAL CRISIS & MANAGEMENT ASSISTANCE TEAM

Yreka Union Elementary (70508) - 25/26 3RD INTERIM				5/1/2026				
	2022-23	2023-24	2024-25	2025-26	2026-27	2027-28	2028-29	2029-30
General Assumptions								
COLA & Augmentation	13.26%	8.22%	1.07%	2.30%	2.41%	3.06%	3.34%	3.14%
Base Grant Proration Factor	0.00%	0.00%	0.00%	0.00%	0.00%	0.00%	0.00%	0.00%
Add-on, ERT & MSA Proration Factor	0.00%	0.00%	0.00%	0.00%	0.00%	0.00%	0.00%	0.00%
Student Assumptions:								
Enrollment Count	905	864	877	833	832	813	-	-
Unduplicated Pupil Count (UPC)	638	635	653	606	612	599	-	-
Unduplicated Pupil Percentage (UPP)	71.81%	71.35%	72.79%	73.60%	73.63%	73.34%	0.00%	0.00%
Current Year LCFF Average Daily Attendance (ADA)	845.52	820.10	816.69	787.57	768.64	751.11	-	-
Funded LCFF ADA	922.57	889.01	836.35	825.67	808.49	793.13	743.70	489.64
LCFF ADA Funding Method	3PY Average	3PY Average	3PY Average	3PY Average	3PY Average	3PY Average	3PY Average	3PY Average
Current Year Necessary Small School (NSS) ADA	-	-	-	-	-	-	-	-
Funded NSS ADA	-	-	-	-	-	-	-	-
LCFF Entitlement Summary								
Base Grant	$8,581,383	$8,940,800	$8,498,334	$8,580,903	$8,605,734	$8,700,645	$8,431,601	$5,727,605
Grade Span Adjustment	411,467	448,673	433,387	444,758	446,180	451,166	431,566	287,172
Adjusted Base Grant	$8,992,850	$9,389,473	$8,931,721	$9,025,661	$9,051,914	$9,151,811	$8,863,167	$6,014,777
Supplemental Grant	1,291,554	1,339,878	1,300,281	1,328,578	1,332,985	1,342,387	-	-
Concentration Grant	982,604	997,866	1,032,820	1,091,203	1,096,142	1,090,987	-	-
Total Base, Supplemental and Concentration Grant	$11,267,008	$11,727,217	$11,264,822	$11,445,442	$11,481,041	$11,585,185	$8,863,167	$6,014,777
Allowance: Necessary Small School	-	-	-	-	-	-	-	-
Add-on: Targeted Instructional Improvement Block Grant	54,464	54,464	54,464	54,464	54,464	54,464	54,464	54,464
Add-on: Home-to-School Transportation	111,066	120,196	121,482	124,276	127,271	131,165	135,546	139,802
Add-on: Small School District Bus Replacement Program	-	-	-	-	-	-	-	-
Add-on: Economic Recovery Target	-	-	-	-	-	-	-	-
Add-on: Transitional Kindergarten	79,214	118,077	139,942	321,947	361,129	350,618	-	-
Total Allowance and Add-On Amounts	$244,744	$292,737	$315,888	$500,687	$542,864	$536,247	$190,010	$194,266
Total LCFF Entitlement Before Adjustments (excludes Additional State Aid)	**$11,511,752**	**$12,019,954**	**$11,580,710**	**$11,946,129**	**$12,023,905**	**$12,121,432**	**$9,053,177**	**$6,209,043**
Miscellaneous Adjustments	-	-	-	-	-	-	-	-
Total LCFF Entitlement (excludes Additional State Aid)	**$ 11,511,752**	**$ 12,019,954**	**$ 11,580,710**	**$ 11,946,129**	**$ 12,023,905**	**$ 12,121,432**	**$ 9,053,177**	**$ 6,209,043**
LCFF Entitlement Per ADA (excludes Categorical MSA)	$ 12,478	$ 13,521	$ 13,847	$ 14,468	$ 14,872	$ 15,283	$ 12,173	$ 12,681
Additional State Aid	-	-	-	-	-	-	-	-
Total LCFF Entitlement with Additional State Aid	11,511,752	12,019,954	11,580,710	11,946,129	12,023,905	12,121,432	9,053,177	6,209,043
LCFF Sources Summary								
Funding Source Summary								
Local Revenue and In-Lieu of Property Taxes *(net for school districts)*	*$ 2,791,472*	*$ 2,870,455*	*$ 2,870,455*	*$ 2,935,386*	*$ 2,935,386*	*$ 2,935,386*	*$ 2,935,386*	*$ 2,935,386*
Education Protection Account Entitlement *(includes $200/minimum per ADA)*	$ 737,666	$ 1,319,512	$ 2,822,495	$ 2,814,134	$ 2,830,142	$ 2,893,358	$ 2,712,220	$ 899,431
Net State Aid *(excludes Additional State Aid)*	$ 7,982,614	$ 7,829,987	$ 5,887,760	$ 6,196,609	$ 6,258,377	$ 6,292,688	$ 3,405,571	$ 2,374,226
Additional State Aid	$ -	$ -	$ -	$ -	$ -	$ -	$ -	$ -
Total Funding Sources	**$ 11,511,752**	**$ 12,019,954**	**$ 11,580,710**	**$ 11,946,129**	**$ 12,023,905**	**$ 12,121,432**	**$ 9,053,177**	**$ 6,209,043**

FCMAT
FISCAL CRISIS & MANAGEMENT ASSISTANCE TEAM

Yreka Union Elementary (70508) - 25/26 3RD INTERIM				5/1/2026				
	2022-23	2023-24	2024-25	2025-26	2026-27	2027-28	2028-29	2029-30
Funding Source by Resource-Object								
State Aid (Resource Code 0000, Object Code 8011)	$ 7,982,614	$ 7,829,987	$ 5,887,760	$ 6,196,609	$ 6,258,377	$ 6,292,688	$ 3,405,571	$ 2,374,226
EPA, Current Year (Resource 1400, Object Code 8012) (P-2 plus Current Year Accrual)	$ 737,666	$ 1,319,512	$ 2,822,495	$ 2,814,134	$ 2,830,142	$ 2,893,358	$ 2,712,220	$ 899,431
EPA, Prior Year Adjustment (Resource 1400, Object Code 8019) (P-A less Prior Year Accrual)	$ (102,903)	$ 12,139	$ 18,517	$ -	$ -	$ -	$ -	$ -
Property Taxes (Object 8021 to 8089)	$ 2,791,472	$ 2,870,455	$ 2,870,455	$ 2,935,386	$ 2,935,386	$ 2,935,386	$ 2,935,386	$ 2,935,386
% Change		2.8294%	0.0000%	2.2621%	0.0000%	0.0000%	0.0000%	0.0000%
In-Lieu of Property Taxes (Object Code 8096)	-	-	-	-	-	-	-	-
Entitlement and Source Reconciliation								
Basic Aid/Excess Tax District Status	Non-Basic Aid	Non-Basic Aid	Non-Basic Aid	Non-Basic Aid	Non-Basic Aid	Non-Basic Aid	Non-Basic Aid	Non-Basic Aid
Total LCFF Entitlement	$ 11,511,752	$ 12,019,954	$ 11,580,710	$ 11,946,129	$ 12,023,905	$ 12,121,432	$ 9,053,177	$ 6,209,043
Additional State Aid	$ -	$ -	$ -	$ -	$ -	$ -	$ -	$ -
Additional EPA Minimum Entitlement (excess to LCFF Entitlement)	$ -	$ -	$ -	$ -	$ -	$ -	$ -	$ -
Excess Taxes before Minimum State Aid	$ -	$ -	$ -	$ -	$ -	$ -	$ -	$ -
Total Funding Sources	$ 11,511,752	$ 12,019,954	$ 11,580,710	$ 11,946,129	$ 12,023,905	$ 12,121,432	$ 9,053,177	$ 6,209,043
LCAP Percentage to Increase or Improve Services Calculation								
Base Grant (*Excludes add-ons for TIIG & Transportation*)	[redacted]	[redacted]	$ 9,071,663	$ 9,347,608	$ 9,413,043	$ 9,502,429	$ 8,863,167	$ 6,014,777
Supplemental and Concentration Grant funding in the LCAP year	[redacted]	[redacted]	$ 2,333,101	$ 2,419,781	$ 2,429,127	$ 2,433,374	$ -	$ -
Projected Additional 15% Concentration Grant funding in the LCAP year	[redacted]	[redacted]	$ 238,344	$ 251,817	$ 252,956	$ 251,766	$ -	$ -
Percentage to Increase or Improve Services	[redacted]	[redacted]	25.72%	25.89%	25.81%	25.61%	0.00%	0.00%

FCMAT
FISCAL CRISIS & MANAGEMENT ASSISTANCE TEAM

Yreka Union Elementary (70508) - 25/26 3RD INTERIM				5/1/2026				
	2022-23	2023-24	2024-25	2025-26	2026-27	2027-28	2028-29	2029-30
Necessary Small School Allowance by School								
District Current Year Necessary Small School (NSS) ADA	-	-	-	-	-	-	-	-
District Funded NSS ADA	-	-	-	-	-	-	-	-
District NSS Allowance	$ -	$ -	$ -	$ -	$ -	$ -	$ -	$ -
NSS #1								
NSS Funding Basis (Greater of CY, PY, or 3PY Average)	*Current Yr*	*Current Yr*	*Current Yr*	*Current Yr*	*Current Yr*	*Current Yr*	*Current Yr*	*Current Yr*
CY ADA (Actual)	-	-	-	-	-	-	-	-
Funded ADA for NSS	-	-	-	-	-	-	-	-
Funded NSS Allowance	$ -	$ -	$ -	$ -	$ -	$ -	$ -	$ -
NSS #2								
NSS Funding Basis (Greater of CY, PY, or 3PY Average)	*Current Yr*	*Current Yr*	*Current Yr*	*Current Yr*	*Current Yr*	*Current Yr*	*Current Yr*	*Current Yr*
CY ADA (Actual)	-	-	-	-	-	-	-	-
Funded ADA for NSS	-	-	-	-	-	-	-	-
Funded NSS Allowance	$ -	$ -	$ -	$ -	$ -	$ -	$ -	$ -
NSS #3								
NSS Funding Basis (Greater of CY, PY, or 3PY Average)	*Current Yr*	*Current Yr*	*Current Yr*	*Current Yr*	*Current Yr*	*Current Yr*	*Current Yr*	*Current Yr*
CY ADA (Actual)	-	-	-	-	-	-	-	-
Funded ADA for NSS	-	-	-	-	-	-	-	-
Funded NSS Allowance	$ -	$ -	$ -	$ -	$ -	$ -	$ -	$ -
NSS #4								
NSS Funding Basis (Greater of CY, PY, or 3PY Average)	*Current Yr*	*Current Yr*	*Current Yr*	*Current Yr*	*Current Yr*	*Current Yr*	*Current Yr*	*Current Yr*
CY ADA (Actual)	-	-	-	-	-	-	-	-
Funded ADA for NSS	-	-	-	-	-	-	-	-
Funded NSS Allowance	$ -	$ -	$ -	$ -	$ -	$ -	$ -	$ -
NSS #5								
NSS Funding Basis (Greater of CY, PY, or 3PY Average)	*Current Yr*	*Current Yr*	*Current Yr*	*Current Yr*	*Current Yr*	*Current Yr*	*Current Yr*	*Current Yr*
CY ADA (Actual)	-	-	-	-	-	-	-	-
Funded ADA for NSS	-	-	-	-	-	-	-	-
Funded NSS Allowance	$ -	$ -	$ -	$ -	$ -	$ -	$ -	$ -

FCMAT
FISCAL CRISIS & MANAGEMENT ASSISTANCE TEAM

Yreka Union Elementary (70508) - 25/26 3RD INTERIM					5/1/2026			
	2022-23	2023-24	2024-25	2025-26	2026-27	2027-28	2028-29	2029-30
PER-ADA FUNDING LEVELS								
Base, Supplemental and Concentration Rate per ADA								
Grades TK-3	$ 12,677.94	$ 13,677.53	$ 13,959.13	$ 14,358.70	$ 14,706.58	$ 15,127.39	$ 12,349.00	$ 12,737.00
Grades 4-6	$ 11,656.84	$ 12,575.93	$ 12,835.39	$ 13,202.19	$ 13,523.20	$ 13,909.60	$ 11,355.00	$ 11,712.00
Grades 7-8	$ 12,002.64	$ 12,948.12	$ 13,215.01	$ 13,592.76	$ 13,922.73	$ 14,321.01	$ 11,691.00	$ 12,058.00
Grades 9-12	$ 14,271.61	$ 15,396.11	$ 15,714.74	$ 16,163.20	$ 16,555.84	$ 17,028.75	$ 13,901.00	$ 14,337.00
Base Grants								
Grades TK-3	$ 9,166	$ 9,919	$ 10,025	$ 10,256	$ 10,503	$ 10,824	$ 11,186	$ 11,537
Grades 4-6	$ 9,304	$ 10,069	$ 10,177	$ 10,411	$ 10,662	$ 10,988	$ 11,355	$ 11,712
Grades 7-8	$ 9,580	$ 10,367	$ 10,478	$ 10,719	$ 10,977	$ 11,313	$ 11,691	$ 12,058
Grades 9-12	$ 11,102	$ 12,015	$ 12,144	$ 12,423	$ 12,722	$ 13,111	$ 13,549	$ 13,974
Grade Span Adjustment								
Grades TK-3	$ 953	$ 1,032	$ 1,043	$ 1,067	$ 1,092	$ 1,126	$ 1,163	$ 1,200
Grades 9-12	$ 289	$ 312	$ 316	$ 323	$ 331	$ 341	$ 352	$ 363
Prorated Base, Supplemental and Concentration Rate per ADA								
Grades TK-3	$ 10,119	$ 10,951	$ 11,068	$ 11,323	$ 11,595	$ 11,950	$ 12,349	$ 12,737
Grades 4-6	$ 9,304	$ 10,069	$ 10,177	$ 10,411	$ 10,662	$ 10,988	$ 11,355	$ 11,712
Grades 7-8	$ 9,580	$ 10,367	$ 10,478	$ 10,719	$ 10,977	$ 11,313	$ 11,691	$ 12,058
Grades 9-12	$ 11,391	$ 12,327	$ 12,460	$ 12,746	$ 13,053	$ 13,452	$ 13,901	$ 14,337
Prorated Base Grants								
Grades TK-3	$ 9,166	$ 9,919	$ 10,025	$ 10,256	$ 10,503	$ 10,824	$ 11,186	$ 11,537
Grades 4-6	$ 9,304	$ 10,069	$ 10,177	$ 10,411	$ 10,662	$ 10,988	$ 11,355	$ 11,712
Grades 7-8	$ 9,580	$ 10,367	$ 10,478	$ 10,719	$ 10,977	$ 11,313	$ 11,691	$ 12,058
Grades 9-12	$ 11,102	$ 12,015	$ 12,144	$ 12,423	$ 12,722	$ 13,111	$ 13,549	$ 13,974
Prorated Grade Span Adjustment								
Grades TK-3	$ 953	$ 1,032	$ 1,043	$ 1,067	$ 1,092	$ 1,126	$ 1,163	$ 1,200
Grades 9-12	$ 289	$ 312	$ 316	$ 323	$ 331	$ 341	$ 352	$ 363
Supplemental Grant	20%	20%	20%	20%	20%	20%	20%	20%
Maximum - 1.00 ADA, 100% UPP								
Grades TK-3	$ 2,024	$ 2,190	$ 2,214	$ 2,265	$ 2,319	$ 2,390	$ 2,470	$ 2,547
Grades 4-6	$ 1,861	$ 2,014	$ 2,035	$ 2,082	$ 2,132	$ 2,198	$ 2,271	$ 2,342
Grades 7-8	$ 1,916	$ 2,073	$ 2,096	$ 2,144	$ 2,195	$ 2,263	$ 2,338	$ 2,412
Grades 9-12	$ 2,278	$ 2,465	$ 2,492	$ 2,549	$ 2,611	$ 2,690	$ 2,780	$ 2,867
Actual - 1.00 ADA, Local UPP as follows:	*71.81%*	*71.35%*	*72.79%*	*73.60%*	*73.63%*	*73.34%*	*0.00%*	*0.00%*
Grades TK-3	$ 1,453	$ 1,563	$ 1,611	$ 1,667	$ 1,707	$ 1,753	$ -	$ -
Grades 4-6	$ 1,336	$ 1,437	$ 1,482	$ 1,532	$ 1,570	$ 1,612	$ -	$ -
Grades 7-8	$ 1,376	$ 1,479	$ 1,525	$ 1,578	$ 1,616	$ 1,659	$ -	$ -
Grades 9-12	$ 1,636	$ 1,759	$ 1,814	$ 1,876	$ 1,922	$ 1,973	$ -	$ -
Concentration Grant (>55% population)	65%	65%	65%	65%	65%	65%	65%	65%
Maximum - 1.00 ADA, 100% UPP								
Grades TK-3	$ 6,577	$ 7,118	$ 7,194	$ 7,360	$ 7,537	$ 7,768	$ 8,027	$ 8,279
Grades 4-6	$ 6,048	$ 6,545	$ 6,615	$ 6,767	$ 6,930	$ 7,142	$ 7,381	$ 7,613
Grades 7-8	$ 6,227	$ 6,739	$ 6,811	$ 6,967	$ 7,135	$ 7,353	$ 7,599	$ 7,838
Grades 9-12	$ 7,404	$ 8,013	$ 8,099	$ 8,285	$ 8,484	$ 8,744	$ 9,036	$ 9,319
Actual - 1.00 ADA, Local UPP >55% as follows:	*16.8100%*	*16.3500%*	*17.7900%*	*18.6000%*	*18.6300%*	*18.3400%*	*0.0000%*	*0.0000%*
Grades TK-3	$ 1,106	$ 1,164	$ 1,280	$ 1,369	$ 1,404	$ 1,425	$ -	$ -
Grades 4-6	$ 1,017	$ 1,070	$ 1,177	$ 1,259	$ 1,291	$ 1,310	$ -	$ -
Grades 7-8	$ 1,047	$ 1,102	$ 1,212	$ 1,296	$ 1,329	$ 1,349	$ -	$ -
Grades 9-12	$ 1,245	$ 1,310	$ 1,441	$ 1,541	$ 1,581	$ 1,604	$ -	$ -

Yreka Union Elementary (70508) - 25/26 3RD INTERIM				5/1/2026				
DETAILED ADA CALCULATION	**2022-23**	**2023-24**	**2024-25**	**2025-26**	**2026-27**	**2027-28**	**2028-29**	**2029-30**
Third Prior Year ADA for the Hold Harmless (adjusted for current year charter shift)	2019-20 ADA	2020-21 ADA	2021-22 ADA	2022-23 ADA	2023-24 ADA	2024-25 ADA	2025-26 ADA	2026-27 ADA
Grades TK-3	417.93	417.93	404.80	420.03	391.44	393.41	395.31	367.72
Grades 4-6	286.07	286.07	252.75	252.66	240.97	237.31	225.91	225.47
Grades 7-8	207.46	207.46	191.83	141.02	156.86	167.07	140.94	150.04
Grades 9-12	-	-	-	-	-	-	-	-
LCFF Subtotal	911.46	911.46	849.38	813.71	789.27	797.79	762.16	743.23
NSS	-	-	-	-	-	-	-	-
Combined Subtotal	911.46	911.46	849.38	813.71	789.27	797.79	762.16	743.23
Second Prior Year ADA for the Hold Harmless (adjusted for current year charter shift)	2020-21 ADA	2021-22 ADA	2022-23 ADA	2023-24 ADA	2024-25 ADA	2025-26 ADA	2026-27 ADA	2027-28 ADA
Grades TK-3	417.93	404.80	420.03	391.44	393.41	395.31	367.72	350.21
Grades 4-6	286.07	252.75	252.66	240.97	237.31	225.91	225.47	223.61
Grades 7-8	207.46	191.83	141.02	156.86	167.07	140.94	150.04	151.88
Grades 9-12	-	-	-	-	-	-	-	-
LCFF Subtotal	911.46	849.38	813.71	789.27	797.79	762.16	743.23	725.70
NSS	-	-	-	-	-	-	-	-
Combined Subtotal	911.46	849.38	813.71	789.27	797.79	762.16	743.23	725.70
Prior Year ADA for the Hold Harmless (adjusted for current year charter shift)	2021-22 ADA	2022-23 ADA	2023-24 ADA	2024-25 ADA	2025-26 ADA	2026-27 ADA	2027-28 ADA	2028-29 ADA
Grades TK-3	404.80	420.03	391.44	393.41	395.31	367.72	350.21	-
Grades 4-6	252.75	252.66	240.97	237.31	225.91	225.47	223.61	-
Grades 7-8	191.83	141.02	156.86	167.07	140.94	150.04	151.88	-
Grades 9-12	-	-	-	-	-	-	-	-
LCFF Subtotal	849.38	813.71	789.27	797.79	762.16	743.23	725.70	-
NSS	-	-	-	-	-	-	-	-
Combined Subtotal	849.38	813.71	789.27	797.79	762.16	743.23	725.70	-
Net Adjustment to Prior Year ADA for Charter Shift								
Second Prior Year Net increase/(decrease) to prior year ADA due to Charter School Shift		-	-	-	-	-	-	-
Prior Year Net increase/(decrease) to prior year ADA due to Charter School Shift	-	-	-	-	-	-	-	-
Second prior year charter school shift percentage		-	-	-	-	-	-	-
Prior year charter school shift percentage		0%	0%	0%	0%	0%	0%	0%
Prior 3-Year Average ADA (if charter shift percentage > -50%, adjusted for +/- current year charter shift) - Effective beginning in 2022-23								
Grades TK-3	413.55	414.25	405.42	401.63	393.39	385.48	371.08	239.31
Grades 4-6	274.96	263.83	248.79	243.65	234.73	229.56	225.00	149.69
Grades 7-8	202.25	180.10	163.24	154.98	154.96	152.68	147.62	100.64
Grades 9-12	-	-	-	-	-	-	-	-
LCFF Subtotal	890.76	858.18	817.45	800.26	783.08	767.72	743.70	489.64
NSS	-	-	-	-	-	-	-	-
Combined Subtotal	890.76	858.18	817.45	800.26	783.08	767.72	743.70	489.64
Current Year Charter Shift ADA for the Hold Harmless and 3-prior year average	-	-	-	-	-	-	-	-
Current Year ADA								
Grades TK-3	420.03	391.44	393.41	395.31	367.72	350.21	-	-
Grades 4-6	252.66	240.97	237.31	225.91	225.47	223.61	-	-
Grades 7-8	141.02	156.86	167.07	140.94	150.04	151.88	-	-
Grades 9-12	-	-	-	-	-	-	-	-
LCFF Subtotal	813.71	789.27	797.79	762.16	743.23	725.70	-	-
NSS	-	-	-	-	-	-	-	-
Combined Subtotal	813.71	789.27	797.79	762.16	743.23	725.70	-	-
Change in LCFF ADA (excludes NSS ADA)	(35.67) Decline	(24.44) Decline	8.52 Increase	(35.63) Decline	(18.93) Decline	(17.53) Decline	(725.70) Decline	- No Change

Yreka Union Elementary (70508) - 25/26 3RD INTERIM				5/1/2026				
DETAILED ADA CALCULATION	**2022-23**	**2023-24**	**2024-25**	**2025-26**	**2026-27**	**2027-28**	**2028-29**	**2029-30**
Funded LCFF ADA (greater of current year, prior year or 3-prior year average)								
Grades TK-3	413.55	414.25	405.42	401.63	393.39	385.48	371.08	239.31
Grades 4-6	274.96	263.83	248.79	243.65	234.73	229.56	225.00	149.69
Grades 7-8	202.25	180.10	163.24	154.98	154.96	152.68	147.62	100.64
Grades 9-12	-	-	-	-	-	-	-	-
Subtotal	890.76	858.18	817.45	800.26	783.08	767.72	743.70	489.64
	3PY Average	*3PY Average*	*3PY Average*	*3PY Average*	*3PY Average*	*3PY Average*	*3PY Average*	*3PY Average*
Funded NSS ADA								
Grades TK-3	-	-	-	-	-	-	-	-
Grades 4-6	-	-	-	-	-	-	-	-
Grades 7-8	-	-	-	-	-	-	-	-
Grades 9-12	-	-	-	-	-	-	-	-
Subtotal	-	-	-	-	-	-	-	-
NPS, CDS, & COE Operated								
Grades TK-3	18.21	20.51	10.10	15.20	15.20	15.20	-	-
Grades 4-6	7.97	7.29	6.06	4.60	4.60	4.60	-	-
Grades 7-8	5.63	3.03	2.74	5.61	5.61	5.61	-	-
Grades 9-12	-	-	-	-	-	-	-	-
Subtotal	31.81	30.83	18.90	25.41	25.41	25.41	-	-
ACTUAL ADA ***(Current Year Only)***								
Grades TK-3	438.24	411.95	403.51	410.51	382.92	365.41	-	-
Grades 4-6	260.63	248.26	243.37	230.51	230.07	228.21	-	-
Grades 7-8	146.65	159.89	169.81	146.55	155.65	157.49	-	-
Grades 9-12	-	-	-	-	-	-	-	-
Total Actual ADA	845.52	820.10	816.69	787.57	768.64	751.11	-	-
TOTAL FUNDED ADA, LCFF & NSS								
Grades TK-3	431.76	434.76	415.52	416.83	408.59	400.68	371.08	239.31
Grades 4-6	282.93	271.12	254.85	248.25	239.33	234.16	225.00	149.69
Grades 7-8	207.88	183.13	165.98	160.59	160.57	158.29	147.62	100.64
Grades 9-12	-	-	-	-	-	-	-	-
Total Funded ADA	**922.57**	**889.01**	**836.35**	**825.67**	**808.49**	**793.13**	**743.70**	**489.64**
Funded Difference (Funded ADA less Actual ADA)	*77.05*	*68.91*	*19.66*	*38.10*	*39.85*	*42.02*	*743.70*	*489.64*
FUNDED ADA for the Transitional Kindergarten Add-on								
Current Year TK ADA	28.16	38.79	45.48	58.06	63.59	59.90	-	-

Yreka Union Elementary (70508) - 25/26 3RD INTERIM

Charts and Graphs

Charts and graphs provided on this tab represent one computational methodology and are not intended to set or communicate any standards of the California Department of Education (CDE) or the Fiscal Crisis and Management Assistance Team (FCMAT). **The Graphs tab remains unprotected to allow editing for local standards.**

2025-26

Change the fiscal year here to update all of the charts and graphics on this page that only display one fiscal year.

Components of LCFF Entitlement

	2025-26			
Base Grant	$ 8,580,903		825.67	ADA
Grade Span Adjustment	$ 444,758		$ 9,025,661	Adjusted Base Grant
Supplemental Grant	$ 1,328,578	73.60%		
Concentration Grant	$ 1,091,203	73.60%	$ 2,419,781	Supplemental & Concentration
Allowance: Necessary Small School	$ -		$ -	Allowance
Add-on: Targeted Instructional Improvement Block Grant	$ 54,464			
Add-on: Home-to-School Transportation	$ 124,276			
Add-on: Small School District Bus Replacement Program	$ -		$ 500,687	Add-ons
Add-on Economic Recovery Target	$ -			
Add-on: Transitional Kindergarten	$ 321,947			
Total	$ 11,946,129		$ 11,946,129	

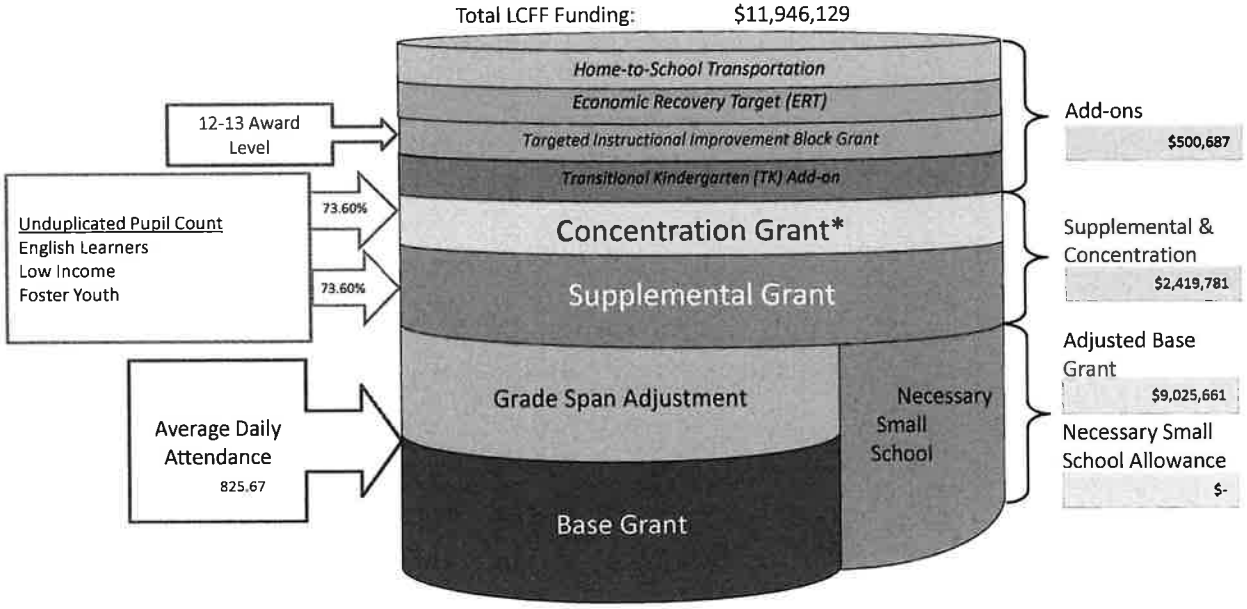

*Unduplicated Pupil Percentage must be above 55% to receive Concentration Grant funding

Supplemental Grant Calculation-EC 42238.02 (e)

Yreka Union Elementary (70508) - 25/26 3RD INTERIM

Charts and Graphs

2025-26	Base Grant *a*	Grade Span Adjustment *b*	Supplemental Grant Factor *c*	Maximum Supplemental Grant Rate per ADA (100% UPP) *d = (a+b) x c*	Unduplicated Pupil Percentage *e*	Effective Supplemental Grant Rate *f = (a+b) x c x e*	ADA *g*	Supplemental Grant *h = f x g*
*Grades TK-3	$ 10,256	$ 1,067	20.00%	$ 2,264.60	73.60%	$ 1,666.75	416.83	**694,750**
Grades 4-6	$ 10,411	$ -	20.00%	$ 2,082.20	73.60%	$ 1,532.50	248.25	**380,443**
Grades 7-8	$ 10,719	$ -	20.00%	$ 2,143.80	73.60%	$ 1,577.84	160.59	**253,385**
*Grades 9-12	$ 12,423	$ 323	20.00%	$ 2,549.20	73.60%	$ 1,876.21	-	-
*Base Grant + Grade Span								$ 1,328,578

Concentration Grant Calculation-EC 42238.02 (f)

2025-26	Base Grant *a*	Grade Span Adjustment *b*	Concentration Grant Factor *c*	Maximum Concentration Grant Rate per ADA (100% UPP) *d = (a+b) x c x 15%*	Unduplicated Pupil Percentage greater than 55% *e = UPP - 55%*	Effective Concentration Grant Rate *f = (a+b) x c x e*	ADA *g*	Concentration Grant *h = f x g*
*Grades TK-3	$ 10,256	$ 1,067	65.00%	$ 3,311.98	18.60%	$ 1,368.95	416.83	**570,620**
Grades 4-6	$ 10,411	$ -	65.00%	$ 3,045.22	18.60%	$ 1,258.69	248.25	**312,470**
Grades 7-8	$ 10,719	$ -	65.00%	$ 3,135.31	18.60%	$ 1,295.93	160.59	**208,113**
*Grades 9-12	$ 12,423	$ 323	65.00%	$ 3,728.21	18.60%	$ 1,540.99	-	-
*Base Grant + Grade Span								$ 1,091,203

Yreka Union Elementary (70508) - 25/26 3RD INTERIM

Charts and Graphs

Funding Sources	2022-23	2023-24	2024-25	2025-26	2026-27	2027-28	2028-29	2029-30
Excess Property Taxes	$ -	$ -	$ -	$ -	$ -	$ -	$ -	$ -
Additional State Aid to meet Minimum	$ -	$ -	$ -	$ -	$ -	$ -	$ -	$ -
EPA in Excess to LCFF	$ -	$ -	$ -	$ (0)	$ (0)	$ (0)	$ (0)	$ (0)
Economic Recovery Payment	$ -	$ -	$ -	$ -	$ -	$ -	$ -	$ -
LCFF Grant	$ 11,511,752	$ 12,019,954	$ 11,580,710	$ 11,946,129	$ 12,023,905	$ 12,121,432	$ 9,053,177	$ 6,209,043
Total General Purpose Funding	$ 11,511,752	$ 12,019,954	$ 11,580,710	$ 11,946,129	$ 12,023,905	$ 12,121,432	$ 9,053,177	$ 6,209,043

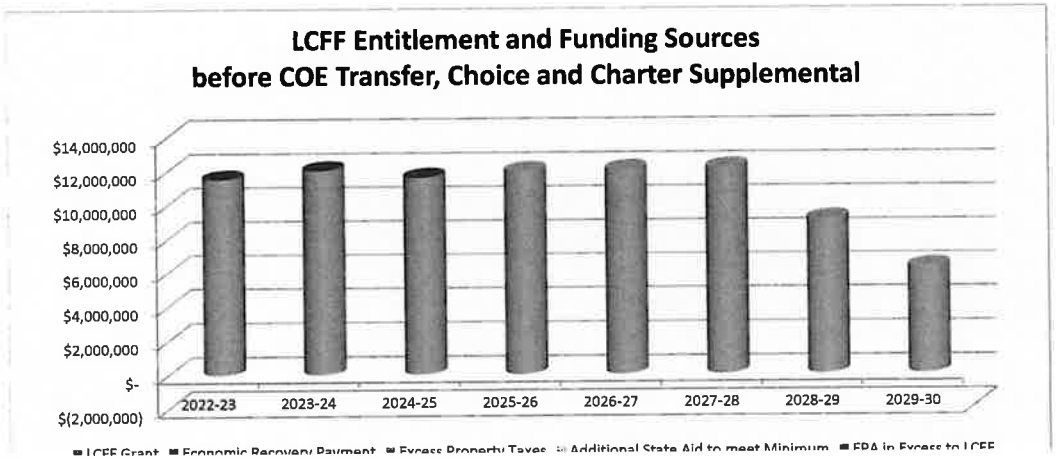

Yreka Union Elementary (70508) - 25/26 3RD INTERIM

Charts and Graphs

LCFF Entitlement per ADA	2022-23	2023-24	2024-25	2025-26	2026-27	2027-28	2028-29	2029-30
Funded ADA (LCFF & NSS)	922.57	889.01	836.35	825.67	808.49	793.13	743.70	489.64
LCFF Sources per ADA, including NSS	$ 12,477.92	$ 13,520.61	$ 13,846.73	$ 14,468.41	$ 14,872.05	$ 15,283.03	$ 12,173.16	$ 12,680.83
Net Dollar Change per ADA		$ 1,042.69	$ 326.12	$ 621.68	$ 403.65	$ 410.98	$ (3,109.88)	$ 507.68
Net Percent Change		8.36%	2.41%	4.49%	2.79%	2.76%	-20.35%	4.17%
Estimated LCFF Entitlement per ADA (excludes minimum state aid)	$ 12,477.92	$ 13,520.61	$ 13,846.73	$ 14,468.41	$ 14,872.05	$ 15,283.03	$ 12,173.16	$ 12,680.83
Net Change per ADA		$ 1,042.69	$ 326.12	$ 621.68	$ 403.65	$ 410.98	$ (3,109.88)	$ 507.68
Net Percent Change		8.36%	2.41%	4.49%	2.79%	2.76%	-20.35%	4.17%

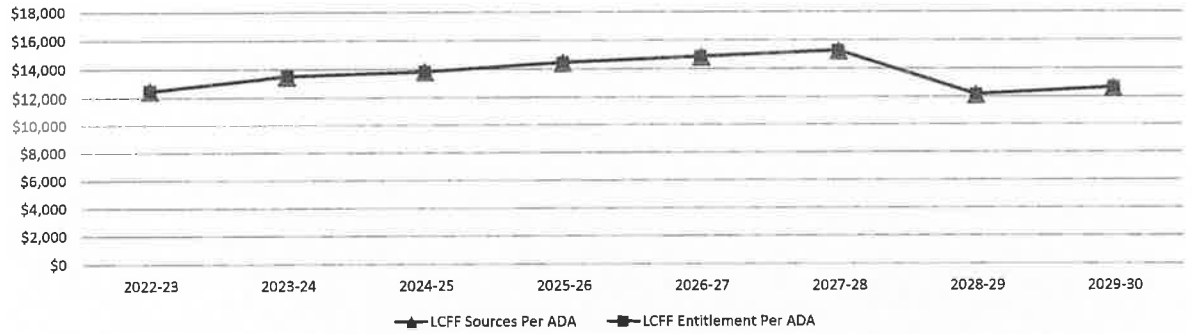

Student Summary, excluding COE	2022-23	2023-24	2024-25	2025-26	2026-27	2027-28	2028-29	2029-30
Enrollment	880	843	852	806	805	786	-	-
Unduplicated Pupil Count (UPC)	627	619	634	587	592	579	-	-
Average Daily Attendance (ADA)	845.52	820.10	816.69	787.57	768.64	751.11	-	-

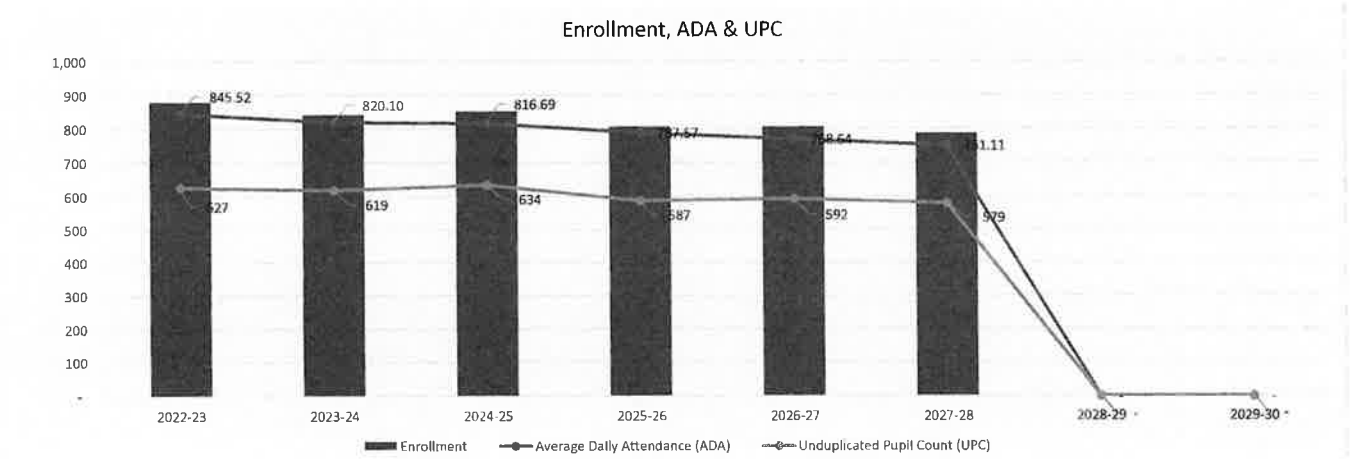

	ACCOUNT CLASSIFICATIONS SELECTED							FIELD RANGES SELECTED	
	FD	RESC	Y	OBJT	GOAL	FUNC	SCH LOCAL	FI	RANGE
1.	-	- -		-	-	-	-		
2.	-	- -		-	-	-	-		
3.	-	- -		-	-	-	-		
4.	-	- -		-	-	-	-		
5.	-	- -		-	-	-	-		
6.	-	- -		-	-	-	-		
7.	-	- -		-	-	-	-		
8.	-	- -		-	-	-	-		
9.	-	- -		-	-	-	-		
10.	-	- -		-	-	-	-		

Sort/Rollup Digit: FUND\0 RESOURCE\0
Page break on field: RESOURCE
By details: OBJECT , ALL FIELDS (Format 3 OBJECT All flds)
Abbreviation: FUNCTION
Show pennies: Yes Suppress lines with zeros in all columns: Yes
Restricted field: 02-RESOURCE
Lines per page: 63 Blank lines between each detail: 0
80 Column mode: No Replace Fiscal year with:
Year for Acct format: 2012 Sort detail lines by: Alpha
Include accounts?(Open/Closed/Both): Opened Collapse Objects by file: No

	* Column 1 *	* Column 2 *	* Column 3 *	* Column 4 *	* Column 5 *
Column Title1:	3RD INTER	YTD	YTD	TOTAL	REMAINING
Column Title2:	BUDGET	ACTUAL	ENCUMBER	** Blank **	BUDGET
Fiscal Year:	2026	2026	2026	2026	2026
Data Source:	Budget Dev M:15	G Ledger	G Ledger	Calculated	Calculated
Amount Types:	Budget	Actual-3	Actual-5	Actuals	Budget
Print Detail:	Yes	No	No	No	No
If Zero Print:	Blanks	Blanks	Blanks	Blanks	Blanks
Calc column:	None	None	None	2+3	1-4
Rest/Unr/Both:	Both	Both	Both	Both	Both
Budget Tfrs:	None	None	None	None	None
Bud Tfrs Date:	99/99/9999	99/99/9999	99/99/9999	99/99/9999	99/99/9999
GL Trans:	None	None	None	None	None
GL Trans Date:	99/99/9999	99/99/9999	99/99/9999	99/99/9999	99/99/9999
Suppress Line:	No	No	No	No	No

FUND :01 GENERAL FUND RESOURCE:0000 NO REPORTING REQUIREMENT

	FUNCTION	2025-2026 3RD INTER BUDGET	2025-2026 YTD ACTUAL	2025-2026 YTD ENCUMBER	CALC: 2+3 2025-2026 TOTAL	CALC: 1-4 2025-2026 REMAINING BUDGET
8011 STATE AID - CURRENT YEAR						
01-0000-0-8011-0000-0000-000-00000	REV/BAL	6,196,609.00	4,583,718.25		4,583,718.25	1,612,890.75
1st Interim Adj		1,232,395.00-				
DETAIL LINE		10,990.00				
LCFF STATE AID		7,418,014.00				
TOTAL:		6,196,609.00	4,583,718.25		4,583,718.25	1,612,890.75
8019 STATE AID - PRIOR YEAR						
01-0000-0-8019-0000-0000-000-00000	REV/BAL	175,308.44-				175,308.44-
2 of5 audit finding re-payment		175,308.44-				
TOTAL:		175,308.44-				175,308.44-
8021 HOME OWNERS EXEMPTION						
01-0000-0-8021-0000-0000-000-00000	REV/BAL	19,063.42	9,203.56		9,203.56	9,859.86
H.O. Exemptions		19,063.42				
TOTAL:		19,063.42	9,203.56		9,203.56	9,859.86
8022 TIMBER YIELD TAX						
01-0000-0-8022-0000-0000-000-00000	REV/BAL	1,450.55				1,450.55
Timber Yield Tax		1,450.55				
TOTAL:		1,450.55				1,450.55
8041 SECURED TAX ROLL						
01-0000-0-8041-0000-0000-000-00000	REV/BAL	2,872,589.87	1,720,093.39		1,720,093.39	1,152,496.48
Secured Tax Roll		2,872,589.87				
TOTAL:		2,872,589.87	1,720,093.39		1,720,093.39	1,152,496.48
8042 UNSECURED ROLL TAXES						
01-0000-0-8042-0000-0000-000-00000	REV/BAL	99,215.01	90,503.28		90,503.28	8,711.73
Unsecured Tax Roll		99,215.01				
TOTAL:		99,215.01	90,503.28		90,503.28	8,711.73
8044 SUPPLEMENTAL TAXES						
01-0000-0-8044-0000-0000-000-00000	REV/BAL	61,716.27				61,716.27
Supplemental Taxes		61,716.27				
TOTAL:		61,716.27				61,716.27
8045 EDUC REV AUGMENTATION FUND						
01-0000-0-8045-0000-0000-000-00000	REV/BAL	118,648.67-	396,381.44		396,381.44	515,030.11-
ERAF		118,648.67-				
TOTAL:		118,648.67-	396,381.44		396,381.44	515,030.11-
8260 FOREST RESERVE FUNDS						
01-0000-0-8260-0000-0000-000-00000	REV/BAL	233,629.44	26,227.32		26,227.32	207,402.12
FOREST RESERVE FUND		233,629.44				
TOTAL:		233,629.44	26,227.32		26,227.32	207,402.12
8550 MANDATED COST REIMBURSEMENTS						
01-0000-0-8550-0000-0000-000-00000	REV/BAL	32,275.41	31,186.00		31,186.00	1,089.41
1st Interim Adj		266.23-				

FUND :01 GENERAL FUND RESOURCE:0000 NO REPORTING REQUIREMENT

	FUNCTION	2025-2026 3RD INTER BUDGET	2025-2026 YTD ACTUAL	2025-2026 YTD ENCUMBER	CALC: 2+3 2025-2026 TOTAL	CALC: 1-4 2025-2026 REMAINING BUDGET
State Mandated Cost		32,541.64				
TOTAL:		32,275.41	31,186.00		31,186.00	1,089.41
8590 ALL OTHER STATE REVENUES						
01-0000-0-8590-0000-0000-000-00000	REV/BAL	83,453.00	2,704.50		2,704.50	80,748.50
DETAIL LINE		2,868.00				
Home to School Trans Addtnl		80,585.00				
TOTAL:		83,453.00	2,704.50		2,704.50	80,748.50
8660 INTEREST						
01-0000-0-8660-0000-0000-000-00000	REV/BAL	19,460.00	19,460.18		19,460.18	0.18-
DETAIL LINE		19,460.00				
TOTAL:		19,460.00	19,460.18		19,460.18	0.18-
8699 ALL OTHER LOCAL REVENUES						
01-0000-0-8699-0000-0000-000-00000	REV/BAL	813,464.46	256,933.10		256,933.10	556,531.36
CALPERS OPEB		194,050.52				
DETAIL LINE		47,764.83				
IRS SOLAR TAX REBATE		571,649.11				
01-0000-0-8699-0000-2460-000-00000	TECHNLG	2,857.00	2,857.00		2,857.00	
DETAIL LINE		2,857.00				
TOTAL:		816,321.46	259,790.10		259,790.10	556,531.36
8980 CONTRIBUTIONS FR UNRESTR REV						
01-0000-0-8980-0000-0000-000-00000	REV/BAL	1,493,989.37-				1,493,989.37-
RS 0053		251,681.00-				
RS 0156		25,000.00-				
RS 0230		405,784.30-				
RS 0230 ADDTL TRANSP		52,600.66-				
RS 4035		49,638.14-				
RS 6500		406,040.43-				
RS 8150		297,249.08-				
RS 9143		8.73-				
RS 9710		5,987.03-				
TOTAL:		1,493,989.37-				1,493,989.37-
TOTAL: 8xxx		8,647,836.95	7,139,268.02		7,139,268.02	1,508,568.93
1100 CERTIFICATED TEACHERS SALARIES						
01-0000-0-1100-1150-1000-000-00000	INSTR	29,990.00	3,756.29		3,756.29	26,233.71
Extra Duty		29,990.00				
01-0000-0-1100-1150-1000-002-00000	INSTR	514,022.00	404,225.65	123,125.82	527,351.47	13,329.47-
Baker, Annie		70,792.00				
Copeland, Jennifer		93,858.00				
Franklin, Jessica		59,914.00				
Graves, Jaime		85,650.00				
Jenner, Jenny		83,598.00				
Lathouwers, Lynn		60,296.00				
Scott, Vicki LCAP 1.2		59,914.00				
01-0000-0-1100-1150-1000-002-10002	INSTR	240,279.00	181,033.73	60,069.75	241,103.48	824.48-

FUND :01 GENERAL FUND RESOURCE:0000 NO REPORTING REQUIREMENT

	FUNCTION	2025-2026 3RD INTER BUDGET	2025-2026 YTD ACTUAL	2025-2026 YTD ENCUMBER	CALC: 2+3 2025-2026 TOTAL	CALC: 1-4 2025-2026 REMAINING BUDGET
Heller, KatieLCAP 1.2		60,682.00				
Horvath, CherylLCAP 1.2		96,778.00				
McKay, TammyLCAP 1.2		82,819.00				
01-0000-0-1100-1150-1000-002-20002	INSTR	86,481.00	64,860.75	21,620.25	86,481.00	
Heilmann, KimLCAP 2.2		86,481.00				
01-0000-0-1100-1150-1000-003-00000	INSTR	609,164.40	471,126.45	144,898.52	616,024.97	6,860.57-
Colburn, Kayla		36,409.20				
Fitzpatrick, Debbie		95,680.00				
Freitas, Mary		96,830.00				
Gamache, Heather		36,409.20				
Martin, Lindsay		91,628.00				
McNames, Katie		94,778.00				
Mitrovich, Sarah		78,715.00				
West, Jennifer		78,715.00				
01-0000-0-1100-1150-1000-004-00000	INSTR	603,110.99	427,201.51	134,369.94	561,571.45	41,539.54
Anderson, Hillary		73,338.00				
Bal, Emma		59,914.00				
ELPAC		2,219.04				
Edmiston, Mike		59,914.00				
Gliatto, Scott		41,841.00				
Lead Teacher- Jackson St		2,340.75				
Mendenhall, Simon		78,715.00				
O'Reilly, Amber		90,674.00				
Perham, Jennifer		61,068.00				
Vacancy (CDS)		61,068.00				
Young, Kathryn		72,019.20				
01-0000-0-1100-1150-1000-004-10002	INSTR	641,313.00	479,785.06	160,328.31	640,113.37	1,199.63
Betts, AlainaLCAP 1.2		61,449.00				
Justice, TracyLCAP 1.2		102,986.00				
Sandahl, ElizabethLCAP 1.2		102,934.00				
Sarti, DonyaLCAP 1.2		102,986.00				
Solano, JulieLCAP 1.2		95,732.00				
Wheeler, KimLCAP 1.2		89,576.00				
Yandell, Sandy LCAP 1.2		85,650.00				
01-0000-0-1100-1150-4000-000-00000	ANCILSE	4,717.70	1,677.60		1,677.60	3,040.10
Graduation/Fundraising Suprvsr		1,260.14				
Gym Supervisor		1,337.73				
Outdoor School		1,000.00				
Yearbook Supervisor		1,119.83				
01-0000-0-1100-1150-4000-002-00000	ANCILSE	6,255.42				6,255.42
ELPAC		4,438.08				
Music Activities Supervisor		1,817.34				
01-0000-0-1100-1150-4000-004-00000	ANCILSE	17,356.06	5,032.80		5,032.80	12,323.26
GATE Prog Coordinator		1,000.00				
Music Activities Supervisor		1,817.34				
Student Activities Adv ASB		14,538.72				
TOTAL:		2,752,689.57	2,038,699.84	644,412.59	2,683,112.43	69,577.14
1170 CERTIFICATED TEACHER SUBSTITUT						
01-0000-0-1170-1150-1000-000-00000	INSTR	150,000.00	153,182.54		153,182.54	3,182.54-

FUND :01 GENERAL FUND RESOURCE:0000 NO REPORTING REQUIREMENT

	FUNCTION	2025-2026 3RD INTER BUDGET	2025-2026 YTD ACTUAL	2025-2026 YTD ENCUMBER	CALC: 2+3 2025-2026 TOTAL	CALC: 1-4 2025-2026 REMAINING BUDGET
3rd Interim		30,000.00				
Subs District Wide		120,000.00				
TOTAL:		150,000.00	153,182.54		153,182.54	3,182.54-
1300 CERTIFICATED SUPERV & ADM SAL						
01-0000-0-1300-0000-2700-002-00000	SCH ADM	78,937.50	72,131.21	13,096.24	85,227.45	6,289.95-
Amy, Dunlap		78,937.50				
01-0000-0-1300-0000-2700-003-00000	SCH ADM	78,937.50	67,981.30	13,096.26	81,077.56	2,140.06-
Amy, Dunlap		78,937.50				
01-0000-0-1300-0000-2700-004-00000	SCH ADM	137,536.00	119,613.40	22,862.68	142,476.08	4,940.08-
Fussel, Stacey		137,536.00				
01-0000-0-1300-0000-7150-000-00000	SUPT	105,335.00	87,882.60	17,476.52	105,359.12	24.12-
Carver, Jami		105,335.00				
TOTAL:		400,746.00	347,608.51	66,531.70	414,140.21	13,394.21-
1900 OTHER CERTIFICATED SALARIES						
01-0000-0-1900-1300-4200-000-00000	SCH ATH	4,085.20	8,000.00		8,000.00	3,914.80-
7th Volleyball Coach		1,497.85				
8th Volleyball Coach		1,497.85				
Athletic Laundry		1,089.50				
01-0000-0-1900-1300-4200-004-00000	SCH ATH		1,497.85		1,497.85	1,497.85-
01-0000-0-1900-1300-4200-004-00506	SCH ATH		4,698.28		4,698.28	4,698.28-
TOTAL:		4,085.20	14,196.13		14,196.13	10,110.93-
TOTAL: 1xxx		3,307,520.77	2,553,687.02	710,944.29	3,264,631.31	42,889.46
2100 INSTRUCTIONAL AIDE SALARIES						
01-0000-0-2100-1150-1000-002-00000	INSTR	148,865.40	53,506.85	13,233.83	66,740.68	82,124.72
Conner, Kiersten		8,709.65				
Howell, Madison		8,243.32				
Jerry, Tracey		24,076.71				
Kwasnikow, Shelina		23,951.53				
Maytum, Annie		21,320.28				
McClure, Hailey		5,397.63				
O'Brien, Becky		26,837.12				
Para-Vacant		30,329.16				
01-0000-0-2100-1150-1000-002-10005	INSTR	24,667.56	21,211.77	4,768.82	25,980.59	1,313.03-
Knight, Cheryl		3,207.89				
Schuck, Haley		21,459.67				
01-0000-0-2100-1150-1000-002-20002	INSTR	33,301.61	23,115.79	7,659.36	30,775.15	2,526.46
Tanner, JamieLCAP 2.2		33,301.61				
01-0000-0-2100-1150-1000-003-00000	INSTR	155,103.16	98,650.53	19,519.32	118,169.85	36,933.31
Juelfs, Randi		24,917.05				
Leyva, Monica		27,679.31				
Osterberg, Christina		24,140.54				
Rizzardo, Marissa		27,320.27				
Saul, Brittany		24,917.05				
Shonk, Rebekah		8,709.65				
Torres, Veronica		17,419.29				
01-0000-0-2100-1150-1000-003-10005	INSTR	26,526.01	19,894.50	6,631.50	26,526.00	0.01

FUND :01 GENERAL FUND RESOURCE:0000 NO REPORTING REQUIREMENT

	FUNCTION	2025-2026 3RD INTER BUDGET	2025-2026 YTD ACTUAL	2025-2026 YTD ENCUMBER	CALC: 2+3 2025-2026 TOTAL	CALC: 1-4 2025-2026 REMAINING BUDGET
Kimball, KarriLCAP 1.5		26,526.01				
01-0000-0-2100-1150-1000-003-20002	INSTR	24,854.71	18,601.72	1,786.23	20,387.95	4,466.76
Morales, ChelsieLCAP 2.2		24,854.71				
01-0000-0-2100-1150-1000-004-00000	INSTR	77,526.92	46,008.09	14,928.21	60,936.30	16,590.62
Clifford, Robert		17,439.70				
Luquin, Jordan		25,168.40				
Moore, Erin		7,701.67				
Ruiz, Cheyenne		27,217.15				
01-0000-0-2100-1150-1000-004-20002	INSTR	69,363.91	56,289.26	15,330.05	71,619.31	2,255.40-
Ahonen, Peter		36,627.99				
Crowley, Ashley LCAP 2.2		12,585.20				
Higgs, ShellyLCAP 2.2		20,150.72				
01-0000-0-2100-1150-4000-004-00000	ANCILSE		1,422.96		1,422.96	1,422.96-
TOTAL:		560,209.28	338,701.47	83,857.32	422,558.79	137,650.49
2170 INSTRUCTIONAL AIDE SUBSTITUTE						
01-0000-0-2170-1150-1000-000-00000	INSTR	60,000.00	18,008.03		18,008.03	41,991.97
Classified Subs District Wide		60,000.00				
01-0000-0-2170-1150-1000-002-00000	INSTR		384.48		384.48	384.48-
01-0000-0-2170-1150-1000-003-00000	INSTR		3,316.63		3,316.63	3,316.63-
TOTAL:		60,000.00	21,709.14		21,709.14	38,290.86
2200 CLASSIFIED SUPPORT SALARIES						
01-0000-0-2200-0000-2420-000-00000	INSTMED	49,436.70	39,198.02	12,359.19	51,557.21	2,120.51-
Mott, Lisa		49,436.70				
01-0000-0-2200-0000-7200-000-00000	GEN ADM		3,700.00		3,700.00	3,700.00-
01-0000-0-2200-0000-8200-000-00000	OPER	115,397.51	83,673.20	9,186.66	92,859.86	22,537.65
Acting Maintn Dirctr		14,400.00				
Athletic Maintenance		500.00				
Maintn Cell Stip		360.00				
McVae, Jason-Head Maint		66,391.62				
Q, Aimee Rose		33,745.89				
01-0000-0-2200-0000-8200-002-00000	OPER	90,201.10	75,828.91	14,231.02	90,059.93	141.17
Creager, Jim		42,756.41				
Filaccio, Richard		47,444.69				
01-0000-0-2200-0000-8200-003-00000	OPER	42,578.72	41,660.24	7,498.24	49,158.48	6,579.76-
Betz, Richard		42,578.72				
01-0000-0-2200-0000-8200-004-00000	OPER	103,372.22	134,482.48	24,772.48	159,254.96	55,882.74-
Higglin, John		46,045.36				
Stier, John		45,460.82				
Withem, Kyle		11,866.04				
01-0000-0-2200-1150-3140-000-00000	HLTHSER	66,882.79	51,669.50	11,721.76	63,391.26	3,491.53
Aleman, Carmen		32,591.38				
Bear, Avery		34,291.41				
TOTAL:		467,869.04	430,212.35	79,769.35	509,981.70	42,112.66-
2300 CLASSIFIED SUPERV & ADMIN SAL						
01-0000-0-2300-0000-2460-000-00000	TECHNLG	84,368.73	67,515.62	13,290.66	80,806.28	3,562.45
Chhom, Vianna		84,368.73				
01-0000-0-2300-0000-7200-000-00000	GEN ADM	230,860.69	166,286.23	37,690.66	203,976.89	26,883.80

FUND :01 GENERAL FUND RESOURCE:0000 NO REPORTING REQUIREMENT

	FUNCTION	2025-2026 3RD INTER BUDGET	2025-2026 YTD ACTUAL	2025-2026 YTD ENCUMBER	CALC: 2+3 2025-2026 TOTAL	CALC: 1-4 2025-2026 REMAINING BUDGET
Emily Lipke		124,014.00				
Hagerman, Beth		106,846.69				
TOTAL:		315,229.42	233,801.85	50,981.32	284,783.17	30,446.25
2400 CLERICAL/TECHNICAL/OFFICE SAL						
01-0000-0-2400-0000-2700-002-00000	SCH ADM	106,766.49	84,729.84	26,691.63	111,421.47	4,654.98-
Genevieve Bonnet		52,899.56				
Pom, Vera		53,866.93				
01-0000-0-2400-0000-2700-003-00000	SCH ADM	58,025.08	44,351.21	13,272.72	57,623.93	401.15
Morales, Chelsie		5,900.86				
Thorne, Alyssa		52,124.22				
01-0000-0-2400-0000-2700-004-00000	SCH ADM	115,253.24	91,258.93	24,561.94	115,820.87	567.63-
Clarke, Kaila		52,899.56				
Morgan, Lesley		62,353.68				
01-0000-0-2400-0000-7200-000-00000	GEN ADM	77,663.17	63,640.37	12,458.00	76,098.37	1,564.80
Gibbons, Phyllis		77,663.17				
TOTAL:		357,707.98	283,980.35	76,984.29	360,964.64	3,256.66-
2470 CLERICAL & OFFICE SUBSTITUTE						
01-0000-0-2470-0000-2700-000-00000	SCH ADM	2,000.00	461.08		461.08	1,538.92
Secretary Subs		2,000.00				
01-0000-0-2470-0000-7200-000-00000	GEN ADM	2,000.00				2,000.00
Ex Assistant Sub		2,000.00				
TOTAL:		4,000.00	461.08		461.08	3,538.92
2900 OTHER CLASSIFIED SALARIES						
01-0000-0-2900-0000-7200-000-00000	GEN ADM	6,000.00	5,000.00		5,000.00	1,000.00
Sub Scheduling		6,000.00				
01-0000-0-2900-1150-1000-000-00506	INSTR		2,776.30		2,776.30	2,776.30-
01-0000-0-2900-1150-4200-004-00506	SCH ATH		99.00		99.00	99.00-
01-0000-0-2900-1300-4200-000-00000	SCH ATH	19,785.91	5,995.70		5,995.70	13,790.21
Athletic Director -		5,000.00				
Cheerleader Coach		2,472.55				
Cross Country Coach x2		2,995.70				
Head Basketball Coach		2,427.55				
Intraml Basketball Coach 6-8th		1,198.28				
Intraml Bsktball Suprvsr 4-5th		1,198.28				
Ski Club Advisor		1,497.85				
Track Coach x2		2,995.70				
01-0000-0-2900-1300-4200-000-00506	SCH ATH	2,000.00	1,198.28		1,198.28	801.72
Score board		2,000.00				
01-0000-0-2900-1300-4200-004-00506	SCH ATH		5,696.13		5,696.13	5,696.13-
TOTAL:		27,785.91	20,765.41		20,765.41	7,020.50
TOTAL: 2xxx		1,792,801.63	1,329,631.65	291,592.28	1,621,223.93	171,577.70
3101 STRS CERTIFICATED						
01-0000-0-3101-0000-2700-002-00000	SCH ADM	15,077.06	5,837.00	2,501.38	8,338.38	6,738.68
*Amy, Dunlap		15,077.06				
01-0000-0-3101-0000-2700-003-00000	SCH ADM	15,077.06	12,984.40	2,501.39	15,485.79	408.73-

FUND :01 GENERAL FUND RESOURCE:0000 NO REPORTING REQUIREMENT

	FUNCTION	2025-2026 3RD INTER BUDGET	2025-2026 YTD ACTUAL	2025-2026 YTD ENCUMBER	CALC: 2+3 2025-2026 TOTAL	CALC: 1-4 2025-2026 REMAINING BUDGET
*Amy, Dunlap		15,077.06				
01-0000-0-3101-0000-2700-004-00000	SCH ADM	26,269.38	22,788.80	4,366.77	27,155.57	886.19-
*Fussel, Stacey		26,269.38				
01-0000-0-3101-0000-7150-000-00000	SUPT	20,118.99	15,020.99	3,338.02	18,359.01	1,759.98
*Carver, Jami		20,118.99				
01-0000-0-3101-1150-1000-000-00000	INSTR	34,378.09	4,689.43		4,689.43	29,688.66
*3rd Interim		5,730.00				
*Extra Duty		5,728.09				
*Subs District Wid		22,920.00				
01-0000-0-3101-1150-1000-002-00000	INSTR	98,178.20	48,802.48	11,313.73	60,116.21	38,061.99
*Baker, Annie		13,521.27				
*Copeland, Jennife		17,926.88				
*Franklin, Jessica		11,443.57				
*Graves, Jaime		16,359.15				
*Jenner, Jenny		15,967.22				
*Lathouwers, Lynn		11,516.54				
*Scott, Vicki LCAP		11,443.57				
01-0000-0-3101-1150-1000-002-10002	INSTR	45,893.29	28,066.14	6,236.91	34,303.05	11,590.24
*Heller, KatieLCAP		11,590.26				
*Horvath, CherylLC		18,484.60				
*McKay, TammyLCAP		15,818.43				
01-0000-0-3101-1150-1000-002-20002	INSTR	16,517.87	13,514.67	3,003.25	16,517.92	0.05-
*Heilmann, KimLCAP		16,517.87				
01-0000-0-3101-1150-1000-003-00000	INSTR	116,350.42	88,850.14	19,820.50	108,670.64	7,679.78
*Colburn, Kayla		6,954.16				
*Fitzpatrick, Debb		18,274.88				
*Freitas, Mary		18,494.53				
*Gamache, Heather		6,954.16				
*Martin, Lindsay		17,500.95				
*McNames, Katie		18,102.60				
*Mitrovich, Sarah		15,034.57				
*West, Jennifer		15,034.57				
01-0000-0-3101-1150-1000-004-00000	INSTR	115,194.20	63,362.32	14,503.90	77,866.22	37,327.98
*Anderson, Hillary		14,007.56				
*Bal, Emma		11,443.57				
*ELPAC		423.84				
*Edmiston, Mike		11,443.57				
*Gliatto, Scott		7,991.63				
*Lead Teacher- Jac		447.08				
*Mendenhall, Simon		15,034.57				
*O'Reilly, Amber		17,318.73				
*Perham, Jennifer		11,663.99				
*Vacancy (CDS)		11,663.99				
*Young, Kathryn		13,755.67				
01-0000-0-3101-1150-1000-004-10002	INSTR	122,490.79	97,269.72	22,271.04	119,540.76	2,950.03
*Betts, AlainaLCAP		11,736.76				
*Justice, TracyLCA		19,670.33				
*Sandahl, Elizabet		19,660.39				
*Sarti, DonyaLCAP		19,670.33				
*Solano, JulieLCAP		18,284.81				

FUND :01 GENERAL FUND RESOURCE:0000 NO REPORTING REQUIREMENT

	FUNCTION	2025-2026 3RD INTER BUDGET	2025-2026 YTD ACTUAL	2025-2026 YTD ENCUMBER	CALC: 2+3 2025-2026 TOTAL	CALC: 1-4 2025-2026 REMAINING BUDGET
*Wheeler, KimLCAP		17,109.02				
*Yandell, Sandy LC		16,359.15				
01-0000-0-3101-1150-4000-000-00000	ANCILSE	901.09	138.40		138.40	762.69
*Graduation/Fundra		240.69				
*Gym Supervisor		255.51				
*Outdoor School		191.00				
*Yearbook Supervis		213.89				
01-0000-0-3101-1150-4000-002-00000	ANCILSE	1,194.79				1,194.79
*ELPAC		847.68				
*Music Activities		347.11				
01-0000-0-3101-1150-4000-004-00000	ANCILSE	3,315.01	961.28		961.28	2,353.73
*GATE Prog Coordin		191.00				
*Music Activities		347.11				
*Student Activitie		2,776.90				
01-0000-0-3101-1300-4200-000-00000	SCH ATH	780.27	477.50		477.50	302.77
*7th Volleyball Co		286.09				
*8th Volleyball Co		286.09				
*Athletic Laundry		208.09				
01-0000-0-3101-1300-4200-004-00000	SCH ATH		286.09		286.09	286.09-
01-0000-0-3101-1300-4200-004-00506	SCH ATH		228.87		228.87	228.87-
TOTAL:		631,736.51	403,278.23	89,856.89	493,135.12	138,601.39
3102 STRS CLASSIFIED						
01-0000-0-3102-1150-1000-000-00506	INSTR		92.18		92.18	92.18-
TOTAL:			92.18		92.18	92.18-
3201 PERS CERTIFICATED						
01-0000-0-3201-1150-1000-000-00000	INSTR		394.11		394.11	394.11-
01-0000-0-3201-1150-1000-002-00000	INSTR		41,823.58	9,291.84	51,115.42	51,115.42-
01-0000-0-3201-1150-1000-002-10002	INSTR		13,531.86	2,957.97	16,489.83	16,489.83-
01-0000-0-3201-1150-1000-003-00000	INSTR		8,070.04	1,774.78	9,844.82	9,844.82-
01-0000-0-3201-1150-1000-004-00000	INSTR		26,921.12	5,841.06	32,762.18	32,762.18-
01-0000-0-3201-1150-1000-004-10002	INSTR		160.03		160.03	160.03-
TOTAL:			90,900.74	19,865.65	110,766.39	110,766.39-
3202 PERS CLASSIFIED						
01-0000-0-3202-0000-2420-000-00000	INSTMED	13,253.98	11,147.50	2,409.81	13,557.31	303.33-
*Mott, Lisa		13,253.98				
01-0000-0-3202-0000-2460-000-00000	TECHNLG	22,619.26	17,816.10	3,563.23	21,379.33	1,239.93
*Chhom, Vianna		22,619.26				
01-0000-0-3202-0000-2700-000-00000	SCH ADM	536.20				536.20
*Secretary Subs		536.20				
01-0000-0-3202-0000-2700-002-00000	SCH ADM	28,624.09	23,500.19	5,204.37	28,704.56	80.47-
*Genevieve Bonnet		14,182.37				
*Pom, Vera		14,441.72				
01-0000-0-3202-0000-2700-003-00000	SCH ADM	15,556.52	12,783.42	2,718.22	15,501.64	54.88
*Morales, Chelsie		1,582.02				
*Thorne, Alyssa		13,974.50				
01-0000-0-3202-0000-2700-004-00000	SCH ADM	30,899.39	25,281.36	5,618.07	30,899.43	0.04-
*Clarke, Kaila		14,182.37				

FUND :01 GENERAL FUND RESOURCE:0000 NO REPORTING REQUIREMENT

	FUNCTION	2025-2026 3RD INTER BUDGET	2025-2026 YTD ACTUAL	2025-2026 YTD ENCUMBER	CALC: 2+3 2025-2026 TOTAL	CALC: 1-4 2025-2026 REMAINING BUDGET
*Morgan, Lesley		16,717.02				
01-0000-0-3202-0000-7200-000-00000	GEN ADM	84,860.05	61,214.37	13,444.85	74,659.22	10,200.83
*Emily Lipke		33,248.15				
*Ex Assistant Sub		536.20				
*Gibbons, Phyllis		20,821.50				
*Hagerman, Beth		28,645.60				
*Sub Scheduling		1,608.60				
01-0000-0-3202-0000-8200-000-00000	OPER	30,938.08	12,314.70	2,462.94	14,777.64	16,160.44
*Acting Maintn Dir		3,860.64				
*Athletic Maintena		134.05				
*Maintn Cell Stip		96.52				
*McVae, Jason-Head		17,799.60				
*Q, Aimee Rose		9,047.27				
01-0000-0-3202-0000-8200-002-00000	OPER	24,182.91	20,329.74	4,205.18	24,534.92	352.01-
*Creager, Jim		11,462.99				
*Filaccio, Richard		12,719.92				
01-0000-0-3202-0000-8200-003-00000	OPER	11,415.35	9,933.84	2,278.98	12,212.82	797.47-
*Betz, Richard		11,415.35				
01-0000-0-3202-0000-8200-004-00000	OPER	27,714.10	33,522.18	6,798.97	40,321.15	12,607.05-
*Higglin, John		12,344.76				
*Stier, John		12,188.05				
*Withem, Kyle		3,181.29				
01-0000-0-3202-1150-1000-000-00000	INSTR	16,086.00	441.77		441.77	15,644.23
*Classified Subs D		16,086.00				
01-0000-0-3202-1150-1000-000-00506	INSTR		106.51		106.51	106.51-
01-0000-0-3202-1150-1000-002-00000	INSTR	39,910.82	14,931.56	2,789.52	17,721.08	22,189.74
*Conner, Kiersten		2,335.06				
*Howell, Madison		2,210.03				
*Jerry, Tracey		6,454.97				
*Kwasnikow, Shelin		6,421.41				
*Maytum, Annie		5,715.97				
*McClure, Hailey		1,447.10				
*O'Brien, Becky		7,195.03				
*Para-Vacant		8,131.25				
01-0000-0-3202-1150-1000-002-10005	INSTR	6,613.38	5,743.73	1,278.52	7,022.25	408.87-
*Knight, Cheryl		860.04				
*Schuck, Haley		5,753.34				
01-0000-0-3202-1150-1000-002-20002	INSTR	8,928.16	6,757.40	1,493.43	8,250.83	677.33
*Tanner, JamieLCAP		8,928.16				
01-0000-0-3202-1150-1000-003-00000	INSTR	41,583.15	27,441.37	4,510.62	31,951.99	9,631.16
*Juelfs, Randi		6,680.26				
*Leyva, Monica		7,420.82				
*Osterberg, Christ		6,472.08				
*Rizzardo, Marissa		7,324.56				
*Saul, Brittany		6,680.26				
*Shonk, Rebekah		2,335.06				
*Torres, Veronica		4,670.11				
01-0000-0-3202-1150-1000-003-10005	INSTR	7,111.62	5,818.59	1,293.02	7,111.61	0.01
*Kimball, KarriLCA		7,111.62				
01-0000-0-3202-1150-1000-003-20002	INSTR	6,663.55	4,734.92	815.89	5,550.81	1,112.74

FUND :01 GENERAL FUND RESOURCE:0000 NO REPORTING REQUIREMENT

	FUNCTION	2025-2026 3RD INTER BUDGET	2025-2026 YTD ACTUAL	2025-2026 YTD ENCUMBER	CALC: 2+3 2025-2026 TOTAL	CALC: 1-4 2025-2026 REMAINING BUDGET
*Morales, ChelsieL		6,663.55				
01-0000-0-3202-1150-1000-004-00000	INSTR	20,784.97	11,694.46	4,127.64	15,822.10	4,962.87
*Clifford, Robert		4,675.58				
*Luquin, Jordan		6,747.65				
*Moore, Erin		2,064.82				
*Ruiz, Cheyenne		7,296.92				
01-0000-0-3202-1150-1000-004-20002	INSTR	18,596.46	15,656.28	3,440.44	19,096.72	500.26-
*Ahonen, Peter		9,819.96				
*Crowley, Ashley L		3,374.09				
*Higgs, ShellyLCAP		5,402.41				
01-0000-0-3202-1150-3140-000-00000	HLTHSER	17,931.28	13,805.64	3,142.60	16,948.24	983.04
*Aleman, Carmen		8,737.75				
*Bear, Avery		9,193.53				
01-0000-0-3202-1300-4200-000-00000	SCH ATH	5,304.61				5,304.61
*Athletic Director		1,340.50				
*Cheerleader Coach		662.89				
*Cross Country Coa		803.15				
*Head Basketball C		650.83				
*Intraml Basketbal		321.26				
*Intraml Bsktball		321.26				
*Ski Club Advisor		401.57				
*Track Coach x2		803.15				
01-0000-0-3202-1300-4200-000-00506	SCH ATH	536.20				536.20
*Score board		536.20				
TOTAL:		480,650.13	334,975.63	71,596.30	406,571.93	74,078.20
3301 SOCIAL SECURITY CERTIFICATED						
01-0000-0-3301-1150-1000-000-00000	INSTR		6,056.18		6,056.18	6,056.18-
01-0000-0-3301-1150-1000-002-00000	INSTR		8,984.70	2,954.62	11,939.32	11,939.32-
01-0000-0-3301-1150-1000-002-10002	INSTR		2,872.79	940.57	3,813.36	3,813.36-
01-0000-0-3301-1150-1000-003-00000	INSTR		1,712.31	564.34	2,276.65	2,276.65-
01-0000-0-3301-1150-1000-004-00000	INSTR		6,194.76	1,857.34	8,052.10	8,052.10-
01-0000-0-3301-1150-1000-004-10002	INSTR		37.01		37.01	37.01-
01-0000-0-3301-1300-4200-000-00000	SCH ATH		155.00		155.00	155.00-
01-0000-0-3301-1300-4200-004-00506	SCH ATH		217.00		217.00	217.00-
TOTAL:			26,229.75	6,316.87	32,546.62	32,546.62-
3302 SOCIAL SECURITY CLASSIFIED						
01-0000-0-3302-0000-2420-000-00000	INSTMED	3,065.08	2,408.57	766.27	3,174.84	109.76-
*Mott, Lisa		3,065.08				
01-0000-0-3302-0000-2460-000-00000	TECHNLG	5,230.86	3,803.15	824.02	4,627.17	603.69
*Chhom, Vianna		5,230.86				
01-0000-0-3302-0000-2700-000-00000	SCH ADM	124.00	28.59		28.59	95.41
*Secretary Subs		124.00				
01-0000-0-3302-0000-2700-002-00000	SCH ADM	6,619.52	5,253.19	1,654.88	6,908.07	288.55-
*Genevieve Bonnet		3,279.77				
*Pom, Vera		3,339.75				
01-0000-0-3302-0000-2700-003-00000	SCH ADM	3,597.55	2,749.80	899.29	3,649.09	51.54-
*Morales, Chelsie		365.85				
*Thorne, Alyssa		3,231.70				

FUND :01 GENERAL FUND RESOURCE:0000 NO REPORTING REQUIREMENT

	FUNCTION	2025-2026 3RD INTER BUDGET	2025-2026 YTD ACTUAL	2025-2026 YTD ENCUMBER	CALC: 2+3 2025-2026 TOTAL	CALC: 1-4 2025-2026 REMAINING BUDGET
01-0000-0-3302-0000-2700-004-00000	SCH ADM	7,145.70	5,167.25	1,522.83	6,690.08	455.62
*Clarke, Kaila		3,279.77				
*Morgan, Lesley		3,865.93				
01-0000-0-3302-0000-7200-000-00000	GEN ADM	19,624.48	14,794.87	3,109.22	17,904.09	1,720.39
*Emily Lipke		7,688.87				
*Ex Assistant Sub		124.00				
*Gibbons, Phyllis		4,815.12				
*Hagerman, Beth		6,624.49				
*Sub Scheduling		372.00				
01-0000-0-3302-0000-8200-000-00000	OPER	7,154.65	5,187.77	569.57	5,757.34	1,397.31
*Acting Maintn Dir		892.80				
*Athletic Maintena		31.00				
*Maintn Cell Stip		22.32				
*McVae, Jason-Head		4,116.28				
*Q, Aimee Rose		2,092.25				
01-0000-0-3302-0000-8200-002-00000	OPER	5,592.47	4,701.39	1,037.70	5,739.09	146.62-
*Creager, Jim		2,650.90				
*Filaccio, Richard		2,941.57				
01-0000-0-3302-0000-8200-003-00000	OPER	2,639.88	2,582.94	562.95	3,145.89	506.01-
*Betz, Richard		2,639.88				
01-0000-0-3302-0000-8200-004-00000	OPER	6,409.07	8,337.96	1,603.12	9,941.08	3,532.01-
*Higglin, John		2,854.81				
*Stier, John		2,818.57				
*Withem, Kyle		735.69				
01-0000-0-3302-1150-1000-000-00000	INSTR	3,720.00	1,096.08		1,096.08	2,623.92
*Classified Subs D		3,720.00				
01-0000-0-3302-1150-1000-000-00506	INSTR		142.23		142.23	142.23-
01-0000-0-3302-1150-1000-002-00000	INSTR	9,229.66	3,341.23	823.50	4,164.73	5,064.93
*Conner, Kiersten		540.00				
*Howell, Madison		511.09				
*Jerry, Tracey		1,492.76				
*Kwasnikow, Shelin		1,484.99				
*Maytum, Annie		1,321.86				
*McClure, Hailey		334.65				
*O'Brien, Becky		1,663.90				
*Para-Vacant		1,880.41				
01-0000-0-3302-1150-1000-002-10005	INSTR	1,529.39	1,315.10	295.67	1,610.77	81.38-
*Knight, Cheryl		198.89				
*Schuck, Haley		1,330.50				
01-0000-0-3302-1150-1000-002-20002	INSTR	2,064.70	1,411.37	474.88	1,886.25	178.45
*Tanner, JamieLCAP		2,064.70				
01-0000-0-3302-1150-1000-003-00000	INSTR	9,616.41	6,321.94	1,723.57	8,045.51	1,570.90
*Juelfs, Randi		1,544.86				
*Leyva, Monica		1,716.12				
*Osterberg, Christ		1,496.71				
*Rizzardo, Marissa		1,693.86				
*Saul, Brittany		1,544.86				
*Shonk, Rebekah		540.00				
*Torres, Veronica		1,080.00				
01-0000-0-3302-1150-1000-003-10005	INSTR	1,644.61	1,233.45	411.15	1,644.60	0.01

FUND :01 GENERAL FUND RESOURCE:0000 NO REPORTING REQUIREMENT

	FUNCTION	2025-2026 3RD INTER BUDGET	2025-2026 YTD ACTUAL	2025-2026 YTD ENCUMBER	CALC: 2+3 2025-2026 TOTAL	CALC: 1-4 2025-2026 REMAINING BUDGET
*Kimball, KarriLCA		1,644.61				
01-0000-0-3302-1150-1000-003-20002	INSTR	1,540.99	1,153.33	385.30	1,538.63	2.36
*Morales, ChelsieL		1,540.99				
01-0000-0-3302-1150-1000-004-00000	INSTR	4,806.66	2,847.61	1,195.30	4,042.91	763.75
*Clifford, Robert		1,081.26				
*Luquin, Jordan		1,560.44				
*Moore, Erin		477.50				
*Ruiz, Cheyenne		1,687.46				
01-0000-0-3302-1150-1000-004-20002	INSTR	4,300.56	3,489.85	950.46	4,440.31	139.75-
*Ahonen, Peter		2,270.94				
*Crowley, Ashley L		780.28				
*Higgs, ShellyLCAP		1,249.34				
01-0000-0-3302-1150-3140-000-00000	HLTHSER	4,146.74	3,203.55	726.74	3,930.29	216.45
*Aleman, Carmen		2,020.67				
*Bear, Avery		2,126.07				
01-0000-0-3302-1150-4000-004-00000	ANCILSE		88.24		88.24	88.24-
01-0000-0-3302-1150-4200-004-00506	SCH ATH		6.14		6.14	6.14-
01-0000-0-3302-1300-4200-000-00000	SCH ATH	1,226.72	371.74		371.74	854.98
*Athletic Director		310.00				
*Cheerleader Coach		153.30				
*Cross Country Coa		185.73				
*Head Basketball C		150.51				
*Intraml Basketbal		74.29				
*Intraml Bsktball		74.29				
*Ski Club Advisor		92.87				
*Track Coach x2		185.73				
01-0000-0-3302-1300-4200-000-00506	SCH ATH	124.00	74.29		74.29	49.71
*Score board		124.00				
01-0000-0-3302-1300-4200-004-00506	SCH ATH		353.16		353.16	353.16-
TOTAL:		111,153.70	81,464.79	19,536.42	101,001.21	10,152.49
3311 MEDICARE - CERTIFICATED						
01-0000-0-3311-0000-2700-002-00000	SCH ADM	1,144.59	973.02	189.90	1,162.92	18.33-
*Amy, Dunlap		1,144.59				
01-0000-0-3311-0000-2700-003-00000	SCH ADM	1,144.59	913.19	189.90	1,103.09	41.50
*Amy, Dunlap		1,144.59				
01-0000-0-3311-0000-2700-004-00000	SCH ADM	1,994.27	1,734.40	331.51	2,065.91	71.64-
*Fussel, Stacey		1,994.27				
01-0000-0-3311-0000-7150-000-00000	SUPT	1,527.36	1,274.30	253.41	1,527.71	0.35-
*Carver, Jami		1,527.36				
01-0000-0-3311-1150-1000-000-00000	INSTR	2,609.86	2,275.15		2,275.15	334.71
*3rd Interim		435.00				
*Extra Duty		434.86				
*Subs District Wid		1,740.00				
01-0000-0-3311-1150-1000-002-00000	INSTR	7,453.31	5,799.51	1,785.32	7,584.83	131.52-
*Baker, Annie		1,026.48				
*Copeland, Jennife		1,360.94				
*Franklin, Jessica		868.75				
*Graves, Jaime		1,241.93				
*Jenner, Jenny		1,212.17				

FUND :01 GENERAL FUND RESOURCE:0000 NO REPORTING REQUIREMENT

	FUNCTION	2025-2026 3RD INTER BUDGET	2025-2026 YTD ACTUAL	2025-2026 YTD ENCUMBER	CALC: 2+3 2025-2026 TOTAL	CALC: 1-4 2025-2026 REMAINING BUDGET
*Lathouwers, Lynn		874.29				
*Scott, Vicki LCAP		868.75				
01-0000-0-3311-1150-1000-002-10002	INSTR	3,484.05	2,418.49	871.01	3,289.50	194.55
*Heller, KatieLCAP		879.89				
*Horvath, CherylLC		1,403.28				
*McKay, TammyLCAP		1,200.88				
01-0000-0-3311-1150-1000-002-20002	INSTR	1,253.97	786.47	313.49	1,099.96	154.01
*Heilmann, KimLCAP		1,253.97				
01-0000-0-3311-1150-1000-003-00000	INSTR	8,832.89	6,441.67	2,141.81	8,583.48	249.41
*Colburn, Kayla		527.93				
*Fitzpatrick, Debb		1,387.36				
*Freitas, Mary		1,404.04				
*Gamache, Heather		527.93				
*Martin, Lindsay		1,328.61				
*McNames, Katie		1,374.28				
*Mitrovich, Sarah		1,141.37				
*West, Jennifer		1,141.37				
01-0000-0-3311-1150-1000-004-00000	INSTR	8,745.11	6,141.80	1,948.36	8,090.16	654.95
*Anderson, Hillary		1,063.40				
*Bal, Emma		868.75				
*ELPAC		32.18				
*Edmiston, Mike		868.75				
*Gliatto, Scott		606.69				
*Lead Teacher- Jac		33.94				
*Mendenhall, Simon		1,141.37				
*O'Reilly, Amber		1,314.77				
*Perham, Jennifer		885.49				
*Vacancy (CDS)		885.49				
*Young, Kathryn		1,044.28				
01-0000-0-3311-1150-1000-004-10002	INSTR	9,299.04	6,645.84	2,324.75	8,970.59	328.45
*Betts, AlainaLCAP		891.01				
*Justice, TracyLCA		1,493.30				
*Sandahl, Elizabet		1,492.54				
*Sarti, DonyaLCAP		1,493.30				
*Solano, JulieLCAP		1,388.11				
*Wheeler, KimLCAP		1,298.85				
*Yandell, Sandy LC		1,241.93				
01-0000-0-3311-1150-4000-000-00000	ANCILSE	68.41	24.32		24.32	44.09
*Graduation/Fundra		18.27				
*Gym Supervisor		19.40				
*Outdoor School		14.50				
*Yearbook Supervis		16.24				
01-0000-0-3311-1150-4000-002-00000	ANCILSE	90.71				90.71
*ELPAC		64.36				
*Music Activities		26.35				
01-0000-0-3311-1150-4000-004-00000	ANCILSE	251.66	70.58		70.58	181.08
*GATE Prog Coordin		14.50				
*Music Activities		26.35				
*Student Activitie		210.81				
01-0000-0-3311-1300-4200-000-00000	SCH ATH	59.24	116.00		116.00	56.76-

FUND :01 GENERAL FUND RESOURCE:0000 NO REPORTING REQUIREMENT

	FUNCTION	2025-2026 3RD INTER BUDGET	2025-2026 YTD ACTUAL	2025-2026 YTD ENCUMBER	CALC: 2+3 2025-2026 TOTAL	CALC: 1-4 2025-2026 REMAINING BUDGET
*7th Volleyball Co		21.72				
*8th Volleyball Co		21.72				
*Athletic Laundry		15.80				
01-0000-0-3311-1300-4200-004-00000	SCH ATH		21.72		21.72	21.72-
01-0000-0-3311-1300-4200-004-00506	SCH ATH		68.13		68.13	68.13-
TOTAL:		47,959.06	35,704.59	10,349.46	46,054.05	1,905.01
3312 MEDICARE - CLASSIFIED						
01-0000-0-3312-0000-2420-000-00000	INSTMED	716.83	563.28	179.21	742.49	25.66-
*Mott, Lisa		716.83				
01-0000-0-3312-0000-2460-000-00000	TECHNLG	1,223.35	889.43	192.71	1,082.14	141.21
*Chhom, Vianna		1,223.35				
01-0000-0-3312-0000-2700-000-00000	SCH ADM	29.00	6.68		6.68	22.32
*Secretary Subs		29.00				
01-0000-0-3312-0000-2700-002-00000	SCH ADM	1,548.11	1,228.57	387.03	1,615.60	67.49-
*Genevieve Bonnet		767.04				
*Pom, Vera		781.07				
01-0000-0-3312-0000-2700-003-00000	SCH ADM	841.36	643.05	210.32	853.37	12.01-
*Morales, Chelsie		85.56				
*Thorne, Alyssa		755.80				
01-0000-0-3312-0000-2700-004-00000	SCH ADM	1,671.17	1,208.50	356.14	1,564.64	106.53
*Clarke, Kaila		767.04				
*Morgan, Lesley		904.13				
01-0000-0-3312-0000-7200-000-00000	GEN ADM	4,589.60	3,459.93	727.15	4,187.08	402.52
*Emily Lipke		1,798.20				
*Ex Assistant Sub		29.00				
*Gibbons, Phyllis		1,126.12				
*Hagerman, Beth		1,549.28				
*Sub Scheduling		87.00				
01-0000-0-3312-0000-8200-000-00000	OPER	1,673.27	1,213.17	133.21	1,346.38	326.89
*Acting Maintn Dir		208.80				
*Athletic Maintena		7.25				
*Maintn Cell Stip		5.22				
*McVae, Jason-Head		962.68				
*Q, Aimee Rose		489.32				
01-0000-0-3312-0000-8200-002-00000	OPER	1,307.92	1,099.54	242.69	1,342.23	34.31-
*Creager, Jim		619.97				
*Filaccio, Richard		687.95				
01-0000-0-3312-0000-8200-003-00000	OPER	617.39	604.05	131.66	735.71	118.32-
*Betz, Richard		617.39				
01-0000-0-3312-0000-8200-004-00000	OPER	1,498.90	1,950.04	374.93	2,324.97	826.07-
*Higglin, John		667.66				
*Stier, John		659.18				
*Withem, Kyle		172.06				
01-0000-0-3312-1150-1000-000-00000	INSTR	870.00	261.14		261.14	608.86
*Classified Subs D		870.00				
01-0000-0-3312-1150-1000-000-00506	INSTR		40.25		40.25	40.25-
01-0000-0-3312-1150-1000-002-00000	INSTR	2,158.55	781.37	192.60	973.97	1,184.58
*Conner, Kiersten		126.29				
*Howell, Madison		119.53				

FUND :01 GENERAL FUND RESOURCE:0000 NO REPORTING REQUIREMENT

	FUNCTION	2025-2026 3RD INTER BUDGET	2025-2026 YTD ACTUAL	2025-2026 YTD ENCUMBER	CALC: 2+3 2025-2026 TOTAL	CALC: 1-4 2025-2026 REMAINING BUDGET
*Jerry, Tracey		349.11				
*Kwasnikow, Shelin		347.30				
*Maytum, Annie		309.14				
*McClure, Hailey		78.27				
*O'Brien, Becky		389.14				
*Para-Vacant		439.77				
01-0000-0-3312-1150-1000-002-10005	INSTR	357.68	307.54	69.15	376.69	19.01-
*Knight, Cheryl		46.51				
*Schuck, Haley		311.17				
01-0000-0-3312-1150-1000-002-20002	INSTR	482.87	330.05	111.06	441.11	41.76
*Tanner, JamieLCAP		482.87				
01-0000-0-3312-1150-1000-003-00000	INSTR	2,249.00	1,478.56	403.10	1,881.66	367.34
*Juelfs, Randi		361.30				
*Leyva, Monica		401.35				
*Osterberg, Christ		350.04				
*Rizzardo, Marissa		396.14				
*Saul, Brittany		361.30				
*Shonk, Rebekah		126.29				
*Torres, Veronica		252.58				
01-0000-0-3312-1150-1000-003-10005	INSTR	384.63	288.45	96.16	384.61	0.02
*Kimball, KarriLCA		384.63				
01-0000-0-3312-1150-1000-003-20002	INSTR	360.39	269.70	90.11	359.81	0.58
*Morales, ChelsieL		360.39				
01-0000-0-3312-1150-1000-004-00000	INSTR	1,124.14	665.99	279.55	945.54	178.60
*Clifford, Robert		252.88				
*Luquin, Jordan		364.94				
*Moore, Erin		111.67				
*Ruiz, Cheyenne		394.65				
01-0000-0-3312-1150-1000-004-20002	INSTR	1,005.79	816.19	222.29	1,038.48	32.69-
*Ahonen, Peter		531.11				
*Crowley, Ashley L		182.49				
*Higgs, ShellyLCAP		292.19				
01-0000-0-3312-1150-3140-000-00000	HLTHSER	969.81	749.24	169.97	919.21	50.60
*Aleman, Carmen		472.58				
*Bear, Avery		497.23				
01-0000-0-3312-1150-4000-004-00000	ANCILSE		20.60		20.60	20.60-
01-0000-0-3312-1150-4200-004-00506	SCH ATH		1.44		1.44	1.44-
01-0000-0-3312-1300-4200-000-00000	SCH ATH	286.91	86.94		86.94	199.97
*Athletic Director		72.50				
*Cheerleader Coach		35.85				
*Cross Country Coa		43.44				
*Head Basketball C		35.20				
*Intraml Basketbal		17.38				
*Intraml Bsktball		17.38				
*Ski Club Advisor		21.72				
*Track Coach x2		43.44				
01-0000-0-3312-1300-4200-000-00506	SCH ATH	29.00	17.38		17.38	11.62
*Score board		29.00				
01-0000-0-3312-1300-4200-004-00506	SCH ATH		82.59		82.59	82.59-
TOTAL:		25,995.67	19,063.67	4,569.04	23,632.71	2,362.96

3401 HEALTH & WELFARE CERTIFICATED

FUND :01 GENERAL FUND RESOURCE:0000 NO REPORTING REQUIREMENT

	FUNCTION	2025-2026 3RD INTER BUDGET	2025-2026 YTD ACTUAL	2025-2026 YTD ENCUMBER	CALC: 2+3 2025-2026 TOTAL	CALC: 1-4 2025-2026 REMAINING BUDGET
01-0000-0-3401-0000-2700-002-00000	SCH ADM	6,600.00	8,015.55	1,899.44	9,914.99	3,314.99-
Amy, Dunlap ,H&W		6,600.00				
01-0000-0-3401-0000-2700-003-00000	SCH ADM	6,600.00	8,015.50	1,899.46	9,914.96	3,314.96-
Amy, Dunlap ,H&W		6,600.00				
01-0000-0-3401-0000-2700-004-00000	SCH ADM	11,618.64	9,244.62	1,577.60	10,822.22	796.42
Fussel, Stacey,H&W		11,618.64				
01-0000-0-3401-0000-7150-000-00000	SUPT	11,618.64	5,330.54	909.66	6,240.20	5,378.44
Carver, Jami ,H&W		11,618.64				
01-0000-0-3401-1150-1000-002-00000	INSTR	103,470.24	64,292.17	12,485.16	76,777.33	26,692.91
Baker, Annie,H&W		13,200.00				
Copeland, Jennifer,H&W		18,801.72				
Franklin, Jessica,H&W		13,133.40				
Graves, Jaime,H&W		13,133.40				
Jenner, Jenny,H&W		18,801.72				
Lathouwers, Lynn,H&W		13,200.00				
Scott, Vicki ,H&W		13,200.00				
01-0000-0-3401-1150-1000-002-10002	INSTR	39,533.40	29,749.95	6,611.10	36,361.05	3,172.35
Heller, Katie,H&W		13,200.00				
Horvath, Cheryl,H&W		13,200.00				
McKay, Tammy,H&W		13,133.40				
01-0000-0-3401-1150-1000-002-20002	INSTR	13,133.40	10,848.76	2,211.10	13,059.86	73.54
Heilmann, Kim,H&W		13,133.40				
01-0000-0-3401-1150-1000-003-00000	INSTR	95,524.56	93,371.34	18,634.26	112,005.60	16,481.04-
Colburn, Kayla ,H&W		7,920.00				
Fitzpatrick, Debbie,H&W		18,801.72				
Freitas, Mary,H&W		18,801.72				
Gamache, Heather ,H&W		7,920.00				
McNames, Katie,H&W		15,747.72				
Mitrovich, Sarah,H&W		13,133.40				
West, Jennifer,H&W		13,200.00				
01-0000-0-3401-1150-1000-004-00000	INSTR	112,041.18	72,789.47	16,202.00	88,991.47	23,049.71
Anderson, Hillary,H&W		13,133.40				
Bal, Emma,H&W		13,200.00				
Edmiston, Mike,H&W		13,200.00				
Gliatto, Scott,H&W		9,400.86				
Mendenhall, Simon,H&W		13,133.40				
O'Reilly, Amber,H&W		13,133.40				
Perham, Jennifer ,H&W		13,133.40				
Vacancy (CDS),H&W		13,200.00				
Young, Kathryn ,H&W		10,506.72				
01-0000-0-3401-1150-1000-004-10002	INSTR	114,740.28	104,176.53	20,836.90	125,013.43	10,273.15-
Betts, Alaina,H&W		13,200.00				
Justice, Tracy,H&W		18,801.72				
Sandahl, Elizabeth,H&W		18,801.72				
Sarti, Donya,H&W		18,801.72				
Solano, Julie,H&W		18,801.72				
Wheeler, Kim,H&W		13,133.40				
Yandell, Sandy ,H&W		13,200.00				
TOTAL:		514,880.34	405,834.43	83,266.68	489,101.11	25,779.23

3402 HEALTH & WELFARE CLASSIFIED

FUND :01 GENERAL FUND RESOURCE:0000 NO REPORTING REQUIREMENT

	FUNCTION	2025-2026 3RD INTER BUDGET	2025-2026 YTD ACTUAL	2025-2026 YTD ENCUMBER	CALC: 2+3 2025-2026 TOTAL	CALC: 1-4 2025-2026 REMAINING BUDGET
01-0000-0-3402-0000-2420-000-00000	INSTMED	13,133.40	11,049.95	2,211.10	13,261.05	127.65-
Mott, Lisa ,H&W		13,133.40				
01-0000-0-3402-0000-2460-000-00000	TECHNLG	13,133.40	9,810.70	1,588.70	11,399.40	1,734.00
Chhom, Vianna,H&W		13,133.40				
01-0000-0-3402-0000-2700-002-00000	SCH ADM	13,200.00	9,010.03	583.46	9,593.49	3,606.51
Genevieve Bonnet ,H&W		13,200.00				
01-0000-0-3402-0000-2700-003-00000	SCH ADM	13,200.00	11,462.66	2,242.27	13,704.93	504.93-
Thorne, Alyssa,H&W		13,200.00				
01-0000-0-3402-0000-2700-004-00000	SCH ADM	30,547.56	24,017.73	4,257.48	28,275.21	2,272.35
Clarke, Kaila,H&W		11,745.84				
Morgan, Lesley,H&W		18,801.72				
01-0000-0-3402-0000-7200-000-00000	GEN ADM	36,437.28	27,880.12	4,755.00	32,635.12	3,802.16
Emily Lipke,H&W		11,618.64				
Gibbons, Phyllis ,H&W		11,618.64				
Hagerman, Beth ,H&W		13,200.00				
01-0000-0-3402-0000-8200-000-00000	OPER	26,400.00	11,055.50	2,211.10	13,266.60	13,133.40
McVae, Jason-H&W		13,200.00				
Q, Aimee Rose,H&W		13,200.00				
01-0000-0-3402-0000-8200-002-00000	OPER	22,275.00	19,376.09	3,864.37	23,240.46	965.46-
Creager, Jim,H&W		10,725.00				
Filaccio, Richard,H&W		11,550.00				
01-0000-0-3402-0000-8200-003-00000	OPER	9,487.50	5,745.92	1,744.70	7,490.62	1,996.88
Betz, Richard ,H&W		9,487.50				
01-0000-0-3402-0000-8200-004-00000	OPER	26,812.50	18,674.19	4,496.99	23,171.18	3,641.32
Higglin, John,H&W		11,550.00				
Stier, John,H&W		12,375.00				
Withem, Kyle,H&W		2,887.50				
01-0000-0-3402-1150-1000-002-00000	INSTR	31,234.50	14,035.29	2,604.74	16,640.03	14,594.47
Jerry, Tracey,H&W		9,487.50				
O'Brien, Becky,H&W		9,075.00				
Para-Vacant ,H&W		12,672.00				
01-0000-0-3402-1150-1000-002-10005	INSTR	1,100.00	3,300.00	1,650.00	4,950.00	3,850.00-
Knight, Cheryl,H&W		1,100.00				
01-0000-0-3402-1150-1000-003-00000	INSTR	8,082.09	9,179.30	1,810.37	10,989.67	2,907.58-
Torres, Veronica,H&W		8,082.09				
01-0000-0-3402-1150-1000-003-10005	INSTR	9,487.50	18.24		18.24	9,469.26
Kimball, Karri,H&W		9,487.50				
01-0000-0-3402-1150-1000-003-20002	INSTR	7,837.50	2,004.15	178.23	2,182.38	5,655.12
Morales, ChelsieLCAP 2.2H&W		7,837.50				
01-0000-0-3402-1150-1000-004-00000	INSTR	2,462.51	3,925.43	765.63	4,691.06	2,228.55-
Moore, Erin,H&W		2,462.51				
01-0000-0-3402-1150-1000-004-20002	INSTR	17,050.00	6,589.00	516.47	7,105.47	9,944.53
Ahonen, Peter,H&W		11,550.00				
Crowley, Ashley ,H&W		5,500.00				
01-0000-0-3402-1150-3140-000-00000	HLTHSER	13,200.00	9,369.46	2,205.55	11,575.01	1,624.99
Aleman, Carmen,H&W		6,600.00				
Bear, Avery,H&W		6,600.00				
TOTAL:		295,080.74	196,503.76	37,686.16	234,189.92	60,890.82

3501 UNEMPLOYMENT - CERTIFICATED

FUND :01 GENERAL FUND RESOURCE:0000 NO REPORTING REQUIREMENT

	FUNCTION	2025-2026 3RD INTER BUDGET	2025-2026 YTD ACTUAL	2025-2026 YTD ENCUMBER	CALC: 2+3 2025-2026 TOTAL	CALC: 1-4 2025-2026 REMAINING BUDGET
01-0000-0-3501-0000-2700-002-00000	SCH ADM	39.47	33.54	6.10	39.64	0.17-
*Amy, Dunlap		39.47				
01-0000-0-3501-0000-2700-003-00000	SCH ADM	39.47	31.51	6.10	37.61	1.86
*Amy, Dunlap		39.47				
01-0000-0-3501-0000-2700-004-00000	SCH ADM	68.77	59.80	11.43	71.23	2.46-
*Fussel, Stacey		68.77				
01-0000-0-3501-0000-7150-000-00000	SUPT	52.67	44.00	8.74	52.74	0.07-
*Carver, Jami		52.67				
01-0000-0-3501-1150-1000-000-00000	INSTR	90.00	78.72		78.72	11.28
*3rd Interim		15.00				
*Extra Duty		15.00				
*Subs District Wid		60.00				
01-0000-0-3501-1150-1000-002-00000	INSTR	257.03	200.06	61.12	261.18	4.15-
*Baker, Annie		35.40				
*Copeland, Jennife		46.93				
*Franklin, Jessica		29.96				
*Graves, Jaime		42.83				
*Jenner, Jenny		41.80				
*Lathouwers, Lynn		30.15				
*Scott, Vicki LCAP		29.96				
01-0000-0-3501-1150-1000-002-10002	INSTR	120.14	83.39	27.49	110.88	9.26
*Heller, KatieLCAP		30.34				
*Horvath, CherylLC		48.39				
*McKay, TammyLCAP		41.41				
01-0000-0-3501-1150-1000-002-20002	INSTR	43.24	27.13	8.97	36.10	7.14
*Heilmann, KimLCAP		43.24				
01-0000-0-3501-1150-1000-003-00000	INSTR	304.58	222.16	68.19	290.35	14.23
*Colburn, Kayla		18.20				
*Fitzpatrick, Debb		47.84				
*Freitas, Mary		48.42				
*Gamache, Heather		18.20				
*Martin, Lindsay		45.81				
*McNames, Katie		47.39				
*Mitrovich, Sarah		39.36				
*West, Jennifer		39.36				
01-0000-0-3501-1150-1000-004-00000	INSTR	301.56	198.11	61.95	260.06	41.50
*Anderson, Hillary		36.67				
*Bal, Emma		29.96				
*ELPAC		1.11				
*Edmiston, Mike		29.96				
*Gliatto, Scott		20.92				
*Lead Teacher- Jac		1.17				
*Mendenhall, Simon		39.36				
*O'Reilly, Amber		45.34				
*Perham, Jennifer		30.53				
*Vacancy (CDS)		30.53				
*Young, Kathryn		36.01				
01-0000-0-3501-1150-1000-004-10002	INSTR	320.66	229.15	76.55	305.70	14.96
*Betts, AlainaLCAP		30.72				
*Justice, TracyLCA		51.49				

FUND :01 GENERAL FUND RESOURCE:0000 NO REPORTING REQUIREMENT

	FUNCTION	2025-2026 3RD INTER BUDGET	2025-2026 YTD ACTUAL	2025-2026 YTD ENCUMBER	CALC: 2+3 2025-2026 TOTAL	CALC: 1-4 2025-2026 REMAINING BUDGET
*Sandahl, Elizabet		51.47				
*Sarti, DonyaLCAP		51.49				
*Solano, JulieLCAP		47.87				
*Wheeler, KimLCAP		44.79				
*Yandell, Sandy LC		42.83				
01-0000-0-3501-1150-4000-000-00000	ANCILSE	2.36	0.80		0.80	1.56
*Graduation/Fundra		0.63				
*Gym Supervisor		0.67				
*Outdoor School		0.50				
*Yearbook Supervis		0.56				
01-0000-0-3501-1150-4000-002-00000	ANCILSE	3.13				3.13
*ELPAC		2.22				
*Music Activities		0.91				
01-0000-0-3501-1150-4000-004-00000	ANCILSE	8.68	2.40		2.40	6.28
*GATE Prog Coordin		0.50				
*Music Activities		0.91				
*Student Activitie		7.27				
01-0000-0-3501-1300-4200-000-00000	SCH ATH	2.04	4.00		4.00	1.96-
*7th Volleyball Co		0.75				
*8th Volleyball Co		0.75				
*Athletic Laundry		0.54				
01-0000-0-3501-1300-4200-004-00000	SCH ATH		0.75		0.75	0.75-
01-0000-0-3501-1300-4200-004-00506	SCH ATH		2.35		2.35	2.35-
TOTAL:		1,653.80	1,217.87	336.64	1,554.51	99.29
3502 UNEMPLOYMENT - CLASSIFIED						
01-0000-0-3502-0000-2420-000-00000	INSTMED	24.72	19.40	6.12	25.52	0.80-
*Mott, Lisa		24.72				
01-0000-0-3502-0000-2460-000-00000	TECHNLG	42.18	30.65	6.65	37.30	4.88
*Chhom, Vianna		42.18				
01-0000-0-3502-0000-2700-000-00000	SCH ADM	1.00	0.23		0.23	0.77
*Secretary Subs		1.00				
01-0000-0-3502-0000-2700-002-00000	SCH ADM	53.38	42.30	13.34	55.64	2.26-
*Genevieve Bonnet		26.45				
*Pom, Vera		26.93				
01-0000-0-3502-0000-2700-003-00000	SCH ADM	29.01	22.19	6.63	28.82	0.19
*Morales, Chelsie		2.95				
*Thorne, Alyssa		26.06				
01-0000-0-3502-0000-2700-004-00000	SCH ADM	57.62	41.66	11.16	52.82	4.80
*Clarke, Kaila		26.45				
*Morgan, Lesley		31.17				
01-0000-0-3502-0000-7200-000-00000	GEN ADM	158.26	119.43	25.07	144.50	13.76
*Emily Lipke		62.01				
*Ex Assistant Sub		1.00				
*Gibbons, Phyllis		38.83				
*Hagerman, Beth		53.42				
*Sub Scheduling		3.00				
01-0000-0-3502-0000-8200-000-00000	OPER	57.70	41.94	4.59	46.53	11.17
*Acting Maintn Dir		7.20				
*Athletic Maintena		0.25				

FUND :01 GENERAL FUND RESOURCE:0000 NO REPORTING REQUIREMENT

	FUNCTION	2025-2026 3RD INTER BUDGET	2025-2026 YTD ACTUAL	2025-2026 YTD ENCUMBER	CALC: 2+3 2025-2026 TOTAL	CALC: 1-4 2025-2026 REMAINING BUDGET
*Maintn Cell Stip		0.18				
*McVae, Jason-Head		33.20				
*Q, Aimee Rose		16.87				
01-0000-0-3502-0000-8200-002-00000	OPER	45.10	37.91	7.12	45.03	0.07
*Creager, Jim		21.38				
*Filaccio, Richard		23.72				
01-0000-0-3502-0000-8200-003-00000	OPER	21.29	20.84	3.75	24.59	3.30-
*Betz, Richard		21.29				
01-0000-0-3502-0000-8200-004-00000	OPER	51.68	67.23	12.39	79.62	27.94-
*Higglin, John		23.02				
*Stier, John		22.73				
*Withem, Kyle		5.93				
01-0000-0-3502-1150-1000-000-00000	INSTR	30.00	8.98		8.98	21.02
*Classified Subs D		30.00				
01-0000-0-3502-1150-1000-000-00506	INSTR		1.39		1.39	1.39-
01-0000-0-3502-1150-1000-002-00000	INSTR	74.43	26.94	6.62	33.56	40.87
*Conner, Kiersten		4.35				
*Howell, Madison		4.12				
*Jerry, Tracey		12.04				
*Kwasnikow, Shelin		11.98				
*Maytum, Annie		10.66				
*McClure, Hailey		2.70				
*O'Brien, Becky		13.42				
*Para-Vacant		15.16				
01-0000-0-3502-1150-1000-002-10005	INSTR	12.33	10.59	2.38	12.97	0.64-
*Knight, Cheryl		1.60				
*Schuck, Haley		10.73				
01-0000-0-3502-1150-1000-002-20002	INSTR	16.65	11.41	3.77	15.18	1.47
*Tanner, JamieLCAP		16.65				
01-0000-0-3502-1150-1000-003-00000	INSTR	77.55	51.12	9.76	60.88	16.67
*Juelfs, Randi		12.46				
*Leyva, Monica		13.84				
*Osterberg, Christ		12.07				
*Rizzardo, Marissa		13.66				
*Saul, Brittany		12.46				
*Shonk, Rebekah		4.35				
*Torres, Veronica		8.71				
01-0000-0-3502-1150-1000-003-10005	INSTR	13.26	9.99	3.32	13.31	0.05-
*Kimball, KarriLCA		13.26				
01-0000-0-3502-1150-1000-003-20002	INSTR	12.43	9.34	0.89	10.23	2.20
*Morales, ChelsieL		12.43				
01-0000-0-3502-1150-1000-004-00000	INSTR	38.76	22.94	7.45	30.39	8.37
*Clifford, Robert		8.72				
*Luquin, Jordan		12.58				
*Moore, Erin		3.85				
*Ruiz, Cheyenne		13.61				
01-0000-0-3502-1150-1000-004-20002	INSTR	34.68	28.16	7.67	35.83	1.15-
*Ahonen, Peter		18.31				
*Crowley, Ashley L		6.29				
*Higgs, ShellyLCAP		10.08				

FUND :01 GENERAL FUND RESOURCE:0000 NO REPORTING REQUIREMENT

	FUNCTION	2025-2026 3RD INTER BUDGET	2025-2026 YTD ACTUAL	2025-2026 YTD ENCUMBER	CALC: 2+3 2025-2026 TOTAL	CALC: 1-4 2025-2026 REMAINING BUDGET
01-0000-0-3502-1150-3140-000-00000	HLTHSER	33.45	25.84	5.86	31.70	1.75
*Aleman, Carmen		16.30				
*Bear, Avery		17.15				
01-0000-0-3502-1150-4000-004-00000	ANCILSE		0.68		0.68	0.68-
01-0000-0-3502-1150-4200-004-00506	SCH ATH		0.05		0.05	0.05-
01-0000-0-3502-1300-4200-000-00000	SCH ATH	9.90	3.00		3.00	6.90
*Athletic Director		2.50				
*Cheerleader Coach		1.24				
*Cross Country Coa		1.50				
*Head Basketball C		1.21				
*Intraml Basketbal		0.60				
*Intraml Bsktball		0.60				
*Ski Club Advisor		0.75				
*Track Coach x2		1.50				
01-0000-0-3502-1300-4200-000-00506	SCH ATH	1.00	0.60		0.60	0.40
*Score board		1.00				
01-0000-0-3502-1300-4200-004-00506	SCH ATH		2.85		2.85	2.85-
TOTAL:		896.38	657.66	144.54	802.20	94.18
3601 WORKERS COMP - CERTIFICATED						
01-0000-0-3601-0000-2700-002-00000	SCH ADM	1,607.48	1,384.45	260.43	1,644.88	37.40-
*Amy, Dunlap		1,607.48				
01-0000-0-3601-0000-2700-003-00000	SCH ADM	1,607.48	1,299.29	260.43	1,559.72	47.76
*Amy, Dunlap		1,607.48				
01-0000-0-3601-0000-2700-004-00000	SCH ADM	2,800.78	2,467.66	471.66	2,939.32	138.54-
*Fussel, Stacey		2,800.78				
01-0000-0-3601-0000-7150-000-00000	SUPT	2,145.04	1,813.00	360.54	2,173.54	28.50-
*Carver, Jami		2,145.04				
01-0000-0-3601-1150-1000-000-00000	INSTR	3,665.32	3,236.63		3,236.63	428.69
*3rd Interim		610.92				
*Extra Duty		610.72				
*Subs District Wid		2,443.68				
01-0000-0-3601-1150-1000-002-00000	INSTR	10,467.55	8,251.37	2,530.62	10,781.99	314.44-
*Baker, Annie		1,441.61				
*Copeland, Jennife		1,911.32				
*Franklin, Jessica		1,220.09				
*Graves, Jaime		1,744.18				
*Jenner, Jenny		1,702.39				
*Lathouwers, Lynn		1,227.87				
*Scott, Vicki LCAP		1,220.09				
01-0000-0-3601-1150-1000-002-10002	INSTR	4,893.05	3,441.02	1,204.18	4,645.20	247.85
*Heller, KatieLCAP		1,235.73				
*Horvath, CherylLC		1,970.79				
*McKay, TammyLCAP		1,686.53				
01-0000-0-3601-1150-1000-002-20002	INSTR	1,761.10	1,119.02	420.67	1,539.69	221.41
*Heilmann, KimLCAP		1,761.10				
01-0000-0-3601-1150-1000-003-00000	INSTR	12,405.03	9,164.97	2,925.20	12,090.17	314.86
*Colburn, Kayla		741.44				
*Fitzpatrick, Debb		1,948.43				
*Freitas, Mary		1,971.85				

FUND :01 GENERAL FUND RESOURCE:0000 NO REPORTING REQUIREMENT

	FUNCTION	2025-2026 3RD INTER BUDGET	2025-2026 YTD ACTUAL	2025-2026 YTD ENCUMBER	CALC: 2+3 2025-2026 TOTAL	CALC: 1-4 2025-2026 REMAINING BUDGET
*Gamache, Heather		741.44				
*Martin, Lindsay		1,865.91				
*McNames, Katie		1,930.06				
*Mitrovich, Sarah		1,602.95				
*West, Jennifer		1,602.95				
01-0000-0-3601-1150-1000-004-00000	INSTR	12,281.77	8,738.22	2,763.75	11,501.97	779.80
*Anderson, Hillary		1,493.46				
*Bal, Emma		1,220.09				
*ELPAC		45.19				
*Edmiston, Mike		1,220.09				
*Gliatto, Scott		852.05				
*Lead Teacher- Jac		47.67				
*Mendenhall, Simon		1,602.95				
*O'Reilly, Amber		1,846.49				
*Perham, Jennifer		1,243.59				
*Vacancy (CDS)		1,243.59				
*Young, Kathryn		1,466.60				
01-0000-0-3601-1150-1000-004-10002	INSTR	13,059.72	9,455.52	3,257.41	12,712.93	346.79
*Betts, AlainaLCAP		1,251.35				
*Justice, TracyLCA		2,097.21				
*Sandahl, Elizabet		2,096.15				
*Sarti, DonyaLCAP		2,097.21				
*Solano, JulieLCAP		1,949.49				
*Wheeler, KimLCAP		1,824.13				
*Yandell, Sandy LC		1,744.18				
01-0000-0-3601-1150-4000-000-00000	ANCILSE	96.06	34.56		34.56	61.50
*Graduation/Fundra		25.66				
*Gym Supervisor		27.24				
*Outdoor School		20.36				
*Yearbook Supervis		22.80				
01-0000-0-3601-1150-4000-002-00000	ANCILSE	127.39				127.39
*ELPAC		90.38				
*Music Activities		37.01				
01-0000-0-3601-1150-4000-004-00000	ANCILSE	353.44	100.51		100.51	252.93
*GATE Prog Coordin		20.36				
*Music Activities		37.01				
*Student Activitie		296.07				
01-0000-0-3601-1300-4200-000-00000	SCH ATH	83.19	165.05		165.05	81.86-
*7th Volleyball Co		30.50				
*8th Volleyball Co		30.50				
*Athletic Laundry		22.19				
01-0000-0-3601-1300-4200-004-00000	SCH ATH		30.90		30.90	30.90-
01-0000-0-3601-1300-4200-004-00506	SCH ATH		96.93		96.93	96.93-
TOTAL:		67,354.40	50,799.10	14,454.89	65,253.99	2,100.41
3602 WORKERS COMP - CLASSIFIED						
01-0000-0-3602-0000-2420-000-00000	INSTMED	1,006.73	801.45	254.17	1,055.62	48.89-
*Mott, Lisa		1,006.73				
01-0000-0-3602-0000-2460-000-00000	TECHNLG	1,718.08	1,265.48	274.19	1,539.67	178.41
*Chhom, Vianna		1,718.08				

FUND :01 GENERAL FUND RESOURCE:0000 NO REPORTING REQUIREMENT

	FUNCTION	2025-2026 3RD INTER BUDGET	2025-2026 YTD ACTUAL	2025-2026 YTD ENCUMBER	CALC: 2+3 2025-2026 TOTAL	CALC: 1-4 2025-2026 REMAINING BUDGET
01-0000-0-3602-0000-2700-000-00000	SCH ADM	40.73	9.51		9.51	31.22
*Secretary Subs		40.73				
01-0000-0-3602-0000-2700-002-00000	SCH ADM	2,174.20	1,747.99	550.65	2,298.64	124.44-
*Genevieve Bonnet		1,077.25				
*Pom, Vera		1,096.95				
01-0000-0-3602-0000-2700-003-00000	SCH ADM	1,181.63	914.93	273.82	1,188.75	7.12-
*Morales, Chelsie		120.17				
*Thorne, Alyssa		1,061.46				
01-0000-0-3602-0000-2700-004-00000	SCH ADM	2,347.02	1,719.33	483.66	2,202.99	144.03
*Clarke, Kaila		1,077.25				
*Morgan, Lesley		1,269.77				
01-0000-0-3602-0000-7200-000-00000	GEN ADM	6,445.69	4,922.91	1,034.56	5,957.47	488.22
*Emily Lipke		2,525.42				
*Ex Assistant Sub		40.73				
*Gibbons, Phyllis		1,581.53				
*Hagerman, Beth		2,175.83				
*Sub Scheduling		122.18				
01-0000-0-3602-0000-8200-000-00000	OPER	2,349.95	1,726.21	189.52	1,915.73	434.22
*Acting Maintn Dir		293.24				
*Athletic Maintena		10.18				
*Maintn Cell Stip		7.33				
*McVae, Jason-Head		1,352.00				
*Q, Aimee Rose		687.20				
01-0000-0-3602-0000-8200-002-00000	OPER	1,836.85	1,564.36	293.58	1,857.94	21.09-
*Creager, Jim		870.69				
*Filaccio, Richard		966.16				
01-0000-0-3602-0000-8200-003-00000	OPER	867.07	859.44	154.69	1,014.13	147.06-
*Betz, Richard		867.07				
01-0000-0-3602-0000-8200-004-00000	OPER	2,105.07	2,774.37	511.06	3,285.43	1,180.36-
*Higglin, John		937.67				
*Stier, John		925.76				
*Withem, Kyle		241.64				
01-0000-0-3602-1150-1000-000-00000	INSTR	1,221.84	371.51		371.51	850.33
*Classified Subs D		1,221.84				
01-0000-0-3602-1150-1000-000-00506	INSTR		57.29		57.29	57.29-
01-0000-0-3602-1150-1000-002-00000	INSTR	3,031.50	1,111.71	273.02	1,384.73	1,646.77
*Conner, Kiersten		177.36				
*Howell, Madison		167.87				
*Jerry, Tracey		490.30				
*Kwasnikow, Shelin		487.75				
*Maytum, Annie		434.17				
*McClure, Hailey		109.92				
*O'Brien, Becky		546.51				
*Para-Vacant		617.62				
01-0000-0-3602-1150-1000-002-10005	INSTR	502.33	437.60	98.38	535.98	33.65-
*Knight, Cheryl		65.33				
*Schuck, Haley		437.00				
01-0000-0-3602-1150-1000-002-20002	INSTR	678.15	469.67	157.21	626.88	51.27
*Tanner, JamieLCAP		678.15				
01-0000-0-3602-1150-1000-003-00000	INSTR	3,158.52	2,103.67	402.68	2,506.35	652.17

FUND :01 GENERAL FUND RESOURCE:0000 NO REPORTING REQUIREMENT

	FUNCTION	2025-2026 3RD INTER BUDGET	2025-2026 YTD ACTUAL	2025-2026 YTD ENCUMBER	CALC: 2+3 2025-2026 TOTAL	CALC: 1-4 2025-2026 REMAINING BUDGET
*Juelfs, Randi		507.41				
*Leyva, Monica		563.66				
*Osterberg, Christ		491.60				
*Rizzardo, Marissa		556.35				
*Saul, Brittany		507.41				
*Shonk, Rebekah		177.36				
*Torres, Veronica		354.73				
01-0000-0-3602-1150-1000-003-10005	INSTR	540.18	410.40	136.81	547.21	7.03-
*Kimball, KarriLCA		540.18				
01-0000-0-3602-1150-1000-003-20002	INSTR	506.14	383.76	36.85	420.61	85.53
*Morales, ChelsieL		506.14				
01-0000-0-3602-1150-1000-004-00000	INSTR	1,578.76	947.50	307.79	1,255.29	323.47
*Clifford, Robert		355.14				
*Luquin, Jordan		512.53				
*Moore, Erin		156.84				
*Ruiz, Cheyenne		554.25				
01-0000-0-3602-1150-1000-004-20002	INSTR	1,412.53	1,161.27	316.26	1,477.53	65.00-
*Ahonen, Peter		745.89				
*Crowley, Ashley L		256.29				
*Higgs, ShellyLCAP		410.35				
01-0000-0-3602-1150-3140-000-00000	HLTHSER	1,362.00	1,066.00	241.82	1,307.82	54.18
*Aleman, Carmen		663.69				
*Bear, Avery		698.31				
01-0000-0-3602-1150-4000-004-00000	ANCILSE		29.34		29.34	29.34-
01-0000-0-3602-1150-4200-004-00506	SCH ATH		2.04		2.04	2.04-
01-0000-0-3602-1300-4200-000-00000	SCH ATH	402.90	123.69		123.69	279.21
*Athletic Director		101.82				
*Cheerleader Coach		50.35				
*Cross Country Coa		61.00				
*Head Basketball C		49.43				
*Intraml Basketbal		24.40				
*Intraml Bsktball		24.40				
*Ski Club Advisor		30.50				
*Track Coach x2		61.00				
01-0000-0-3602-1300-4200-000-00506	SCH ATH	40.73	24.72		24.72	16.01
*Score board		40.73				
01-0000-0-3602-1300-4200-004-00506	SCH ATH		117.51		117.51	117.51-
TOTAL:		36,508.60	27,123.66	5,990.72	33,114.38	3,394.22
3701 OPEB, ALLOCATED, CERTIFICATED						
01-0000-0-3701-0000-2700-000-00000	SCH ADM	620.00				620.00
OPEB		620.00				
01-0000-0-3701-0000-7150-000-00000	SUPT	81.00				81.00
OPEB		81.00				
01-0000-0-3701-0000-7600-000-00000	OTH G&A		20,672.26-		20,672.26-	20,672.26
01-0000-0-3701-1150-1000-000-00000	INSTR	5,135.00				5,135.00
OPEB		5,135.00				
01-0000-0-3701-5760-1120-000-00000	SE RSP	250.00				250.00
OPEB		250.00				
TOTAL:		6,086.00	20,672.26-		20,672.26-	26,758.26
3702 OPEB, ALLOCATED, CLASSIFIED						

FUND :01 GENERAL FUND RESOURCE:0000 NO REPORTING REQUIREMENT

	FUNCTION	2025-2026 3RD INTER BUDGET	2025-2026 YTD ACTUAL	2025-2026 YTD ENCUMBER	CALC: 2+3 2025-2026 TOTAL	CALC: 1-4 2025-2026 REMAINING BUDGET
01-0000-0-3702-0000-2420-000-00000	INSTMED	55.00				55.00
OPEB		55.00				
01-0000-0-3702-0000-2460-000-00000	TECHNLG	131.00				131.00
OPEB		131.00				
01-0000-0-3702-0000-2700-000-00000	SCH ADM	235.00				235.00
OPEB		235.00				
01-0000-0-3702-0000-3700-000-00000	FOODSER	203.00				203.00
OPEB		203.00				
01-0000-0-3702-0000-7200-000-00000	GEN ADM	333.00				333.00
OPEB		333.00				
01-0000-0-3702-0000-7600-000-00000	OTH G&A		47,508.77		47,508.77	47,508.77-
01-0000-0-3702-0000-8200-000-00000	OPER	370.00				370.00
OPEB		370.00				
01-0000-0-3702-1150-1000-000-00000	INSTR	1,289.00				1,289.00
OPEB		1,289.00				
01-0000-0-3702-5760-1120-000-00000	SE RSP	60.00				60.00
OPEB		60.00				
01-0000-0-3702-7110-1000-000-00000	INSTR	186.00				186.00
OPEB		186.00				
01-0000-0-3702-7110-2100-000-00000	INST SU	49.00				49.00
OPEB		49.00				
TOTAL:		2,911.00	47,508.77		47,508.77	44,597.77-
3751 OPEB,ACT. EMP., CERTIFICATED						
01-0000-0-3751-0000-2700-000-00000	SCH ADM	7,116.00				7,116.00
OPEB		7,116.00				
01-0000-0-3751-1150-1000-000-00000	INSTR	64,042.00				64,042.00
OPEB		64,042.00				
TOTAL:		71,158.00				71,158.00
3752 OPEB,ACT. EMP., CLASSIFIED						
01-0000-0-3752-0000-2700-000-00000	SCH ADM	7,116.00				7,116.00
OPEB		7,116.00				
01-0000-0-3752-0000-7200-000-00000	GEN ADM	3,556.00				3,556.00
OPEB		3,556.00				
TOTAL:		10,672.00				10,672.00
3901 OTHER BENEFITS CERTIFICATED						
01-0000-0-3901-0000-2700-002-00000	SCH ADM	1,364.30	714.82		714.82	649.48
DETAIL LINE		1,364.30				
01-0000-0-3901-0000-2700-003-00000	SCH ADM		714.82		714.82	714.82-
01-0000-0-3901-0000-2700-004-00000	SCH ADM	1,881.82	1,197.65		1,197.65	684.17
DETAIL LINE		1,881.82				
01-0000-0-3901-0000-7150-000-00000	SUPT	1,600.50	1,618.70		1,618.70	18.20-
DETAIL LINE		1,600.50				
01-0000-0-3901-0000-7200-000-00000	GEN ADM	1,180.80				1,180.80
DETAIL LINE		1,180.80				
TOTAL:		6,027.42	4,245.99		4,245.99	1,781.43
TOTAL: 3xxx		2,310,723.75	1,704,928.56	363,970.26	2,068,898.82	241,824.93
4300 SUPPLIES						

FUND :01 GENERAL FUND RESOURCE:0000 NO REPORTING REQUIREMENT

	FUNCTION	2025-2026 3RD INTER BUDGET	2025-2026 YTD ACTUAL	2025-2026 YTD ENCUMBER	CALC: 2+3 2025-2026 TOTAL	CALC: 1-4 2025-2026 REMAINING BUDGET
01-0000-0-4300-0000-2460-000-00000	TECHNLG	4,951.88	4,149.64	1,143.07	5,292.71	340.83-
1st Interim Adj		1,951.88				
TechDistrict:Office Depot/Misc		3,000.00				
01-0000-0-4300-0000-2700-000-00000	SCH ADM	71.59	72.88	63.85	136.73	65.14-
1st Interim Adj		71.59				
01-0000-0-4300-0000-2700-002-00000	SCH ADM	6,000.00	3,550.08		3,550.08	2,449.92
EV Admin Supplies		3,000.00				
EVG BACK TO SCHOOL		200.00				
EVG CLIFF NAME PLATES		250.00				
EVG LAMINATE		500.00				
EVG PLAYGROUND TOYS		300.00				
EVG TABLE		1,000.00				
EVG TSHIRTS		750.00				
01-0000-0-4300-0000-2700-002-02460	SCH ADM	3,489.42	472.26		472.26	3,017.16
PRINCIPAL LAPTOP		3,489.42				
01-0000-0-4300-0000-2700-003-00000	SCH ADM	5,000.00	4,229.73	1,331.99	5,561.72	561.72-
GOLD Admin Supplies		2,500.00				
GSS BACK TO SCHOOL		200.00				
GSS CLIFF NAMEPLATES		200.00				
GSS LAMINATE		500.00				
GSS PLAYGROUND TOYS		300.00				
GSS TABLE		1,000.00				
GSS TSHIRTS		300.00				
01-0000-0-4300-0000-2700-003-02460	SCH ADM	547.43	472.25		472.25	75.18
DETAIL LINE		547.43				
01-0000-0-4300-0000-2700-004-00000	SCH ADM	5,000.00	5,416.14	79.47	5,495.61	495.61-
JSS Admin Supplies		3,550.00				
JSS BACK TO SCHOOL		100.00				
JSS CLIFF NAMEPLATES		100.00				
JSS PLAYGROUND TOYS		300.00				
JSS STAFF MEETINGS		300.00				
JSS STAFF TSHIRTS		650.00				
01-0000-0-4300-0000-2700-004-02460	SCH ADM	5,378.43	944.52		944.52	4,433.91
JSS PRINCIPAL LAPTOP		5,378.43				
01-0000-0-4300-0000-7110-000-00000	BOARD	50.00				50.00
Board Supplies		50.00				
01-0000-0-4300-0000-7150-000-00000	SUPT	2,500.00	1,721.61	91.87	1,813.48	686.52
Superintendent		2,500.00				
01-0000-0-4300-0000-7200-000-00000	GEN ADM	6,000.00	2,762.62	566.46	3,329.08	2,670.92
D.O. supplies		6,000.00				
01-0000-0-4300-0000-7200-000-02460	GEN ADM	1,145.09	1,145.09		1,145.09	
1st Interim Adj		1,145.09				
01-0000-0-4300-0000-8110-000-00000	MAINT	30,000.00	7,028.33	3,531.67	10,560.00	19,440.00
DETAIL LINE		13,000.00				
G&G Hardware		12,000.00				
Maintenance Supplies		5,000.00				
01-0000-0-4300-0000-8110-002-00000	MAINT	6,000.00	1,755.52	200.00	1,955.52	4,044.48
EVG Maintenance Supplies		6,000.00				
01-0000-0-4300-0000-8110-003-00000	MAINT	6,000.00	674.65	195.11	869.76	5,130.24
GSS Maintenance Supplies		6,000.00				

FUND :01 GENERAL FUND RESOURCE:0000 NO REPORTING REQUIREMENT

	FUNCTION	2025-2026 3RD INTER BUDGET	2025-2026 YTD ACTUAL	2025-2026 YTD ENCUMBER	CALC: 2+3 2025-2026 TOTAL	CALC: 1-4 2025-2026 REMAINING BUDGET
01-0000-0-4300-0000-8110-004-00000	MAINT	8,500.00	3,157.77	564.56	3,722.33	4,777.67
JSS Maintenance Supplies		8,500.00				
01-0000-0-4300-0000-8200-000-00000	OPER	2,500.00	768.79		768.79	1,731.21
Operation Supplies		2,500.00				
01-0000-0-4300-0000-8200-002-00000	OPER	30,000.00	17,261.24	4,738.76	22,000.00	8,000.00
EVG Walter Nelson		30,000.00				
01-0000-0-4300-0000-8200-003-00000	OPER	28,000.00	17,120.84	4,879.16	22,000.00	6,000.00
GSS Walter Nelson		28,000.00				
01-0000-0-4300-0000-8200-004-00000	OPER	40,000.00	24,209.18	12,790.82	37,000.00	3,000.00
JSS Walter Nelson		40,000.00				
01-0000-0-4300-1150-1000-000-00000	INSTR	836.83				836.83
I-READY HANDBOOKS		836.83				
01-0000-0-4300-1150-1000-000-02420	INSTR	1,698.61	1,514.05		1,514.05	184.56
1st Interim Adj		1,698.61				
01-0000-0-4300-1150-1000-000-02460	INSTR	5,000.00	856.59	890.93	1,747.52	3,252.48
Technology DIST instructional		5,000.00				
01-0000-0-4300-1150-1000-002-00000	INSTR	8,000.00	4,136.56		4,136.56	3,863.44
EVG BULK PAPER		8,000.00				
01-0000-0-4300-1150-1000-002-01310	INSTR	2,000.00				2,000.00
EVG STUDENT SUPP INCENT		2,000.00				
01-0000-0-4300-1150-1000-002-02460	INSTR	5,000.00	1,003.46	324.08	1,327.54	3,672.46
Technology EVG		5,000.00				
01-0000-0-4300-1150-1000-003-00000	INSTR	3,200.00	4,551.93		4,551.93	1,351.93-
1st Interim Adj		200.00				
GLD ST		3,000.00				
01-0000-0-4300-1150-1000-003-02460	INSTR	2,000.00	602.83	324.08	926.91	1,073.09
Technology GSS		2,000.00				
01-0000-0-4300-1150-1000-004-00000	INSTR	8,000.00	4,128.11		4,128.11	3,871.89
JSS Bulk Paper		8,000.00				
01-0000-0-4300-1150-1000-004-01138	INSTR	2,500.00	2,250.26		2,250.26	249.74
PE		2,500.00				
01-0000-0-4300-1150-1000-004-01310	INSTR	2,000.00	1,504.08	318.95	1,823.03	176.97
Intervention		2,000.00				
01-0000-0-4300-1150-1000-004-02460	INSTR	861.02	536.94	324.08	861.02	
1st Interim Adj		611.02				
Technology JSS		250.00				
01-0000-0-4300-1150-2420-000-00000	INSTMED	2,200.00	1,187.07	458.90	1,645.97	554.03
Library		2,200.00				
01-0000-0-4300-1150-3140-000-00000	HLTHSER	1,500.00	12.16		12.16	1,487.84
DETAIL LINE		1,500.00				
01-0000-0-4300-1150-3140-002-00000	HLTHSER	805.17	1,202.22	481.69	1,683.91	878.74-
1st Interim Adj		55.17				
HEALTH AIDES		750.00				
01-0000-0-4300-1150-3140-003-00000	HLTHSER	750.00	565.29		565.29	184.71
HEALTH AIDES		750.00				
01-0000-0-4300-1150-3140-004-00000	HLTHSER	750.00	855.11	698.18	1,553.29	803.29-
HEALTH AIDES		750.00				
01-0000-0-4300-1150-4200-004-00506	SCH ATH	2,148.97	2,148.97		2,148.97	
DETAIL LINE		2,148.97				
TOTAL:		240,384.44	123,968.77	33,997.68	157,966.45	82,417.99

4341 GAS, OIL LUBE, ETC

FUND :01 GENERAL FUND RESOURCE:0000 NO REPORTING REQUIREMENT

	FUNCTION	2025-2026 3RD INTER BUDGET	2025-2026 YTD ACTUAL	2025-2026 YTD ENCUMBER	CALC: 2+3 2025-2026 TOTAL	CALC: 1-4 2025-2026 REMAINING BUDGET
01-0000-0-4341-0000-7150-000-00000	SUPT	23.09	23.09		23.09	
DETAIL LINE		23.09				
01-0000-0-4341-0000-7200-000-00000	GEN ADM	23.09	23.09		23.09	
DETAIL LINE		23.09				
01-0000-0-4341-0000-8110-000-00000	MAINT	979.38	1,217.88		1,217.88	238.50-
1st Interim Adj		855.38				
PREMIER OIL CHANGES		124.00				
01-0000-0-4341-1150-4200-004-00506	SCH ATH	500.00	96.68		96.68	403.32
DETAIL LINE		500.00				
TOTAL:		1,525.56	1,360.74		1,360.74	164.82
4400 NON-CAPITALIZED EQUIP.						
01-0000-0-4400-0000-2700-004-00000	SCH ADM			1,161.38	1,161.38	1,161.38-
01-0000-0-4400-0000-2700-004-02460	SCH ADM	614.29	931.36		931.36	317.07-
SECURITY CAMERA COMPUTER		614.29				
01-0000-0-4400-0000-7200-000-02460	GEN ADM	3,384.42	3,384.42		3,384.42	
DO Laptops		3,384.42				
01-0000-0-4400-0000-8200-000-00000	OPER	170.00	170.00		170.00	
DETAIL LINE		170.00				
01-0000-0-4400-1150-1000-004-02460	INSTR	946.29	946.29		946.29	
DETAIL LINE		946.29				
TOTAL:		5,115.00	5,432.07	1,161.38	6,593.45	1,478.45-
TOTAL: 4xxx		247,025.00	130,761.58	35,159.06	165,920.64	81,104.36
5200 TRAVEL & CONFERENCE						
01-0000-0-5200-0000-2700-000-00000	SCH ADM	1,550.00	1,550.00		1,550.00	
SCOE CPR TRAINING		1,550.00				
01-0000-0-5200-0000-2700-002-00000	SCH ADM	900.00	469.50		469.50	430.50
DETAIL LINE		900.00				
01-0000-0-5200-0000-2700-003-00000	SCH ADM	419.50	419.50		419.50	
DETAIL LINE		419.50				
01-0000-0-5200-0000-2700-004-00000	SCH ADM	3,750.00	1,065.18		1,065.18	2,684.82
DETAIL LINE		3,750.00				
01-0000-0-5200-0000-7110-000-00000	BOARD	1,000.00	199.00		199.00	801.00
DETAIL LINE		1,000.00				
01-0000-0-5200-0000-7150-000-00000	SUPT	4,000.00	3,904.40	399.00	4,303.40	303.40-
DETAIL LINE		4,000.00				
01-0000-0-5200-0000-7200-000-00000	GEN ADM	17,371.27	17,371.27	1,065.00	18,436.27	1,065.00-
1st Interim Adj		11,871.27				
DETAIL LINE		5,500.00				
01-0000-0-5200-1150-1000-002-00000	INSTR	500.00				500.00
DETAIL LINE		500.00				
01-0000-0-5200-1150-1000-004-00000	INSTR	500.00				500.00
DETAIL LINE		500.00				
01-0000-0-5200-1150-3140-000-00000	HLTHSER	140.00	140.00		140.00	
DETAIL LINE		140.00				
01-0000-0-5200-1150-3140-002-00000	HLTHSER	25.00	50.00		50.00	25.00-
DETAIL LINE		25.00				
01-0000-0-5200-1150-4200-004-00506	SCH ATH	700.00	85.00		85.00	615.00

FUND :01 GENERAL FUND RESOURCE:0000 NO REPORTING REQUIREMENT

	FUNCTION	2025-2026 3RD INTER BUDGET	2025-2026 YTD ACTUAL	2025-2026 YTD ENCUMBER	CALC: 2+3 2025-2026 TOTAL	CALC: 1-4 2025-2026 REMAINING BUDGET
DETAIL LINE		700.00				
TOTAL:		30,855.77	25,253.85	1,464.00	26,717.85	4,137.92
5300 DUES & MEMBERSHIPS						
01-0000-0-5300-0000-7100-000-00000	BRD SUP	1,500.00	1,500.00		1,500.00	
SSDA		1,500.00				
01-0000-0-5300-0000-7110-000-00000	BOARD	11,638.00	11,638.00		11,638.00	
CSBA MEMBERSHIP		9,638.00				
DETAIL LINE		2,000.00				
01-0000-0-5300-0000-7200-000-00000	GEN ADM	3,090.00	3,096.16		3,096.16	6.16-
AMAZON BUSINESS		840.00				
CASBO		1,750.00				
DETAIL LINE		500.00				
TOTAL:		16,228.00	16,234.16		16,234.16	6.16-
5400 INSURANCE						
01-0000-0-5400-0000-7200-000-00000	GEN ADM	251,889.57	239,279.32		239,279.32	12,610.25
NCSIG		168,000.00				
SCHOOLS EXCESS LIABILITY FUND		83,889.57				
01-0000-0-5400-1150-1000-000-00000	INSTR	5,108.00	4,711.05		4,711.05	396.95
DETAIL LINE		5,108.00				
01-0000-0-5400-1150-1000-004-00000	INSTR	700.00		532.80	532.80	167.20
DETAIL LINE		700.00				
TOTAL:		257,697.57	243,990.37	532.80	244,523.17	13,174.40
5500 OPERATION & HOUSEKEEPING SERV						
01-0000-0-5500-0000-8110-000-00000	MAINT	2,500.00	450.00	90.00	540.00	1,960.00
CA Safety Company		2,500.00				
01-0000-0-5500-0000-8110-002-00000	MAINT	3,010.00	1,550.00	850.00	2,400.00	610.00
CA Safety Company		3,010.00				
01-0000-0-5500-0000-8110-003-00000	MAINT	2,500.00	1,100.00	300.00	1,400.00	1,100.00
CA Safety Company		2,500.00				
01-0000-0-5500-0000-8110-004-00000	MAINT	5,585.00	1,250.00	250.00	1,500.00	4,085.00
2ND INTERIM		2,085.00				
CA Safety Company		3,500.00				
01-0000-0-5500-0000-8200-000-00000	OPER	27,200.00	29,622.19	7,577.81	37,200.00	10,000.00-
1st Interim Adj		400.00				
ALSCO		25,000.00				
JEFFERSON PEST CONTROL		1,800.00				
TOTAL:		40,795.00	33,972.19	9,067.81	43,040.00	2,245.00-
5515 NATURAL GAS/PROPANE						
01-0000-0-5515-0000-8200-002-00000	OPER	21,500.00	9,385.34	10,614.66	20,000.00	1,500.00
CAMPORA PROPANE		21,500.00				
01-0000-0-5515-0000-8200-003-00000	OPER	18,500.00				18,500.00
CAMPORA PROPANE		18,500.00				
01-0000-0-5515-0000-8200-004-00000	OPER	60,500.00	46,008.96	10,353.27	56,362.23	4,137.77
CAMPORA PROPANE		60,500.00				
TOTAL:		100,500.00	55,394.30	20,967.93	76,362.23	24,137.77
5520 ELECTRICITY						

FUND :01 GENERAL FUND RESOURCE:0000 NO REPORTING REQUIREMENT

	FUNCTION	2025-2026 3RD INTER BUDGET	2025-2026 YTD ACTUAL	2025-2026 YTD ENCUMBER	CALC: 2+3 2025-2026 TOTAL	CALC: 1-4 2025-2026 REMAINING BUDGET
01-0000-0-5520-0000-8200-000-00000	OPER	10,000.00	7,674.06	2,325.94	10,000.00	
PACIFIC POWER		10,000.00				
01-0000-0-5520-0000-8200-002-00000	OPER	61,000.00	56,021.34	4,978.66	61,000.00	
1st Interim Adj		2,000.00				
PACIFIC POWER		59,000.00				
01-0000-0-5520-0000-8200-003-00000	OPER	52,000.00	47,688.17	2,311.83	50,000.00	2,000.00
PACIFIC POWER		52,000.00				
01-0000-0-5520-0000-8200-004-00000	OPER	95,000.00	82,887.59	12,112.41	95,000.00	
1st Interim Adj		7,000.00				
PACIFIC POWER		88,000.00				
TOTAL:		218,000.00	194,271.16	21,728.84	216,000.00	2,000.00
5530 WATER&/OR SEWAGE						
01-0000-0-5530-0000-8200-000-00000	OPER	7,000.00	1,738.44	4,261.56	6,000.00	1,000.00
CITY OF YREKA WATER		7,000.00				
01-0000-0-5530-0000-8200-002-00000	OPER	17,000.00	10,586.51	3,413.49	14,000.00	3,000.00
CITY OF YREKA WATER		17,000.00				
01-0000-0-5530-0000-8200-003-00000	OPER	19,000.00	10,533.49	3,466.51	14,000.00	5,000.00
CITY OF YREKA WATER		19,000.00				
01-0000-0-5530-0000-8200-004-00000	OPER	34,000.00	20,117.11	1,882.89	22,000.00	12,000.00
CITY OF YREKA WATER		34,000.00				
TOTAL:		77,000.00	42,975.55	13,024.45	56,000.00	21,000.00
5550 DISPOSAL/GARBAGE REMOVAL						
01-0000-0-5550-0000-8200-002-00000	OPER	14,000.00	9,480.00	4,520.00	14,000.00	
YREKA TRANSFER		14,000.00				
01-0000-0-5550-0000-8200-003-00000	OPER	10,000.00	6,344.48	3,655.52	10,000.00	
YREKA TRANSFER		10,000.00				
01-0000-0-5550-0000-8200-004-00000	OPER	16,000.00	10,563.00	5,437.00	16,000.00	
YREKA TRANSFER		16,000.00				
TOTAL:		40,000.00	26,387.48	13,612.52	40,000.00	
5600 RENTALS, LEASES & REPAIRS,N.C.						
01-0000-0-5600-0000-2700-002-00000	SCH ADM	8,500.00				8,500.00
DETAIL LINE		1,500.00				
EVG UBEO PRINTER CONTRACT		7,000.00				
01-0000-0-5600-0000-2700-003-00000	SCH ADM	4,650.00				4,650.00
GSS UBEO PRINTER CONTRACT		4,650.00				
01-0000-0-5600-0000-2700-004-00000	SCH ADM	14,500.00				14,500.00
DETAIL LINE		4,500.00				
JSS UBEO PRINTER CONTRACT		10,000.00				
01-0000-0-5600-0000-7150-000-00000	SUPT	574.75	574.75		574.75	
1st Interim Adj		574.75				
01-0000-0-5600-0000-7200-000-00000	GEN ADM	16,000.00	10,924.09	2,696.63	13,620.72	2,379.28
DETAIL LINE		16,000.00				
01-0000-0-5600-0000-8110-000-00000	MAINT	35,000.00	10,167.35	2,500.00	12,667.35	22,332.65
KENNY'S LOCKSHOP		2,000.00				
MERCIER ELECTRIC		8,000.00				
MISC		7,000.00				
PARADISE PAINTING		15,000.00				

FUND :01 GENERAL FUND RESOURCE:0000 NO REPORTING REQUIREMENT

	FUNCTION	2025-2026 3RD INTER BUDGET	2025-2026 YTD ACTUAL	2025-2026 YTD ENCUMBER	CALC: 2+3 2025-2026 TOTAL	CALC: 1-4 2025-2026 REMAINING BUDGET
WILGUS FIRE CONTROL		2,500.00				
YREKA MOTORS-MAINT		500.00				
01-0000-0-5600-0000-8110-002-00000	MAINT	25,000.00	1,963.58	1,908.46	3,872.04	21,127.96
ASPHALT REPAIR		15,000.00				
CURLY CULP CONSTRUCTION		3,400.00				
JESSE RAMIREZ WELDING		2,000.00				
KENNY'S LOCK SHOP		2,000.00				
MISC		1,100.00				
PARADISE PAINTING		1,500.00				
01-0000-0-5600-0000-8110-003-00000	MAINT	25,000.00	10,237.19	2,347.69	12,584.88	12,415.12
KENNY'S LOCK SHOP		1,000.00				
MISC		11,000.00				
PARADISE PAINTING		3,000.00				
TREE TRIMING		10,000.00				
01-0000-0-5600-0000-8110-004-00000	MAINT	21,000.00	13,043.24	2,624.97	15,668.21	5,331.79
ASPHALT REPAIR		15,000.00				
KENNY'S LOCK SHOP		1,000.00				
MISC		2,000.00				
PARADISE PAINTING		2,000.00				
WOSTENBERG WINDOW		1,000.00				
01-0000-0-5600-0000-8200-000-00000	OPER	3,150.00	3,226.11	600.00	3,826.11	676.11-
DETAIL LINE		1,150.00				
MAX MOBILE STORAGE		2,000.00				
01-0000-0-5600-0000-8200-002-00000	OPER	25.00				25.00
CAMPORA FEE		25.00				
01-0000-0-5600-0000-8200-004-00000	OPER	25.00				25.00
CAMPORA FEE		25.00				
01-0000-0-5600-1150-1000-000-00000	INSTR	857.75	857.75		857.75	
1st Interim Adj		857.75				
01-0000-0-5600-1150-1000-002-00000	INSTR	21,997.92	19,738.89	4,503.03	24,241.92	2,244.00-
1st Interim Adj		3,997.92				
DETAIL LINE		18,000.00				
01-0000-0-5600-1150-1000-003-00000	INSTR	12,100.00	9,826.99	2,304.17	12,131.16	31.16-
DETAIL LINE		12,100.00				
01-0000-0-5600-1150-1000-004-00000	INSTR	32,700.00	27,408.06	6,644.34	34,052.40	1,352.40-
DETAIL LINE		6,700.00				
PRINTER LEASE		26,000.00				
01-0000-0-5600-1150-1000-004-08086	INSTR	621.00	621.00		621.00	
DETAIL LINE		621.00				
TOTAL:		221,701.42	108,589.00	26,129.29	134,718.29	86,983.13
5710 TRANSFERS OF DIRECT COSTS						
01-0000-0-5710-0000-3700-000-00000	FOODSER	5,687.65				5,687.65
from 7032		5,687.65				
01-0000-0-5710-1150-1000-000-00000	INSTR	1,494,664.07-				1,494,664.07-
FROM 1400		1,274,277.70-				
MOVE TO 1100		109,782.29-				
TO 3010		100,593.80-				
TO 5810		21,960.58-				
from 0053		11,950.30				

FUND :01 GENERAL FUND RESOURCE:0000 NO REPORTING REQUIREMENT

	FUNCTION	2025-2026 3RD INTER BUDGET	2025-2026 YTD ACTUAL	2025-2026 YTD ENCUMBER	CALC: 2+3 2025-2026 TOTAL	CALC: 1-4 2025-2026 REMAINING BUDGET
TOTAL:		1,488,976.42-				1,488,976.42-
5800 PROFES'L/CONSULTG SVCS/OP EXP						
01-0000-0-5800-0000-2460-000-00000	TECHNLG	84,800.00	43,525.99	33,896.57	77,422.56	7,377.44
AMS.NET		5,000.00				
CDW GOV		550.00				
DETAIL LINE		5,600.00				
ESI		25,500.00				
FRESHWORKS		2,500.00				
SHASTA UNION HSD		45,500.00				
SOLARWINDS		150.00				
01-0000-0-5800-0000-2460-003-00000	TECHNLG	4,620.75				4,620.75
STERLING COMPUTERS		4,620.75				
01-0000-0-5800-0000-2700-000-00000	SCH ADM	15,000.00	14,859.27		14,859.27	140.73
3RD INTERIM		13,000.00				
DETAIL LINE		2,000.00				
01-0000-0-5800-0000-2700-004-00000	SCH ADM	3,478.10	3,478.10		3,478.10	
SMART PASS- HALLWAY PASS		3,478.10				
01-0000-0-5800-0000-3140-000-00000	HLTHSER	20,000.00	8,600.00		8,600.00	11,400.00
DETAIL LINE		20,000.00				
01-0000-0-5800-0000-3900-000-20007	PUPSERV	59,040.00	29,992.30	28,738.88	58,731.18	308.82
DETAIL LINE		22,340.00				
LCAP 2.7, RES OFFICER		36,700.00				
01-0000-0-5800-0000-7110-000-00000	BOARD	77,168.00	28,924.00	56,261.50	85,185.50	8,017.50-
CSBA		17,168.00				
LEGAL COUNSEL		60,000.00				
01-0000-0-5800-0000-7190-000-00000	EXT.AUD	23,000.00	24,770.00		24,770.00	1,770.00-
AUDITOR		23,000.00				
01-0000-0-5800-0000-7200-000-00000	GEN ADM	75,000.00	77,013.80	1,408.30	78,422.10	3,422.10-
DETAIL LINE		75,000.00				
01-0000-0-5800-0000-7200-000-02460	GEN ADM	3,254.52	3,254.52		3,254.52	
1st Interim Adj		3,254.52				
01-0000-0-5800-0000-7200-000-20004	GEN ADM	26,280.42	26,280.42		26,280.42	
1st Interim Adj		5,933.61				
LCAP 2.4, AERIES		20,346.81				
01-0000-0-5800-0000-8110-000-00000	MAINT	16,087.00	15,718.11		15,718.11	368.89
1st Interim Adj		6,087.00				
DETAIL LINE		10,000.00				
01-0000-0-5800-0000-8200-000-00000	OPER	3,000.00	20.00	480.00	500.00	2,500.00
SISKIYOU GENERAL SERVICES		3,000.00				
01-0000-0-5800-0000-8200-002-00000	OPER	83.72		83.72	83.72	
3RD INTERIM		83.72				
01-0000-0-5800-0000-8200-003-00000	OPER	6,061.86	6,020.00	41.86	6,061.86	
1st Interim Adj		6,020.00				
3RD INTERIM		41.86				
01-0000-0-5800-0000-8200-004-00000	OPER	116.61		116.61	116.61	
3RD INTERIM		116.61				
01-0000-0-5800-1110-2460-000-00000	TECHNLG	6,031.12				6,031.12
DETAIL LINE		31.12				
SISNET INTERNET		6,000.00				

FUND :01 GENERAL FUND RESOURCE:0000 NO REPORTING REQUIREMENT

	FUNCTION	2025-2026 3RD INTER BUDGET	2025-2026 YTD ACTUAL	2025-2026 YTD ENCUMBER	CALC: 2+3 2025-2026 TOTAL	CALC: 1-4 2025-2026 REMAINING BUDGET
01-0000-0-5800-1150-1000-000-00000	INSTR	22,753.30	22,753.30		22,753.30	
CLASSLINK		3,600.00				
DETAIL LINE		10,791.22				
GOGUARDIAN		6,226.08				
HEGGERTY		2,136.00				
01-0000-0-5800-1150-1000-000-30001	INSTR	18,060.00				18,060.00
LCAP 3.1, NURSE SERV		18,060.00				
01-0000-0-5800-1150-1000-002-00000	INSTR	14,517.00	12,248.50	2,268.50	14,517.00	
EVG EVANS FIELD TRIPS		8,000.00				
RENAISSANCE		6,517.00				
01-0000-0-5800-1150-1000-003-00000	INSTR	7,544.40	3,543.15	4,001.25	7,544.40	
1st Interim Adj		544.40				
GSS EVANS FIELD TRIPS		3,000.00				
GSS HEGGERTY		1,455.60				
GSS RENAISSANCE		2,544.40				
01-0000-0-5800-1150-1000-004-00000	INSTR	57,126.00	14,988.56	10,917.00	25,905.56	31,220.44
EVANS TRANSPORTATION		19,000.00				
HOUGHTON MIFFLIN CO		17,567.00				
OUTDOOR SCHOOL		15,000.00				
RENAISSANCE		5,559.00				
01-0000-0-5800-1150-1000-004-00506	INSTR	27,000.00	19,692.50	5,307.50	25,000.00	2,000.00
EVANS TRANSPORTATION		27,000.00				
01-0000-0-5800-1150-1000-004-01138	INSTR	1,350.00				1,350.00
PLATFORM ALTHLETICS RENEWAL		1,350.00				
01-0000-0-5800-1150-2420-000-00000	INSTMED	228.00	228.00		228.00	
1st Interim Adj		228.00				
01-0000-0-5800-1150-4200-004-00506	SCH ATH	5,000.00				5,000.00
Athletics		5,000.00				
01-0000-0-5800-1150-7200-000-00000	GEN ADM		1,000.00		1,000.00	1,000.00-
TOTAL:		576,600.80	356,910.52	143,521.69	500,432.21	76,168.59
5900 COMMUNICATIONS						
01-0000-0-5900-0000-7200-000-00000	GEN ADM	13,717.09	3,470.21	5,109.79	8,580.00	5,137.09
DETAIL LINE		13,717.09				
TOTAL:		13,717.09	3,470.21	5,109.79	8,580.00	5,137.09
5930 COMMUNICATION - POSTAGE/METER						
01-0000-0-5930-0000-2460-000-00000	TECHNLG	50.00				50.00
DETAIL LINE		50.00				
01-0000-0-5930-0000-2700-000-00000	SCH ADM	2.17	2.17		2.17	
3RD INTERIM		2.17				
01-0000-0-5930-0000-7200-000-00000	GEN ADM	20,000.00	5,566.14	4,551.05	10,117.19	9,882.81
DETAIL LINE		20,000.00				
TOTAL:		20,052.17	5,568.31	4,551.05	10,119.36	9,932.81
TOTAL: 5xxx		124,171.40	1,113,017.10	259,710.17	1,372,727.27	1,248,555.87-
*SUB-TOTAL:1000-5999		7,782,242.55	6,832,025.91	1,661,376.06	8,493,401.97	711,159.42-
7142 OTH TUIT,EXC CST PMT TO COE						

FUND :01 GENERAL FUND RESOURCE:0000 NO REPORTING REQUIREMENT

	FUNCTION	2025-2026 3RD INTER BUDGET	2025-2026 YTD ACTUAL	2025-2026 YTD ENCUMBER	CALC: 2+3 2025-2026 TOTAL	CALC: 1-4 2025-2026 REMAINING BUDGET
01-0000-0-7142-5001-9200-000-00000	TFAGENC	149,978.00				149,978.00
SCOE BILL BACK		149,978.00				
TOTAL:		149,978.00				149,978.00
7310 TRANSFERS OF INDIRECT COSTS						
01-0000-0-7310-0000-7210-000-00000	COST TR	201,132.96-				201,132.96-
TO 1100		2,098.21-				
TO 2600		46,488.22-				
TO 3010		37,412.75-				
TO 3310		10,462.11-				
TO 3386		973.80-				
TO 4035		5,407.30-				
TO 6010		21,915.40-				
TO 6266		3,848.23-				
TO 6332		16,042.13-				
TO 6500		22,074.40-				
TO 6770		2,258.60-				
TO 7210		7,618.91-				
TO 8150		24,532.90-				
TOTAL:		201,132.96-				201,132.96-
TOTAL: 7xxx		51,154.96-				51,154.96-
*SUB-TOTAL:1000-7999		7,731,087.59	6,832,025.91	1,661,376.06	8,493,401.97	762,314.38-

FUND :01 GENERAL FUND RESOURCE:0053 ADDL 15% CONCENTRATION

	FUNCTION	2025-2026 3RD INTER BUDGET	2025-2026 YTD ACTUAL	2025-2026 YTD ENCUMBER	CALC: 2+3 2025-2026 TOTAL	CALC: 1-4 2025-2026 REMAINING BUDGET
8980 CONTRIBUTIONS FR UNRESTR REV						
01-0053-0-8980-0000-0000-000-00000	REV/BAL	251,681.00				251,681.00
15% Concentration Grant		251,681.00				
TOTAL:		251,681.00				251,681.00
TOTAL: 8xxx		251,681.00				251,681.00
1100 CERTIFICATED TEACHERS SALARIES						
01-0053-0-1100-1150-1000-002-10002	INSTR	96,830.00	72,660.63	24,207.51	96,868.14	38.14-
Zediker, DarbiLCAP 1.2		96,830.00				
01-0053-0-1100-1150-1000-004-10002	INSTR	96,778.00	72,583.56	24,194.52	96,778.08	0.08-
Johnston WayneLCAP 1.2		96,778.00				
TOTAL:		193,608.00	145,244.19	48,402.03	193,646.22	38.22-
TOTAL: 1xxx		193,608.00	145,244.19	48,402.03	193,646.22	38.22-
3101 STRS CERTIFICATED						
01-0053-0-3101-1150-1000-002-10002	INSTR	18,494.53	15,139.16	3,362.64	18,501.80	7.27-
*Zediker, DarbiLCA		18,494.53				
01-0053-0-3101-1150-1000-004-10002	INSTR	18,484.60	15,123.78	3,360.84	18,484.62	0.02-
*Johnston WayneLCA		18,484.60				
TOTAL:		36,979.13	30,262.94	6,723.48	36,986.42	7.29-
3311 MEDICARE - CERTIFICATED						
01-0053-0-3311-1150-1000-002-10002	INSTR	1,404.04	1,003.99	351.01	1,355.00	49.04
*Zediker, DarbiLCA		1,404.04				
01-0053-0-3311-1150-1000-004-10002	INSTR	1,403.28	910.21	350.82	1,261.03	142.25
*Johnston WayneLCA		1,403.28				
TOTAL:		2,807.32	1,914.20	701.83	2,616.03	191.29
3401 HEALTH & WELFARE CERTIFICATED						
01-0053-0-3401-1150-1000-002-10002	INSTR	13,133.40	11,055.50	2,211.10	13,266.60	133.20-
Zediker, Darbi,H&W		13,133.40				
01-0053-0-3401-1150-1000-004-10002	INSTR	13,200.00	11,000.00	2,200.00	13,200.00	
Johnston Wayne,H&W		13,200.00				
TOTAL:		26,333.40	22,055.50	4,411.10	26,466.60	133.20-
3501 UNEMPLOYMENT - CERTIFICATED						
01-0053-0-3501-1150-1000-002-10002	INSTR	48.42	34.60	11.47	46.07	2.35
*Zediker, DarbiLCA		48.42				
01-0053-0-3501-1150-1000-004-10002	INSTR	48.39	31.40	10.32	41.72	6.67
*Johnston WayneLCA		48.39				
TOTAL:		96.81	66.00	21.79	87.79	9.02
3601 WORKERS COMP - CERTIFICATED						
01-0053-0-3601-1150-1000-002-10002	INSTR	1,971.85	1,428.43	490.71	1,919.14	52.71
*Zediker, DarbiLCA		1,971.85				
01-0053-0-3601-1150-1000-004-10002	INSTR	1,970.79	1,295.09	474.68	1,769.77	201.02
*Johnston WayneLCA		1,970.79				
TOTAL:		3,942.64	2,723.52	965.39	3,688.91	253.73

FUND :01 GENERAL FUND RESOURCE:0053 ADDL 15% CONCENTRATION

	FUNCTION	2025-2026 3RD INTER BUDGET	2025-2026 YTD ACTUAL	2025-2026 YTD ENCUMBER	CALC: 2+3 2025-2026 TOTAL	CALC: 1-4 2025-2026 REMAINING BUDGET
TOTAL: 3xxx		70,159.30	57,022.16	12,823.59	69,845.75	313.55
5710 TRANSFERS OF DIRECT COSTS						
01-0053-0-5710-1150-1000-000-00000	INSTR	11,950.30-				11,950.30-
to 0000		11,950.30-				
TOTAL:		11,950.30-				11,950.30-
TOTAL: 5xxx		11,950.30-				11,950.30-
*SUB-TOTAL:1000-5999		251,817.00	202,266.35	61,225.62	263,491.97	11,674.97-

FUND :01 GENERAL FUND RESOURCE:0156 INST MAT RELGNMNT IMFRP (7156)

	FUNCTION	2025-2026 3RD INTER BUDGET	2025-2026 YTD ACTUAL	2025-2026 YTD ENCUMBER	CALC: 2+3 2025-2026 TOTAL	CALC: 1-4 2025-2026 REMAINING BUDGET
8980 CONTRIBUTIONS FR UNRESTR REV						
01-0156-0-8980-0000-0000-000-00000	REV/BAL	25,000.00				25,000.00
DETAIL LINE		25,000.00				
TOTAL:		25,000.00				25,000.00
TOTAL: 8xxx		25,000.00				25,000.00
4100 APPRVD TEXTBKS/CORE CURRICULA						
01-0156-0-4100-1150-1000-000-00000	INSTR	25,000.00				25,000.00
DETAIL LINE		25,000.00				
TOTAL:		25,000.00				25,000.00
TOTAL: 4xxx		25,000.00				25,000.00
*SUB-TOTAL:1000-5999		25,000.00				25,000.00

FUND :01 GENERAL FUND RESOURCE:0230 TRANSPORTATION-HOME TO SCHOOL

	FUNCTION	2025-2026 3RD INTER BUDGET	2025-2026 YTD ACTUAL	2025-2026 YTD ENCUMBER	CALC: 2+3 2025-2026 TOTAL	CALC: 1-4 2025-2026 REMAINING BUDGET
8980 CONTRIBUTIONS FR UNRESTR REV						
01-0230-0-8980-0000-0000-000-00000	REV/BAL	458,384.96				458,384.96
DETAIL LINE		405,784.30				
additional transportation $		52,600.66				
TOTAL:		458,384.96				458,384.96
TOTAL: 8xxx		458,384.96				458,384.96
5100 SUBAGREEMENTS FOR SERVICES						
01-0230-0-5100-0000-3600-000-00000	PUP TRA	250,000.00	228,166.65	28,333.35	256,500.00	6,500.00-
DETAIL LINE		250,000.00				
TOTAL:		250,000.00	228,166.65	28,333.35	256,500.00	6,500.00-
5800 PROFES'L/CONSULTG SVCS/OP EXP						
01-0230-0-5800-0000-3600-000-00000	PUP TRA	208,384.96	59,149.12	149,235.84	208,384.96	
DETAIL LINE		208,384.96				
TOTAL:		208,384.96	59,149.12	149,235.84	208,384.96	
TOTAL: 5xxx		458,384.96	287,315.77	177,569.19	464,884.96	6,500.00-
*SUB-TOTAL:1000-5999		458,384.96	287,315.77	177,569.19	464,884.96	6,500.00-

FUND :01 GENERAL FUND RESOURCE:1100 STATE LOTTERY

	FUNCTION	2025-2026 3RD INTER BUDGET	2025-2026 YTD ACTUAL	2025-2026 YTD ENCUMBER	CALC: 2+3 2025-2026 TOTAL	CALC: 1-4 2025-2026 REMAINING BUDGET
8560 STATE LOTTERY REVENUE						
01-1100-0-8560-0000-0000-000-00000	REV/BAL	156,877.30	89,302.32		89,302.32	67,574.98
1st Interim Adj		2,126.38-				
DETAIL LINE		159,003.68				
TOTAL:		156,877.30	89,302.32		89,302.32	67,574.98
TOTAL: 8xxx		156,877.30	89,302.32		89,302.32	67,574.98
4200 BOOKS AND REFERENCE MATERIALS						
01-1100-0-4200-1150-2420-000-00000	INSTMED	565.00				565.00
DETAIL LINE		565.00				
TOTAL:		565.00				565.00
4300 SUPPLIES						
01-1100-0-4300-1150-1000-000-00000	INSTR	1,000.00				1,000.00
DETAIL LINE		1,000.00				
01-1100-0-4300-1150-1000-002-00000	INSTR	1,000.00	342.23		342.23	657.77
EVG SITE BUDGET		1,000.00				
01-1100-0-4300-1150-1000-002-01008	INSTR	400.00				400.00
Gamache, Heather		400.00				
01-1100-0-4300-1150-1000-002-01016	INSTR	400.00	262.03	115.34	377.37	22.63
Heller, Katie		400.00				
01-1100-0-4300-1150-1000-002-01104	INSTR	400.00	255.66	142.33	397.99	2.01
Leyva, Adrainna		400.00				
01-1100-0-4300-1150-1000-002-01106	INSTR	400.00	399.13		399.13	0.87
Graves, Jaime		400.00				
01-1100-0-4300-1150-1000-002-01109	INSTR	400.00	305.15		305.15	94.85
Copeland, Jennifer		400.00				
01-1100-0-4300-1150-1000-002-01113	INSTR	400.00	400.00		400.00	
Vacancy		400.00				
01-1100-0-4300-1150-1000-002-01116	INSTR	400.00				400.00
Munson, Riley		400.00				
01-1100-0-4300-1150-1000-002-01123	INSTR	400.00				400.00
Gliatto, Scott		400.00				
01-1100-0-4300-1150-1000-002-01126	INSTR	400.00	400.00		400.00	
Zediker, Darbi		400.00				
01-1100-0-4300-1150-1000-002-01136	INSTR	400.00	212.09	84.04	296.13	103.87
Stacher, Katie		400.00				
01-1100-0-4300-1150-1000-002-01137	INSTR	400.00	150.35	189.40	339.75	60.25
Hanna, Veronica		400.00				
01-1100-0-4300-1150-1000-002-01139	INSTR	400.00	401.63		401.63	1.63-
Vacancy		400.00				
01-1100-0-4300-1150-1000-002-01141	INSTR	400.00	352.88		352.88	47.12
Jenner, Jenny		400.00				
01-1100-0-4300-1150-1000-002-01159	INSTR	400.00	394.96		394.96	5.04
Hale, Michelle		400.00				
01-1100-0-4300-1150-1000-002-01162	INSTR	400.00	327.60	71.15	398.75	1.25
Vacancy		400.00				
01-1100-0-4300-1150-1000-002-01164	INSTR	400.00	119.60		119.60	280.40
Casey, Lauren		400.00				

FUND :01 GENERAL FUND
RESOURCE:1100 STATE LOTTERY

	FUNCTION	2025-2026 3RD INTER BUDGET	2025-2026 YTD ACTUAL	2025-2026 YTD ENCUMBER	CALC: 2+3 2025-2026 TOTAL	CALC: 1-4 2025-2026 REMAINING BUDGET
01-1100-0-4300-1150-1000-002-01165	INSTR	400.00	335.81	58.21	394.02	5.98
Baker, Annie		400.00				
01-1100-0-4300-1150-1000-002-01184	INSTR	400.00		386.03	386.03	13.97
McKay, Tammy (Renee)		400.00				
01-1100-0-4300-1150-1000-002-01187	INSTR	400.00	392.49		392.49	7.51
Shelby, Karla		400.00				
01-1100-0-4300-1150-1000-002-01191	INSTR	400.00	400.00		400.00	
Clayton, Erin		400.00				
01-1100-0-4300-1150-1000-002-01199	INSTR	400.00	107.71		107.71	292.29
Christensen, Susan		400.00				
01-1100-0-4300-1150-1000-002-06046	INSTR	400.00	400.00		400.00	
Horvath, Cheryl		400.00				
01-1100-0-4300-1150-1000-003-00000	INSTR	1,000.00	553.23	9.90	563.13	436.87
GOLD ST SITE BUDGET		1,000.00				
01-1100-0-4300-1150-1000-003-01003	INSTR	400.00	234.22	100.19	334.41	65.59
Buker, Kayla		400.00				
01-1100-0-4300-1150-1000-003-01004	INSTR	400.00	400.00		400.00	
Dickson, Hunter		400.00				
01-1100-0-4300-1150-1000-003-01006	INSTR	400.00	310.91		310.91	89.09
Pappas, L.		400.00				
01-1100-0-4300-1150-1000-003-01008	INSTR		400.00		400.00	400.00-
01-1100-0-4300-1150-1000-003-01100	INSTR	400.00	350.10	49.90	400.00	
West, Jennifer		400.00				
01-1100-0-4300-1150-1000-003-01102	INSTR	400.00	340.52		340.52	59.48
Harris, Katie		400.00				
01-1100-0-4300-1150-1000-003-01107	INSTR	400.00	263.95	156.29	420.24	20.24-
Mitrovich, Sarah		400.00				
01-1100-0-4300-1150-1000-003-01200	INSTR	400.00	368.41		368.41	31.59
Freitas, Mary		400.00				
01-1100-0-4300-1150-1000-003-01260	INSTR	400.00	391.37		391.37	8.63
McNames, Katie		400.00				
01-1100-0-4300-1150-1000-003-01265	INSTR	400.00	328.78		328.78	71.22
Fitzpatrick, Debbie		400.00				
01-1100-0-4300-1150-1000-003-02460	INSTR	471.45	471.45		471.45	
TEACHER TV		471.45				
01-1100-0-4300-1150-1000-004-00000	INSTR	1,250.00	995.34	51.28	1,046.62	203.38
JSS SITE BUDGET		1,250.00				
01-1100-0-4300-1150-1000-004-01005	INSTR	400.00				400.00
Johnston Wayne		400.00				
01-1100-0-4300-1150-1000-004-01103	INSTR	400.00	400.00		400.00	
Mendenhall, Simon		400.00				
01-1100-0-4300-1150-1000-004-01105	INSTR	400.00	122.22	274.30	396.52	3.48
Kassandra Kendall		400.00				
01-1100-0-4300-1150-1000-004-01108	INSTR	400.00	381.93		381.93	18.07
O'Reilly, Amber		400.00				
01-1100-0-4300-1150-1000-004-01110	INSTR	400.00	354.73		354.73	45.27
Wheeler, Kim		400.00				
01-1100-0-4300-1150-1000-004-01115	INSTR	400.00	356.14		356.14	43.86
Cottrell, Melanie		400.00				
01-1100-0-4300-1150-1000-004-01118	INSTR	400.00	376.89		376.89	23.11

FUND :01 GENERAL FUND RESOURCE:1100 STATE LOTTERY

	FUNCTION	2025-2026 3RD INTER BUDGET	2025-2026 YTD ACTUAL	2025-2026 YTD ENCUMBER	CALC: 2+3 2025-2026 TOTAL	CALC: 1-4 2025-2026 REMAINING BUDGET
Bal, Emma		400.00				
01-1100-0-4300-1150-1000-004-01119	INSTR	400.00	288.88		288.88	111.12
Perham, Jennifer		400.00				
01-1100-0-4300-1150-1000-004-01121	INSTR	400.00	137.59	257.63	395.22	4.78
Robles, Alaina		400.00				
01-1100-0-4300-1150-1000-004-01129	INSTR	400.00	400.00		400.00	
Anderson, Hillary		400.00				
01-1100-0-4300-1150-1000-004-01132	INSTR	400.00	371.68		371.68	28.32
Justice, Tracy		400.00				
01-1100-0-4300-1150-1000-004-01143	INSTR	400.00				400.00
Vacancy		400.00				
01-1100-0-4300-1150-1000-004-01151	INSTR	400.00				400.00
Sarti, Donya		400.00				
01-1100-0-4300-1150-1000-004-01152	INSTR	400.00				400.00
Vacancy		400.00				
01-1100-0-4300-1150-1000-004-01154	INSTR	400.00				400.00
Masters, Ken		400.00				
01-1100-0-4300-1150-1000-004-01157	INSTR	400.00	82.51	174.41	256.92	143.08
Yandell, Sandy		400.00				
01-1100-0-4300-1150-1000-004-01163	INSTR	400.00	366.08		366.08	33.92
Stewart, Samuel		400.00				
01-1100-0-4300-1150-1000-004-01180	INSTR	400.00	395.40		395.40	4.60
Reusze, Sharron		400.00				
01-1100-0-4300-1150-1000-004-01181	INSTR	400.00	389.37		389.37	10.63
Sandahl, Elizabeth		400.00				
01-1100-0-4300-1150-1000-004-01182	INSTR	400.00	352.46	39.61	392.07	7.93
Solano, Julie		400.00				
01-1100-0-4300-1150-1000-004-01185	INSTR	400.00	293.24	106.34	399.58	0.42
Carter, Cece		400.00				
01-1100-0-4300-1150-1000-004-01189	INSTR	400.00	282.33		282.33	117.67
Young, Kathryn		400.00				
01-1100-0-4300-1150-1000-004-01220	INSTR	400.00	329.34	38.06	367.40	32.60
McKee, Aiden		400.00				
01-1100-0-4300-1150-1000-004-08086	INSTR	2,469.88	1,852.93	509.09	2,362.02	107.86
DETAIL LINE		469.88				
MUSIC		2,000.00				
01-1100-0-4300-1150-1000-004-09093	INSTR	215.30				215.30
DETAIL LINE		215.30				
TOTAL:		29,006.63	18,901.32	2,813.50	21,714.82	7,291.81
4400 NON-CAPITALIZED EQUIP.						
01-1100-0-4400-0000-2700-002-02460	SCH ADM	2,941.99	2,941.99		2,941.99	
DESKTOPS		2,941.99				
01-1100-0-4400-0000-2700-004-02460	SCH ADM	4,283.57	4,283.57		4,283.57	
DESKTOPS		4,283.57				
01-1100-0-4400-0000-8200-000-00000	OPER	25,215.24	25,215.24		25,215.24	
WALKIE TALKIES		25,215.24				
01-1100-0-4400-1150-1000-000-00000	INSTR	1,106.85	1,106.85		1,106.85	
LAPTOP		1,106.85				
01-1100-0-4400-1150-1000-002-02460	INSTR	13,806.11	13,806.11		13,806.11	

FUND :01 GENERAL FUND RESOURCE:1100 STATE LOTTERY

	FUNCTION	2025-2026 3RD INTER BUDGET	2025-2026 YTD ACTUAL	2025-2026 YTD ENCUMBER	CALC: 2+3 2025-2026 TOTAL	CALC: 1-4 2025-2026 REMAINING BUDGET
TEACHER PCS		13,806.11				
01-1100-0-4400-1150-1000-003-02460	INSTR	5,906.99	5,906.99		5,906.99	
TEACHER PCS		5,906.99				
01-1100-0-4400-1150-1000-004-01005	INSTR		364.64		364.64	364.64-
01-1100-0-4400-1150-1000-004-02460	INSTR	562.73	562.73		562.73	
TEACHER PCS		562.73				
01-1100-0-4400-1150-2420-002-02460	INSTMED	931.36	931.36		931.36	
LIBRARY CHECK IN/OUT		931.36				
TOTAL:		54,754.84	55,119.48		55,119.48	364.64-
TOTAL: 4xxx		84,326.47	74,020.80	2,813.50	76,834.30	7,492.17
5600 RENTALS, LEASES & REPAIRS,N.C.						
01-1100-0-5600-1150-1000-004-08086	INSTR	2,379.00	302.00	2,077.00	2,379.00	
1st Interim Adj		279.00				
DETAIL LINE		100.00				
MUSIC INSTRUMENT REPAIRS		2,000.00				
TOTAL:		2,379.00	302.00	2,077.00	2,379.00	
5710 TRANSFERS OF DIRECT COSTS						
01-1100-0-5710-1150-1000-000-00000	INSTR	109,782.29				109,782.29
EXPENSES 0000 TO 1100		109,782.29				
TOTAL:		109,782.29				109,782.29
5800 PROFES'L/CONSULTG SVCS/OP EXP						
01-1100-0-5800-1150-1000-000-00000	INSTR	42,098.08	41,998.08		41,998.08	100.00
CURR ASSOCIATES		6,361.83				
ESGI		100.00				
IMAGINE LEARNING		35,636.25				
01-1100-0-5800-1150-1000-002-00000	INSTR	3,150.00	1,780.00		1,780.00	1,370.00
3P LEARNING- READING EGGS		3,150.00				
01-1100-0-5800-1150-1000-003-00000	INSTR	5,724.00	5,724.00		5,724.00	
GSS ESGI ASSMENT		5,724.00				
01-1100-0-5800-1150-1000-004-00000	INSTR	10,054.10	7,050.00	3,004.10	10,054.10	
CENGAGE- BIG IDEAS MATH		10,054.10				
01-1100-0-5800-1150-1000-004-01138	INSTR	1,599.00	1,453.75		1,453.75	145.25
DETAIL LINE		249.00				
PLATFORM ATHLETICS		1,350.00				
01-1100-0-5800-1150-1000-004-10001	INSTR	50,659.20	50,659.20		50,659.20	
CURR ASSOCIATES		50,659.20				
TOTAL:		113,284.38	108,665.03	3,004.10	111,669.13	1,615.25
TOTAL: 5xxx		225,445.67	108,967.03	5,081.10	114,048.13	111,397.54
*SUB-TOTAL:1000-5999		309,772.14	182,987.83	7,894.60	190,882.43	118,889.71
7310 TRANSFERS OF INDIRECT COSTS						
01-1100-0-7310-0000-7210-000-00000	COST TR	2,098.21				2,098.21
5.41% INDIRECT COST RATE		2,098.21				
TOTAL:		2,098.21				2,098.21

FUND :01 GENERAL FUND RESOURCE:1100 STATE LOTTERY

FUNCTION	2025-2026 3RD INTER BUDGET	2025-2026 YTD ACTUAL	2025-2026 YTD ENCUMBER	CALC: 2+3 2025-2026 TOTAL	CALC: 1-4 2025-2026 REMAINING BUDGET
TOTAL: 7xxx	2,098.21				2,098.21
*SUB-TOTAL:1000-7999	311,870.35	182,987.83	7,894.60	190,882.43	120,987.92

FUND :01 GENERAL FUND RESOURCE:1400 EDUCATION PROTECTION ACCOUNT

	FUNCTION	2025-2026 3RD INTER BUDGET	2025-2026 YTD ACTUAL	2025-2026 YTD ENCUMBER	CALC: 2+3 2025-2026 TOTAL	CALC: 1-4 2025-2026 REMAINING BUDGET
8012 EPA REVENUE						
01-1400-0-8012-0000-0000-000-00000	REV/BAL	2,814,134.00	1,017,331.00		1,017,331.00	1,796,803.00
1st Interim Adj		1,179,858.00				
EPA		1,634,276.00				
TOTAL:		2,814,134.00	1,017,331.00		1,017,331.00	1,796,803.00
TOTAL: 8xxx		2,814,134.00	1,017,331.00		1,017,331.00	1,796,803.00
1100 CERTIFICATED TEACHERS SALARIES						
01-1400-0-1100-1150-1000-002-00000	INSTR	187,303.34	145,373.42	39,039.48	184,412.90	2,890.44
Christensen, Susan		89,754.00				
Clayton, Erin		95,732.00				
Lead Teacher- Evergreen		1,817.34				
01-1400-0-1100-1150-1000-002-10002	INSTR	398,819.00	305,742.07	95,364.11	401,106.18	2,287.18-
Hale, MichelleLCAP 1.2		80,715.00				
Hanna, VeronicaLCAP 1.2		102,934.00				
Leyva, AdriannaLCAP 1.2		72,792.00				
Shelby, KarlaLCAP 1.2		78,715.00				
Stacher, KatieLCAP 1.2		63,663.00				
01-1400-0-1100-1150-1000-003-00000	INSTR	1,817.34	203.21		203.21	1,614.13
Lead Teacher- Gold		1,817.34				
01-1400-0-1100-1150-1000-003-10002	INSTR	162,785.00	122,228.49	40,696.26	162,924.75	139.75-
Dickson, HunterLCAP 1.2		65,955.00				
Harris, KatieLCAP 1.2		96,830.00				
01-1400-0-1100-1150-1000-004-10002	INSTR	351,068.00	257,278.80	87,863.55	345,142.35	5,925.65
Carter, CeceLCAP 1.2		98,882.00				
Cottrell, MelanieLCAP 1.2		98,830.00				
Kendall, KassandraLCAP 1.2		60,682.00				
Reusze, SharronLCAP 1.2		92,674.00				
TOTAL:		1,101,792.68	830,825.99	262,963.40	1,093,789.39	8,003.29
TOTAL: 1xxx		1,101,792.68	830,825.99	262,963.40	1,093,789.39	8,003.29
3101 STRS CERTIFICATED						
01-1400-0-3101-1150-1000-002-00000	INSTR	35,774.93	28,697.52	6,390.18	35,087.70	687.23
*Christensen, Susa		17,143.01				
*Clayton, Erin		18,284.81				
*Lead Teacher- Eve		347.11				
01-1400-0-3101-1150-1000-002-10002	INSTR	76,174.43	59,731.12	13,849.89	73,581.01	2,593.42
*Hale, MichelleLCA		15,416.57				
*Hanna, VeronicaLC		19,660.39				
*Leyva, AdriannaLC		13,903.27				
*Shelby, KarlaLCAP		15,034.57				
*Stacher, KatieLCA		12,159.63				
01-1400-0-3101-1150-1000-003-00000	INSTR	347.11	82.27-		82.27-	429.38
*Lead Teacher- Gol		347.11				
01-1400-0-3101-1150-1000-003-10002	INSTR	31,091.94	25,393.06	5,653.07	31,046.13	45.81
*Dickson, HunterLC		12,597.41				
*Harris, KatieLCAP		18,494.53				
01-1400-0-3101-1150-1000-004-10002	INSTR	67,053.98	53,476.03	12,205.04	65,681.07	1,372.91

FUND :01 GENERAL FUND RESOURCE:1400 EDUCATION PROTECTION ACCOUNT

	FUNCTION	2025-2026 3RD INTER BUDGET	2025-2026 YTD ACTUAL	2025-2026 YTD ENCUMBER	CALC: 2+3 2025-2026 TOTAL	CALC: 1-4 2025-2026 REMAINING BUDGET
*Carter, CeceLCAP		18,886.46				
*Cottrell, Melanie		18,876.53				
*Kendall, Kassandr		11,590.26				
*Reusze, SharronLC		17,700.73				
TOTAL:		210,442.39	167,215.46	38,098.18	205,313.64	5,128.75
3311 MEDICARE - CERTIFICATED						
01-1400-0-3311-1150-1000-002-00000	INSTR	2,715.89	2,016.15	577.74	2,593.89	122.00
*Christensen, Susa		1,301.43				
*Clayton, Erin		1,388.11				
*Lead Teacher- Eve		26.35				
01-1400-0-3311-1150-1000-002-10002	INSTR	5,782.87	4,294.47	1,382.78	5,677.25	105.62
*Hale, MichelleLCA		1,170.37				
*Hanna, VeronicaLC		1,492.54				
*Leyva, AdriannaLC		1,055.48				
*Shelby, KarlaLCAP		1,141.37				
*Stacher, KatieLCA		923.11				
01-1400-0-3311-1150-1000-003-00000	INSTR	26.35	2.94		2.94	23.41
*Lead Teacher- Gol		26.35				
01-1400-0-3311-1150-1000-003-10002	INSTR	2,360.39	1,772.32	590.10	2,362.42	2.03-
*Dickson, HunterLC		956.35				
*Harris, KatieLCAP		1,404.04				
01-1400-0-3311-1150-1000-004-10002	INSTR	5,090.49	3,474.50	1,274.02	4,748.52	341.97
*Carter, CeceLCAP		1,433.79				
*Cottrell, Melanie		1,433.04				
*Kendall, Kassandr		879.89				
*Reusze, SharronLC		1,343.77				
TOTAL:		15,975.99	11,560.38	3,824.64	15,385.02	590.97
3401 HEALTH & WELFARE CERTIFICATED						
01-1400-0-3401-1150-1000-002-00000	INSTR	35,665.44	29,706.34	6,757.40	36,463.74	798.30-
Christensen, Susan,H&W		18,801.72				
Clayton, Erin,H&W		16,863.72				
01-1400-0-3401-1150-1000-002-10002	INSTR	71,401.92	57,391.67	12,594.50	69,986.17	1,415.75
Hale, Michelle,H&W		13,133.40				
Hanna, Veronica,H&W		18,801.72				
Leyva, Adrianna,H&W		13,200.00				
Shelby, Karla,H&W		13,133.40				
Stacher, Katie,H&W		13,133.40				
01-1400-0-3401-1150-1000-002-10004	INSTR		2,613.86		2,613.86	2,613.86-
01-1400-0-3401-1150-1000-003-00000	INSTR		1,694.36		1,694.36	1,694.36-
01-1400-0-3401-1150-1000-003-10002	INSTR	26,400.00	22,055.50	4,411.10	26,466.60	66.60-
Dickson, Hunter,H&W		13,200.00				
Harris, Katie,H&W		13,200.00				
01-1400-0-3401-1150-1000-004-10002	INSTR	55,190.04	38,757.31	7,968.68	46,725.99	8,464.05
Carter, Cece,H&W		15,723.24				
Cottrell, Melanie,H&W		13,133.40				
Kendall, Kassandra,H&W		13,200.00				
Reusze, Sharron,H&W		13,133.40				
TOTAL:		188,657.40	152,219.04	31,731.68	183,950.72	4,706.68
3501 UNEMPLOYMENT - CERTIFICATED						

FUND :01 GENERAL FUND RESOURCE:1400 EDUCATION PROTECTION ACCOUNT

	FUNCTION	2025-2026 3RD INTER BUDGET	2025-2026 YTD ACTUAL	2025-2026 YTD ENCUMBER	CALC: 2+3 2025-2026 TOTAL	CALC: 1-4 2025-2026 REMAINING BUDGET
01-1400-0-3501-1150-1000-002-00000	INSTR	93.66	69.56	18.79	88.35	5.31
*Christensen, Susa		44.88				
*Clayton, Erin		47.87				
*Lead Teacher- Eve		0.91				
01-1400-0-3501-1150-1000-002-10002	INSTR	199.42	147.95	46.03	193.98	5.44
*Hale, MichelleLCA		40.36				
*Hanna, VeronicaLC		51.47				
*Leyva, AdriannaLC		36.40				
*Shelby, KarlaLCAP		39.36				
*Stacher, KatieLCA		31.83				
01-1400-0-3501-1150-1000-003-00000	INSTR	0.91	0.10		0.10	0.81
*Lead Teacher- Gol		0.91				
01-1400-0-3501-1150-1000-003-10002	INSTR	81.40	61.09	20.34	81.43	0.03-
*Dickson, HunterLC		32.98				
*Harris, KatieLCAP		48.42				
01-1400-0-3501-1150-1000-004-10002	INSTR	175.54	119.87	40.76	160.63	14.91
*Carter, CeceLCAP		49.44				
*Cottrell, Melanie		49.42				
*Kendall, Kassandr		30.34				
*Reusze, SharronLC		46.34				
TOTAL:		550.93	398.57	125.92	524.49	26.44
3601 WORKERS COMP - CERTIFICATED						
01-1400-0-3601-1150-1000-002-00000	INSTR	3,814.25	2,868.49	790.32	3,658.81	155.44
*Christensen, Susa		1,827.75				
*Clayton, Erin		1,949.49				
*Lead Teacher- Eve		37.01				
01-1400-0-3601-1150-1000-002-10002	INSTR	8,121.55	6,109.96	1,944.56	8,054.52	67.03
*Hale, MichelleLCA		1,643.68				
*Hanna, VeronicaLC		2,096.15				
*Leyva, AdriannaLC		1,482.34				
*Shelby, KarlaLCAP		1,602.95				
*Stacher, KatieLCA		1,296.43				
01-1400-0-3601-1150-1000-003-00000	INSTR	37.01	4.20		4.20	32.81
*Lead Teacher- Gol		37.01				
01-1400-0-3601-1150-1000-003-10002	INSTR	3,314.96	2,521.63	839.56	3,361.19	46.23-
*Dickson, HunterLC		1,343.11				
*Harris, KatieLCAP		1,971.85				
01-1400-0-3601-1150-1000-004-10002	INSTR	7,149.14	4,943.42	1,768.97	6,712.39	436.75
*Carter, CeceLCAP		2,013.63				
*Cottrell, Melanie		2,012.57				
*Kendall, Kassandr		1,235.73				
*Reusze, SharronLC		1,887.21				
TOTAL:		22,436.91	16,447.70	5,343.41	21,791.11	645.80
TOTAL: 3xxx		438,063.62	347,841.15	79,123.83	426,964.98	11,098.64
5710 TRANSFERS OF DIRECT COSTS						
01-1400-0-5710-1150-1000-000-00000	INSTR	1,274,277.70				1,274,277.70
TO 0000		1,274,277.70				

FUND :01 GENERAL FUND RESOURCE:1400 EDUCATION PROTECTION ACCOUNT

	FUNCTION	2025-2026 3RD INTER BUDGET	2025-2026 YTD ACTUAL	2025-2026 YTD ENCUMBER	CALC: 2+3 2025-2026 TOTAL	CALC: 1-4 2025-2026 REMAINING BUDGET
TOTAL:		1,274,277.70				1,274,277.70
TOTAL: 5xxx		1,274,277.70				1,274,277.70
*SUB-TOTAL:1000-5999		2,814,134.00	1,178,667.14	342,087.23	1,520,754.37	1,293,379.63

FUND :01 GENERAL FUND RESOURCE:2600 EXPAND LEARN OPPORT PROG

	FUNCTION	2025-2026 3RD INTER BUDGET	2025-2026 YTD ACTUAL	2025-2026 YTD ENCUMBER	CALC: 2+3 2025-2026 TOTAL	CALC: 1-4 2025-2026 REMAINING BUDGET
8590 ALL OTHER STATE REVENUES						
01-2600-0-8590-0000-0000-000-00000	REV/BAL	1,251,639.00				1,251,639.00
ELOP		1,251,639.00				
TOTAL:		1,251,639.00				1,251,639.00
8990 CONTRIBUTIONS FROM REST REV						
01-2600-0-8990-0000-0000-000-00000	REV/BAL	538,438.25-				538,438.25-
TO RS 6010		538,438.25-				
TOTAL:		538,438.25-				538,438.25-
TOTAL: 8xxx		713,200.75				713,200.75
1100 CERTIFICATED TEACHERS SALARIES						
01-2600-0-1100-1150-1000-000-00000	INSTR	300,000.00	261,642.52		261,642.52	38,357.48
ELOP SSC Certif		300,000.00				
01-2600-0-1100-1150-1000-002-00000	INSTR	20,000.00	15,400.00		15,400.00	4,600.00
ELOP Ext Learn-EVG		20,000.00				
01-2600-0-1100-1150-1000-003-00000	INSTR	12,000.00	8,870.00		8,870.00	3,130.00
ELOP Ext Learn-GSS		12,000.00				
01-2600-0-1100-1150-1000-004-00000	INSTR	20,000.00	15,015.00		15,015.00	4,985.00
ELOP Ext Learn-JSS		20,000.00				
TOTAL:		352,000.00	300,927.52		300,927.52	51,072.48
1300 CERTIFICATED SUPERV & ADM SAL						
01-2600-0-1300-0000-2700-000-00000	SCH ADM	50,000.00	43,378.50		43,378.50	6,621.50
StudentSuccessClubAdmin		50,000.00				
TOTAL:		50,000.00	43,378.50		43,378.50	6,621.50
TOTAL: 1xxx		402,000.00	344,306.02		344,306.02	57,693.98
2100 INSTRUCTIONAL AIDE SALARIES						
01-2600-0-2100-1150-1000-000-00000	INSTR	150,000.00	115,024.78		115,024.78	34,975.22
ELOP SSC Classified		150,000.00				
TOTAL:		150,000.00	115,024.78		115,024.78	34,975.22
2170 INSTRUCTIONAL AIDE SUBSTITUTE						
01-2600-0-2170-1150-1000-000-00000	INSTR	10,000.00	6,482.11		6,482.11	3,517.89
ELOP SSC Class Sub		10,000.00				
TOTAL:		10,000.00	6,482.11		6,482.11	3,517.89
2200 CLASSIFIED SUPPORT SALARIES						
01-2600-0-2200-0000-3700-000-00000	FOODSER	22,500.00	16,240.55		16,240.55	6,259.45
ELOP SSC Food Serv		22,500.00				
01-2600-0-2200-0000-8200-000-00000	OPER	15,000.00	5,324.20		5,324.20	9,675.80
ELOP SSC Custodial		15,000.00				
01-2600-0-2200-1150-3140-000-00000	HLTHSER		938.39		938.39	938.39-
TOTAL:		37,500.00	22,503.14		22,503.14	14,996.86
2300 CLASSIFIED SUPERV & ADMIN SAL						
01-2600-0-2300-0000-2460-000-00000	TECHNLG	25,000.00	19,468.48		19,468.48	5,531.52

FUND :01 GENERAL FUND RESOURCE:2600 EXPAND LEARN OPPORT PROG

	FUNCTION	2025-2026 3RD INTER BUDGET	2025-2026 YTD ACTUAL	2025-2026 YTD ENCUMBER	CALC: 2+3 2025-2026 TOTAL	CALC: 1-4 2025-2026 REMAINING BUDGET
ELOP SSC IT Supprt		25,000.00				
01-2600-0-2300-0000-3700-000-00000	FOODSER	5,000.00	2,644.08		2,644.08	2,355.92
ELOP SSC Food Suprv		5,000.00				
TOTAL:		30,000.00	22,112.56		22,112.56	7,887.44
2400 CLERICAL/TECHNICAL/OFFICE SAL						
01-2600-0-2400-0000-2700-000-00000	SCH ADM	25,000.00	17,950.63		17,950.63	7,049.37
ELOP SSC Cler Sub		25,000.00				
TOTAL:		25,000.00	17,950.63		17,950.63	7,049.37
TOTAL: 2xxx		252,500.00	184,073.22		184,073.22	68,426.78
3101 STRS CERTIFICATED						
01-2600-0-3101-0000-2700-000-00000	SCH ADM	9,550.00	8,285.32		8,285.32	1,264.68
*StudentSuccessClu		9,550.00				
01-2600-0-3101-1150-1000-000-00000	INSTR	57,300.00	35,466.06		35,466.06	21,833.94
*ELOP SSC Certif		57,300.00				
01-2600-0-3101-1150-1000-002-00000	INSTR	3,820.00	2,801.97		2,801.97	1,018.03
*ELOP Ext Learn-EV		3,820.00				
01-2600-0-3101-1150-1000-003-00000	INSTR	2,292.00	1,201.39		1,201.39	1,090.61
*ELOP Ext Learn-GS		2,292.00				
01-2600-0-3101-1150-1000-004-00000	INSTR	3,820.00	2,584.23		2,584.23	1,235.77
*ELOP Ext Learn-JS		3,820.00				
TOTAL:		76,782.00	50,338.97		50,338.97	26,443.03
3102 STRS CLASSIFIED						
01-2600-0-3102-1150-1000-000-00000	INSTR		6,167.51-		6,167.51-	6,167.51
TOTAL:			6,167.51-		6,167.51-	6,167.51
3201 PERS CERTIFICATED						
01-2600-0-3201-1150-1000-000-00000	INSTR		13,703.28		13,703.28	13,703.28-
01-2600-0-3201-1150-1000-002-00000	INSTR		195.71		195.71	195.71-
01-2600-0-3201-1150-1000-003-00000	INSTR		691.69		691.69	691.69-
01-2600-0-3201-1150-1000-004-00000	INSTR		398.13		398.13	398.13-
TOTAL:			14,988.81		14,988.81	14,988.81-
3202 PERS CLASSIFIED						
01-2600-0-3202-0000-2460-000-00000	TECHNLG	6,702.50				6,702.50
*ELOP SSC IT Suppr		6,702.50				
01-2600-0-3202-0000-2700-000-00000	SCH ADM	6,702.50	2,643.48		2,643.48	4,059.02
*ELOP SSC Cler Sub		6,702.50				
01-2600-0-3202-0000-3700-000-00000	FOODSER	7,372.75	2,184.64		2,184.64	5,188.11
*ELOP SSC Food Ser		6,032.25				
*ELOP SSC Food Sup		1,340.50				
01-2600-0-3202-0000-8200-000-00000	OPER	4,021.50				4,021.50
*ELOP SSC Custodia		4,021.50				
01-2600-0-3202-1150-1000-000-00000	INSTR	42,896.00	17,485.40		17,485.40	25,410.60
*ELOP SSC Class Su		2,681.00				
*ELOP SSC Classifi		40,215.00				
01-2600-0-3202-1150-3140-000-00000	HLTHSER		71.52		71.52	71.52-

FUND :01 GENERAL FUND RESOURCE:2600 EXPAND LEARN OPPORT PROG

	FUNCTION	2025-2026 3RD INTER BUDGET	2025-2026 YTD ACTUAL	2025-2026 YTD ENCUMBER	CALC: 2+3 2025-2026 TOTAL	CALC: 1-4 2025-2026 REMAINING BUDGET
TOTAL:		67,695.25	22,385.04		22,385.04	45,310.21
3301 SOCIAL SECURITY CERTIFICATED						
01-2600-0-3301-1150-1000-000-00000	INSTR		3,168.96		3,168.96	3,168.96-
01-2600-0-3301-1150-1000-002-00000	INSTR		45.26		45.26	45.26-
01-2600-0-3301-1150-1000-003-00000	INSTR		159.96		159.96	159.96-
01-2600-0-3301-1150-1000-004-00000	INSTR		92.07		92.07	92.07-
TOTAL:			3,466.25		3,466.25	3,466.25-
3302 SOCIAL SECURITY CLASSIFIED						
01-2600-0-3302-0000-2460-000-00000	TECHNLG	1,550.00	1,207.01		1,207.01	342.99
*ELOP SSC IT Suppr		1,550.00				
01-2600-0-3302-0000-2700-000-00000	SCH ADM	1,550.00	1,112.98		1,112.98	437.02
*ELOP SSC Cler Sub		1,550.00				
01-2600-0-3302-0000-3700-000-00000	FOODSER	1,705.00	1,170.85		1,170.85	534.15
*ELOP SSC Food Ser		1,395.00				
*ELOP SSC Food Sup		310.00				
01-2600-0-3302-0000-8200-000-00000	OPER	930.00	330.09		330.09	599.91
*ELOP SSC Custodia		930.00				
01-2600-0-3302-1150-1000-000-00000	INSTR	9,920.00	7,452.78		7,452.78	2,467.22
*ELOP SSC Class Su		620.00				
*ELOP SSC Classifi		9,300.00				
01-2600-0-3302-1150-3140-000-00000	HLTHSER		58.18		58.18	58.18-
TOTAL:		15,655.00	11,331.89		11,331.89	4,323.11
3311 MEDICARE - CERTIFICATED						
01-2600-0-3311-0000-2700-000-00000	SCH ADM	725.00	628.97		628.97	96.03
*StudentSuccessClu		725.00				
01-2600-0-3311-1150-1000-000-00000	INSTR	4,350.00	3,793.79		3,793.79	556.21
*ELOP SSC Certif		4,350.00				
01-2600-0-3311-1150-1000-002-00000	INSTR	290.00	223.29		223.29	66.71
*ELOP Ext Learn-EV		290.00				
01-2600-0-3311-1150-1000-003-00000	INSTR	174.00	128.61		128.61	45.39
*ELOP Ext Learn-GS		174.00				
01-2600-0-3311-1150-1000-004-00000	INSTR	290.00	217.73		217.73	72.27
*ELOP Ext Learn-JS		290.00				
TOTAL:		5,829.00	4,992.39		4,992.39	836.61
3312 MEDICARE - CLASSIFIED						
01-2600-0-3312-0000-2460-000-00000	TECHNLG	362.50	282.31		282.31	80.19
*ELOP SSC IT Suppr		362.50				
01-2600-0-3312-0000-2700-000-00000	SCH ADM	362.50	260.27		260.27	102.23
*ELOP SSC Cler Sub		362.50				
01-2600-0-3312-0000-3700-000-00000	FOODSER	398.75	273.80		273.80	124.95
*ELOP SSC Food Ser		326.25				
*ELOP SSC Food Sup		72.50				
01-2600-0-3312-0000-8200-000-00000	OPER	217.50	77.20		77.20	140.30
*ELOP SSC Custodia		217.50				
01-2600-0-3312-1150-1000-000-00000	INSTR	2,320.00	1,761.87		1,761.87	558.13
*ELOP SSC Class Su		145.00				

FUND :01 GENERAL FUND RESOURCE:2600 EXPAND LEARN OPPORT PROG

	FUNCTION	2025-2026 3RD INTER BUDGET	2025-2026 YTD ACTUAL	2025-2026 YTD ENCUMBER	CALC: 2+3 2025-2026 TOTAL	CALC: 1-4 2025-2026 REMAINING BUDGET
*ELOP SSC Classifi		2,175.00				
01-2600-0-3312-1150-3140-000-00000	HLTHSER		13.61		13.61	13.61-
TOTAL:		3,661.25	2,669.06		2,669.06	992.19
3402 HEALTH & WELFARE CLASSIFIED						
01-2600-0-3402-1150-1000-000-00000	INSTR		151.79		151.79	151.79-
TOTAL:			151.79		151.79	151.79-
3501 UNEMPLOYMENT - CERTIFICATED						
01-2600-0-3501-0000-2700-000-00000	SCH ADM	25.00	21.72		21.72	3.28
*StudentSuccessClu		25.00				
01-2600-0-3501-1150-1000-000-00000	INSTR	150.00	130.97		130.97	19.03
*ELOP SSC Certif		150.00				
01-2600-0-3501-1150-1000-002-00000	INSTR	10.00	7.72		7.72	2.28
*ELOP Ext Learn-EV		10.00				
01-2600-0-3501-1150-1000-003-00000	INSTR	6.00	4.44		4.44	1.56
*ELOP Ext Learn-GS		6.00				
01-2600-0-3501-1150-1000-004-00000	INSTR	10.00	7.57		7.57	2.43
*ELOP Ext Learn-JS		10.00				
TOTAL:		201.00	172.42		172.42	28.58
3502 UNEMPLOYMENT - CLASSIFIED						
01-2600-0-3502-0000-2460-000-00000	TECHNLG	12.50	9.73		9.73	2.77
*ELOP SSC IT Suppr		12.50				
01-2600-0-3502-0000-2700-000-00000	SCH ADM	12.50	8.96		8.96	3.54
*ELOP SSC Cler Sub		12.50				
01-2600-0-3502-0000-3700-000-00000	FOODSER	13.75	9.41		9.41	4.34
*ELOP SSC Food Ser		11.25				
*ELOP SSC Food Sup		2.50				
01-2600-0-3502-0000-8200-000-00000	OPER	7.50	2.67		2.67	4.83
*ELOP SSC Custodia		7.50				
01-2600-0-3502-1150-1000-000-00000	INSTR	80.00	60.80		60.80	19.20
*ELOP SSC Class Su		5.00				
*ELOP SSC Classifi		75.00				
01-2600-0-3502-1150-3140-000-00000	HLTHSER		0.47		0.47	0.47-
TOTAL:		126.25	92.04		92.04	34.21
3601 WORKERS COMP - CERTIFICATED						
01-2600-0-3601-0000-2700-000-00000	SCH ADM	1,018.20	894.91		894.91	123.29
*StudentSuccessClu		1,018.20				
01-2600-0-3601-1150-1000-000-00000	INSTR	6,109.20	5,397.62		5,397.62	711.58
*ELOP SSC Certif		6,109.20				
01-2600-0-3601-1150-1000-002-00000	INSTR	407.28	317.64		317.64	89.64
*ELOP Ext Learn-EV		407.28				
01-2600-0-3601-1150-1000-003-00000	INSTR	244.37	182.96		182.96	61.41
*ELOP Ext Learn-GS		244.37				
01-2600-0-3601-1150-1000-004-00000	INSTR	407.28	309.72		309.72	97.56
*ELOP Ext Learn-JS		407.28				
TOTAL:		8,186.33	7,102.85		7,102.85	1,083.48
3602 WORKERS COMP - CLASSIFIED						

FUND :01 GENERAL FUND RESOURCE:2600 EXPAND LEARN OPPORT PROG

	FUNCTION	2025-2026 3RD INTER BUDGET	2025-2026 YTD ACTUAL	2025-2026 YTD ENCUMBER	CALC: 2+3 2025-2026 TOTAL	CALC: 1-4 2025-2026 REMAINING BUDGET
01-2600-0-3602-0000-2460-000-00000	TECHNLG	509.10	401.63		401.63	107.47
*ELOP SSC IT Suppr		509.10				
01-2600-0-3602-0000-2700-000-00000	SCH ADM	509.10	370.32		370.32	138.78
*ELOP SSC Cler Sub		509.10				
01-2600-0-3602-0000-3700-000-00000	FOODSER	560.01	389.61		389.61	170.40
*ELOP SSC Food Ser		458.19				
*ELOP SSC Food Sup		101.82				
01-2600-0-3602-0000-8200-000-00000	OPER	305.46	109.84		109.84	195.62
*ELOP SSC Custodia		305.46				
01-2600-0-3602-1150-1000-000-00000	INSTR	3,258.24	2,506.64		2,506.64	751.60
*ELOP SSC Class Su		203.64				
*ELOP SSC Classifi		3,054.60				
01-2600-0-3602-1150-3140-000-00000	HLTHSER		19.35		19.35	19.35-
TOTAL:		5,141.91	3,797.39		3,797.39	1,344.52
TOTAL: 3xxx		183,277.99	115,321.39		115,321.39	67,956.60
4200 BOOKS AND REFERENCE MATERIALS						
01-2600-0-4200-1150-1000-002-00000	INSTR	16,200.00				16,200.00
1ST INTERIM		16,000.00				
2ND INTERIM		200.00				
TOTAL:		16,200.00				16,200.00
4300 SUPPLIES						
01-2600-0-4300-0000-2460-000-00000	TECHNLG	1,000.00	759.40		759.40	240.60
DETAIL LINE		1,000.00				
01-2600-0-4300-1150-1000-000-00000	INSTR	85,500.00	39,603.28	7,383.98	46,987.26	38,512.74
DETAIL LINE		75,000.00				
Summer School Supplies		10,500.00				
01-2600-0-4300-1150-1000-000-06010	INSTR	11,000.00	8,010.25	1,635.46	9,645.71	1,354.29
EPIC WINTER CAMP		10,000.00				
YMCA- EWC		1,000.00				
01-2600-0-4300-1150-4200-002-00506	SCH ATH	1,170.68	58.70		58.70	1,111.98
DETAIL LINE		1,170.68				
01-2600-0-4300-1150-4200-004-00506	SCH ATH	500.00	340.60		340.60	159.40
DETAIL LINE		500.00				
TOTAL:		99,170.68	48,772.23	9,019.44	57,791.67	41,379.01
4341 GAS, OIL LUBE, ETC						
01-2600-0-4341-1150-1000-000-00000	INSTR	1,500.00	1,126.47		1,126.47	373.53
DETAIL LINE		1,500.00				
TOTAL:		1,500.00	1,126.47		1,126.47	373.53
4400 NON-CAPITALIZED EQUIP.						
01-2600-0-4400-1150-1000-000-00000	INSTR	2,500.00	1,292.37		1,292.37	1,207.63
DETAIL LINE		2,500.00				
TOTAL:		2,500.00	1,292.37		1,292.37	1,207.63
TOTAL: 4xxx		119,370.68	51,191.07	9,019.44	60,210.51	59,160.17
5200 TRAVEL & CONFERENCE						

FUND :01 GENERAL FUND RESOURCE:2600 EXPAND LEARN OPPORT PROG

	FUNCTION	2025-2026 3RD INTER BUDGET	2025-2026 YTD ACTUAL	2025-2026 YTD ENCUMBER	CALC: 2+3 2025-2026 TOTAL	CALC: 1-4 2025-2026 REMAINING BUDGET
01-2600-0-5200-1150-1000-000-00000	INSTR	3,000.00				3,000.00
DETAIL LINE		3,000.00				
01-2600-0-5200-1150-1000-002-00000	INSTR	1,000.00				1,000.00
2ND INTERIM		1,000.00				
TOTAL:		4,000.00				4,000.00
5600 RENTALS, LEASES & REPAIRS,N.C.						
01-2600-0-5600-1150-1000-000-00000	INSTR	500.00	320.00		320.00	180.00
DETAIL LINE		500.00				
01-2600-0-5600-1150-1000-000-06010	INSTR	5,690.00	5,690.00		5,690.00	
DETAIL LINE		690.00				
YMCA- EWC		5,000.00				
TOTAL:		6,190.00	6,010.00		6,010.00	180.00
5800 PROFES'L/CONSULTG SVCS/OP EXP						
01-2600-0-5800-1150-1000-000-00000	INSTR	86,000.00	82,705.22	11,412.72	94,117.94	8,117.94-
1st Interim Adj		35,000.00				
DETAIL LINE		31,000.00				
EVANS		20,000.00				
01-2600-0-5800-1150-1000-000-06010	INSTR	37,109.87	37,109.87		37,109.87	
EPIC WINTER CAMP		29,069.87				
YMCA- EWC		8,040.00				
01-2600-0-5800-1150-1000-002-00000	INSTR	25,812.52	14,706.26	10,406.26	25,112.52	700.00
DETAIL LINE		5,000.00				
IXL LEARNING		20,812.52				
01-2600-0-5800-1150-1000-003-00000	INSTR	10,406.26	5,203.13	5,203.13	10,406.26	
IXL LEARNING		10,406.26				
01-2600-0-5800-1150-1000-004-00000	INSTR	22,312.47	10,406.24	10,406.23	20,812.47	1,500.00
DETAIL LINE		1,500.00				
IXL LEARNING		20,812.47				
TOTAL:		181,641.12	150,130.72	37,428.34	187,559.06	5,917.94-
TOTAL: 5xxx		191,831.12	156,140.72	37,428.34	193,569.06	1,737.94-
*SUB-TOTAL:1000-5999		1,148,979.79	851,032.42	46,447.78	897,480.20	251,499.59
6170 LAND IMPROVEMENTS - DEPRECIABL						
01-2600-0-6170-0000-8500-002-00000	FAC ACQ	150,000.00	4,000.00	23,000.00	27,000.00	123,000.00
SHADE STRUCTURE		150,000.00				
TOTAL:		150,000.00	4,000.00	23,000.00	27,000.00	123,000.00
TOTAL: 6xxx		150,000.00	4,000.00	23,000.00	27,000.00	123,000.00
*SUB-TOTAL:1000-6999		1,298,979.79	855,032.42	69,447.78	924,480.20	374,499.59
7310 TRANSFERS OF INDIRECT COSTS						
01-2600-0-7310-0000-7210-000-00000	COST TR	46,488.22				46,488.22
5.41% INDIRECT COST RATE		46,488.22				
TOTAL:		46,488.22				46,488.22
TOTAL: 7xxx		46,488.22				46,488.22

FUND :01 GENERAL FUND RESOURCE:2600 EXPAND LEARN OPPORT PROG

	FUNCTION	2025-2026 3RD INTER BUDGET	2025-2026 YTD ACTUAL	2025-2026 YTD ENCUMBER	CALC: 2+3 2025-2026 TOTAL	CALC: 1-4 2025-2026 REMAINING BUDGET
*SUB-TOTAL:1000-7999		1,345,468.01	855,032.42	69,447.78	924,480.20	420,987.81

FUND :01 GENERAL FUND RESOURCE:3010 IASA-TL I BSC GR LOW INC/NEGLE

	FUNCTION	2025-2026 3RD INTER BUDGET	2025-2026 YTD ACTUAL	2025-2026 YTD ENCUMBER	CALC: 2+3 2025-2026 TOTAL	CALC: 1-4 2025-2026 REMAINING BUDGET
8290 ALL OTHER FEDERAL REVENUES						
01-3010-0-8290-0000-0000-000-00000	REV/BAL	372,901.00	90,317.00		90,317.00	282,584.00
Title I		372,901.00				
TOTAL:		372,901.00	90,317.00		90,317.00	282,584.00
8990 CONTRIBUTIONS FROM REST REV						
01-3010-0-8990-0000-0000-000-00000	REV/BAL	28,411.00	28,411.00		28,411.00	
FROM 4127		28,411.00				
TOTAL:		28,411.00	28,411.00		28,411.00	
TOTAL: 8xxx		401,312.00	118,728.00		118,728.00	282,584.00
2100 INSTRUCTIONAL AIDE SALARIES						
01-3010-0-2100-1150-1000-002-00000	INSTR	66,340.69	84,705.23	24,769.86	109,475.09	43,134.40-
Johnson, Misty		28,946.88				
Rutherford, Kacie		10,468.13				
Willmett, Jennifer		26,925.68				
01-3010-0-2100-1150-1000-003-00000	INSTR	28,093.71	42,327.58	13,943.25	56,270.83	28,177.12-
Neely, Sierra		28,093.71				
01-3010-0-2100-1150-1000-004-00000	INSTR	70,670.87	58,470.88	12,779.34	71,250.22	579.35-
Beeson, Elyssa		11,453.67				
Davis, Deedee		25,672.23				
Eldridge, Beneva		21,983.08				
Higgs, Shelly		11,561.89				
TOTAL:		165,105.27	185,503.69	51,492.45	236,996.14	71,890.87-
TOTAL: 2xxx		165,105.27	185,503.69	51,492.45	236,996.14	71,890.87-
3202 PERS CLASSIFIED						
01-3010-0-3202-1150-1000-002-00000	INSTR	17,785.94	24,139.66	5,193.92	29,333.58	11,547.64-
*Johnson, Misty		7,760.66				
*Rutherford, Kacie		2,806.51				
*Willmett, Jennife		7,218.77				
01-3010-0-3202-1150-1000-003-00000	INSTR	7,531.92	12,351.47	2,718.68	15,070.15	7,538.23-
*Neely, Sierra		7,531.92				
01-3010-0-3202-1150-1000-004-00000	INSTR	18,946.85	16,560.50	2,538.53	19,099.03	152.18-
*Beeson, Elyssa		3,070.73				
*Davis, Deedee		6,882.72				
*Eldridge, Beneva		5,893.66				
*Higgs, Shelly		3,099.74				
TOTAL:		44,264.71	53,051.63	10,451.13	63,502.76	19,238.05-
3302 SOCIAL SECURITY CLASSIFIED						
01-3010-0-3302-1150-1000-002-00000	INSTR	4,113.12	5,054.35	1,539.13	6,593.48	2,480.36-
*Johnson, Misty		1,794.71				
*Rutherford, Kacie		649.02				
*Willmett, Jennife		1,669.39				
01-3010-0-3302-1150-1000-003-00000	INSTR	1,741.81	2,624.30	864.48	3,488.78	1,746.97-
*Neely, Sierra		1,741.81				
01-3010-0-3302-1150-1000-004-00000	INSTR	4,381.60	3,625.17	810.58	4,435.75	54.15-

FUND :01 GENERAL FUND RESOURCE:3010 IASA-TL I BSC GR LOW INC/NEGLE

	FUNCTION	2025-2026 3RD INTER BUDGET	2025-2026 YTD ACTUAL	2025-2026 YTD ENCUMBER	CALC: 2+3 2025-2026 TOTAL	CALC: 1-4 2025-2026 REMAINING BUDGET
*Beeson, Elyssa		710.13				
*Davis, Deedee		1,591.68				
*Eldridge, Beneva		1,362.95				
*Higgs, Shelly		716.84				
TOTAL:		10,236.53	11,303.82	3,214.19	14,518.01	4,281.48-
3312 MEDICARE - CLASSIFIED						
01-3010-0-3312-1150-1000-002-00000	INSTR	961.94	1,182.05	359.95	1,542.00	580.06-
*Johnson, Misty		419.73				
*Rutherford, Kacie		151.79				
*Willmett, Jennife		390.42				
01-3010-0-3312-1150-1000-003-00000	INSTR	407.36	613.82	202.18	816.00	408.64-
*Neely, Sierra		407.36				
01-3010-0-3312-1150-1000-004-00000	INSTR	1,024.73	847.84	189.57	1,037.41	12.68-
*Beeson, Elyssa		166.08				
*Davis, Deedee		372.25				
*Eldridge, Beneva		318.75				
*Higgs, Shelly		167.65				
TOTAL:		2,394.03	2,643.71	751.70	3,395.41	1,001.38-
3401 HEALTH & WELFARE CERTIFICATED						
01-3010-0-3401-1150-1000-002-10004	INSTR		847.18		847.18	847.18-
01-3010-0-3401-1150-1000-004-10004	INSTR		847.18		847.18	847.18-
TOTAL:			1,694.36		1,694.36	1,694.36-
3402 HEALTH & WELFARE CLASSIFIED						
01-3010-0-3402-1150-1000-002-00000	INSTR	9,900.00	15,334.83	3,407.72	18,742.55	8,842.55-
Johnson, Misty,H&W		9,900.00				
01-3010-0-3402-1150-1000-003-00000	INSTR	11,314.29	8,915.02	2,100.35	11,015.37	298.92
Neely, Sierra,H&W		11,314.29				
01-3010-0-3402-1150-1000-003-10005	INSTR		943.80		943.80	943.80-
01-3010-0-3402-1150-1000-004-00000	INSTR	8,208.38	4,836.37	413.91	5,250.28	2,958.10
Davis, Deedee,H&W		8,208.38				
01-3010-0-3402-1150-1000-004-10005	INSTR		687.50		687.50	687.50-
TOTAL:		29,422.67	30,717.52	5,921.98	36,639.50	7,216.83-
3502 UNEMPLOYMENT - CLASSIFIED						
01-3010-0-3502-1150-1000-002-00000	INSTR	33.16	40.78	11.84	52.62	19.46-
*Johnson, Misty		14.47				
*Rutherford, Kacie		5.23				
*Willmett, Jennife		13.46				
01-3010-0-3502-1150-1000-003-00000	INSTR	14.05	21.13	6.97	28.10	14.05-
*Neely, Sierra		14.05				
01-3010-0-3502-1150-1000-004-00000	INSTR	35.34	29.22	6.39	35.61	0.27-
*Beeson, Elyssa		5.73				
*Davis, Deedee		12.84				
*Eldridge, Beneva		10.99				
*Higgs, Shelly		5.78				
TOTAL:		82.55	91.13	25.20	116.33	33.78-
3602 WORKERS COMP - CLASSIFIED						

FUND :01 GENERAL FUND RESOURCE:3010 IASA-TL I BSC GR LOW INC/NEGLE

	FUNCTION	2025-2026 3RD INTER BUDGET	2025-2026 YTD ACTUAL	2025-2026 YTD ENCUMBER	CALC: 2+3 2025-2026 TOTAL	CALC: 1-4 2025-2026 REMAINING BUDGET
01-3010-0-3602-1150-1000-002-00000	INSTR	1,350.95	1,681.89	503.56	2,185.45	834.50-
*Johnson, Misty		589.47				
*Rutherford, Kacie		213.17				
*Willmett, Jennife		548.31				
01-3010-0-3602-1150-1000-003-00000	INSTR	572.10	873.29	287.65	1,160.94	588.84-
*Neely, Sierra		572.10				
01-3010-0-3602-1150-1000-004-00000	INSTR	1,439.14	1,206.23	263.64	1,469.87	30.73-
*Beeson, Elyssa		233.24				
*Davis, Deedee		522.79				
*Eldridge, Beneva		447.66				
*Higgs, Shelly		235.45				
TOTAL:		3,362.19	3,761.41	1,054.85	4,816.26	1,454.07-
TOTAL: 3xxx		89,762.68	103,263.58	21,419.05	124,682.63	34,919.95-
5710 TRANSFERS OF DIRECT COSTS						
01-3010-0-5710-1150-1000-000-00000	INSTR	100,593.80				100,593.80
FROM 0000		100,593.80				
TOTAL:		100,593.80				100,593.80
5864 CO-OP / SCOE						
01-3010-0-5864-0000-2150-000-00000	SP PR A	6,649.50	6,649.50		6,649.50	
DETAIL LINE		6,649.50				
TOTAL:		6,649.50	6,649.50		6,649.50	
TOTAL: 5xxx		107,243.30	6,649.50		6,649.50	100,593.80
*SUB-TOTAL:1000-5999		362,111.25	295,416.77	72,911.50	368,328.27	6,217.02-
7310 TRANSFERS OF INDIRECT COSTS						
01-3010-0-7310-0000-7210-000-00000	COST TR	37,412.75				37,412.75
5.41% INDIRECT COST RATE		37,412.75				
TOTAL:		37,412.75				37,412.75
TOTAL: 7xxx		37,412.75				37,412.75
*SUB-TOTAL:1000-7999		399,524.00	295,416.77	72,911.50	368,328.27	31,195.73

FUND :01 GENERAL FUND RESOURCE:3310 SP ED-BASIC GRT ENT PL94-142

	FUNCTION	2025-2026 3RD INTER BUDGET	2025-2026 YTD ACTUAL	2025-2026 YTD ENCUMBER	CALC: 2+3 2025-2026 TOTAL	CALC: 1-4 2025-2026 REMAINING BUDGET
8181 SPEC EDUCACTION-ENTITLEMENT						
01-3310-0-8181-5001-0000-000-00000	REV/BAL	328,336.20				328,336.20
DEF REV		146,819.89				
DETAIL LINE		181,516.31				
TOTAL:		328,336.20				328,336.20
TOTAL: 8xxx		328,336.20				328,336.20
1100 CERTIFICATED TEACHERS SALARIES						
01-3310-0-1100-5760-1120-004-00000	SE RSP	96,726.00	72,595.40	24,181.53	96,776.93	50.93-
Bammerlin, Jessica		96,726.00				
TOTAL:		96,726.00	72,595.40	24,181.53	96,776.93	50.93-
TOTAL: 1xxx		96,726.00	72,595.40	24,181.53	96,776.93	50.93-
2100 INSTRUCTIONAL AIDE SALARIES						
01-3310-0-2100-5760-1120-004-00000	SE RSP	35,941.13	27,353.09	8,985.27	36,338.36	397.23-
Heller, Brenda		35,941.13				
TOTAL:		35,941.13	27,353.09	8,985.27	36,338.36	397.23-
TOTAL: 2xxx		35,941.13	27,353.09	8,985.27	36,338.36	397.23-
3101 STRS CERTIFICATED						
01-3310-0-3101-5760-1120-004-00000	SE RSP	18,474.67	14,815.41	3,359.04	18,174.45	300.22
*Bammerlin, Jessic		18,474.67				
TOTAL:		18,474.67	14,815.41	3,359.04	18,174.45	300.22
3202 PERS CLASSIFIED						
01-3310-0-3202-5760-1120-004-00000	SE RSP	9,635.82	7,990.33	1,751.96	9,742.29	106.47-
*Heller, Brenda		9,635.82				
TOTAL:		9,635.82	7,990.33	1,751.96	9,742.29	106.47-
3302 SOCIAL SECURITY CLASSIFIED						
01-3310-0-3302-5760-1120-004-00000	SE RSP	2,228.35	1,695.93	557.09	2,253.02	24.67-
*Heller, Brenda		2,228.35				
TOTAL:		2,228.35	1,695.93	557.09	2,253.02	24.67-
3311 MEDICARE - CERTIFICATED						
01-3310-0-3311-5760-1120-004-00000	SE RSP	1,402.53	877.71	350.63	1,228.34	174.19
*Bammerlin, Jessic		1,402.53				
TOTAL:		1,402.53	877.71	350.63	1,228.34	174.19
3312 MEDICARE - CLASSIFIED						
01-3310-0-3312-5760-1120-004-00000	SE RSP	521.15	396.63	130.29	526.92	5.77-
*Heller, Brenda		521.15				
TOTAL:		521.15	396.63	130.29	526.92	5.77-
3401 HEALTH & WELFARE CERTIFICATED						
01-3310-0-3401-5760-1120-004-00000	SE RSP	13,133.40	11,055.50	2,211.10	13,266.60	133.20-
Bammerlin, Jessica,H&W		13,133.40				

FUND :01 GENERAL FUND RESOURCE:3310 SP ED-BASIC GRT ENT PL94-142

	FUNCTION	2025-2026 3RD INTER BUDGET	2025-2026 YTD ACTUAL	2025-2026 YTD ENCUMBER	CALC: 2+3 2025-2026 TOTAL	CALC: 1-4 2025-2026 REMAINING BUDGET
TOTAL:		13,133.40	11,055.50	2,211.10	13,266.60	133.20-
3402 HEALTH & WELFARE CLASSIFIED						
01-3310-0-3402-5760-1120-004-00000	SE RSP	13,200.00	3,344.72	286.18	3,630.90	9,569.10
Heller, Brenda,H&W		13,200.00				
TOTAL:		13,200.00	3,344.72	286.18	3,630.90	9,569.10
3501 UNEMPLOYMENT - CERTIFICATED						
01-3310-0-3501-5760-1120-004-00000	SE RSP	48.36	30.28	9.93	40.21	8.15
*Bammerlin, Jessic		48.36				
TOTAL:		48.36	30.28	9.93	40.21	8.15
3502 UNEMPLOYMENT - CLASSIFIED						
01-3310-0-3502-5760-1120-004-00000	SE RSP	17.97	13.70	4.49	18.19	0.22-
*Heller, Brenda		17.97				
TOTAL:		17.97	13.70	4.49	18.19	0.22-
3601 WORKERS COMP - CERTIFICATED						
01-3310-0-3601-5760-1120-004-00000	SE RSP	1,969.73	1,248.76	469.02	1,717.78	251.95
*Bammerlin, Jessic		1,969.73				
TOTAL:		1,969.73	1,248.76	469.02	1,717.78	251.95
3602 WORKERS COMP - CLASSIFIED						
01-3310-0-3602-5760-1120-004-00000	SE RSP	731.91	564.31	185.37	749.68	17.77-
*Heller, Brenda		731.91				
TOTAL:		731.91	564.31	185.37	749.68	17.77-
TOTAL: 3xxx		61,363.89	42,033.28	9,315.10	51,348.38	10,015.51
5710 TRANSFERS OF DIRECT COSTS						
01-3310-0-5710-5760-1120-004-00000	SE RSP	123,843.07				123,843.07
5.41% INDIRECT COST RATE		10,462.11-				
FROM 6500		134,305.18				
TOTAL:		123,843.07				123,843.07
TOTAL: 5xxx		123,843.07				123,843.07
*SUB-TOTAL:1000-5999		317,874.09	141,981.77	42,481.90	184,463.67	133,410.42
7310 TRANSFERS OF INDIRECT COSTS						
01-3310-0-7310-5001-7210-000-00000	COST TR	10,462.11				10,462.11
5.41% INDIRECT COST RATE		10,462.11				
TOTAL:		10,462.11				10,462.11
TOTAL: 7xxx		10,462.11				10,462.11
*SUB-TOTAL:1000-7999		328,336.20	141,981.77	42,481.90	184,463.67	143,872.53

FUND :01 GENERAL FUND
RESOURCE:3327 SP.ED.MENTAL HEALTH ALLOC.PLAN

	FUNCTION	2025-2026 3RD INTER BUDGET	2025-2026 YTD ACTUAL	2025-2026 YTD ENCUMBER	CALC: 2+3 2025-2026 TOTAL	CALC: 1-4 2025-2026 REMAINING BUDGET
8182 SPEC ED-DISCRETIONARY GRANTS						
01-3327-0-8182-0000-0000-000-00000	REV/BAL		10,428.00		10,428.00	10,428.00-
01-3327-0-8182-5001-0000-000-00000	REV/BAL	12,687.00				12,687.00
DETAIL LINE		12,687.00				
TOTAL:		12,687.00	10,428.00		10,428.00	2,259.00
TOTAL: 8xxx		12,687.00	10,428.00		10,428.00	2,259.00
5100 SUBAGREEMENTS FOR SERVICES						
01-3327-0-5100-5760-1110-000-00000	SP SEPC	12,687.00	12,687.00		12,687.00	
DETAIL LINE		12,687.00				
TOTAL:		12,687.00	12,687.00		12,687.00	
TOTAL: 5xxx		12,687.00	12,687.00		12,687.00	
*SUB-TOTAL:1000-5999		12,687.00	12,687.00		12,687.00	

FUND :01 GENERAL FUND RESOURCE:3386 SPECIAL ED: IDEA QUALITY ASSUR

	FUNCTION	2025-2026 3RD INTER BUDGET	2025-2026 YTD ACTUAL	2025-2026 YTD ENCUMBER	CALC: 2+3 2025-2026 TOTAL	CALC: 1-4 2025-2026 REMAINING BUDGET
8182 SPEC ED-DISCRETIONARY GRANTS						
01-3386-0-8182-5001-0000-000-00000	REV/BAL	31,000.00				31,000.00
DETAIL LINE		31,000.00				
TOTAL:		31,000.00				31,000.00
TOTAL: 8xxx		31,000.00				31,000.00
2100 INSTRUCTIONAL AIDE SALARIES						
01-3386-0-2100-5760-1120-002-00000	SE RSP	14,655.39	7,892.87		7,892.87	6,762.52
Rutherford, Kacie		14,655.39				
TOTAL:		14,655.39	7,892.87		7,892.87	6,762.52
TOTAL: 2xxx		14,655.39	7,892.87		7,892.87	6,762.52
3202 PERS CLASSIFIED						
01-3386-0-3202-5760-1120-002-00000	SE RSP	3,929.11	2,192.09		2,192.09	1,737.02
*Rutherford, Kacie		3,929.11				
TOTAL:		3,929.11	2,192.09		2,192.09	1,737.02
3302 SOCIAL SECURITY CLASSIFIED						
01-3386-0-3302-5760-1120-002-00000	SE RSP	908.63	489.37		489.37	419.26
*Rutherford, Kacie		908.63				
TOTAL:		908.63	489.37		489.37	419.26
3312 MEDICARE - CLASSIFIED						
01-3386-0-3312-5760-1120-002-00000	SE RSP	212.50	114.44		114.44	98.06
*Rutherford, Kacie		212.50				
TOTAL:		212.50	114.44		114.44	98.06
3502 UNEMPLOYMENT - CLASSIFIED						
01-3386-0-3502-5760-1120-002-00000	SE RSP	7.33	3.96		3.96	3.37
*Rutherford, Kacie		7.33				
TOTAL:		7.33	3.96		3.96	3.37
3602 WORKERS COMP - CLASSIFIED						
01-3386-0-3602-5760-1120-002-00000	SE RSP	298.44	162.83		162.83	135.61
*Rutherford, Kacie		298.44				
TOTAL:		298.44	162.83		162.83	135.61
TOTAL: 3xxx		5,356.01	2,962.69		2,962.69	2,393.32
5899 UNAPPROPRIATED REVENUE						
01-3386-0-5899-5760-1120-000-00000	SE RSP	10,014.80				10,014.80
DETAIL LINE		10,014.80				
TOTAL:		10,014.80				10,014.80
TOTAL: 5xxx		10,014.80				10,014.80
*SUB-TOTAL:1000-5999		30,026.20	10,855.56		10,855.56	19,170.64
7310 TRANSFERS OF INDIRECT COSTS						

FUND :01 GENERAL FUND
RESOURCE:3386 SPECIAL ED: IDEA QUALITY ASSUR

	FUNCTION	2025-2026 3RD INTER BUDGET	2025-2026 YTD ACTUAL	2025-2026 YTD ENCUMBER	CALC: 2+3 2025-2026 TOTAL	CALC: 1-4 2025-2026 REMAINING BUDGET
01-3386-0-7310-5001-7210-000-00000	COST TR	973.80				973.80
5.41% INDIRECT COST RATE		973.80				
TOTAL:		973.80				973.80
TOTAL: 7xxx		973.80				973.80
*SUB-TOTAL:1000-7999		31,000.00	10,855.56		10,855.56	20,144.44

FUND :01 GENERAL FUND RESOURCE:4035 TITLE 2A, TEACHER QUALITY

	FUNCTION	2025-2026 3RD INTER BUDGET	2025-2026 YTD ACTUAL	2025-2026 YTD ENCUMBER	CALC: 2+3 2025-2026 TOTAL	CALC: 1-4 2025-2026 REMAINING BUDGET
8290 ALL OTHER FEDERAL REVENUES						
01-4035-0-8290-0000-0000-000-00000	REV/BAL	44,328.00	11,855.00		11,855.00	32,473.00
Title IIA		44,328.00				
TOTAL:		44,328.00	11,855.00		11,855.00	32,473.00
8980 CONTRIBUTIONS FR UNRESTR REV						
01-4035-0-8980-0000-0000-000-00000	REV/BAL	49,638.14				49,638.14
5.41% INDIRECT COST RATE		5,407.30-				
DETAIL LINE		44,230.84-				
TOTAL:		49,638.14-				49,638.14-
TOTAL: 8xxx		93,966.14	11,855.00		11,855.00	82,111.14
1100 CERTIFICATED TEACHERS SALARIES						
01-4035-0-1100-1150-1000-004-00000	INSTR	61,449.00	50,390.43	16,415.76	66,806.19	5,357.19-
Stewart, Samual		61,449.00				
TOTAL:		61,449.00	50,390.43	16,415.76	66,806.19	5,357.19-
TOTAL: 1xxx		61,449.00	50,390.43	16,415.76	66,806.19	5,357.19-
3101 STRS CERTIFICATED						
01-4035-0-3101-1150-1000-004-00000	INSTR	11,736.76	10,327.43	2,280.30	12,607.73	870.97-
*Stewart, Samual		11,736.76				
TOTAL:		11,736.76	10,327.43	2,280.30	12,607.73	870.97-
3311 MEDICARE - CERTIFICATED						
01-4035-0-3311-1150-1000-004-00000	INSTR	891.01	730.73	238.03	968.76	77.75-
*Stewart, Samual		891.01				
TOTAL:		891.01	730.73	238.03	968.76	77.75-
3401 HEALTH & WELFARE CERTIFICATED						
01-4035-0-3401-1150-1000-004-00000	INSTR	13,200.00	8,838.85	2,211.10	11,049.95	2,150.05
Stewart, Samual,H&W		13,200.00				
TOTAL:		13,200.00	8,838.85	2,211.10	11,049.95	2,150.05
3501 UNEMPLOYMENT - CERTIFICATED						
01-4035-0-3501-1150-1000-004-00000	INSTR	30.72	25.14	8.21	33.35	2.63-
*Stewart, Samual		30.72				
TOTAL:		30.72	25.14	8.21	33.35	2.63-
3601 WORKERS COMP - CERTIFICATED						
01-4035-0-3601-1150-1000-004-00000	INSTR	1,251.35	1,039.60	338.66	1,378.26	126.91-
*Stewart, Samual		1,251.35				
TOTAL:		1,251.35	1,039.60	338.66	1,378.26	126.91-
TOTAL: 3xxx		27,109.84	20,961.75	5,076.30	26,038.05	1,071.79
*SUB-TOTAL:1000-5999		88,558.84	71,352.18	21,492.06	92,844.24	4,285.40-
7310 TRANSFERS OF INDIRECT COSTS						

FUND :01 GENERAL FUND RESOURCE:4035 TITLE 2A, TEACHER QUALITY

	FUNCTION	2025-2026 3RD INTER BUDGET	2025-2026 YTD ACTUAL	2025-2026 YTD ENCUMBER	CALC: 2+3 2025-2026 TOTAL	CALC: 1-4 2025-2026 REMAINING BUDGET
01-4035-0-7310-0000-7210-000-00000	COST TR	5,407.30				5,407.30
5.41% INDIRECT COST RATE		5,407.30				
TOTAL:		5,407.30				5,407.30
TOTAL: 7xxx		5,407.30				5,407.30
*SUB-TOTAL:1000-7999		93,966.14	71,352.18	21,492.06	92,844.24	1,121.90

FUND :01 GENERAL FUND
RESOURCE:4127 ESEA: TITLE IV STUDENT SUPPORT

	FUNCTION	2025-2026 3RD INTER BUDGET	2025-2026 YTD ACTUAL	2025-2026 YTD ENCUMBER	CALC: 2+3 2025-2026 TOTAL	CALC: 1-4 2025-2026 REMAINING BUDGET
8290 ALL OTHER FEDERAL REVENUES						
01-4127-0-8290-0000-0000-000-00000	REV/BAL	28,411.00	7,502.00		7,502.00	20,909.00
Title IV		28,411.00				
TOTAL:		28,411.00	7,502.00		7,502.00	20,909.00
8990 CONTRIBUTIONS FROM REST REV						
01-4127-0-8990-0000-0000-000-00000	REV/BAL	28,411.00-	28,411.00-		28,411.00-	
TO 3010		28,411.00-				
TOTAL:		28,411.00-	28,411.00-		28,411.00-	
TOTAL: 8xxx			20,909.00-		20,909.00-	20,909.00

FUND :01 GENERAL FUND RESOURCE:5810 OTHER FEDERAL

	FUNCTION	2025-2026 3RD INTER BUDGET	2025-2026 YTD ACTUAL	2025-2026 YTD ENCUMBER	CALC: 2+3 2025-2026 TOTAL	CALC: 1-4 2025-2026 REMAINING BUDGET
8290 ALL OTHER FEDERAL REVENUES						
01-5810-0-8290-0000-0000-000-00000	REV/BAL	45,709.00	17,128.44		17,128.44	28,580.56
DETAIL LINE		45,709.00				
TOTAL:		45,709.00	17,128.44		17,128.44	28,580.56
8980 CONTRIBUTIONS FR UNRESTR REV						
01-5810-0-8980-0000-0000-000-00000	REV/BAL	24,699.00				24,699.00
FROM 5850		24,699.00				
TOTAL:		24,699.00				24,699.00
TOTAL: 8xxx		70,408.00	17,128.44		17,128.44	53,279.56
2100 INSTRUCTIONAL AIDE SALARIES						
01-5810-0-2100-1150-1000-000-00000	INSTR	30,598.55	24,095.43	5,354.54	29,449.97	1,148.58
Bickford, Deborah		30,598.55				
TOTAL:		30,598.55	24,095.43	5,354.54	29,449.97	1,148.58
TOTAL: 2xxx		30,598.55	24,095.43	5,354.54	29,449.97	1,148.58
3202 PERS CLASSIFIED						
01-5810-0-3202-1150-1000-000-00000	INSTR	8,203.47	6,460.02	1,435.55	7,895.57	307.90
*Bickford, Deborah		8,203.47				
TOTAL:		8,203.47	6,460.02	1,435.55	7,895.57	307.90
3302 SOCIAL SECURITY CLASSIFIED						
01-5810-0-3302-1150-1000-000-00000	INSTR	1,897.11	1,493.91	331.98	1,825.89	71.22
*Bickford, Deborah		1,897.11				
TOTAL:		1,897.11	1,493.91	331.98	1,825.89	71.22
3312 MEDICARE - CLASSIFIED						
01-5810-0-3312-1150-1000-000-00000	INSTR	443.68	349.38	77.64	427.02	16.66
*Bickford, Deborah		443.68				
TOTAL:		443.68	349.38	77.64	427.02	16.66
3401 HEALTH & WELFARE CERTIFICATED						
01-5810-0-3401-1150-1000-004-10004	INSTR		847.18		847.18	847.18-
TOTAL:			847.18		847.18	847.18-
3402 HEALTH & WELFARE CLASSIFIED						
01-5810-0-3402-1150-1000-000-00000	INSTR	6,566.70	4,419.39	1,105.55	5,524.94	1,041.76
Bickford, Deborah,H&W		6,566.70				
TOTAL:		6,566.70	4,419.39	1,105.55	5,524.94	1,041.76
3502 UNEMPLOYMENT - CLASSIFIED						
01-5810-0-3502-1150-1000-000-00000	INSTR	15.30	12.06	2.68	14.74	0.56
*Bickford, Deborah		15.30				
TOTAL:		15.30	12.06	2.68	14.74	0.56
3602 WORKERS COMP - CLASSIFIED						
01-5810-0-3602-1150-1000-000-00000	INSTR	623.11	497.07	110.46	607.53	15.58

FUND :01 GENERAL FUND RESOURCE:5810 OTHER FEDERAL

	FUNCTION	2025-2026 3RD INTER BUDGET	2025-2026 YTD ACTUAL	2025-2026 YTD ENCUMBER	CALC: 2+3 2025-2026 TOTAL	CALC: 1-4 2025-2026 REMAINING BUDGET
*Bickford, Deborah		623.11				
TOTAL:		623.11	497.07	110.46	607.53	15.58
TOTAL: 3xxx		17,749.37	14,079.01	3,063.86	17,142.87	606.50
5600 RENTALS, LEASES & REPAIRS,N.C.						
01-5810-0-5600-1150-1000-000-00000	INSTR		50.00		50.00	50.00-
TOTAL:			50.00		50.00	50.00-
5710 TRANSFERS OF DIRECT COSTS						
01-5810-0-5710-1150-1000-000-00000	INSTR	21,960.58				21,960.58
FROM 0000		21,960.58				
TOTAL:		21,960.58				21,960.58
5800 PROFES'L/CONSULTG SVCS/OP EXP						
01-5810-0-5800-1150-1000-000-00000	INSTR	99.50	74.63		74.63	24.87
DETAIL LINE		99.50				
TOTAL:		99.50	74.63		74.63	24.87
TOTAL: 5xxx		22,060.08	124.63		124.63	21,935.45
*SUB-TOTAL:1000-5999		70,408.00	38,299.07	8,418.40	46,717.47	23,690.53

FUND :01 GENERAL FUND RESOURCE:5850 SMALL/RURAL GRANT TITLE VI SP1

	FUNCTION	2025-2026 3RD INTER BUDGET	2025-2026 YTD ACTUAL	2025-2026 YTD ENCUMBER	CALC: 2+3 2025-2026 TOTAL	CALC: 1-4 2025-2026 REMAINING BUDGET
8290 ALL OTHER FEDERAL REVENUES						
01-5850-0-8290-0000-0000-000-00000	REV/BAL	24,699.00				24,699.00
DETAIL LINE		24,699.00				
TOTAL:		24,699.00				24,699.00
8980 CONTRIBUTIONS FR UNRESTR REV						
01-5850-0-8980-0000-0000-000-00000	REV/BAL	24,699.00-				24,699.00-
TO RS 5810		24,699.00-				
TOTAL:		24,699.00-				24,699.00-
TOTAL: 8xxx						

FUND :01 GENERAL FUND RESOURCE:6010 AFTER SCH. ED. & SAFETY ASES

	FUNCTION	2025-2026 3RD INTER BUDGET	2025-2026 YTD ACTUAL	2025-2026 YTD ENCUMBER	CALC: 2+3 2025-2026 TOTAL	CALC: 1-4 2025-2026 REMAINING BUDGET
8677 INTERAGENCY SERV BETWN LEA'S						
01-6010-0-8677-0000-0000-002-00000	REV/BAL	115,452.00	115,573.26		115,573.26	121.26-
EV SAFE		115,452.00				
01-6010-0-8677-0000-0000-003-00000	REV/BAL		93,963.35		93,963.35	93,963.35-
01-6010-0-8677-0000-0000-004-00000	REV/BAL	153,950.00	95,678.93		95,678.93	58,271.07
JSS SAFE		153,950.00				
TOTAL:		269,402.00	305,215.54		305,215.54	35,813.54-
8990 CONTRIBUTIONS FROM REST REV						
01-6010-0-8990-0000-0000-000-00000	REV/BAL	538,438.25				538,438.25
5% INDIRECT COST RATE		21,915.40				
FROM 2600		516,522.85				
TOTAL:		538,438.25				538,438.25
TOTAL: 8xxx		807,840.25	305,215.54		305,215.54	502,624.71
1100 CERTIFICATED TEACHERS SALARIES						
01-6010-0-1100-7110-1000-002-00000	INSTR		3,342.50		3,342.50	3,342.50-
TOTAL:			3,342.50		3,342.50	3,342.50-
1170 CERTIFICATED TEACHER SUBSTITUT						
01-6010-0-1170-7110-1000-000-00000	INSTR	5,000.00				5,000.00
SAFE Cert Sub Dist Wide		5,000.00				
TOTAL:		5,000.00				5,000.00
TOTAL: 1xxx		5,000.00	3,342.50		3,342.50	1,657.50
2100 INSTRUCTIONAL AIDE SALARIES						
01-6010-0-2100-7110-1000-002-00000	INSTR	96,347.62	81,254.06	24,803.30	106,057.36	9,709.74-
Dean, Stevie		3,860.56				
Duff, Amber		8,374.51				
Graham, Tawny		5,662.97				
Heller, Mia		6,257.09				
Howell, Madison		7,982.22				
Jerry, Tracey		9,421.32				
Johnson, Misty		4,824.48				
Knight, Cheryl		1,069.30				
Kwasnikow, Shelina		2,177.41				
Maytum, Annie		16,582.44				
McClure, Hailey		2,453.47				
Neely, Kierstyn		2,051.51				
O'Brien, Becky		12,198.69				
Safe-Vacant		1,166.51				
Schuck, Haley		7,153.22				
Tanner, Jamie		2,664.13				
Willmett, Jennifer		2,447.79				
01-6010-0-2100-7110-1000-003-00000	INSTR	81,327.31	62,019.96	13,779.27	75,799.23	5,528.08
Abono, Sophia		9,101.22				
Holder, Rhyan		6,825.92				
Juelfs, Randi		9,060.74				

FUND :01 GENERAL FUND RESOURCE:6010 AFTER SCH. ED. & SAFETY ASES

	FUNCTION	2025-2026 3RD INTER BUDGET	2025-2026 YTD ACTUAL	2025-2026 YTD ENCUMBER	CALC: 2+3 2025-2026 TOTAL	CALC: 1-4 2025-2026 REMAINING BUDGET
Kimball, Karri		5,766.52				
Leyva, Monica		9,226.44				
Michels, Melissa		9,680.16				
Morales, Chelsie		9,157.00				
Neely, Sierra		4,682.28				
Osterberg, Christina		2,299.10				
Rizzardo, Marissa		2,375.68				
Saul, Brittany		2,265.19				
Torres, Veronica		10,887.06				
01-6010-0-2100-7110-1000-004-00000	INSTR	68,680.27	54,288.96	15,628.55	69,917.51	1,237.24-
Ahonen, Peter		2,616.29				
Beeson, Elyssa		2,643.15				
Clifford, Robert		3,353.79				
Crowley, Ashley		898.94				
Davis, Deedee		15,403.34				
Eldridge, Beneva		7,327.69				
Elmore, Lisa		8,695.24				
Higgs, Shelly		1,439.34				
Luquin, Jordan		5,808.09				
Maughs, Hannah		14,213.52				
Ruiz, Cheyenne		6,280.88				
TOTAL:		246,355.20	197,562.98	54,211.12	251,774.10	5,418.90-
2170 INSTRUCTIONAL AIDE SUBSTITUTE						
01-6010-0-2170-7110-1000-002-00000	INSTR	12,000.00	15,032.31		15,032.31	3,032.31-
Classified Subs EVG SAFE		12,000.00				
01-6010-0-2170-7110-1000-003-00000	INSTR	10,000.00	8,556.20		8,556.20	1,443.80
Classified Subs GSS SAFE		10,000.00				
01-6010-0-2170-7110-1000-004-00000	INSTR	2,000.00	776.81		776.81	1,223.19
Classified Subs JSS SAFE		2,000.00				
TOTAL:		24,000.00	24,365.32		24,365.32	365.32-
2200 CLASSIFIED SUPPORT SALARIES						
01-6010-0-2200-7110-8200-002-00000	OPER	16,644.67	10,289.72	1,971.68	12,261.40	4,383.27
Creager, Jim		9,866.86				
Filaccio, Richard		6,777.81				
01-6010-0-2200-7110-8200-003-00000	OPER	16,661.24	10,460.88	2,004.48	12,465.36	4,195.88
Betz, Richard		16,661.24				
01-6010-0-2200-7110-8200-004-00000	OPER	11,303.78	6,872.09	1,174.72	8,046.81	3,256.97
Higglin, John		6,577.91				
Stier, Kyle		3,030.72				
Withem, Kyle		1,695.15				
TOTAL:		44,609.69	27,622.69	5,150.88	32,773.57	11,836.12
2300 CLASSIFIED SUPERV & ADMIN SAL						
01-6010-0-2300-7110-2100-002-00000	INST SU	35,691.50	25,393.80		25,393.80	10,297.70
Conner, Kiersten		35,691.50				
01-6010-0-2300-7110-2100-003-00000	INST SU	35,050.54	24,892.08	8,345.22	33,237.30	1,813.24
Shonk, Rebekah		35,050.54				
01-6010-0-2300-7110-2100-004-00000	INST SU	36,407.94	25,772.29	8,494.95	34,267.24	2,140.70

FUND :01 GENERAL FUND RESOURCE:6010 AFTER SCH. ED. & SAFETY ASES

	FUNCTION	2025-2026 3RD INTER BUDGET	2025-2026 YTD ACTUAL	2025-2026 YTD ENCUMBER	CALC: 2+3 2025-2026 TOTAL	CALC: 1-4 2025-2026 REMAINING BUDGET
Moore, Erin		36,407.94				
TOTAL:		107,149.98	76,058.17	16,840.17	92,898.34	14,251.64
TOTAL: 2xxx		422,114.87	325,609.16	76,202.17	401,811.33	20,303.54
3101 STRS CERTIFICATED						
01-6010-0-3101-7110-1000-000-00000	INSTR	955.00				955.00
*SAFE Cert Sub Dis		955.00				
TOTAL:		955.00				955.00
3202 PERS CLASSIFIED						
01-6010-0-3202-7110-1000-002-00000	INSTR	29,048.00	17,953.48	4,044.53	21,998.01	7,049.99
*Classified Subs E		3,217.20				
*Dean, Stevie		1,035.02				
*Duff, Amber		2,245.21				
*Graham, Tawny		1,518.24				
*Heller, Mia		1,677.53				
*Howell, Madison		2,140.03				
*Jerry, Tracey		2,525.86				
*Johnson, Misty		1,293.44				
*Knight, Cheryl		286.68				
*Kwasnikow, Shelin		583.76				
*Maytum, Annie		4,445.75				
*McClure, Hailey		657.78				
*Neely, Kierstyn		550.01				
*O'Brien, Becky		3,270.47				
*Safe-Vacant		312.74				
*Schuck, Haley		1,917.78				
*Tanner, Jamie		714.25				
*Willmett, Jennife		656.25				
01-6010-0-3202-7110-1000-003-00000	INSTR	24,484.85	13,937.29	2,765.25	16,702.54	7,782.31
*Abono, Sophia		2,440.04				
*Classified Subs G		2,681.00				
*Holder, Rhyan		1,830.03				
*Juelfs, Randi		2,429.18				
*Kimball, Karri		1,546.00				
*Leyva, Monica		2,473.61				
*Michels, Melissa		2,595.25				
*Morales, Chelsie		2,454.99				
*Neely, Sierra		1,255.32				
*Osterberg, Christ		616.39				
*Rizzardo, Marissa		636.92				
*Saul, Brittany		607.30				
*Torres, Veronica		2,918.82				
01-6010-0-3202-7110-1000-004-00000	INSTR	18,949.38	15,076.27	3,656.77	18,733.04	216.34
*Ahonen, Peter		701.43				
*Beeson, Elyssa		708.63				
*Classified Subs J		536.20				
*Clifford, Robert		899.15				
*Crowley, Ashley		241.01				

FUND :01 GENERAL FUND RESOURCE:6010 AFTER SCH. ED. & SAFETY ASES

	FUNCTION	2025-2026 3RD INTER BUDGET	2025-2026 YTD ACTUAL	2025-2026 YTD ENCUMBER	CALC: 2+3 2025-2026 TOTAL	CALC: 1-4 2025-2026 REMAINING BUDGET
*Davis, Deedee		4,129.64				
*Eldridge, Beneva		1,964.55				
*Elmore, Lisa		2,331.19				
*Higgs, Shelly		385.89				
*Luquin, Jordan		1,557.15				
*Maughs, Hannah		3,810.64				
*Ruiz, Cheyenne		1,683.90				
01-6010-0-3202-7110-2100-002-00000	INST SU	9,568.89	6,808.09		6,808.09	2,760.80
*Conner, Kiersten		9,568.89				
01-6010-0-3202-7110-2100-003-00000	INST SU	9,397.05	7,290.25	1,636.54	8,926.79	470.26
*Shonk, Rebekah		9,397.05				
01-6010-0-3202-7110-2100-004-00000	INST SU	9,760.97	7,538.58	1,667.74	9,206.32	554.65
*Moore, Erin		9,760.97				
01-6010-0-3202-7110-8200-002-00000	OPER	4,462.44	2,758.68	528.61	3,287.29	1,175.15
*Creager, Jim		2,645.31				
*Filaccio, Richard		1,817.13				
01-6010-0-3202-7110-8200-003-00000	OPER	4,466.88	2,804.56	537.40	3,341.96	1,124.92
*Betz, Richard		4,466.88				
01-6010-0-3202-7110-8200-004-00000	OPER	3,030.55	1,842.40	314.94	2,157.34	873.21
*Higglin, John		1,763.54				
*Stier, Kyle		812.54				
*Withem, Kyle		454.47				
TOTAL:		113,169.01	76,009.60	15,151.78	91,161.38	22,007.63
3302 SOCIAL SECURITY CLASSIFIED						
01-6010-0-3302-7110-1000-002-00000	INSTR	6,717.54	5,876.75	1,539.96	7,416.71	699.17-
*Classified Subs E		744.00				
*Dean, Stevie		239.35				
*Duff, Amber		519.22				
*Graham, Tawny		351.10				
*Heller, Mia		387.94				
*Howell, Madison		494.89				
*Jerry, Tracey		584.12				
*Johnson, Misty		299.12				
*Knight, Cheryl		66.30				
*Kwasnikow, Shelin		135.00				
*Maytum, Annie		1,028.11				
*McClure, Hailey		152.12				
*Neely, Kierstyn		127.19				
*O'Brien, Becky		756.32				
*Safe-Vacant		72.32				
*Schuck, Haley		443.50				
*Tanner, Jamie		165.18				
*Willmett, Jennife		151.76				
01-6010-0-3302-7110-1000-003-00000	INSTR	5,662.29	4,375.56	997.40	5,372.96	289.33
*Abono, Sophia		564.28				
*Classified Subs G		620.00				
*Holder, Rhyan		423.21				
*Juelfs, Randi		561.77				
*Kimball, Karri		357.52				

FUND :01 GENERAL FUND RESOURCE:6010 AFTER SCH. ED. & SAFETY ASES

	FUNCTION	2025-2026 3RD INTER BUDGET	2025-2026 YTD ACTUAL	2025-2026 YTD ENCUMBER	CALC: 2+3 2025-2026 TOTAL	CALC: 1-4 2025-2026 REMAINING BUDGET
*Leyva, Monica		572.04				
*Michels, Melissa		600.17				
*Morales, Chelsie		567.73				
*Neely, Sierra		290.30				
*Osterberg, Christ		142.54				
*Rizzardo, Marissa		147.29				
*Saul, Brittany		140.44				
*Torres, Veronica		675.00				
01-6010-0-3302-7110-1000-004-00000	INSTR	4,382.17	3,414.19	1,159.12	4,573.31	191.14-
*Ahonen, Peter		162.21				
*Beeson, Elyssa		163.88				
*Classified Subs J		124.00				
*Clifford, Robert		207.93				
*Crowley, Ashley		55.73				
*Davis, Deedee		955.01				
*Eldridge, Beneva		454.32				
*Elmore, Lisa		539.10				
*Higgs, Shelly		89.24				
*Luquin, Jordan		360.10				
*Maughs, Hannah		881.24				
*Ruiz, Cheyenne		389.41				
01-6010-0-3302-7110-2100-002-00000	INST SU	2,212.87	1,574.39		1,574.39	638.48
*Conner, Kiersten		2,212.87				
01-6010-0-3302-7110-2100-003-00000	INST SU	2,173.13	1,543.30	521.73	2,065.03	108.10
*Shonk, Rebekah		2,173.13				
01-6010-0-3302-7110-2100-004-00000	INST SU	2,257.29	1,581.50	531.82	2,113.32	143.97
*Moore, Erin		2,257.29				
01-6010-0-3302-7110-8200-002-00000	OPER	1,031.97	637.95	147.16	785.11	246.86
*Creager, Jim		611.75				
*Filaccio, Richard		420.22				
01-6010-0-3302-7110-8200-003-00000	OPER	1,033.00	648.57	150.49	799.06	233.94
*Betz, Richard		1,033.00				
01-6010-0-3302-7110-8200-004-00000	OPER	700.83	426.06	78.44	504.50	196.33
*Higglin, John		407.83				
*Stier, Kyle		187.90				
*Withem, Kyle		105.10				
TOTAL:		26,171.09	20,078.27	5,126.12	25,204.39	966.70
3311 MEDICARE - CERTIFICATED						
01-6010-0-3311-7110-1000-000-00000	INSTR	72.50				72.50
*SAFE Cert Sub Dis		72.50				
01-6010-0-3311-7110-1000-002-00000	INSTR		48.47		48.47	48.47-
TOTAL:		72.50	48.47		48.47	24.03
3312 MEDICARE - CLASSIFIED						
01-6010-0-3312-7110-1000-002-00000	INSTR	1,571.03	1,387.61	360.14	1,747.75	176.72-
*Classified Subs E		174.00				
*Dean, Stevie		55.98				
*Duff, Amber		121.43				
*Graham, Tawny		82.11				

FUND :01 GENERAL FUND
RESOURCE:6010 AFTER SCH. ED. & SAFETY ASES

	FUNCTION	2025-2026 3RD INTER BUDGET	2025-2026 YTD ACTUAL	2025-2026 YTD ENCUMBER	CALC: 2+3 2025-2026 TOTAL	CALC: 1-4 2025-2026 REMAINING BUDGET
*Heller, Mia		90.73				
*Howell, Madison		115.74				
*Jerry, Tracey		136.61				
*Johnson, Misty		69.95				
*Knight, Cheryl		15.50				
*Kwasnikow, Shelin		31.57				
*Maytum, Annie		240.45				
*McClure, Hailey		35.58				
*Neely, Kierstyn		29.75				
*O'Brien, Becky		176.88				
*Safe-Vacant		16.91				
*Schuck, Haley		103.72				
*Tanner, Jamie		38.63				
*Willmett, Jennife		35.49				
01-6010-0-3312-7110-1000-003-00000	INSTR	1,324.25	1,023.51	233.25	1,256.76	67.49
*Abono, Sophia		131.97				
*Classified Subs G		145.00				
*Holder, Rhyan		98.98				
*Juelfs, Randi		131.38				
*Kimball, Karri		83.61				
*Leyva, Monica		133.78				
*Michels, Melissa		140.36				
*Morales, Chelsie		132.78				
*Neely, Sierra		67.89				
*Osterberg, Christ		33.34				
*Rizzardo, Marissa		34.45				
*Saul, Brittany		32.85				
*Torres, Veronica		157.86				
01-6010-0-3312-7110-1000-004-00000	INSTR	1,024.87	798.41	271.07	1,069.48	44.61-
*Ahonen, Peter		37.94				
*Beeson, Elyssa		38.33				
*Classified Subs J		29.00				
*Clifford, Robert		48.63				
*Crowley, Ashley		13.03				
*Davis, Deedee		223.35				
*Eldridge, Beneva		106.25				
*Elmore, Lisa		126.08				
*Higgs, Shelly		20.87				
*Luquin, Jordan		84.22				
*Maughs, Hannah		206.10				
*Ruiz, Cheyenne		91.07				
01-6010-0-3312-7110-2100-002-00000	INST SU	517.53	368.18		368.18	149.35
*Conner, Kiersten		517.53				
01-6010-0-3312-7110-2100-003-00000	INST SU	508.23	360.92	122.02	482.94	25.29
*Shonk, Rebekah		508.23				
01-6010-0-3312-7110-2100-004-00000	INST SU	527.92	369.83	124.38	494.21	33.71
*Moore, Erin		527.92				
01-6010-0-3312-7110-8200-002-00000	OPER	241.35	149.18	34.42	183.60	57.75
*Creager, Jim		143.07				
*Filaccio, Richard		98.28				

FUND :01 GENERAL FUND RESOURCE:6010 AFTER SCH. ED. & SAFETY ASES

	FUNCTION	2025-2026 3RD INTER BUDGET	2025-2026 YTD ACTUAL	2025-2026 YTD ENCUMBER	CALC: 2+3 2025-2026 TOTAL	CALC: 1-4 2025-2026 REMAINING BUDGET
01-6010-0-3312-7110-8200-003-00000	OPER	241.59	151.68	35.20	186.88	54.71
*Betz, Richard		241.59				
01-6010-0-3312-7110-8200-004-00000	OPER	163.91	99.64	18.34	117.98	45.93
*Higglin, John		95.38				
*Stier, Kyle		43.95				
*Withem, Kyle		24.58				
TOTAL:		6,120.68	4,708.96	1,198.82	5,907.78	212.90
3402 HEALTH & WELFARE CLASSIFIED						
01-6010-0-3402-7110-1000-002-00000	INSTR	17,930.00	16,913.50	3,756.05	20,669.55	2,739.55-
Graham, Tawny,H&W		2,062.50				
Jerry, Tracey,H&W		3,712.50				
Johnson, Misty,H&W		1,650.00				
Knight, Cheryl,H&W		1,100.00				
O'Brien, Becky,H&W		4,125.00				
Safe-Vacant ,H&W		5,280.00				
01-6010-0-3402-7110-1000-003-00000	INSTR	11,887.02	6,289.19	1,321.91	7,611.10	4,275.92
Kimball, Karri,H&W		2,062.50				
Morales, ChelsieH&W		2,887.50				
Neely, Sierra,H&W		1,885.71				
Torres, Veronica,H&W		5,051.31				
01-6010-0-3402-7110-1000-004-00000	INSTR	10,700.03	4,058.71	509.51	4,568.22	6,131.81
Ahonen, Peter,H&W		825.00				
Davis, Deedee,H&W		4,925.03				
Maughs, Hannah,H&W		4,950.00				
01-6010-0-3402-7110-2100-002-00000	INST SU		40.07		40.07	40.07-
01-6010-0-3402-7110-2100-003-00000	INST SU		8,887.54	1,730.33	10,617.87	10,617.87-
01-6010-0-3402-7110-2100-004-00000	INST SU	10,638.05	8,486.39	1,689.44	10,175.83	462.22
Moore, Erin,H&W		10,638.05				
01-6010-0-3402-7110-8200-002-00000	OPER	4,125.00	2,673.86	546.73	3,220.59	904.41
Creager, Jim, H&W		2,475.00				
Filaccio, Richard, H&W		1,650.00				
01-6010-0-3402-7110-8200-003-00000	OPER	3,712.50	1,998.48	466.40	2,464.88	1,247.62
Betz, Richard, H&W		3,712.50				
01-6010-0-3402-7110-8200-004-00000	OPER	2,887.50	1,318.71	216.94	1,535.65	1,351.85
Higglin, John, H&W		1,650.00				
Stier, John, H&W		825.00				
Withem, Kyle, H&W		412.50				
TOTAL:		61,880.10	50,666.45	10,237.31	60,903.76	976.34
3501 UNEMPLOYMENT - CERTIFICATED						
01-6010-0-3501-7110-1000-000-00000	INSTR	2.50				2.50
*SAFE Cert Sub Dis		2.50				
01-6010-0-3501-7110-1000-002-00000	INSTR		1.67		1.67	1.67-
TOTAL:		2.50	1.67		1.67	0.83
3502 UNEMPLOYMENT - CLASSIFIED						
01-6010-0-3502-7110-1000-002-00000	INSTR	54.17	47.95	12.29	60.24	6.07-
*Classified Subs E		6.00				
*Dean, Stevie		1.93				

FUND :01 GENERAL FUND RESOURCE:6010 AFTER SCH. ED. & SAFETY ASES

	FUNCTION	2025-2026 3RD INTER BUDGET	2025-2026 YTD ACTUAL	2025-2026 YTD ENCUMBER	CALC: 2+3 2025-2026 TOTAL	CALC: 1-4 2025-2026 REMAINING BUDGET
*Duff, Amber		4.19				
*Graham, Tawny		2.83				
*Heller, Mia		3.13				
*Howell, Madison		3.99				
*Jerry, Tracey		4.71				
*Johnson, Misty		2.41				
*Knight, Cheryl		0.53				
*Kwasnikow, Shelin		1.09				
*Maytum, Annie		8.29				
*McClure, Hailey		1.23				
*Neely, Kierstyn		1.03				
*O'Brien, Becky		6.10				
*Safe-Vacant		0.58				
*Schuck, Haley		3.58				
*Tanner, Jamie		1.33				
*Willmett, Jennife		1.22				
01-6010-0-3502-7110-1000-003-00000	INSTR	45.65	35.26	6.89	42.15	3.50
*Abono, Sophia		4.55				
*Classified Subs G		5.00				
*Holder, Rhyan		3.41				
*Juelfs, Randi		4.53				
*Kimball, Karri		2.88				
*Leyva, Monica		4.61				
*Michels, Melissa		4.84				
*Morales, Chelsie		4.58				
*Neely, Sierra		2.34				
*Osterberg, Christ		1.15				
*Rizzardo, Marissa		1.19				
*Saul, Brittany		1.13				
*Torres, Veronica		5.44				
01-6010-0-3502-7110-1000-004-00000	INSTR	35.34	27.48	7.84	35.32	0.02
*Ahonen, Peter		1.31				
*Beeson, Elyssa		1.32				
*Classified Subs J		1.00				
*Clifford, Robert		1.68				
*Crowley, Ashley		0.45				
*Davis, Deedee		7.70				
*Eldridge, Beneva		3.66				
*Elmore, Lisa		4.35				
*Higgs, Shelly		0.72				
*Luquin, Jordan		2.90				
*Maughs, Hannah		7.11				
*Ruiz, Cheyenne		3.14				
01-6010-0-3502-7110-2100-002-00000	INST SU	17.85	12.73		12.73	5.12
*Conner, Kiersten		17.85				
01-6010-0-3502-7110-2100-003-00000	INST SU	17.53	12.46	4.17	16.63	0.90
*Shonk, Rebekah		17.53				
01-6010-0-3502-7110-2100-004-00000	INST SU	18.20	12.76	4.20	16.96	1.24
*Moore, Erin		18.20				
01-6010-0-3502-7110-8200-002-00000	OPER	8.32	5.15	0.98	6.13	2.19

FUND :01 GENERAL FUND RESOURCE:6010 AFTER SCH. ED. & SAFETY ASES

	FUNCTION	2025-2026 3RD INTER BUDGET	2025-2026 YTD ACTUAL	2025-2026 YTD ENCUMBER	CALC: 2+3 2025-2026 TOTAL	CALC: 1-4 2025-2026 REMAINING BUDGET
*Creager, Jim		4.93				
*Filaccio, Richard		3.39				
01-6010-0-3502-7110-8200-003-00000	OPER	8.33	5.23	1.00	6.23	2.10
*Betz, Richard		8.33				
01-6010-0-3502-7110-8200-004-00000	OPER	5.66	3.45	0.59	4.04	1.62
*Higglin, John		3.29				
*Stier, Kyle		1.52				
*Withem, Kyle		0.85				
TOTAL:		211.05	162.47	37.96	200.43	10.62
3601 WORKERS COMP - CERTIFICATED						
01-6010-0-3601-7110-1000-000-00000	INSTR	101.82				101.82
*SAFE Cert Sub Dis		101.82				
01-6010-0-3601-7110-1000-002-00000	INSTR		68.96		68.96	68.96-
TOTAL:		101.82	68.96		68.96	32.86
3602 WORKERS COMP - CLASSIFIED						
01-6010-0-3602-7110-1000-002-00000	INSTR	2,206.40	1,974.24	510.30	2,484.54	278.14-
*Classified Subs E		244.37				
*Dean, Stevie		78.62				
*Duff, Amber		170.54				
*Graham, Tawny		115.32				
*Heller, Mia		127.42				
*Howell, Madison		162.55				
*Jerry, Tracey		191.86				
*Johnson, Misty		98.25				
*Knight, Cheryl		21.78				
*Kwasnikow, Shelin		44.34				
*Maytum, Annie		337.68				
*McClure, Hailey		49.96				
*Neely, Kierstyn		41.78				
*O'Brien, Becky		248.41				
*Safe-Vacant		23.75				
*Schuck, Haley		145.67				
*Tanner, Jamie		54.25				
*Willmett, Jennife		49.85				
01-6010-0-3602-7110-1000-003-00000	INSTR	1,859.79	1,455.90	284.27	1,740.17	119.62
*Abono, Sophia		185.34				
*Classified Subs G		203.64				
*Holder, Rhyan		139.00				
*Juelfs, Randi		184.51				
*Kimball, Karri		117.43				
*Leyva, Monica		187.89				
*Michels, Melissa		197.13				
*Morales, Chelsie		186.47				
*Neely, Sierra		95.35				
*Osterberg, Christ		46.82				
*Rizzardo, Marissa		48.38				
*Saul, Brittany		46.13				
*Torres, Veronica		221.70				

FUND :01 GENERAL FUND RESOURCE:6010 AFTER SCH. ED. & SAFETY ASES

	FUNCTION	2025-2026 3RD INTER BUDGET	2025-2026 YTD ACTUAL	2025-2026 YTD ENCUMBER	CALC: 2+3 2025-2026 TOTAL	CALC: 1-4 2025-2026 REMAINING BUDGET
01-6010-0-3602-7110-1000-004-00000	INSTR	1,439.34	1,136.08	322.41	1,458.49	19.15-
*Ahonen, Peter		53.28				
*Beeson, Elyssa		53.83				
*Classified Subs J		40.73				
*Clifford, Robert		68.30				
*Crowley, Ashley		18.31				
*Davis, Deedee		313.67				
*Eldridge, Beneva		149.22				
*Elmore, Lisa		177.07				
*Higgs, Shelly		29.31				
*Luquin, Jordan		118.28				
*Maughs, Hannah		289.44				
*Ruiz, Cheyenne		127.90				
01-6010-0-3602-7110-2100-002-00000	INST SU	726.82	523.89		523.89	202.93
*Conner, Kiersten		726.82				
01-6010-0-3602-7110-2100-003-00000	INST SU	713.77	513.54	172.16	685.70	28.07
*Shonk, Rebekah		713.77				
01-6010-0-3602-7110-2100-004-00000	INST SU	741.41	526.21	174.65	700.86	40.55
*Moore, Erin		741.41				
01-6010-0-3602-7110-8200-002-00000	OPER	338.95	212.28	40.67	252.95	86.00
*Creager, Jim		200.93				
*Filaccio, Richard		138.02				
01-6010-0-3602-7110-8200-003-00000	OPER	339.29	215.82	41.35	257.17	82.12
*Betz, Richard		339.29				
01-6010-0-3602-7110-8200-004-00000	OPER	230.19	141.76	24.23	165.99	64.20
*Higglin, John		133.95				
*Stier, Kyle		61.72				
*Withem, Kyle		34.52				
TOTAL:		8,595.96	6,699.72	1,570.04	8,269.76	326.20
TOTAL: 3xxx		217,279.71	158,444.57	33,322.03	191,766.60	25,513.11
4300 SUPPLIES						
01-6010-0-4300-1150-1000-002-00000	INSTR	6,101.08				6,101.08
DETAIL LINE		6,101.08				
01-6010-0-4300-1150-1000-003-00000	INSTR	6,000.00				6,000.00
DETAIL LINE		6,000.00				
01-6010-0-4300-1150-1000-004-00000	INSTR	7,101.09				7,101.09
DETAIL LINE		7,101.09				
01-6010-0-4300-7110-1000-002-00000	INSTR	11,793.96	8,264.77	3,200.00	11,464.77	329.19
1st Interim Adj		9,693.96				
EVG Safe		2,100.00				
01-6010-0-4300-7110-1000-002-93601	INSTR	10,000.00	5,628.67	4,342.17	9,970.84	29.16
EVG SAFE SITE BUDGET		10,000.00				
01-6010-0-4300-7110-1000-003-00000	INSTR	460.89				460.89
DETAIL LINE		460.89				
01-6010-0-4300-7110-1000-003-93602	INSTR	10,000.00	6,367.84	3,610.14	9,977.98	22.02
GSS SAFE SITE BUDGET		10,000.00				
01-6010-0-4300-7110-1000-004-00000	INSTR	2,000.00	20.11		20.11	1,979.89
JSS Safe		2,000.00				

FUND :01 GENERAL FUND RESOURCE:6010 AFTER SCH. ED. & SAFETY ASES

	FUNCTION	2025-2026 3RD INTER BUDGET	2025-2026 YTD ACTUAL	2025-2026 YTD ENCUMBER	CALC: 2+3 2025-2026 TOTAL	CALC: 1-4 2025-2026 REMAINING BUDGET
01-6010-0-4300-7110-1000-004-93603	INSTR	10,000.00	2,381.61	6,597.16	8,978.77	1,021.23
JSS SAFE SITE BUDGET		10,000.00				
TOTAL:		63,457.02	22,663.00	17,749.47	40,412.47	23,044.55
TOTAL: 4xxx		63,457.02	22,663.00	17,749.47	40,412.47	23,044.55
5200 TRAVEL & CONFERENCE						
01-6010-0-5200-7110-1000-002-00000	INSTR	500.00				500.00
DETAIL LINE		500.00				
TOTAL:		500.00				500.00
5600 RENTALS, LEASES & REPAIRS,N.C.						
01-6010-0-5600-7110-1000-004-00000	INSTR	5,850.00				5,850.00
DETAIL LINE		5,850.00				
TOTAL:		5,850.00				5,850.00
5800 PROFES'L/CONSULTG SVCS/OP EXP						
01-6010-0-5800-7110-1000-002-00000	INSTR	8,091.25	6,953.50	750.00	7,703.50	387.75
1st Interim Adj		8,091.25				
01-6010-0-5800-7110-1000-003-00000	INSTR	7,650.00	5,265.00	2,370.00	7,635.00	15.00
1st Interim Adj		7,650.00				
01-6010-0-5800-7110-1000-004-00000	INSTR	54,332.00	48,182.00	6,150.00	54,332.00	
1st Interim Adj		37,432.00				
DETAIL LINE		16,900.00				
TOTAL:		70,073.25	60,400.50	9,270.00	69,670.50	402.75
5921 COMMUNICATION - CELL PHONE SVC						
01-6010-0-5921-7110-1000-002-00000	INSTR	650.00	441.41	208.59	650.00	
1st Interim Adj		150.00				
SAFE CELL PHONE		500.00				
01-6010-0-5921-7110-1000-004-00000	INSTR	1,000.00	525.51	474.49	1,000.00	
1st Interim Adj		295.61				
SAFE CELL PHONE		704.39				
TOTAL:		1,650.00	966.92	683.08	1,650.00	
TOTAL: 5xxx		78,073.25	61,367.42	9,953.08	71,320.50	6,752.75
*SUB-TOTAL:1000-5999		785,924.85	571,426.65	137,226.75	708,653.40	77,271.45
7310 TRANSFERS OF INDIRECT COSTS						
01-6010-0-7310-0000-7210-000-00000	COST TR	21,915.40				21,915.40
5% INDIRECT COST RATE		21,915.40				
TOTAL:		21,915.40				21,915.40
TOTAL: 7xxx		21,915.40				21,915.40
*SUB-TOTAL:1000-7999		807,840.25	571,426.65	137,226.75	708,653.40	99,186.85

FUND :01 GENERAL FUND RESOURCE:6019 STUDENT SUPPORT BLOCK GRANT

	FUNCTION	2025-2026 3RD INTER BUDGET	2025-2026 YTD ACTUAL	2025-2026 YTD ENCUMBER	CALC: 2+3 2025-2026 TOTAL	CALC: 1-4 2025-2026 REMAINING BUDGET
8590 ALL OTHER STATE REVENUES						
01-6019-0-8590-0000-0000-000-00000	REV/BAL	249,773.00	187,330.00		187,330.00	62,443.00
Student Support Block Grant		249,773.00				
TOTAL:		249,773.00	187,330.00		187,330.00	62,443.00
TOTAL: 8xxx		249,773.00	187,330.00		187,330.00	62,443.00
5200 TRAVEL & CONFERENCE						
01-6019-0-5200-0000-2700-002-00000	SCH ADM			399.50	399.50	399.50-
01-6019-0-5200-0000-2700-003-00000	SCH ADM			399.50	399.50	399.50-
01-6019-0-5200-0000-2700-004-00000	SCH ADM			799.00	799.00	799.00-
01-6019-0-5200-0000-7150-000-00000	SUPT			799.00	799.00	799.00-
TOTAL:				2,397.00	2,397.00	2,397.00-
5710 TRANSFERS OF DIRECT COSTS						
01-6019-0-5710-1150-1000-000-00000	INSTR	30,998.29				30,998.29
FROM 6266		30,998.29				
TOTAL:		30,998.29				30,998.29
TOTAL: 5xxx		30,998.29		2,397.00	2,397.00	28,601.29
*SUB-TOTAL:1000-5999		30,998.29		2,397.00	2,397.00	28,601.29

FUND :01 GENERAL FUND RESOURCE:6266 EDUCATOR EFFECTIVE FY2021-22

	FUNCTION	2025-2026 3RD INTER BUDGET	2025-2026 YTD ACTUAL	2025-2026 YTD ENCUMBER	CALC: 2+3 2025-2026 TOTAL	CALC: 1-4 2025-2026 REMAINING BUDGET
1100 CERTIFICATED TEACHERS SALARIES						
01-6266-0-1100-1150-1000-002-00000 TeacherTraining-EVG	INSTR	5,000.00	7,255.92		7,255.92	2,255.92-
		5,000.00				
01-6266-0-1100-1150-1000-003-00000 TeacherTraining-GSS	INSTR	5,000.00	4,594.32		4,594.32	405.68
		5,000.00				
01-6266-0-1100-1150-1000-004-00000 TeacherTraining-JSS	INSTR	5,000.00	4,892.16		4,892.16	107.84
		5,000.00				
TOTAL:		15,000.00	16,742.40		16,742.40	1,742.40-
1170 CERTIFICATED TEACHER SUBSTITUT						
01-6266-0-1170-1150-1000-000-00000 Subs for trainings	INSTR	5,000.00				5,000.00
		5,000.00				
TOTAL:		5,000.00				5,000.00
1900 OTHER CERTIFICATED SALARIES						
01-6266-0-1900-1150-3900-002-00000	PUPSERV		5,880.00		5,880.00	5,880.00-
TOTAL:			5,880.00		5,880.00	5,880.00-
TOTAL: 1xxx		20,000.00	22,622.40		22,622.40	2,622.40-
2100 INSTRUCTIONAL AIDE SALARIES						
01-6266-0-2100-1150-1000-002-00000 ParaTraining-EVG	INSTR	2,500.00	1,245.86		1,245.86	1,254.14
		2,500.00				
01-6266-0-2100-1150-1000-003-00000 ParaTraining-GSS	INSTR	2,500.00				2,500.00
		2,500.00				
01-6266-0-2100-1150-1000-004-00000 ParaTraining-JSS	INSTR	2,500.00	792.54		792.54	1,707.46
		2,500.00				
TOTAL:		7,500.00	2,038.40		2,038.40	5,461.60
2400 CLERICAL/TECHNICAL/OFFICE SAL						
01-6266-0-2400-0000-2700-002-00000	SCH ADM		960.64		960.64	960.64-
01-6266-0-2400-0000-2700-003-00000	SCH ADM		709.92		709.92	709.92-
TOTAL:			1,670.56		1,670.56	1,670.56-
TOTAL: 2xxx		7,500.00	3,708.96		3,708.96	3,791.04
3101 STRS CERTIFICATED						
01-6266-0-3101-1150-1000-000-00000 *Subs for training	INSTR	955.00				955.00
		955.00				
01-6266-0-3101-1150-1000-002-00000 *TeacherTraining-E	INSTR	955.00	1,261.51		1,261.51	306.51-
		955.00				
01-6266-0-3101-1150-1000-003-00000 *TeacherTraining-G	INSTR	955.00	829.05		829.05	125.95
		955.00				
01-6266-0-3101-1150-1000-004-00000 *TeacherTraining-J	INSTR	955.00	810.02		810.02	144.98
		955.00				
TOTAL:		3,820.00	2,900.58		2,900.58	919.42
3201 PERS CERTIFICATED						
01-6266-0-3201-1150-1000-002-00000	INSTR		174.60		174.60	174.60-
01-6266-0-3201-1150-1000-003-00000	INSTR		68.01		68.01	68.01-

FUND :01 GENERAL FUND RESOURCE:6266 EDUCATOR EFFECTIVE FY2021-22

	FUNCTION	2025-2026 3RD INTER BUDGET	2025-2026 YTD ACTUAL	2025-2026 YTD ENCUMBER	CALC: 2+3 2025-2026 TOTAL	CALC: 1-4 2025-2026 REMAINING BUDGET
01-6266-0-3201-1150-1000-004-00000	INSTR		174.60		174.60	174.60-
TOTAL:			417.21		417.21	417.21-
3202 PERS CLASSIFIED						
01-6266-0-3202-0000-2700-002-00000	SCH ADM		257.55		257.55	257.55-
01-6266-0-3202-0000-2700-003-00000	SCH ADM		190.33		190.33	190.33-
01-6266-0-3202-1150-1000-002-00000	INSTR	670.25	77.35		77.35	592.90
*ParaTraining-EVG		670.25				
01-6266-0-3202-1150-1000-003-00000	INSTR	670.25				670.25
*ParaTraining-GSS		670.25				
01-6266-0-3202-1150-1000-004-00000	INSTR	670.25	33.14		33.14	637.11
*ParaTraining-JSS		670.25				
TOTAL:		2,010.75	558.37		558.37	1,452.38
3301 SOCIAL SECURITY CERTIFICATED						
01-6266-0-3301-1150-1000-002-00000	INSTR		40.38		40.38	40.38-
01-6266-0-3301-1150-1000-003-00000	INSTR		15.73		15.73	15.73-
01-6266-0-3301-1150-1000-004-00000	INSTR		40.38		40.38	40.38-
TOTAL:			96.49		96.49	96.49-
3302 SOCIAL SECURITY CLASSIFIED						
01-6266-0-3302-0000-2700-002-00000	SCH ADM		59.56		59.56	59.56-
01-6266-0-3302-0000-2700-003-00000	SCH ADM		44.02		44.02	44.02-
01-6266-0-3302-1150-1000-002-00000	INSTR	155.00	77.25		77.25	77.75
*ParaTraining-EVG		155.00				
01-6266-0-3302-1150-1000-003-00000	INSTR	155.00				155.00
*ParaTraining-GSS		155.00				
01-6266-0-3302-1150-1000-004-00000	INSTR	155.00	49.14		49.14	105.86
*ParaTraining-JSS		155.00				
TOTAL:		465.00	229.97		229.97	235.03
3311 MEDICARE - CERTIFICATED						
01-6266-0-3311-1150-1000-000-00000	INSTR	72.50				72.50
*Subs for training		72.50				
01-6266-0-3311-1150-1000-002-00000	INSTR	72.50	105.20		105.20	32.70-
*TeacherTraining-E		72.50				
01-6266-0-3311-1150-1000-003-00000	INSTR	72.50	66.59		66.59	5.91
*TeacherTraining-G		72.50				
01-6266-0-3311-1150-1000-004-00000	INSTR	72.50	70.94		70.94	1.56
*TeacherTraining-J		72.50				
01-6266-0-3311-1150-3900-002-00000	PUPSERV		85.26		85.26	85.26-
TOTAL:		290.00	327.99		327.99	37.99-
3312 MEDICARE - CLASSIFIED						
01-6266-0-3312-0000-2700-002-00000	SCH ADM		13.93		13.93	13.93-
01-6266-0-3312-0000-2700-003-00000	SCH ADM		10.29		10.29	10.29-
01-6266-0-3312-1150-1000-002-00000	INSTR	36.25	18.06		18.06	18.19
*ParaTraining-EVG		36.25				
01-6266-0-3312-1150-1000-003-00000	INSTR	36.25				36.25
*ParaTraining-GSS		36.25				

FUND :01 GENERAL FUND RESOURCE:6266 EDUCATOR EFFECTIVE FY2021-22

	FUNCTION	2025-2026 3RD INTER BUDGET	2025-2026 YTD ACTUAL	2025-2026 YTD ENCUMBER	CALC: 2+3 2025-2026 TOTAL	CALC: 1-4 2025-2026 REMAINING BUDGET
01-6266-0-3312-1150-1000-004-00000	INSTR	36.25	11.49		11.49	24.76
*ParaTraining-JSS		36.25				
TOTAL:		108.75	53.77		53.77	54.98
3501 UNEMPLOYMENT - CERTIFICATED						
01-6266-0-3501-1150-1000-000-00000	INSTR	2.50				2.50
*Subs for training		2.50				
01-6266-0-3501-1150-1000-002-00000	INSTR	2.50	3.64		3.64	1.14-
*TeacherTraining-E		2.50				
01-6266-0-3501-1150-1000-003-00000	INSTR	2.50	2.32		2.32	0.18
*TeacherTraining-G		2.50				
01-6266-0-3501-1150-1000-004-00000	INSTR	2.50	2.44		2.44	0.06
*TeacherTraining-J		2.50				
01-6266-0-3501-1150-3900-002-00000	PUPSERV		2.95		2.95	2.95-
TOTAL:		10.00	11.35		11.35	1.35-
3502 UNEMPLOYMENT - CLASSIFIED						
01-6266-0-3502-0000-2700-002-00000	SCH ADM		0.48		0.48	0.48-
01-6266-0-3502-0000-2700-003-00000	SCH ADM		0.35		0.35	0.35-
01-6266-0-3502-1150-1000-002-00000	INSTR	1.25	0.61		0.61	0.64
*ParaTraining-EVG		1.25				
01-6266-0-3502-1150-1000-003-00000	INSTR	1.25				1.25
*ParaTraining-GSS		1.25				
01-6266-0-3502-1150-1000-004-00000	INSTR	1.25	0.40		0.40	0.85
*ParaTraining-JSS		1.25				
TOTAL:		3.75	1.84		1.84	1.91
3601 WORKERS COMP - CERTIFICATED						
01-6266-0-3601-1150-1000-000-00000	INSTR	101.82				101.82
*Subs for training		101.82				
01-6266-0-3601-1150-1000-002-00000	INSTR	101.82	149.69		149.69	47.87-
*TeacherTraining-E		101.82				
01-6266-0-3601-1150-1000-003-00000	INSTR	101.82	94.77		94.77	7.05
*TeacherTraining-G		101.82				
01-6266-0-3601-1150-1000-004-00000	INSTR	101.82	100.93		100.93	0.89
*TeacherTraining-J		101.82				
01-6266-0-3601-1150-3900-002-00000	PUPSERV		121.31		121.31	121.31-
TOTAL:		407.28	466.70		466.70	59.42-
3602 WORKERS COMP - CLASSIFIED						
01-6266-0-3602-0000-2700-002-00000	SCH ADM		19.82		19.82	19.82-
01-6266-0-3602-0000-2700-003-00000	SCH ADM		14.65		14.65	14.65-
01-6266-0-3602-1150-1000-002-00000	INSTR	50.91	25.70		25.70	25.21
*ParaTraining-EVG		50.91				
01-6266-0-3602-1150-1000-003-00000	INSTR	50.91				50.91
*ParaTraining-GSS		50.91				
01-6266-0-3602-1150-1000-004-00000	INSTR	50.91	16.35		16.35	34.56
*ParaTraining-JSS		50.91				
TOTAL:		152.73	76.52		76.52	76.21
TOTAL: 3xxx		7,268.26	5,140.79		5,140.79	2,127.47
4300 SUPPLIES						

FUND :01 GENERAL FUND RESOURCE:6266 EDUCATOR EFFECTIVE FY2021-22

	FUNCTION	2025-2026 3RD INTER BUDGET	2025-2026 YTD ACTUAL	2025-2026 YTD ENCUMBER	CALC: 2+3 2025-2026 TOTAL	CALC: 1-4 2025-2026 REMAINING BUDGET
01-6266-0-4300-1150-1000-000-00000	INSTR	1,500.00	1,325.89		1,325.89	174.11
DETAIL LINE		1,500.00				
01-6266-0-4300-1150-1000-000-30002	INSTR	48.83	72.14		72.14	23.31-
1st Interim Adj		48.83				
01-6266-0-4300-1150-1000-004-00000	INSTR	1,000.00	606.85		606.85	393.15
DETAIL LINE		1,000.00				
TOTAL:		2,548.83	2,004.88		2,004.88	543.95
TOTAL: 4xxx		2,548.83	2,004.88		2,004.88	543.95
5200 TRAVEL & CONFERENCE						
01-6266-0-5200-0000-2700-000-00000	SCH ADM	1,500.00	1,159.09		1,159.09	340.91
DETAIL LINE		1,500.00				
01-6266-0-5200-0000-2700-004-00000	SCH ADM	500.00	488.99		488.99	11.01
DETAIL LINE		500.00				
01-6266-0-5200-1150-1000-000-00000	INSTR	113,905.63	100,421.96	19,323.48	119,745.44	5,839.81-
1st Interim Adj		78,905.63				
DETAIL LINE		25,000.00				
ONSITE STAFF TRAINING		10,000.00				
01-6266-0-5200-1150-1000-002-00000	INSTR	10,000.00	6,291.69		6,291.69	3,708.31
STAFF TRAINING		10,000.00				
01-6266-0-5200-1150-1000-003-00000	INSTR	10,000.00	6,165.70		6,165.70	3,834.30
STAFF TRAINING		10,000.00				
01-6266-0-5200-1150-1000-004-00000	INSTR	10,000.00	4,658.32		4,658.32	5,341.68
STAFF TRAINING		10,000.00				
TOTAL:		145,905.63	119,185.75	19,323.48	138,509.23	7,396.40
5600 RENTALS, LEASES & REPAIRS,N.C.						
01-6266-0-5600-1150-1000-000-00000	INSTR	2,000.00				2,000.00
DETAIL LINE		2,000.00				
TOTAL:		2,000.00				2,000.00
5710 TRANSFERS OF DIRECT COSTS						
01-6266-0-5710-1150-1000-000-00000	INSTR	30,998.29-				30,998.29-
TO RS 6019		30,998.29-				
TOTAL:		30,998.29-				30,998.29-
5800 PROFES'L/CONSULTG SVCS/OP EXP						
01-6266-0-5800-1150-1000-000-00000	INSTR	38,000.00	38,000.00		38,000.00	
DETAIL LINE		38,000.00				
01-6266-0-5800-1150-1000-004-00000	INSTR	100.00				100.00
1st Interim Adj		100.00				
TOTAL:		38,100.00	38,000.00		38,000.00	100.00
TOTAL: 5xxx		155,007.34	157,185.75	19,323.48	176,509.23	21,501.89-
*SUB-TOTAL:1000-5999		192,324.43	190,662.78	19,323.48	209,986.26	17,661.83-
7310 TRANSFERS OF INDIRECT COSTS						
01-6266-0-7310-0000-7210-000-00000	COST TR	3,848.23				3,848.23

FUND :01 GENERAL FUND RESOURCE:6266 EDUCATOR EFFECTIVE FY2021-22

	FUNCTION	2025-2026 3RD INTER BUDGET	2025-2026 YTD ACTUAL	2025-2026 YTD ENCUMBER	CALC: 2+3 2025-2026 TOTAL	CALC: 1-4 2025-2026 REMAINING BUDGET
5.41% INDIRECT COST RATE		3,848.23				
TOTAL:		3,848.23				3,848.23
TOTAL: 7xxx		3,848.23				3,848.23
*SUB-TOTAL:1000-7999		196,172.66	190,662.78	19,323.48	209,986.26	13,813.60-

FUND :01 GENERAL FUND RESOURCE:6300 Lottery:Inst. Materials

	FUNCTION	2025-2026 3RD INTER BUDGET	2025-2026 YTD ACTUAL	2025-2026 YTD ENCUMBER	CALC: 2+3 2025-2026 TOTAL	CALC: 1-4 2025-2026 REMAINING BUDGET
8560 STATE LOTTERY REVENUE						
01-6300-0-8560-0000-0000-000-00000	REV/BAL	144,360.23	24,341.47		24,341.47	120,018.76
1st Interim Adj		558.42-				
DEF REV		76,655.29				
DETAIL LINE		68,263.36				
TOTAL:		144,360.23	24,341.47		24,341.47	120,018.76
TOTAL: 8xxx		144,360.23	24,341.47		24,341.47	120,018.76
4100 APPRVD TEXTBKS/CORE CURRICULA						
01-6300-0-4100-1150-1000-000-00000	INSTR	91,910.27				91,910.27
DETAIL LINE		85,776.76				
HMH- MATH IN FOCUS		6,133.51				
01-6300-0-4100-1150-1000-002-00000	INSTR	7,000.00	108.79	1,220.63	1,329.42	5,670.58
DETAIL LINE		7,000.00				
01-6300-0-4100-1150-1000-003-00000	INSTR	9,831.56	9,331.56	488.25	9,819.81	11.75
1st Interim Adj		6,760.56				
LEARNING WITHOUT TEARS		3,071.00				
01-6300-0-4100-1150-1000-004-00000	INSTR	3,424.94	3,424.94		3,424.94	
1st Interim Adj		1,924.94				
DETAIL LINE		1,500.00				
TOTAL:		112,166.77	12,865.29	1,708.88	14,574.17	97,592.60
4200 BOOKS AND REFERENCE MATERIALS						
01-6300-0-4200-1150-1000-003-00000	INSTR	3,500.00				3,500.00
DETAIL LINE		3,500.00				
TOTAL:		3,500.00				3,500.00
4300 SUPPLIES						
01-6300-0-4300-1150-1000-002-00000	INSTR	2,000.00				2,000.00
DETAIL LINE		2,000.00				
01-6300-0-4300-1150-1000-003-00000	INSTR	2,000.00				2,000.00
DETAIL LINE		2,000.00				
01-6300-0-4300-1150-1000-004-00000	INSTR	2,000.00				2,000.00
DETAIL LINE		2,000.00				
TOTAL:		6,000.00				6,000.00
TOTAL: 4xxx		121,666.77	12,865.29	1,708.88	14,574.17	107,092.60
5800 PROFES'L/CONSULTG SVCS/OP EXP						
01-6300-0-5800-1150-1000-000-00000	INSTR	58,000.00				58,000.00
DETAIL LINE		58,000.00				
01-6300-0-5800-1150-1000-000-02460	INSTR	1,000.00				1,000.00
DETAIL LINE		1,000.00				
01-6300-0-5800-1150-1000-002-00000	INSTR	4,000.00	2,191.08		2,191.08	1,808.92
DETAIL LINE		4,000.00				
01-6300-0-5800-1150-1000-004-00000	INSTR	5,000.00	3,299.39		3,299.39	1,700.61
DETAIL LINE		5,000.00				
TOTAL:		68,000.00	5,490.47		5,490.47	62,509.53
TOTAL: 5xxx		68,000.00	5,490.47		5,490.47	62,509.53

FUND :01 GENERAL FUND
RESOURCE:6300 Lottery:Inst. Materials

	FUNCTION	2025-2026 3RD INTER BUDGET	2025-2026 YTD ACTUAL	2025-2026 YTD ENCUMBER	CALC: 2+3 2025-2026 TOTAL	CALC: 1-4 2025-2026 REMAINING BUDGET
*SUB-TOTAL:1000-5999		189,666.77	18,355.76	1,708.88	20,064.64	169,602.13

FUND :01 GENERAL FUND RESOURCE:6332 CA COMM SCHOOL PTNR IMP GRANT

	FUNCTION	2025-2026 3RD INTER BUDGET	2025-2026 YTD ACTUAL	2025-2026 YTD ENCUMBER	CALC: 2+3 2025-2026 TOTAL	CALC: 1-4 2025-2026 REMAINING BUDGET
8590 ALL OTHER STATE REVENUES						
01-6332-0-8590-0000-0000-000-00000	REV/BAL	634,635.20	329,549.14		329,549.14	305,086.06
Community Schools Grant		490,000.00				
ROLLOVER FROM 24/25 REV		144,635.20				
TOTAL:		634,635.20	329,549.14		329,549.14	305,086.06
TOTAL: 8xxx		634,635.20	329,549.14		329,549.14	305,086.06
1100 CERTIFICATED TEACHERS SALARIES						
01-6332-0-1100-1150-1000-000-00000	INSTR		847.68		847.68	847.68-
TOTAL:			847.68		847.68	847.68-
1300 CERTIFICATED SUPERV & ADM SAL						
01-6332-0-1300-0000-7150-000-00000	SUPT	77,000.00	64,163.30	12,832.66	76,995.96	4.04
Carver, Jami		77,000.00				
TOTAL:		77,000.00	64,163.30	12,832.66	76,995.96	4.04
TOTAL: 1xxx		77,000.00	65,010.98	12,832.66	77,843.64	843.64-
2100 INSTRUCTIONAL AIDE SALARIES						
01-6332-0-2100-1150-1000-002-00000	INSTR		98.36		98.36	98.36-
TOTAL:			98.36		98.36	98.36-
2200 CLASSIFIED SUPPORT SALARIES						
01-6332-0-2200-0000-7200-000-00000	GEN ADM	152,409.70	81,472.33	24,770.10	106,242.43	46,167.27
Byrd, Jessica		58,900.00				
Smith, Kelly		93,509.70				
01-6332-0-2200-1150-3140-000-00000	HLTHSER	66,882.79	51,669.42	11,721.76	63,391.18	3,491.61
Aleman, Carmen		32,591.38				
Bear, Avery		34,291.41				
TOTAL:		219,292.49	133,141.75	36,491.86	169,633.61	49,658.88
2400 CLERICAL/TECHNICAL/OFFICE SAL						
01-6332-0-2400-0000-7200-000-00000	GEN ADM	74,265.64	59,865.00	11,913.00	71,778.00	2,487.64
Bear, Amber		74,265.64				
TOTAL:		74,265.64	59,865.00	11,913.00	71,778.00	2,487.64
TOTAL: 2xxx		293,558.13	193,105.11	48,404.86	241,509.97	52,048.16
3101 STRS CERTIFICATED						
01-6332-0-3101-0000-7150-000-00000	SUPT	14,707.00	11,029.69	2,451.04	13,480.73	1,226.27
*Carver, Jami		14,707.00				
01-6332-0-3101-1150-1000-000-00000	INSTR		161.91		161.91	161.91-
TOTAL:		14,707.00	11,191.60	2,451.04	13,642.64	1,064.36
3202 PERS CLASSIFIED						
01-6332-0-3202-0000-7200-000-00000	GEN ADM	60,771.66	39,384.95	8,961.97	48,346.92	12,424.74
*Bear, Amber		19,910.62				
*Byrd, Jessica		15,791.09				
*Smith, Kelly		25,069.95				

FUND :01 GENERAL FUND RESOURCE:6332 CA COMM SCHOOL PTNR IMP GRANT

	FUNCTION	2025-2026 3RD INTER BUDGET	2025-2026 YTD ACTUAL	2025-2026 YTD ENCUMBER	CALC: 2+3 2025-2026 TOTAL	CALC: 1-4 2025-2026 REMAINING BUDGET
01-6332-0-3202-1150-1000-002-00000	INSTR		26.37		26.37	26.37-
01-6332-0-3202-1150-3140-000-00000	HLTHSER	17,931.28	13,805.58	3,142.61	16,948.19	983.09
*Aleman, Carmen		8,737.75				
*Bear, Avery		9,193.53				
TOTAL:		78,702.94	53,216.90	12,104.58	65,321.48	13,381.46
3302 SOCIAL SECURITY CLASSIFIED						
01-6332-0-3302-0000-7200-000-00000	GEN ADM	14,053.87	8,762.88	2,631.64	11,394.52	2,659.35
*Bear, Amber		4,604.47				
*Byrd, Jessica		3,651.80				
*Smith, Kelly		5,797.60				
01-6332-0-3302-1150-1000-002-00000	INSTR		6.10		6.10	6.10-
01-6332-0-3302-1150-3140-000-00000	HLTHSER	4,146.74	3,203.48	726.74	3,930.22	216.52
*Aleman, Carmen		2,020.67				
*Bear, Avery		2,126.07				
TOTAL:		18,200.61	11,972.46	3,358.38	15,330.84	2,869.77
3311 MEDICARE - CERTIFICATED						
01-6332-0-3311-0000-7150-000-00000	SUPT	1,116.50	930.40	186.07	1,116.47	0.03
*Carver, Jami		1,116.50				
01-6332-0-3311-1150-1000-000-00000	INSTR		12.29		12.29	12.29-
TOTAL:		1,116.50	942.69	186.07	1,128.76	12.26-
3312 MEDICARE - CLASSIFIED						
01-6332-0-3312-0000-7200-000-00000	GEN ADM	3,286.79	2,049.30	615.46	2,664.76	622.03
*Bear, Amber		1,076.85				
*Byrd, Jessica		854.05				
*Smith, Kelly		1,355.89				
01-6332-0-3312-1150-1000-002-00000	INSTR		1.43		1.43	1.43-
01-6332-0-3312-1150-3140-000-00000	HLTHSER	969.81	749.18	169.97	919.15	50.66
*Aleman, Carmen		472.58				
*Bear, Avery		497.23				
TOTAL:		4,256.60	2,799.91	785.43	3,585.34	671.26
3401 HEALTH & WELFARE CERTIFICATED						
01-6332-0-3401-0000-7150-000-00000	SUPT		3,914.08	667.94	4,582.02	4,582.02-
TOTAL:			3,914.08	667.94	4,582.02	4,582.02-
3402 HEALTH & WELFARE CLASSIFIED						
01-6332-0-3402-0000-7200-000-00000	GEN ADM	37,885.44	17,398.99	3,840.97	21,239.96	16,645.48
Bear, Amber,H&W		11,618.64				
Byrd, Jessica,H&W		13,133.40				
Smith, Kelly,H&W		13,133.40				
01-6332-0-3402-1150-3140-000-00000	HLTHSER	13,200.00	9,369.39	2,205.55	11,574.94	1,625.06
Aleman, Carmen,H&W		6,600.00				
Bear, Avery,H&W		6,600.00				
TOTAL:		51,085.44	26,768.38	6,046.52	32,814.90	18,270.54
3501 UNEMPLOYMENT - CERTIFICATED						
01-6332-0-3501-0000-7150-000-00000	SUPT	38.50	32.10	6.42	38.52	0.02-

FUND :01 GENERAL FUND RESOURCE:6332 CA COMM SCHOOL PTNR IMP GRANT

	FUNCTION	2025-2026 3RD INTER BUDGET	2025-2026 YTD ACTUAL	2025-2026 YTD ENCUMBER	CALC: 2+3 2025-2026 TOTAL	CALC: 1-4 2025-2026 REMAINING BUDGET
*Carver, Jami		38.50				
01-6332-0-3501-1150-1000-000-00000	INSTR		0.42		0.42	0.42-
TOTAL:		38.50	32.52	6.42	38.94	0.44-
3502 UNEMPLOYMENT - CLASSIFIED						
01-6332-0-3502-0000-7200-000-00000	GEN ADM	113.33	70.80	18.35	89.15	24.18
*Bear, Amber		37.13				
*Byrd, Jessica		29.45				
*Smith, Kelly		46.75				
01-6332-0-3502-1150-1000-002-00000	INSTR		0.05		0.05	0.05-
01-6332-0-3502-1150-3140-000-00000	HLTHSER	33.45	25.82	5.86	31.68	1.77
*Aleman, Carmen		16.30				
*Bear, Avery		17.15				
TOTAL:		146.78	96.67	24.21	120.88	25.90
3601 WORKERS COMP - CERTIFICATED						
01-6332-0-3601-0000-7150-000-00000	SUPT	1,568.03	1,323.70	264.74	1,588.44	20.41-
*Carver, Jami		1,568.03				
01-6332-0-3601-1150-1000-000-00000	INSTR		17.49		17.49	17.49-
TOTAL:		1,568.03	1,341.19	264.74	1,605.93	37.90-
3602 WORKERS COMP - CLASSIFIED						
01-6332-0-3602-0000-7200-000-00000	GEN ADM	4,616.02	2,915.83	756.78	3,672.61	943.41
*Bear, Amber		1,512.35				
*Byrd, Jessica		1,199.44				
*Smith, Kelly		1,904.23				
01-6332-0-3602-1150-1000-002-00000	INSTR		2.03		2.03	2.03-
01-6332-0-3602-1150-3140-000-00000	HLTHSER	1,362.00	1,065.89	241.82	1,307.71	54.29
*Aleman, Carmen		663.69				
*Bear, Avery		698.31				
TOTAL:		5,978.02	3,983.75	998.60	4,982.35	995.67
TOTAL: 3xxx		175,800.42	116,260.15	26,893.93	143,154.08	32,646.34
4300 SUPPLIES						
01-6332-0-4300-0000-3110-000-00000	GUIDCNS	150.00	150.00		150.00	
1st Interim Adj		150.00				
01-6332-0-4300-0000-3110-000-01013	GUIDCNS	1,060.51				1,060.51
DETAIL LINE		1,060.51				
01-6332-0-4300-1150-1000-002-00000	INSTR		37.93		37.93	37.93-
01-6332-0-4300-1150-1000-004-00000	INSTR	6,000.00	5,768.22		5,768.22	231.78
1st Interim Adj		6,000.00				
TOTAL:		7,210.51	5,956.15		5,956.15	1,254.36
4400 NON-CAPITALIZED EQUIP.						
01-6332-0-4400-0000-7200-000-00000	GEN ADM	1,969.94	254.82		254.82	1,715.12
DETAIL LINE		1,969.94				
TOTAL:		1,969.94	254.82		254.82	1,715.12
TOTAL: 4xxx		9,180.45	6,210.97		6,210.97	2,969.48
5200 TRAVEL & CONFERENCE						

FUND :01 GENERAL FUND RESOURCE:6332 CA COMM SCHOOL PTNR IMP GRANT

	FUNCTION	2025-2026 3RD INTER BUDGET	2025-2026 YTD ACTUAL	2025-2026 YTD ENCUMBER	CALC: 2+3 2025-2026 TOTAL	CALC: 1-4 2025-2026 REMAINING BUDGET
01-6332-0-5200-0000-7200-000-00000	GEN ADM	4,257.65	3,274.64		3,274.64	983.01
DETAIL LINE		4,257.65				
TOTAL:		4,257.65	3,274.64		3,274.64	983.01
5600 RENTALS, LEASES & REPAIRS,N.C.						
01-6332-0-5600-0000-3110-000-00000	GUIDCNS	257.50	257.50		257.50	
1st Interim Adj		257.50				
TOTAL:		257.50	257.50		257.50	
5800 PROFES'L/CONSULTG SVCS/OP EXP						
01-6332-0-5800-0000-2700-000-00000	SCH ADM	3,419.93				3,419.93
DETAIL LINE		3,419.93				
01-6332-0-5800-0000-3110-000-00000	GUIDCNS	4,500.00				4,500.00
DETAIL LINE		4,500.00				
01-6332-0-5800-0000-3110-000-01013	GUIDCNS	69.99				69.99
DETAIL LINE		69.99				
01-6332-0-5800-0000-3110-002-00000	GUIDCNS	17,500.00	13,906.60		13,906.60	3,593.40
WAGGONER		17,500.00				
01-6332-0-5800-0000-3110-004-00000	GUIDCNS	20,269.00	14,667.00		14,667.00	5,602.00
DETAIL LINE		5,269.00				
Steven Waggoner		15,000.00				
01-6332-0-5800-0000-7200-000-00000	GEN ADM	1,280.00	1,229.25		1,229.25	50.75
DETAIL LINE		1,280.00				
01-6332-0-5800-1150-3140-000-00000	HLTHSER	5,000.00	1,000.00		1,000.00	4,000.00
DETAIL LINE		5,000.00				
01-6332-0-5800-8100-5100-002-00000	COMM RE	5,000.00		3,600.00	3,600.00	1,400.00
FAMILY BOWL NIGHT		5,000.00				
01-6332-0-5800-8100-5100-003-00000	COMM RE	1,500.00		900.00	900.00	600.00
FAMILY BOWL NIGHT		1,500.00				
TOTAL:		58,538.92	30,802.85	4,500.00	35,302.85	23,236.07
TOTAL: 5xxx		63,054.07	34,334.99	4,500.00	38,834.99	24,219.08
*SUB-TOTAL:1000-5999		618,593.07	414,922.20	92,631.45	507,553.65	111,039.42
7310 TRANSFERS OF INDIRECT COSTS						
01-6332-0-7310-0000-7210-000-00000	COST TR	16,042.13				16,042.13
5.41% INDIRECT COST RATE		16,042.13				
TOTAL:		16,042.13				16,042.13
TOTAL: 7xxx		16,042.13				16,042.13
*SUB-TOTAL:1000-7999		634,635.20	414,922.20	92,631.45	507,553.65	127,081.55

FUND :01 GENERAL FUND
RESOURCE:6388 K-12 STRONG WORKFORCE PROGRAM

	FUNCTION	2025-2026 3RD INTER BUDGET	2025-2026 YTD ACTUAL	2025-2026 YTD ENCUMBER	CALC: 2+3 2025-2026 TOTAL	CALC: 1-4 2025-2026 REMAINING BUDGET
8590 ALL OTHER STATE REVENUES						
01-6388-0-8590-0000-0000-000-00000	REV/BAL	1,810.67	35,373.60		35,373.60	33,562.93-
DEF REV		1,810.67				
TOTAL:		1,810.67	35,373.60		35,373.60	33,562.93-
TOTAL: 8xxx		1,810.67	35,373.60		35,373.60	33,562.93-
4300 SUPPLIES						
01-6388-0-4300-1150-1000-004-00910	INSTR	1,810.67	582.01	258.24	840.25	970.42
DETAIL LINE		1,810.67				
TOTAL:		1,810.67	582.01	258.24	840.25	970.42
TOTAL: 4xxx		1,810.67	582.01	258.24	840.25	970.42
*SUB-TOTAL:1000-5999		1,810.67	582.01	258.24	840.25	970.42

FUND :01 GENERAL FUND RESOURCE:6500 SPECIAL EDUCATION

	FUNCTION	2025-2026 3RD INTER BUDGET	2025-2026 YTD ACTUAL	2025-2026 YTD ENCUMBER	CALC: 2+3 2025-2026 TOTAL	CALC: 1-4 2025-2026 REMAINING BUDGET
8980 CONTRIBUTIONS FR UNRESTR REV						
01-6500-0-8980-5001-0000-000-00000	REV/BAL	406,040.43				406,040.43
5.41% INDIRECT COST RATE		22,074.40				
DETAIL LINE		383,966.03				
TOTAL:		406,040.43				406,040.43
TOTAL: 8xxx		406,040.43				406,040.43
1100 CERTIFICATED TEACHERS SALARIES						
01-6500-0-1100-5760-1120-002-00000	SE RSP	91,524.00	67,143.08	22,381.02	89,524.10	1,999.90
Casey, Lauren		89,524.00				
SpEd Extra Hours		2,000.00				
01-6500-0-1100-5760-1120-004-00000	SE RSP	70,329.00	58,484.25	19,494.75	77,979.00	7,650.00-
Moser, Leslie		70,329.00				
TOTAL:		161,853.00	125,627.33	41,875.77	167,503.10	5,650.10-
TOTAL: 1xxx		161,853.00	125,627.33	41,875.77	167,503.10	5,650.10-
2100 INSTRUCTIONAL AIDE SALARIES						
01-6500-0-2100-5760-1120-002-00000	SE RSP	26,917.05	20,063.91	6,229.26	26,293.17	623.88
Graham, Tawny		24,917.05				
SpEd Para stipends		2,000.00				
01-6500-0-2100-5760-1120-003-00000	SE RSP	21,138.31	17,725.88	8,056.27	25,782.15	4,643.84-
SpEd Para stipends		1,000.00				
Stott, Katelynn		20,138.31				
01-6500-0-2100-5760-1120-004-00000	SE RSP	56,743.62	44,599.63	13,685.91	58,285.54	1,541.92-
Elmore, LisaLCAP 1.5		31,054.42				
Maughs, Hannah		23,689.20				
SpEd Para stipends		2,000.00				
TOTAL:		104,798.98	82,389.42	27,971.44	110,360.86	5,561.88-
TOTAL: 2xxx		104,798.98	82,389.42	27,971.44	110,360.86	5,561.88-
3101 STRS CERTIFICATED						
01-6500-0-3101-5760-1120-002-00000	SE RSP	17,481.08	13,604.97	3,108.93	16,713.90	767.18
*Casey, Lauren		17,099.08				
*SpEd Extra Hours		382.00				
01-6500-0-3101-5760-1120-004-00000	SE RSP	13,432.84	12,186.00	2,708.00	14,894.00	1,461.16-
*Moser, Leslie		13,432.84				
TOTAL:		30,913.92	25,790.97	5,816.93	31,607.90	693.98-
3202 PERS CLASSIFIED						
01-6500-0-3202-5760-1120-002-00000	SE RSP	7,216.46	5,544.17	1,214.59	6,758.76	457.70
*Graham, Tawny		6,680.26				
*SpEd Para stipend		536.20				
01-6500-0-3202-5760-1120-003-00000	SE RSP	5,667.18	4,919.30	1,900.03	6,819.33	1,152.15-
*SpEd Para stipend		268.10				
*Stott, Katelynn		5,399.08				
01-6500-0-3202-5760-1120-004-00000	SE RSP	15,212.96	12,199.63	2,668.50	14,868.13	344.83
*Elmore, LisaLCAP		8,325.69				

FUND :01 GENERAL FUND RESOURCE:6500 SPECIAL EDUCATION

	FUNCTION	2025-2026 3RD INTER BUDGET	2025-2026 YTD ACTUAL	2025-2026 YTD ENCUMBER	CALC: 2+3 2025-2026 TOTAL	CALC: 1-4 2025-2026 REMAINING BUDGET
*Maughs, Hannah		6,351.07				
*SpEd Para stipend		536.20				
TOTAL:		28,096.60	22,663.10	5,783.12	28,446.22	349.62-
3302 SOCIAL SECURITY CLASSIFIED						
01-6500-0-3302-5760-1120-002-00000	SE RSP	1,668.86	1,244.02	386.21	1,630.23	38.63
*Graham, Tawny		1,544.86				
*SpEd Para stipend		124.00				
01-6500-0-3302-5760-1120-003-00000	SE RSP	1,310.58	1,099.05	537.04	1,636.09	325.51-
*SpEd Para stipend		62.00				
*Stott, Katelynn		1,248.58				
01-6500-0-3302-5760-1120-004-00000	SE RSP	3,518.10	2,765.23	848.52	3,613.75	95.65-
*Elmore, LisaLCAP		1,925.37				
*Maughs, Hannah		1,468.73				
*SpEd Para stipend		124.00				
TOTAL:		6,497.54	5,108.30	1,771.77	6,880.07	382.53-
3311 MEDICARE - CERTIFICATED						
01-6500-0-3311-5760-1120-002-00000	SE RSP	1,327.10	973.62	324.52	1,298.14	28.96
*Casey, Lauren		1,298.10				
*SpEd Extra Hours		29.00				
01-6500-0-3311-5760-1120-004-00000	SE RSP	1,019.77	848.07	282.67	1,130.74	110.97-
*Moser, Leslie		1,019.77				
TOTAL:		2,346.87	1,821.69	607.19	2,428.88	82.01-
3312 MEDICARE - CLASSIFIED						
01-6500-0-3312-5760-1120-002-00000	SE RSP	390.30	290.96	90.32	381.28	9.02
*Graham, Tawny		361.30				
*SpEd Para stipend		29.00				
01-6500-0-3312-5760-1120-003-00000	SE RSP	306.51	257.03	125.60	382.63	76.12-
*SpEd Para stipend		14.50				
*Stott, Katelynn		292.01				
01-6500-0-3312-5760-1120-004-00000	SE RSP	822.78	646.67	198.44	845.11	22.33-
*Elmore, LisaLCAP		450.29				
*Maughs, Hannah		343.49				
*SpEd Para stipend		29.00				
TOTAL:		1,519.59	1,194.66	414.36	1,609.02	89.43-
3401 HEALTH & WELFARE CERTIFICATED						
01-6500-0-3401-5760-1120-002-00000	SE RSP	11,618.64	10,781.66	2,200.00	12,981.66	1,363.02-
Casey, Lauren,H&W		11,618.64				
01-6500-0-3401-5760-1120-004-00000	SE RSP	13,200.00	8,838.85	2,211.10	11,049.95	2,150.05
Moser, Leslie,H&W		13,200.00				
TOTAL:		24,818.64	19,620.51	4,411.10	24,031.61	787.03
3402 HEALTH & WELFARE CLASSIFIED						
01-6500-0-3402-5760-1120-002-00000	SE RSP	9,075.00	10,272.25	1,792.59	12,064.84	2,989.84-
Graham, Tawny,H&W		9,075.00				
01-6500-0-3402-5760-1120-004-00000	SE RSP	8,250.00	1,073.17	402.44	1,475.61	6,774.39
Maughs, Hannah,H&W		8,250.00				

FUND :01 GENERAL FUND RESOURCE:6500 SPECIAL EDUCATION

	FUNCTION	2025-2026 3RD INTER BUDGET	2025-2026 YTD ACTUAL	2025-2026 YTD ENCUMBER	CALC: 2+3 2025-2026 TOTAL	CALC: 1-4 2025-2026 REMAINING BUDGET
TOTAL:		17,325.00	11,345.42	2,195.03	13,540.45	3,784.55
3501 UNEMPLOYMENT - CERTIFICATED						
01-6500-0-3501-5760-1120-002-00000	SE RSP	45.76	33.57	11.19	44.76	1.00
*Casey, Lauren		44.76				
*SpEd Extra Hours		1.00				
01-6500-0-3501-5760-1120-004-00000	SE RSP	35.16	29.25	9.75	39.00	3.84-
*Moser, Leslie		35.16				
TOTAL:		80.92	62.82	20.94	83.76	2.84-
3502 UNEMPLOYMENT - CLASSIFIED						
01-6500-0-3502-5760-1120-002-00000	SE RSP	13.46	10.03	3.11	13.14	0.32
*Graham, Tawny		12.46				
*SpEd Para stipend		1.00				
01-6500-0-3502-5760-1120-003-00000	SE RSP	10.57	8.86	4.02	12.88	2.31-
*SpEd Para stipend		0.50				
*Stott, Katelynn		10.07				
01-6500-0-3502-5760-1120-004-00000	SE RSP	28.37	22.25	6.84	29.09	0.72-
*Elmore, LisaLCAP		15.53				
*Maughs, Hannah		11.84				
*SpEd Para stipend		1.00				
TOTAL:		52.40	41.14	13.97	55.11	2.71-
3601 WORKERS COMP - CERTIFICATED						
01-6500-0-3601-5760-1120-002-00000	SE RSP	1,863.80	1,385.19	461.73	1,846.92	16.88
*Casey, Lauren		1,823.07				
*SpEd Extra Hours		40.73				
01-6500-0-3601-5760-1120-004-00000	SE RSP	1,432.18	1,206.54	402.18	1,608.72	176.54-
*Moser, Leslie		1,432.18				
TOTAL:		3,295.98	2,591.73	863.91	3,455.64	159.66-
3602 WORKERS COMP - CLASSIFIED						
01-6500-0-3602-5760-1120-002-00000	SE RSP	548.14	413.96	128.51	542.47	5.67
*Graham, Tawny		507.41				
*SpEd Para stipend		40.73				
01-6500-0-3602-5760-1120-003-00000	SE RSP	430.46	365.70	166.20	531.90	101.44-
*SpEd Para stipend		20.36				
*Stott, Katelynn		410.10				
01-6500-0-3602-5760-1120-004-00000	SE RSP	1,155.53	920.16	282.34	1,202.50	46.97-
*Elmore, LisaLCAP		632.39				
*Maughs, Hannah		482.41				
*SpEd Para stipend		40.73				
TOTAL:		2,134.13	1,699.82	577.05	2,276.87	142.74-
TOTAL: 3xxx		117,081.59	91,940.16	22,475.37	114,415.53	2,666.06
4100 APPRVD TEXTBKS/CORE CURRICULA						
01-6500-0-4100-5760-1120-002-00000	SE RSP	382.45	382.45		382.45	
1st Interim Adj		382.45				
01-6500-0-4100-5760-1120-003-00000	SE RSP	685.74	685.74		685.74	

FUND :01 GENERAL FUND RESOURCE:6500 SPECIAL EDUCATION

	FUNCTION	2025-2026 3RD INTER BUDGET	2025-2026 YTD ACTUAL	2025-2026 YTD ENCUMBER	CALC: 2+3 2025-2026 TOTAL	CALC: 1-4 2025-2026 REMAINING BUDGET
1st Interim Adj		685.74				
TOTAL:		1,068.19	1,068.19		1,068.19	
4200 BOOKS AND REFERENCE MATERIALS						
01-6500-0-4200-5760-1120-004-00000	SE RSP	100.00				100.00
DETAIL LINE		100.00				
TOTAL:		100.00				100.00
4300 SUPPLIES						
01-6500-0-4300-5760-1120-000-00000	SE RSP	5,000.00				5,000.00
Special Ed Supplies		5,000.00				
01-6500-0-4300-5760-1120-002-02460	SE RSP	1,378.82	1,378.82		1,378.82	
1st Interim Adj		1,378.82				
01-6500-0-4300-5760-1120-004-00000	SE RSP	250.00				250.00
DETAIL LINE		250.00				
01-6500-0-4300-5760-1120-004-01117	SE RSP	400.00	397.23		397.23	2.77
Moser, Leslie		400.00				
01-6500-0-4300-5760-1120-004-01148	SE RSP	400.00	224.42		224.42	175.58
Bammerlin, Jessica		400.00				
TOTAL:		7,428.82	2,000.47		2,000.47	5,428.35
TOTAL: 4xxx		8,597.01	3,068.66		3,068.66	5,528.35
5200 TRAVEL & CONFERENCE						
01-6500-0-5200-5760-1120-002-00000	SE RSP	1,224.06				1,224.06
DETAIL LINE		1,224.06				
TOTAL:		1,224.06				1,224.06
5710 TRANSFERS OF DIRECT COSTS						
01-6500-0-5710-5760-1120-004-00000	SE RSP	123,843.07-				123,843.07-
TO RS 3310		123,843.07-				
TOTAL:		123,843.07-				123,843.07-
5800 PROFES'L/CONSULTG SVCS/OP EXP						
01-6500-0-5800-5760-1120-000-00000	SE RSP	201.00	178.69		178.69	22.31
DETAIL LINE		201.00				
01-6500-0-5800-5760-1120-004-00000	SE RSP	500.00				500.00
DETAIL LINE		500.00				
TOTAL:		701.00	178.69		178.69	522.31
TOTAL: 5xxx		121,918.01-	178.69		178.69	122,096.70-
*SUB-TOTAL:1000-5999		270,412.57	303,204.26	92,322.58	395,526.84	125,114.27-
7282 ALL OTHER TRFS TO COUNTY OFFIC						
01-6500-0-7282-5760-9200-000-00000	TFAGENC	113,553.46				113,553.46
SPED BILLBACK		113,553.46				
TOTAL:		113,553.46				113,553.46
7310 TRANSFERS OF INDIRECT COSTS						

FUND :01 GENERAL FUND RESOURCE:6500 SPECIAL EDUCATION

	FUNCTION	2025-2026 3RD INTER BUDGET	2025-2026 YTD ACTUAL	2025-2026 YTD ENCUMBER	CALC: 2+3 2025-2026 TOTAL	CALC: 1-4 2025-2026 REMAINING BUDGET
01-6500-0-7310-5001-7210-000-00000	COST TR	22,074.40				22,074.40
5.41% INDIRECT COST RATE		22,074.40				
TOTAL:		22,074.40				22,074.40
TOTAL: 7xxx		135,627.86				135,627.86
*SUB-TOTAL:1000-7999		406,040.43	303,204.26	92,322.58	395,526.84	10,513.59

FUND :01 GENERAL FUND RESOURCE:6546 MENTAL HEALTH RELATED SERV

	FUNCTION	2025-2026 3RD INTER BUDGET	2025-2026 YTD ACTUAL	2025-2026 YTD ENCUMBER	CALC: 2+3 2025-2026 TOTAL	CALC: 1-4 2025-2026 REMAINING BUDGET
8590 ALL OTHER STATE REVENUES						
01-6546-0-8590-5001-0000-000-00000	REV/BAL	43,928.00	39,495.75		39,495.75	4,432.25
DETAIL LINE		43,928.00				
TOTAL:		43,928.00	39,495.75		39,495.75	4,432.25
TOTAL: 8xxx		43,928.00	39,495.75		39,495.75	4,432.25
5100 SUBAGREEMENTS FOR SERVICES						
01-6546-0-5100-5760-1110-000-00000	SP SEPC	43,928.00	39,495.75		39,495.75	4,432.25
DETAIL LINE		43,928.00				
TOTAL:		43,928.00	39,495.75		39,495.75	4,432.25
TOTAL: 5xxx		43,928.00	39,495.75		39,495.75	4,432.25
*SUB-TOTAL:1000-5999		43,928.00	39,495.75		39,495.75	4,432.25

FUND :01 GENERAL FUND RESOURCE:6547 SPC ED EARLY INTERVENT PRESCHO

	FUNCTION	2025-2026 3RD INTER BUDGET	2025-2026 YTD ACTUAL	2025-2026 YTD ENCUMBER	CALC: 2+3 2025-2026 TOTAL	CALC: 1-4 2025-2026 REMAINING BUDGET
1100 CERTIFICATED TEACHERS SALARIES						
01-6547-0-1100-5760-1120-003-00000	SE RSP	20,000.00	8,435.00		8,435.00	11,565.00
TK Summer SSC Cert		20,000.00				
TOTAL:		20,000.00	8,435.00		8,435.00	11,565.00
1300 CERTIFICATED SUPERV & ADM SAL						
01-6547-0-1300-5760-2700-003-00000	SCH ADM	10,000.00	5,171.81		5,171.81	4,828.19
TK Summer SSC Admin		10,000.00				
TOTAL:		10,000.00	5,171.81		5,171.81	4,828.19
TOTAL: 1xxx		30,000.00	13,606.81		13,606.81	16,393.19
2100 INSTRUCTIONAL AIDE SALARIES						
01-6547-0-2100-5760-1120-003-00000	SE RSP	16,000.00	2,337.50		2,337.50	13,662.50
TK Summer SSC Classified		16,000.00				
TOTAL:		16,000.00	2,337.50		2,337.50	13,662.50
2170 INSTRUCTIONAL AIDE SUBSTITUTE						
01-6547-0-2170-5760-1120-003-00000	SE RSP	132.00	132.00		132.00	
DETAIL LINE		132.00				
TOTAL:		132.00	132.00		132.00	
2200 CLASSIFIED SUPPORT SALARIES						
01-6547-0-2200-5760-3700-003-00000	FOODSER	3,000.00				3,000.00
TK Summer SSC FoodServ		3,000.00				
TOTAL:		3,000.00				3,000.00
TOTAL: 2xxx		19,132.00	2,469.50		2,469.50	16,662.50
3101 STRS CERTIFICATED						
01-6547-0-3101-5760-1120-003-00000	SE RSP	3,820.00	1,611.09		1,611.09	2,208.91
*TK Summer SSC Cer		3,820.00				
01-6547-0-3101-5760-2700-003-00000	SCH ADM	1,910.00	987.82		987.82	922.18
*TK Summer SSC Adm		1,910.00				
TOTAL:		5,730.00	2,598.91		2,598.91	3,131.09
3202 PERS CLASSIFIED						
01-6547-0-3202-5760-1120-003-00000	SE RSP	4,324.99	626.68		626.68	3,698.31
*		35.39				
*TK Summer SSC Cla		4,289.60				
01-6547-0-3202-5760-3700-003-00000	FOODSER	804.30				804.30
*TK Summer SSC Foo		804.30				
TOTAL:		5,129.29	626.68		626.68	4,502.61
3302 SOCIAL SECURITY CLASSIFIED						
01-6547-0-3302-5760-1120-003-00000	SE RSP	1,000.18	153.11		153.11	847.07
*		8.18				
*TK Summer SSC Cla		992.00				
01-6547-0-3302-5760-3700-003-00000	FOODSER	186.00				186.00
*TK Summer SSC Foo		186.00				

FUND :01 GENERAL FUND RESOURCE:6547 SPC ED EARLY INTERVENT PRESCHO

	FUNCTION	2025-2026 3RD INTER BUDGET	2025-2026 YTD ACTUAL	2025-2026 YTD ENCUMBER	CALC: 2+3 2025-2026 TOTAL	CALC: 1-4 2025-2026 REMAINING BUDGET
TOTAL:		1,186.18	153.11		153.11	1,033.07
3311 MEDICARE - CERTIFICATED						
01-6547-0-3311-5760-1120-003-00000	SE RSP	290.00	122.30		122.30	167.70
*TK Summer SSC Cer		290.00				
01-6547-0-3311-5760-2700-003-00000	SCH ADM	145.00	74.99		74.99	70.01
*TK Summer SSC Adm		145.00				
TOTAL:		435.00	197.29		197.29	237.71
3312 MEDICARE - CLASSIFIED						
01-6547-0-3312-5760-1120-003-00000	SE RSP	233.91	35.80		35.80	198.11
*		1.91				
*TK Summer SSC Cla		232.00				
01-6547-0-3312-5760-3700-003-00000	FOODSER	43.50				43.50
*TK Summer SSC Foo		43.50				
TOTAL:		277.41	35.80		35.80	241.61
3501 UNEMPLOYMENT - CERTIFICATED						
01-6547-0-3501-5760-1120-003-00000	SE RSP	10.00	4.22		4.22	5.78
*TK Summer SSC Cer		10.00				
01-6547-0-3501-5760-2700-003-00000	SCH ADM	5.00	2.59		2.59	2.41
*TK Summer SSC Adm		5.00				
TOTAL:		15.00	6.81		6.81	8.19
3502 UNEMPLOYMENT - CLASSIFIED						
01-6547-0-3502-5760-1120-003-00000	SE RSP	8.07	1.24		1.24	6.83
*		0.07				
*TK Summer SSC Cla		8.00				
01-6547-0-3502-5760-3700-003-00000	FOODSER	1.50				1.50
*TK Summer SSC Foo		1.50				
TOTAL:		9.57	1.24		1.24	8.33
3601 WORKERS COMP - CERTIFICATED						
01-6547-0-3601-5760-1120-003-00000	SE RSP	407.28	174.01		174.01	233.27
*TK Summer SSC Cer		407.28				
01-6547-0-3601-5760-2700-003-00000	SCH ADM	203.64	106.69		106.69	96.95
*TK Summer SSC Adm		203.64				
TOTAL:		610.92	280.70		280.70	330.22
3602 WORKERS COMP - CLASSIFIED						
01-6547-0-3602-5760-1120-003-00000	SE RSP	328.51	50.95		50.95	277.56
*		2.69				
*TK Summer SSC Cla		325.82				
01-6547-0-3602-5760-3700-003-00000	FOODSER	61.09				61.09
*TK Summer SSC Foo		61.09				
TOTAL:		389.60	50.95		50.95	338.65
TOTAL: 3xxx		13,782.97	3,951.49		3,951.49	9,831.48
5800 PROFES'L/CONSULTG SVCS/OP EXP						

FUND :01 GENERAL FUND
RESOURCE:6547 SPC ED EARLY INTERVENT PRESCHO

	FUNCTION	2025-2026 3RD INTER BUDGET	2025-2026 YTD ACTUAL	2025-2026 YTD ENCUMBER	CALC: 2+3 2025-2026 TOTAL	CALC: 1-4 2025-2026 REMAINING BUDGET
01-6547-0-5800-5760-1120-003-00000	SE RSP	16,770.00	16,770.00		16,770.00	
DETAIL LINE		16,770.00				
TOTAL:		16,770.00	16,770.00		16,770.00	
TOTAL: 5xxx		16,770.00	16,770.00		16,770.00	
*SUB-TOTAL:1000-5999		79,684.97	36,797.80		36,797.80	42,887.17

FUND :01 GENERAL FUND RESOURCE:6770 ART & MUSIC IN SCHOOLS

	FUNCTION	2025-2026 3RD INTER BUDGET	2025-2026 YTD ACTUAL	2025-2026 YTD ENCUMBER	CALC: 2+3 2025-2026 TOTAL	CALC: 1-4 2025-2026 REMAINING BUDGET
8590 ALL OTHER STATE REVENUES						
01-6770-0-8590-0000-0000-002-00000	REV/BAL	74,253.00				74,253.00
DETAIL LINE		74,253.00				
01-6770-0-8590-0000-0000-003-00000	REV/BAL	13,953.00				13,953.00
DETAIL LINE		13,953.00				
01-6770-0-8590-0000-0000-004-00000	REV/BAL	72,396.00				72,396.00
DETAIL LINE		72,396.00				
TOTAL:		160,602.00				160,602.00
TOTAL: 8xxx		160,602.00				160,602.00
1100 CERTIFICATED TEACHERS SALARIES						
01-6770-0-1100-1150-1000-002-00000	INSTR	52,900.00	39,677.49	13,225.83	52,903.32	3.32-
Gliatto, Scott		52,900.00				
01-6770-0-1100-1150-1000-004-00000	INSTR	61,449.00	46,086.76	15,362.25	61,449.01	0.01-
McKee, Aiden		61,449.00				
TOTAL:		114,349.00	85,764.25	28,588.08	114,352.33	3.33-
TOTAL: 1xxx		114,349.00	85,764.25	28,588.08	114,352.33	3.33-
3101 STRS CERTIFICATED						
01-6770-0-3101-1150-1000-002-00000	INSTR	10,103.90	8,267.31	1,837.19	10,104.50	0.60-
*Gliatto, Scott		10,103.90				
01-6770-0-3101-1150-1000-004-00000	INSTR	11,736.76	8,628.31	2,133.95	10,762.26	974.50
*McKee, Aiden		11,736.76				
TOTAL:		21,840.66	16,895.62	3,971.14	20,866.76	973.90
3311 MEDICARE - CERTIFICATED						
01-6770-0-3311-1150-1000-002-00000	INSTR	767.05	509.82	191.77	701.59	65.46
*Gliatto, Scott		767.05				
01-6770-0-3311-1150-1000-004-00000	INSTR	891.01	668.25	222.75	891.00	0.01
*McKee, Aiden		891.01				
TOTAL:		1,658.06	1,178.07	414.52	1,592.59	65.47
3401 HEALTH & WELFARE CERTIFICATED						
01-6770-0-3401-1150-1000-002-00000	INSTR	9,400.86	9,695.84	1,958.98	11,654.82	2,253.96-
Gliatto, Scott,H&W		9,400.86				
01-6770-0-3401-1150-1000-004-00000	INSTR	13,200.00	11,055.50	2,211.10	13,266.60	66.60-
McKee, Aiden,H&W		13,200.00				
TOTAL:		22,600.86	20,751.34	4,170.08	24,921.42	2,320.56-
3501 UNEMPLOYMENT - CERTIFICATED						
01-6770-0-3501-1150-1000-002-00000	INSTR	26.45	17.59	5.85	23.44	3.01
*Gliatto, Scott		26.45				
01-6770-0-3501-1150-1000-004-00000	INSTR	30.72	23.04	7.68	30.72	
*McKee, Aiden		30.72				
TOTAL:		57.17	40.63	13.53	54.16	3.01
3601 WORKERS COMP - CERTIFICATED						
01-6770-0-3601-1150-1000-002-00000	INSTR	1,077.26	725.34	262.34	987.68	89.58

FUND :01 GENERAL FUND RESOURCE:6770 ART & MUSIC IN SCHOOLS

	FUNCTION	2025-2026 3RD INTER BUDGET	2025-2026 YTD ACTUAL	2025-2026 YTD ENCUMBER	CALC: 2+3 2025-2026 TOTAL	CALC: 1-4 2025-2026 REMAINING BUDGET
*Gliatto, Scott		1,077.26				
01-6770-0-3601-1150-1000-004-00000	INSTR	1,251.35	950.76	316.92	1,267.68	16.33-
*McKee, Aiden		1,251.35				
TOTAL:		2,328.61	1,676.10	579.26	2,255.36	73.25
TOTAL: 3xxx		48,485.36	40,541.76	9,148.53	49,690.29	1,204.93-
4300 SUPPLIES						
01-6770-0-4300-1150-1000-004-08086	INSTR	500.00				500.00
DETAIL LINE		500.00				
TOTAL:		500.00				500.00
TOTAL: 4xxx		500.00				500.00
5800 PROFES'L/CONSULTG SVCS/OP EXP						
01-6770-0-5800-1150-1000-003-00000	INSTR	16,200.00	8,100.00		8,100.00	8,100.00
SCOE Art for GSS		16,200.00				
TOTAL:		16,200.00	8,100.00		8,100.00	8,100.00
TOTAL: 5xxx		16,200.00	8,100.00		8,100.00	8,100.00
*SUB-TOTAL:1000-5999		179,534.36	134,406.01	37,736.61	172,142.62	7,391.74
7310 TRANSFERS OF INDIRECT COSTS						
01-6770-0-7310-0000-7210-000-00000	COST TR	2,258.60				2,258.60
1% INDIRECT COST RATE		2,258.60				
TOTAL:		2,258.60				2,258.60
TOTAL: 7xxx		2,258.60				2,258.60
*SUB-TOTAL:1000-7999		181,792.96	134,406.01	37,736.61	172,142.62	9,650.34

FUND :01 GENERAL FUND
RESOURCE:7032 CHILD NUTRI-KITCHEN INFRSTR-TR

	FUNCTION	2025-2026 3RD INTER BUDGET	2025-2026 YTD ACTUAL	2025-2026 YTD ENCUMBER	CALC: 2+3 2025-2026 TOTAL	CALC: 1-4 2025-2026 REMAINING BUDGET
4300 SUPPLIES						
01-7032-0-4300-0000-3700-000-00000	FOODSER	90.21	90.21		90.21	
1st Interim Adj		90.21				
01-7032-0-4300-0000-3700-004-00000	FOODSER	545.91	545.91		545.91	
1st Interim Adj		545.91				
TOTAL:		636.12	636.12		636.12	
4400 NON-CAPITALIZED EQUIP.						
01-7032-0-4400-0000-3700-004-00000	FOODSER	5,055.05	5,055.05		5,055.05	
1st Interim Adj		5,055.05				
TOTAL:		5,055.05	5,055.05		5,055.05	
TOTAL: 4xxx		5,691.17	5,691.17		5,691.17	
5200 TRAVEL & CONFERENCE						
01-7032-0-5200-0000-3700-000-00000	FOODSER	376.76	376.76		376.76	
DETAIL LINE		376.76				
TOTAL:		376.76	376.76		376.76	
5600 RENTALS, LEASES & REPAIRS,N.C.						
01-7032-0-5600-0000-8110-000-00000	MAINT	435.10	435.10		435.10	
DETAIL LINE		435.10				
01-7032-0-5600-0000-8110-004-00000	MAINT	5,303.34	5,303.34		5,303.34	
1st Interim Adj		5,303.34				
TOTAL:		5,738.44	5,738.44		5,738.44	
5710 TRANSFERS OF DIRECT COSTS						
01-7032-0-5710-0000-3700-000-00000	FOODSER	5,687.65-				5,687.65-
Move to 0000		5,687.65-				
TOTAL:		5,687.65-				5,687.65-
TOTAL: 5xxx		427.55	6,115.20		6,115.20	5,687.65-
*SUB-TOTAL:1000-5999		6,118.72	11,806.37		11,806.37	5,687.65-
6400 EQUIPMENT						
01-7032-0-6400-0000-3700-000-00000	FOODSER	46,019.91	46,019.91		46,019.91	
CHILLER/FREEZER		46,019.91				
01-7032-0-6400-0000-8500-000-00000	FAC ACQ	77,509.60	77,509.60		77,509.60	
Food Service Van		77,509.60				
TOTAL:		123,529.51	123,529.51		123,529.51	
6500 EQUIPMENT REPLACEMENT						
01-7032-0-6500-0000-8500-004-00000	FAC ACQ	43,423.07	43,423.07		43,423.07	
CURTIS RESTAURANT EQUIPT		32,921.37				
DETAIL LINE		10,501.70				
TOTAL:		43,423.07	43,423.07		43,423.07	
TOTAL: 6xxx		166,952.58	166,952.58		166,952.58	
*SUB-TOTAL:1000-6999		173,071.30	178,758.95		178,758.95	5,687.65-

FUND :01 GENERAL FUND RESOURCE:7085 CA LEARNING FOR SCHOOL SUCCESS

	FUNCTION	2025-2026 3RD INTER BUDGET	2025-2026 YTD ACTUAL	2025-2026 YTD ENCUMBER	CALC: 2+3 2025-2026 TOTAL	CALC: 1-4 2025-2026 REMAINING BUDGET
8590 ALL OTHER STATE REVENUES						
01-7085-0-8590-0000-0000-000-00000	REV/BAL	13,335.00	13,335.00		13,335.00	
DETAIL LINE		13,335.00				
TOTAL:		13,335.00	13,335.00		13,335.00	
TOTAL: 8xxx		13,335.00	13,335.00		13,335.00	
3401 HEALTH & WELFARE CERTIFICATED						
01-7085-0-3401-1150-1000-002-20002	INSTR		206.74		206.74	206.74-
TOTAL:			206.74		206.74	206.74-
3402 HEALTH & WELFARE CLASSIFIED						
01-7085-0-3402-1150-1000-004-20002	INSTR		366.30		366.30	366.30-
TOTAL:			366.30		366.30	366.30-
TOTAL: 3xxx			573.04		573.04	573.04-
*SUB-TOTAL:1000-5999			573.04		573.04	573.04-

FUND :01 GENERAL FUND RESOURCE:7210 AMERICAN INDIAN ECE

	FUNCTION	2025-2026 3RD INTER BUDGET	2025-2026 YTD ACTUAL	2025-2026 YTD ENCUMBER	CALC: 2+3 2025-2026 TOTAL	CALC: 1-4 2025-2026 REMAINING BUDGET
8590 ALL OTHER STATE REVENUES						
01-7210-0-8590-0000-0000-000-00000	REV/BAL	65,454.54	59,866.67		59,866.67	5,587.87
DETAIL LINE		65,454.54				
TOTAL:		65,454.54	59,866.67		59,866.67	5,587.87
TOTAL: 8xxx		65,454.54	59,866.67		59,866.67	5,587.87
2100 INSTRUCTIONAL AIDE SALARIES						
01-7210-0-2100-1150-1000-000-00000	INSTR	30,598.55	24,095.52	5,354.56	29,450.08	1,148.47
Bickford, Deborah		30,598.55				
TOTAL:		30,598.55	24,095.52	5,354.56	29,450.08	1,148.47
TOTAL: 2xxx		30,598.55	24,095.52	5,354.56	29,450.08	1,148.47
3202 PERS CLASSIFIED						
01-7210-0-3202-1150-1000-000-00000	INSTR	8,203.47	6,460.02	1,435.56	7,895.58	307.89
*Bickford, Deborah		8,203.47				
TOTAL:		8,203.47	6,460.02	1,435.56	7,895.58	307.89
3302 SOCIAL SECURITY CLASSIFIED						
01-7210-0-3302-1150-1000-000-00000	INSTR	1,897.11	1,493.91	331.98	1,825.89	71.22
*Bickford, Deborah		1,897.11				
TOTAL:		1,897.11	1,493.91	331.98	1,825.89	71.22
3312 MEDICARE - CLASSIFIED						
01-7210-0-3312-1150-1000-000-00000	INSTR	443.68	349.38	77.64	427.02	16.66
*Bickford, Deborah		443.68				
TOTAL:		443.68	349.38	77.64	427.02	16.66
3401 HEALTH & WELFARE CERTIFICATED						
01-7210-0-3401-1150-1000-002-10004	INSTR		847.18		847.18	847.18-
TOTAL:			847.18		847.18	847.18-
3402 HEALTH & WELFARE CLASSIFIED						
01-7210-0-3402-1150-1000-000-00000	INSTR	6,566.70	4,419.46	1,105.55	5,525.01	1,041.69
Bickford, Deborah,H&W		6,566.70				
TOTAL:		6,566.70	4,419.46	1,105.55	5,525.01	1,041.69
3502 UNEMPLOYMENT - CLASSIFIED						
01-7210-0-3502-1150-1000-000-00000	INSTR	15.30	12.06	2.68	14.74	0.56
*Bickford, Deborah		15.30				
TOTAL:		15.30	12.06	2.68	14.74	0.56
3602 WORKERS COMP - CLASSIFIED						
01-7210-0-3602-1150-1000-000-00000	INSTR	623.11	497.07	110.46	607.53	15.58
*Bickford, Deborah		623.11				
TOTAL:		623.11	497.07	110.46	607.53	15.58
TOTAL: 3xxx		17,749.37	14,079.08	3,063.87	17,142.95	606.42
4300 SUPPLIES						

FUND :01 GENERAL FUND RESOURCE:7210 AMERICAN INDIAN ECE

	FUNCTION	2025-2026 3RD INTER BUDGET	2025-2026 YTD ACTUAL	2025-2026 YTD ENCUMBER	CALC: 2+3 2025-2026 TOTAL	CALC: 1-4 2025-2026 REMAINING BUDGET
01-7210-0-4300-1150-1000-000-00000	INSTR	7,586.87				7,586.87
DETAIL LINE		7,586.87				
TOTAL:		7,586.87				7,586.87
4400 NON-CAPITALIZED EQUIP.						
01-7210-0-4400-0000-2700-000-00000	SCH ADM	1,826.22		1,826.22	1,826.22	
Bench		1,826.22				
TOTAL:		1,826.22		1,826.22	1,826.22	
TOTAL: 4xxx		9,413.09		1,826.22	1,826.22	7,586.87
5800 PROFES'L/CONSULTG SVCS/OP EXP						
01-7210-0-5800-1150-1000-000-00000	INSTR	74.62	74.62		74.62	
ACROBAT PRO TEAMS		74.62				
TOTAL:		74.62	74.62		74.62	
TOTAL: 5xxx		74.62	74.62		74.62	
*SUB-TOTAL:1000-5999		57,835.63	38,249.22	10,244.65	48,493.87	9,341.76
7310 TRANSFERS OF INDIRECT COSTS						
01-7210-0-7310-0000-7210-000-00000	COST TR	7,618.91				7,618.91
11.64% INDIRECT COST RATE		7,618.91				
TOTAL:		7,618.91				7,618.91
TOTAL: 7xxx		7,618.91				7,618.91
*SUB-TOTAL:1000-7999		65,454.54	38,249.22	10,244.65	48,493.87	16,960.67

FUND :01 GENERAL FUND RESOURCE:7435 LEARN RECOV EMERGENCY GRANT

	FUNCTION	2025-2026 3RD INTER BUDGET	2025-2026 YTD ACTUAL	2025-2026 YTD ENCUMBER	CALC: 2+3 2025-2026 TOTAL	CALC: 1-4 2025-2026 REMAINING BUDGET
8590 ALL OTHER STATE REVENUES						
01-7435-0-8590-0000-0000-000-00000	REV/BAL	68,802.00	68,802.00		68,802.00	
New Allocation		68,802.00				
TOTAL:		68,802.00	68,802.00		68,802.00	
TOTAL: 8xxx		68,802.00	68,802.00		68,802.00	
5800 PROFES'L/CONSULTG SVCS/OP EXP						
01-7435-0-5800-1150-1000-000-10001	INSTR	84,439.20	6,900.00		6,900.00	77,539.20
I-READY		84,439.20				
01-7435-0-5800-1150-1000-002-10001	INSTR	39,072.00	39,072.00		39,072.00	
DETAIL LINE		39,072.00				
TOTAL:		123,511.20	45,972.00		45,972.00	77,539.20
TOTAL: 5xxx		123,511.20	45,972.00		45,972.00	77,539.20
*SUB-TOTAL:1000-5999		123,511.20	45,972.00		45,972.00	77,539.20

FUND :01 GENERAL FUND RESOURCE:7810 OTHER STATE

	FUNCTION	2025-2026 3RD INTER BUDGET	2025-2026 YTD ACTUAL	2025-2026 YTD ENCUMBER	CALC: 2+3 2025-2026 TOTAL	CALC: 1-4 2025-2026 REMAINING BUDGET
8590 ALL OTHER STATE REVENUES						
01-7810-0-8590-0000-0000-000-00000	REV/BAL	10,108.00	10,108.00		10,108.00	
Literacy Screenings Prof Dev		10,108.00				
TOTAL:		10,108.00	10,108.00		10,108.00	
TOTAL: 8xxx		10,108.00	10,108.00		10,108.00	

FUND :01 GENERAL FUND RESOURCE:8150 ONGOING & MAJOR MAINTENANCE

	FUNCTION	2025-2026 3RD INTER BUDGET	2025-2026 YTD ACTUAL	2025-2026 YTD ENCUMBER	CALC: 2+3 2025-2026 TOTAL	CALC: 1-4 2025-2026 REMAINING BUDGET
8699 ALL OTHER LOCAL REVENUES						
01-8150-0-8699-0000-0000-000-00000	REV/BAL	50,000.00				50,000.00
TRC		50,000.00				
TOTAL:		50,000.00				50,000.00
8980 CONTRIBUTIONS FR UNRESTR REV						
01-8150-0-8980-0000-0000-000-00000	REV/BAL	297,249.08				297,249.08
5.41% INDIRECT COST RATE		24,532.90				
DETAIL LINE		272,716.18				
TOTAL:		297,249.08				297,249.08
TOTAL: 8xxx		347,249.08				347,249.08
4300 SUPPLIES						
01-8150-0-4300-0000-8110-000-00000	MAINT	4,500.00				4,500.00
Misc Bldg Maint Supply		4,500.00				
01-8150-0-4300-0000-8110-002-00000	MAINT	4,500.00	1,355.59		1,355.59	3,144.41
Misc Bldg Maint Supply		4,500.00				
01-8150-0-4300-0000-8110-003-00000	MAINT	4,500.00	170.42		170.42	4,329.58
Misc Bldg Maint Supply		4,500.00				
01-8150-0-4300-0000-8110-004-00000	MAINT	4,500.00	280.15	154.81	434.96	4,065.04
Misc Bldg Maint Supply		4,500.00				
TOTAL:		18,000.00	1,806.16	154.81	1,960.97	16,039.03
TOTAL: 4xxx		18,000.00	1,806.16	154.81	1,960.97	16,039.03
5600 RENTALS, LEASES & REPAIRS,N.C.						
01-8150-0-5600-0000-8110-000-00000	MAINT	47,522.00	4,306.92	10,948.08	15,255.00	32,267.00
CR COMBUSTION		10,000.00				
MISC REPAIRS		12,522.00				
MOUNTAIN AIR HEATING		20,000.00				
RAY MAC MECHANICAL		5,000.00				
01-8150-0-5600-0000-8110-002-00000	MAINT	950.00	9,647.16		9,647.16	8,697.16-
MISC		950.00				
01-8150-0-5600-0000-8110-003-00000	MAINT	5,000.00				5,000.00
DETAIL LINE		5,000.00				
01-8150-0-5600-0000-8110-004-00000	MAINT	1,244.18	8,162.36		8,162.36	6,918.18-
DETAIL LINE		1,244.18				
TOTAL:		54,716.18	22,116.44	10,948.08	33,064.52	21,651.66
TOTAL: 5xxx		54,716.18	22,116.44	10,948.08	33,064.52	21,651.66
*SUB-TOTAL:1000-5999		72,716.18	23,922.60	11,102.89	35,025.49	37,690.69
7310 TRANSFERS OF INDIRECT COSTS						
01-8150-0-7310-0000-7210-000-00000	COST TR	24,532.90				24,532.90
5.41% INDIRECT COST RATE		24,532.90				
TOTAL:		24,532.90				24,532.90
7619 OTHER AUTH INTERFUND TF OUT						

FUND :01 GENERAL FUND RESOURCE:8150 ONGOING & MAJOR MAINTENANCE

	FUNCTION	2025-2026 3RD INTER BUDGET	2025-2026 YTD ACTUAL	2025-2026 YTD ENCUMBER	CALC: 2+3 2025-2026 TOTAL	CALC: 1-4 2025-2026 REMAINING BUDGET
01-8150-0-7619-0000-9300-000-00000	INTFD T	250,000.00	20,000.00		20,000.00	230,000.00
TRANS OUT DEF MAINT		250,000.00				
TOTAL:		250,000.00	20,000.00		20,000.00	230,000.00
TOTAL: 7xxx		274,532.90	20,000.00		20,000.00	254,532.90
*SUB-TOTAL:1000-7999		347,249.08	43,922.60	11,102.89	55,025.49	292,223.59

FUND :01 GENERAL FUND RESOURCE:9143 CALI READS NAPA SCOE

	FUNCTION	2025-2026 3RD INTER BUDGET	2025-2026 YTD ACTUAL	2025-2026 YTD ENCUMBER	CALC: 2+3 2025-2026 TOTAL	CALC: 1-4 2025-2026 REMAINING BUDGET
8699 ALL OTHER LOCAL REVENUES						
01-9143-0-8699-0000-0000-000-00000	REV/BAL	10,571.00				10,571.00
1ST INTERIM		10,571.00				
TOTAL:		10,571.00				10,571.00
8980 CONTRIBUTIONS FR UNRESTR REV						
01-9143-0-8980-0000-0000-000-00000	REV/BAL	8.73				8.73
FROM 0000		8.73				
TOTAL:		8.73				8.73
TOTAL: 8xxx		10,579.73				10,579.73
1100 CERTIFICATED TEACHERS SALARIES						
01-9143-0-1100-1150-1000-004-00000	INSTR	4,400.00				4,400.00
Cali Reads Napa COE		4,400.00				
TOTAL:		4,400.00				4,400.00
1300 CERTIFICATED SUPERV & ADM SAL						
01-9143-0-1300-0000-7200-000-00000	GEN ADM	2,000.00				2,000.00
Cali Reads Napa COE		2,000.00				
TOTAL:		2,000.00				2,000.00
TOTAL: 1xxx		6,400.00				6,400.00
2400 CLERICAL/TECHNICAL/OFFICE SAL						
01-9143-0-2400-0000-7200-000-00000	GEN ADM	2,000.00				2,000.00
Cali Reads Napa COE		2,000.00				
TOTAL:		2,000.00				2,000.00
TOTAL: 2xxx		2,000.00				2,000.00
3101 STRS CERTIFICATED						
01-9143-0-3101-0000-7200-000-00000	GEN ADM	382.00				382.00
*Cali Reads Napa C		382.00				
01-9143-0-3101-1150-1000-004-00000	INSTR	840.40				840.40
*Cali Reads Napa C		840.40				
TOTAL:		1,222.40				1,222.40
3202 PERS CLASSIFIED						
01-9143-0-3202-0000-7200-000-00000	GEN ADM	536.20				536.20
*Cali Reads Napa C		536.20				
TOTAL:		536.20				536.20
3302 SOCIAL SECURITY CLASSIFIED						
01-9143-0-3302-0000-7200-000-00000	GEN ADM	124.00				124.00
*Cali Reads Napa C		124.00				
TOTAL:		124.00				124.00
3311 MEDICARE - CERTIFICATED						
01-9143-0-3311-0000-7200-000-00000	GEN ADM	29.00				29.00

FUND :01 GENERAL FUND RESOURCE:9143 CALI READS NAPA SCOE

	FUNCTION	2025-2026 3RD INTER BUDGET	2025-2026 YTD ACTUAL	2025-2026 YTD ENCUMBER	CALC: 2+3 2025-2026 TOTAL	CALC: 1-4 2025-2026 REMAINING BUDGET
*Cali Reads Napa C		29.00				
01-9143-0-3311-1150-1000-004-00000	INSTR	63.80				63.80
*Cali Reads Napa C		63.80				
TOTAL:		92.80				92.80
3312 MEDICARE - CLASSIFIED						
01-9143-0-3312-0000-7200-000-00000	GEN ADM	29.00				29.00
*Cali Reads Napa C		29.00				
TOTAL:		29.00				29.00
3501 UNEMPLOYMENT - CERTIFICATED						
01-9143-0-3501-0000-7200-000-00000	GEN ADM	1.00				1.00
*Cali Reads Napa C		1.00				
01-9143-0-3501-1150-1000-004-00000	INSTR	2.20				2.20
*Cali Reads Napa C		2.20				
TOTAL:		3.20				3.20
3502 UNEMPLOYMENT - CLASSIFIED						
01-9143-0-3502-0000-7200-000-00000	GEN ADM	1.00				1.00
*Cali Reads Napa C		1.00				
TOTAL:		1.00				1.00
3601 WORKERS COMP - CERTIFICATED						
01-9143-0-3601-0000-7200-000-00000	GEN ADM	40.73				40.73
*Cali Reads Napa C		40.73				
01-9143-0-3601-1150-1000-004-00000	INSTR	89.60				89.60
*Cali Reads Napa C		89.60				
TOTAL:		130.33				130.33
3602 WORKERS COMP - CLASSIFIED						
01-9143-0-3602-0000-7200-000-00000	GEN ADM	40.73				40.73
*Cali Reads Napa C		40.73				
TOTAL:		40.73				40.73
TOTAL: 3xxx		2,179.66				2,179.66
5899 UNAPPROPRIATED REVENUE						
01-9143-0-5899-1150-1000-000-00000	INSTR	0.07				0.07
DETAIL LINE		0.07				
TOTAL:		0.07				0.07
TOTAL: 5xxx		0.07				0.07
*SUB-TOTAL:1000-5999		10,579.73				10,579.73

FUND :01 GENERAL FUND RESOURCE:9710 CS EWIG BUTTE COE

	FUNCTION	2025-2026 3RD INTER BUDGET	2025-2026 YTD ACTUAL	2025-2026 YTD ENCUMBER	CALC: 2+3 2025-2026 TOTAL	CALC: 1-4 2025-2026 REMAINING BUDGET
8980 CONTRIBUTIONS FR UNRESTR REV						
01-9710-0-8980-0000-0000-000-00000	REV/BAL	5,987.03				5,987.03
FROM 0000		5,987.03				
TOTAL:		5,987.03				5,987.03
TOTAL: 8xxx		5,987.03				5,987.03
4400 NON-CAPITALIZED EQUIP.						
01-9710-0-4400-1150-1000-004-00000	INSTR	5,987.03	5,987.03		5,987.03	
DETAIL LINE		5,987.03				
TOTAL:		5,987.03	5,987.03		5,987.03	
TOTAL: 4xxx		5,987.03	5,987.03		5,987.03	
*SUB-TOTAL:1000-5999		5,987.03	5,987.03		5,987.03	

FUND :01 GENERAL FUND RESOURCE:9713 WELLNESS GRANT

	FUNCTION	2025-2026 3RD INTER BUDGET	2025-2026 YTD ACTUAL	2025-2026 YTD ENCUMBER	CALC: 2+3 2025-2026 TOTAL	CALC: 1-4 2025-2026 REMAINING BUDGET
8699 ALL OTHER LOCAL REVENUES						
01-9713-0-8699-0000-0000-000-00000	REV/BAL	93,559.23				93,559.23
DETAIL LINE		63,441.94				
WELLNESS COACH GRANT		30,117.29				
TOTAL:		93,559.23				93,559.23
TOTAL: 8xxx		93,559.23				93,559.23
2200 CLASSIFIED SUPPORT SALARIES						
01-9713-0-2200-0000-7200-000-00000	GEN ADM	58,900.00	51,569.95	14,724.99	66,294.94	7,394.94-
Gerdes, Natalie		58,900.00				
TOTAL:		58,900.00	51,569.95	14,724.99	66,294.94	7,394.94-
TOTAL: 2xxx		58,900.00	51,569.95	14,724.99	66,294.94	7,394.94-
3202 PERS CLASSIFIED						
01-9713-0-3202-0000-7200-000-00000	GEN ADM	15,791.09	14,902.55	2,871.10	17,773.65	1,982.56-
*Gerdes, Natalie		15,791.09				
TOTAL:		15,791.09	14,902.55	2,871.10	17,773.65	1,982.56-
3302 SOCIAL SECURITY CLASSIFIED						
01-9713-0-3302-0000-7200-000-00000	GEN ADM	3,651.80	3,197.36	912.95	4,110.31	458.51-
*Gerdes, Natalie		3,651.80				
TOTAL:		3,651.80	3,197.36	912.95	4,110.31	458.51-
3312 MEDICARE - CLASSIFIED						
01-9713-0-3312-0000-7200-000-00000	GEN ADM	854.05	747.75	213.51	961.26	107.21-
*Gerdes, Natalie		854.05				
TOTAL:		854.05	747.75	213.51	961.26	107.21-
3402 HEALTH & WELFARE CLASSIFIED						
01-9713-0-3402-0000-7200-000-00000	GEN ADM	13,133.40	8,297.65	2,211.10	10,508.75	2,624.65
Gerdes, Natalie,H&W		13,133.40				
01-9713-0-3402-0000-7200-000-20005	GEN ADM		1,105.55		1,105.55	1,105.55-
TOTAL:		13,133.40	9,403.20	2,211.10	11,614.30	1,519.10
3502 UNEMPLOYMENT - CLASSIFIED						
01-9713-0-3502-0000-7200-000-00000	GEN ADM	29.45	25.75	7.36	33.11	3.66-
*Gerdes, Natalie		29.45				
TOTAL:		29.45	25.75	7.36	33.11	3.66-
3602 WORKERS COMP - CLASSIFIED						
01-9713-0-3602-0000-7200-000-00000	GEN ADM	1,199.44	1,063.90	303.78	1,367.68	168.24-
*Gerdes, Natalie		1,199.44				
TOTAL:		1,199.44	1,063.90	303.78	1,367.68	168.24-
TOTAL: 3xxx		34,659.23	29,340.51	6,519.80	35,860.31	1,201.08-
*SUB-TOTAL:1000-7999		93,559.23	80,910.46	21,244.79	102,155.25	8,596.02-

FUND :01 GENERAL FUND RESOURCE:9713 WELLNESS GRANT

FUNCTION	2025-2026 3RD INTER BUDGET	2025-2026 YTD ACTUAL	2025-2026 YTD ENCUMBER	CALC: 2+3 2025-2026 TOTAL	CALC: 1-4 2025-2026 REMAINING BUDGET
**TOTAL:1000-5999	16,435,181.52	12,022,161.71	2,868,101.66	14,890,263.37	1,544,918.15
**TOTAL:1000-6999	16,752,134.10	12,193,114.29	2,891,101.66	15,084,215.95	1,667,918.15
**TOTAL:1000-7999	17,265,665.56	12,213,114.29	2,891,101.66	15,104,215.95	2,161,449.61
**TOTAL:8000-8999	17,068,888.69	9,456,548.95		9,456,548.95	7,612,339.74

FUND :13 CAFETERIA RESOURCE:5310 CHILD NUTRITION-SCHOOL PROGRAM

	FUNCTION	2025-2026 3RD INTER BUDGET	2025-2026 YTD ACTUAL	2025-2026 YTD ENCUMBER	CALC: 2+3 2025-2026 TOTAL	CALC: 1-4 2025-2026 REMAINING BUDGET
8220 CHILD NUTRITION PROGRAMS						
13-5310-0-8220-0000-0000-000-00000	REV/BAL	240,000.00	124,505.68		124,505.68	115,494.32
FED NUTRITION PRO		240,000.00				
TOTAL:		240,000.00	124,505.68		124,505.68	115,494.32
8520 CHILD NUTRITION						
13-5310-0-8520-0000-0000-000-00000	REV/BAL	675,000.00	268,018.12		268,018.12	406,981.88
STATE NUTRITION PRO		675,000.00				
TOTAL:		675,000.00	268,018.12		268,018.12	406,981.88
8660 INTEREST						
13-5310-0-8660-0000-0000-000-00000	REV/BAL	7,500.00	5,333.13		5,333.13	2,166.87
LOCAL REV/INTEREST		7,500.00				
TOTAL:		7,500.00	5,333.13		5,333.13	2,166.87
8699 ALL OTHER LOCAL REVENUES						
13-5310-0-8699-0000-0000-000-00000	REV/BAL	500.43				500.43
DETAIL LINE		500.43				
TOTAL:		500.43				500.43
TOTAL: 8xxx		923,000.43	397,856.93		397,856.93	525,143.50
2200 CLASSIFIED SUPPORT SALARIES						
13-5310-0-2200-0000-3700-002-00000	FOODSER	38,547.09	29,770.19	9,636.78	39,406.97	859.88-
Green, Sarah		38,547.09				
13-5310-0-2200-0000-3700-003-00000	FOODSER	20,466.89				20,466.89
Ebejer, Martha Markay		20,466.89				
13-5310-0-2200-0000-3700-004-00000	FOODSER	138,506.83	123,807.28	38,623.20	162,430.48	23,923.65-
Buelna, Rosa		42,349.54				
Chapman, Amy		4,212.52				
Munoz, Tawnie		37,409.53				
Sadowski, Jayson		20,536.66				
Sweezey, Kristy		33,998.58				
TOTAL:		197,520.81	153,577.47	48,259.98	201,837.45	4,316.64-
2300 CLASSIFIED SUPERV & ADMIN SAL						
13-5310-0-2300-0000-3700-000-00000	FOODSER	70,080.34	56,208.30	4,802.82	61,011.12	9,069.22
Head, Renee		70,080.34				
TOTAL:		70,080.34	56,208.30	4,802.82	61,011.12	9,069.22
TOTAL: 2xxx		267,601.15	209,785.77	53,062.80	262,848.57	4,752.58
3202 PERS CLASSIFIED						
13-5310-0-3202-0000-3700-000-00000	FOODSER	18,788.54	13,754.17	2,150.76	15,904.93	2,883.61
*Head, Renee		18,788.54				
13-5310-0-3202-0000-3700-002-00000	FOODSER	10,334.47	8,557.25	1,879.00	10,436.25	101.78-
*Green, Sarah		10,334.47				
13-5310-0-3202-0000-3700-003-00000	FOODSER	5,487.17				5,487.17
*Ebejer, Martha Ma		5,487.17				
13-5310-0-3202-0000-3700-004-00000	FOODSER	37,133.69	34,362.85	8,956.02	43,318.87	6,185.18-

FUND :13 CAFETERIA RESOURCE:5310 CHILD NUTRITION-SCHOOL PROGRAM

	FUNCTION	2025-2026 3RD INTER BUDGET	2025-2026 YTD ACTUAL	2025-2026 YTD ENCUMBER	CALC: 2+3 2025-2026 TOTAL	CALC: 1-4 2025-2026 REMAINING BUDGET
*Buelna, Rosa		11,353.92				
*Chapman, Amy		1,129.38				
*Munoz, Tawnie		10,029.49				
*Sadowski, Jayson		5,505.88				
*Sweezey, Kristy		9,115.02				
TOTAL:		71,743.87	56,674.27	12,985.78	69,660.05	2,083.82
3302 SOCIAL SECURITY CLASSIFIED						
13-5310-0-3302-0000-3700-000-00000	FOODSER	4,344.98	3,484.90	696.98	4,181.88	163.10
*Head, Renee		4,344.98				
13-5310-0-3302-0000-3700-002-00000	FOODSER	2,389.92	1,845.76	597.48	2,443.24	53.32-
*Green, Sarah		2,389.92				
13-5310-0-3302-0000-3700-003-00000	FOODSER	1,268.95				1,268.95
*Ebejer, Martha Ma		1,268.95				
13-5310-0-3302-0000-3700-004-00000	FOODSER	8,587.44	7,623.28	2,394.64	10,017.92	1,430.48-
*Buelna, Rosa		2,625.68				
*Chapman, Amy		261.18				
*Munoz, Tawnie		2,319.39				
*Sadowski, Jayson		1,273.28				
*Sweezey, Kristy		2,107.91				
TOTAL:		16,591.29	12,953.94	3,689.10	16,643.04	51.75-
3312 MEDICARE - CLASSIFIED						
13-5310-0-3312-0000-3700-000-00000	FOODSER	1,016.16	815.00	163.00	978.00	38.16
*Head, Renee		1,016.16				
13-5310-0-3312-0000-3700-002-00000	FOODSER	558.93	431.69	139.73	571.42	12.49-
*Green, Sarah		558.93				
13-5310-0-3312-0000-3700-003-00000	FOODSER	296.77				296.77
*Ebejer, Martha Ma		296.77				
13-5310-0-3312-0000-3700-004-00000	FOODSER	2,008.35	1,782.85	560.04	2,342.89	334.54-
*Buelna, Rosa		614.07				
*Chapman, Amy		61.08				
*Munoz, Tawnie		542.44				
*Sadowski, Jayson		297.78				
*Sweezey, Kristy		492.98				
TOTAL:		3,880.21	3,029.54	862.77	3,892.31	12.10-
3402 HEALTH & WELFARE CLASSIFIED						
13-5310-0-3402-0000-3700-000-00000	FOODSER	13,133.40	8,266.58	1,588.70	9,855.28	3,278.12
Head, Renee,H&W		13,133.40				
13-5310-0-3402-0000-3700-004-00000	FOODSER	36,116.85	23,729.39	5,005.66	28,735.05	7,381.80
Buelna, Rosa,H&W		13,133.40				
Chapman, Amy,H&W		1,094.45				
Sadowski, Jayson,H&W		10,944.50				
Sweezey, Kristy,H&W		10,944.50				
TOTAL:		49,250.25	31,995.97	6,594.36	38,590.33	10,659.92
3502 UNEMPLOYMENT - CLASSIFIED						
13-5310-0-3502-0000-3700-000-00000	FOODSER	35.04	28.10	2.40	30.50	4.54
*Head, Renee		35.04				

FUND :13 CAFETERIA RESOURCE:5310 CHILD NUTRITION-SCHOOL PROGRAM

	FUNCTION	2025-2026 3RD INTER BUDGET	2025-2026 YTD ACTUAL	2025-2026 YTD ENCUMBER	CALC: 2+3 2025-2026 TOTAL	CALC: 1-4 2025-2026 REMAINING BUDGET
13-5310-0-3502-0000-3700-002-00000	FOODSER	19.27	14.94	4.82	19.76	0.49-
*Green, Sarah		19.27				
13-5310-0-3502-0000-3700-003-00000	FOODSER	10.23				10.23
*Ebejer, Martha Ma		10.23				
13-5310-0-3502-0000-3700-004-00000	FOODSER	69.25	61.51	19.25	80.76	11.51-
*Buelna, Rosa		21.18				
*Chapman, Amy		2.11				
*Munoz, Tawnie		18.70				
*Sadowski, Jayson		10.27				
*Sweezey, Kristy		16.99				
TOTAL:		133.79	104.55	26.47	131.02	2.77
3602 WORKERS COMP - CLASSIFIED						
13-5310-0-3602-0000-3700-000-00000	FOODSER	1,427.12	1,159.60	99.08	1,258.68	168.44
*Head, Renee		1,427.12				
13-5310-0-3602-0000-3700-002-00000	FOODSER	784.97	614.16	198.81	812.97	28.00-
*Green, Sarah		784.97				
13-5310-0-3602-0000-3700-003-00000	FOODSER	416.79				416.79
*Ebejer, Martha Ma		416.79				
13-5310-0-3602-0000-3700-004-00000	FOODSER	2,820.55	2,536.55	795.92	3,332.47	511.92-
*Buelna, Rosa		862.41				
*Chapman, Amy		85.78				
*Munoz, Tawnie		761.81				
*Sadowski, Jayson		418.20				
*Sweezey, Kristy		692.35				
TOTAL:		5,449.43	4,310.31	1,093.81	5,404.12	45.31
3702 OPEB, ALLOCATED, CLASSIFIED						
13-5310-0-3702-0000-3700-000-00000	FOODSER	1,604.81				1,604.81
DETAIL LINE		1,604.81				
13-5310-0-3702-0000-3700-004-00000	FOODSER	1,604.81				1,604.81
DETAIL LINE		1,604.81				
TOTAL:		3,209.62				3,209.62
TOTAL: 3xxx		150,258.46	109,068.58	25,252.29	134,320.87	15,937.59
4300 SUPPLIES						
13-5310-0-4300-0000-3700-000-00000	FOODSER	46,400.00	31,592.76	12,116.36	43,709.12	2,690.88
Cafeteria Supplies		46,400.00				
13-5310-0-4300-0000-3700-004-00000	FOODSER	50.00				50.00
DETAIL LINE		50.00				
TOTAL:		46,450.00	31,592.76	12,116.36	43,709.12	2,740.88
4341 GAS, OIL LUBE, ETC						
13-5310-0-4341-0000-3700-000-00000	FOODSER	75.51	75.51		75.51	
DETAIL LINE		75.51				
TOTAL:		75.51	75.51		75.51	
4700 FOOD						
13-5310-0-4700-0000-3700-000-00000	FOODSER	552,400.00	414,136.69	122,409.67	536,546.36	15,853.64

FUND :13 CAFETERIA RESOURCE:5310 CHILD NUTRITION-SCHOOL PROGRAM

	FUNCTION	2025-2026 3RD INTER BUDGET	2025-2026 YTD ACTUAL	2025-2026 YTD ENCUMBER	CALC: 2+3 2025-2026 TOTAL	CALC: 1-4 2025-2026 REMAINING BUDGET
DETAIL LINE		552,400.00				
TOTAL:		552,400.00	414,136.69	122,409.67	536,546.36	15,853.64
TOTAL: 4xxx		598,925.51	445,804.96	134,526.03	580,330.99	18,594.52
5300 DUES & MEMBERSHIPS						
13-5310-0-5300-0000-3700-000-00000	FOODSER	350.00	350.00		350.00	
DETAIL LINE		350.00				
TOTAL:		350.00	350.00		350.00	
5500 OPERATION & HOUSEKEEPING SERV						
13-5310-0-5500-0000-8200-000-00000	OPER	10,000.00	7,614.28	2,385.72	10,000.00	
ALSCO		10,000.00				
TOTAL:		10,000.00	7,614.28	2,385.72	10,000.00	
5600 RENTALS, LEASES & REPAIRS,N.C.						
13-5310-0-5600-0000-3700-000-00000	FOODSER	1,146.00	1,146.00		1,146.00	
DETAIL LINE		1,146.00				
13-5310-0-5600-0000-8110-000-00000	MAINT	632.50				632.50
DETAIL LINE		632.50				
TOTAL:		1,778.50	1,146.00		1,146.00	632.50
5800 PROFES'L/CONSULTG SVCS/OP EXP						
13-5310-0-5800-0000-3700-000-00000	FOODSER	20,247.64	15,689.16	4,558.48	20,247.64	
DETAIL LINE		20,247.64				
TOTAL:		20,247.64	15,689.16	4,558.48	20,247.64	
TOTAL: 5xxx		32,376.14	24,799.44	6,944.20	31,743.64	632.50
*SUB-TOTAL:1000-7999		1,049,161.26	789,458.75	219,785.32	1,009,244.07	39,917.19
**TOTAL:1000-5999		1,049,161.26	789,458.75	219,785.32	1,009,244.07	39,917.19
**TOTAL:1000-6999		1,049,161.26	789,458.75	219,785.32	1,009,244.07	39,917.19
**TOTAL:1000-7999		1,049,161.26	789,458.75	219,785.32	1,009,244.07	39,917.19
**TOTAL:8000-8999		923,000.43	397,856.93		397,856.93	525,143.50

FUND :14 DEFERRED MAINTENANCE RESOURCE:0000 NO REPORTING REQUIREMENT

	FUNCTION	2025-2026 3RD INTER BUDGET	2025-2026 YTD ACTUAL	2025-2026 YTD ENCUMBER	CALC: 2+3 2025-2026 TOTAL	CALC: 1-4 2025-2026 REMAINING BUDGET
8660 INTEREST						
14-0000-0-8660-0000-0000-000-00000	REV/BAL	1,000.00	29.48		29.48	970.52
INTEREST		1,000.00				
TOTAL:		1,000.00	29.48		29.48	970.52
TOTAL: 8xxx		1,000.00	29.48		29.48	970.52
5600 RENTALS, LEASES & REPAIRS,N.C.						
14-0000-0-5600-0000-8110-004-00000	MAINT	24,762.10	24,762.10		24,762.10	
ASPHALT CRACK REPAIR		24,762.10				
TOTAL:		24,762.10	24,762.10		24,762.10	
TOTAL: 5xxx		24,762.10	24,762.10		24,762.10	
*SUB-TOTAL:1000-5999		24,762.10	24,762.10		24,762.10	

FUND :14 DEFERRED MAINTENANCE RESOURCE:8150 ONGOING & MAJOR MAINTENANCE

	FUNCTION	2025-2026 3RD INTER BUDGET	2025-2026 YTD ACTUAL	2025-2026 YTD ENCUMBER	CALC: 2+3 2025-2026 TOTAL	CALC: 1-4 2025-2026 REMAINING BUDGET
8919 OTHER AUTH INTERFUND TF IN						
14-8150-0-8919-0000-9300-000-00000	INTFD T	250,000.00	20,000.00		20,000.00	230,000.00
Trans In Def Maint		250,000.00				
TOTAL:		250,000.00	20,000.00		20,000.00	230,000.00
TOTAL: 8xxx		250,000.00	20,000.00		20,000.00	230,000.00
5600 RENTALS, LEASES & REPAIRS,N.C.						
14-8150-0-5600-0000-8110-003-00000	MAINT	950.00	950.00		950.00	
DETAIL LINE		950.00				
TOTAL:		950.00	950.00		950.00	
TOTAL: 5xxx		950.00	950.00		950.00	
*SUB-TOTAL:1000-7999		950.00	950.00		950.00	
**TOTAL:1000-5999		25,712.10	25,712.10		25,712.10	
**TOTAL:1000-6999		25,712.10	25,712.10		25,712.10	
**TOTAL:1000-7999		25,712.10	25,712.10		25,712.10	
**TOTAL:8000-8999		251,000.00	20,029.48		20,029.48	230,970.52

FUND :17 SP RES-OTHER THAN CAP OUTLAY RESOURCE:0000 NO REPORTING REQUIREMENT

	FUNCTION	2025-2026 3RD INTER BUDGET	2025-2026 YTD ACTUAL	2025-2026 YTD ENCUMBER	CALC: 2+3 2025-2026 TOTAL	CALC: 1-4 2025-2026 REMAINING BUDGET
8660 INTEREST						
17-0000-0-8660-0000-0000-000-00000	REV/BAL	1,733.18	1,667.00		1,667.00	66.18
INTEREST		1,733.18				
TOTAL:		1,733.18	1,667.00		1,667.00	66.18
TOTAL: 8xxx		1,733.18	1,667.00		1,667.00	66.18
*SUB-TOTAL:1000-7999						
**TOTAL:1000-5999						
**TOTAL:1000-6999						
**TOTAL:1000-7999						
**TOTAL:8000-8999		1,733.18	1,667.00		1,667.00	66.18

FUND :20 POSTEMPLOYMENT BENEFITS-SP.RE. RESOURCE:0000 NO REPORTING REQUIREMENT

	FUNCTION	2025-2026 3RD INTER BUDGET	2025-2026 YTD ACTUAL	2025-2026 YTD ENCUMBER	CALC: 2+3 2025-2026 TOTAL	CALC: 1-4 2025-2026 REMAINING BUDGET
8660 INTEREST						
20-0000-0-8660-0000-0000-000-00000	REV/BAL	2,501.83	2,406.31		2,406.31	95.52
INTEREST		2,501.83				
TOTAL:		2,501.83	2,406.31		2,406.31	95.52
TOTAL: 8xxx		2,501.83	2,406.31		2,406.31	95.52
*SUB-TOTAL:1000-7999						
**TOTAL:1000-5999						
**TOTAL:1000-6999						
**TOTAL:1000-7999						
**TOTAL:8000-8999		2,501.83	2,406.31		2,406.31	95.52

FUND :25 CAPITAL FACILITIES-DEV.FEES RESOURCE:0000 NO REPORTING REQUIREMENT

	FUNCTION	2025-2026 3RD INTER BUDGET	2025-2026 YTD ACTUAL	2025-2026 YTD ENCUMBER	CALC: 2+3 2025-2026 TOTAL	CALC: 1-4 2025-2026 REMAINING BUDGET
8660 INTEREST						
25-0000-0-8660-0000-0000-000-00000	REV/BAL	1,000.00				1,000.00
INTEREST		1,000.00				
TOTAL:		1,000.00				1,000.00
8681 MITIGATION/DEVELOPER FEES						
25-0000-0-8681-0000-0000-000-00000	REV/BAL		7,799.17		7,799.17	7,799.17-
TOTAL:			7,799.17		7,799.17	7,799.17-
TOTAL: 8xxx		1,000.00	7,799.17		7,799.17	6,799.17-
6200 BUILDINGS & IMPROVEMNTS OF BLD						
25-0000-0-6200-0000-8500-004-00000	FAC ACQ	40,750.00		40,750.00	40,750.00	
ROOF REPAIR		40,750.00				
TOTAL:		40,750.00		40,750.00	40,750.00	
TOTAL: 6xxx		40,750.00		40,750.00	40,750.00	
*SUB-TOTAL:1000-6999		40,750.00		40,750.00	40,750.00	

FUND :25 CAPITAL FACILITIES-DEV.FEES RESOURCE:9010 OTHER LOCAL

	FUNCTION	2025-2026 3RD INTER BUDGET	2025-2026 YTD ACTUAL	2025-2026 YTD ENCUMBER	CALC: 2+3 2025-2026 TOTAL	CALC: 1-4 2025-2026 REMAINING BUDGET
8681 MITIGATION/DEVELOPER FEES						
25-9010-0-8681-0000-0000-000-00000	REV/BAL	37,092.71	586.66		586.66	36,506.05
DETAIL LINE		37,092.71				
TOTAL:		37,092.71	586.66		586.66	36,506.05
TOTAL: 8xxx		37,092.71	586.66		586.66	36,506.05

FUND :25 CAPITAL FACILITIES-DEV.FEES RESOURCE:9875 MITIGATION/DEVELOPER FEE ACCTG

	FUNCTION	2025-2026 3RD INTER BUDGET	2025-2026 YTD ACTUAL	2025-2026 YTD ENCUMBER	CALC: 2+3 2025-2026 TOTAL	CALC: 1-4 2025-2026 REMAINING BUDGET
8660 INTEREST						
25-9875-0-8660-0000-0000-000-00000	REV/BAL	4,950.10	4,950.10		4,950.10	
DETAIL LINE		4,950.10				
TOTAL:		4,950.10	4,950.10		4,950.10	
TOTAL: 8xxx		4,950.10	4,950.10		4,950.10	
*SUB-TOTAL:1000-7999						
**TOTAL:1000-5999		40,750.00		40,750.00	40,750.00	
**TOTAL:1000-6999		40,750.00		40,750.00	40,750.00	
**TOTAL:1000-7999		43,042.81	13,335.93		13,335.93	29,706.88
**TOTAL:8000-8999						

FUND :30 STATE SCH BLDG LEASE PURCH RESOURCE:0000 NO REPORTING REQUIREMENT

	FUNCTION	2025-2026 3RD INTER BUDGET	2025-2026 YTD ACTUAL	2025-2026 YTD ENCUMBER	CALC: 2+3 2025-2026 TOTAL	CALC: 1-4 2025-2026 REMAINING BUDGET
8660 INTEREST						
30-0000-0-8660-0000-0000-000-00000	REV/BAL	20.95	20.14		20.14	0.81
INTEREST		20.95				
TOTAL:		20.95	20.14		20.14	0.81
TOTAL: 8xxx		20.95	20.14		20.14	0.81
*SUB-TOTAL:1000-7999						
**TOTAL:1000-5999						
**TOTAL:1000-6999						
**TOTAL:1000-7999						
**TOTAL:8000-8999		20.95	20.14		20.14	0.81

FUND :40 SPECIAL RESERVE - CAP OUTLAY RESOURCE:0000 NO REPORTING REQUIREMENT

	FUNCTION	2025-2026 3RD INTER BUDGET	2025-2026 YTD ACTUAL	2025-2026 YTD ENCUMBER	CALC: 2+3 2025-2026 TOTAL	CALC: 1-4 2025-2026 REMAINING BUDGET
8660 INTEREST						
40-0000-0-8660-0000-0000-000-00000	REV/BAL	62.01	59.63		59.63	2.38
INTEREST		62.01				
TOTAL:		62.01	59.63		59.63	2.38
TOTAL: 8xxx		62.01	59.63		59.63	2.38
*SUB-TOTAL:1000-7999						
**TOTAL:1000-5999						
**TOTAL:1000-6999						
**TOTAL:1000-7999						
**TOTAL:8000-8999		62.01	59.63		59.63	2.38

FUND :63 OTHER ENTERPRISE FUND RESOURCE:0000 NO REPORTING REQUIREMENT

	FUNCTION	2025-2026 3RD INTER BUDGET	2025-2026 YTD ACTUAL	2025-2026 YTD ENCUMBER	CALC: 2+3 2025-2026 TOTAL	CALC: 1-4 2025-2026 REMAINING BUDGET
8660 INTEREST						
63-0000-0-8660-0000-0000-000-00000	REV/BAL	161.95	155.76		155.76	6.19
DETAIL LINE		161.95				
TOTAL:		161.95	155.76		155.76	6.19
TOTAL: 8xxx		161.95	155.76		155.76	6.19
*SUB-TOTAL:1000-7999						
**TOTAL:1000-5999						
**TOTAL:1000-6999						
**TOTAL:1000-7999						
**TOTAL:8000-8999		161.95	155.76		155.76	6.19

FUND :71 RETIREE BENEFIT FUND RESOURCE:0000 NO REPORTING REQUIREMENT

	FUNCTION	2025-2026 3RD INTER BUDGET	2025-2026 YTD ACTUAL	2025-2026 YTD ENCUMBER	CALC: 2+3 2025-2026 TOTAL	CALC: 1-4 2025-2026 REMAINING BUDGET
8660 INTEREST						
71-0000-0-8660-0000-0000-000-00000	REV/BAL	24,000.00				24,000.00
INTEREST		24,000.00				
TOTAL:		24,000.00				24,000.00
TOTAL: 8xxx		24,000.00				24,000.00
*SUB-TOTAL:1000-7999						
**TOTAL:1000-5999						
**TOTAL:1000-6999						
**TOTAL:1000-7999						
**TOTAL:8000-8999		24,000.00				24,000.00