YREKA UNION SCHOOL DISTRICT

2nd Interim

2025-26

Prepared by: Emily Lipke, Chief Business Official

309 JACKSON STREET
YREKA, CA 96097
530-842-1168

CERTIFICATIONS
PAGE 1

ASSUMPTIONS, REVENUES, & GRAPHS
PAGE 3

GENERAL FUND MULTI-YEAR AND GENERAL FUND
PAGE 13

ALL OTHER FUNDS
PAGE 45

SUPPLEMENTALS
PAGE 86

CRITERIA & STANDARDS
PAGE 103

LCFF & NOTES
PAGE 135

DETAIL REPORTS
PAGE 149

NOTICE OF CRITERIA AND STANDARDS REVIEW. This interim report was based upon and reviewed using the state-adopted Criteria and Standards. (Pursuant to Education Code (EC) sections 33129 and 42130)

Signed: _____ Date: 3.10.26
District Superintendent or Designee

Printed Name: Jami Carver Title: Superintendent

NOTICE OF INTERIM REVIEW. All action shall be taken on this report during a regular or authorized special meeting of the governing board.

To the County Superintendent of Schools:

This interim report and certification of financial condition are hereby filed by the governing board of the school district. (Pursuant to EC Section 42131)

Meeting Date: March 10, 2026 Signed: Nicole S. Talley
President of the Governing Board

CERTIFICATION OF FINANCIAL CONDITION

_____ POSITIVE CERTIFICATION

As President of the Governing Board of this school district, I certify that based upon current projections this district will meet its financial obligations for the current fiscal year and subsequent two fiscal years.

X QUALIFIED CERTIFICATION

As President of the Governing Board of this school district, I certify that based upon current projections this district may not meet its financial obligations for the current fiscal year or two subsequent fiscal years.

_____ NEGATIVE CERTIFICATION

As President of the Governing Board of this school district, I certify that based upon current projections this district will be unable to meet its financial obligations for the remainder of the current fiscal year or for the subsequent fiscal year.

Contact person for additional information on the interim report:

Name: Emily Lipke Telephone: 530-842-1168

Title: CBO E-mail: elipke@yrekausd.net

Criteria and Standards Review Summary

The following summary is automatically completed based on data provided in the Criteria and Standards Review form (Form 01CSI). Criteria and standards that are "Not Met," and supplemental information and additional fiscal indicators that are "Yes," may indicate areas of potential concern, which could affect the interim report certification, and should be carefully reviewed.

CRITERIA AND STANDARDS			Met	Not Met
1	Average Daily Attendance	Projected funded ADA for any of the current or two subsequent fiscal years has not changed by more than two percent since first interim.	X	
2	Enrollment	Projected enrollment for any of the current or two subsequent fiscal years has not changed by more than two percent since first interim.		X
3	ADA to Enrollment	Projected second period (P-2) ADA to enrollment ratio for the current and two subsequent fiscal years is consistent with historical ratios.		X
4	Local Control Funding Formula (LCFF) Revenue	Projected LCFF revenue for any of the current or two subsequent fiscal years has not changed by more than two percent since first interim.	X	
5	Salaries and Benefits	Projected ratio of total unrestricted salaries and benefits to total unrestricted general fund expenditures has not changed by more than the standard for the current and two subsequent fiscal years.		X
6a	Other Revenues	Projected operating revenues (federal, other state, other local) for the current and two subsequent fiscal years have not changed by more than five percent since first interim.	X	
6b	Other Expenditures	Projected operating expenditures (books and supplies, services and other expenditures) for the current and two subsequent fiscal years have not changed by more than five percent since first interim.	X	
7	Ongoing and Major Maintenance Account	If applicable, changes occurring since first interim meet the required contribution to the ongoing and major maintenance account (i.e., restricted maintenance account).		X
8	Deficit Spending	Unrestricted deficit spending, if any, has not exceeded the standard in any of the current or two subsequent fiscal years.		X
9a	Fund Balance	Projected general fund balance will be positive at the end of the current and two subsequent fiscal years.	X	
9b	Cash Balance	Projected general fund cash balance will be positive at the end of the current fiscal year.	X	
10	Reserves	Available reserves (e.g., reserve for economic uncertainties, unassigned/unappropriated amounts) meet minimum requirements for the current and two subsequent fiscal years.		X

SUPPLEMENTAL INFORMATION			No	Yes
S1	Contingent Liabilities	Have any known or contingent liabilities (e.g., financial or program audits, litigation, state compliance reviews) occurred since first interim that may impact the budget?	X	
S2	Using One-time Revenues to Fund Ongoing Expenditures	Are there ongoing general fund expenditures funded with one-time revenues that have changed since first interim by more than five percent?	X	
S3	Temporary Interfund Borrowings	Are there projected temporary borrowings between funds?	X	
S4	Contingent Revenues	Are any projected revenues for any of the current or two subsequent fiscal years contingent on reauthorization by the local government, special legislation, or other definitive act (e.g., parcel taxes, forest reserves)?		X
S5	Contributions	Have contributions from unrestricted to restricted resources, or transfers to or from the general fund to cover operating deficits, changed since first interim by more than $20,000 and more than 5% for any of the current or two subsequent fiscal years?		X
S6	Long-term Commitments	Does the district have long-term (multiyear) commitments or debt agreements?	X	
		• If yes, have annual payments for the current or two subsequent fiscal years increased over prior year's (2024-25) annual payment?	n/a	
		• If yes, will funding sources used to pay long-term commitments decrease or expire prior to the end of the commitment period, or are they one-time sources?	n/a	
S7a	Postemployment Benefits Other than Pensions	Does the district provide postemployment benefits other than pensions (OPEB)?		X
		• If yes, have there been changes since first interim in OPEB liabilities?	X	
S7b	Other Self-insurance Benefits	Does the district operate any self-insurance programs (e.g., workers' compensation)?	X	
		• If yes, have there been changes since first interim in self-insurance liabilities?	n/a	
S8	Status of Labor Agreements	As of second interim projections, are salary and benefit negotiations still unsettled for:		
		• Certificated? (Section S8A, Line 1b)	X	
		• Classified? (Section S8B, Line 1b)	X	
		• Management/supervisor/confidential? (Section S8C, Line 1b)	n/a	
S8	Labor Agreement Budget Revisions	For negotiations settled since first interim, per Government Code Section 3547.5(c), are budget revisions still needed to meet the costs of the collective bargaining agreement(s) for:		
		• Certificated? (Section S8A, Line 3)	n/a	
		• Classified? (Section S8B, Line 3)	n/a	
S9	Status of Other Funds	Are any funds other than the general fund projected to have a negative fund balance at the end of the current fiscal year?	X	

ADDITIONAL FISCAL INDICATORS			No	Yes
A1	Negative Cash Flow	Do cash flow projections show that the district will end the current fiscal year with a negative cash balance in the general fund?	X	
A2	Independent Position Control	Is personnel position control independent from the payroll system?	X	
A3	Declining Enrollment	Is enrollment decreasing in both the prior and current fiscal years?		X
A4	New Charter Schools Impacting District Enrollment	Are any new charter schools operating in district boundaries that are impacting the district's enrollment, either in the prior or current fiscal year?	X	
A5	Salary Increases Exceed COLA	Has the district entered into a bargaining agreement where any of the current or subsequent fiscal years of the agreement would result in salary increases that are expected to exceed the projected state funded cost-of-living adjustment?	X	
A6	Uncapped Health Benefits	Does the district provide uncapped (100% employer paid) health benefits for current or retired employees?	X	
A7	Independent Financial System	Is the district's financial system independent from the county office system?	X	
A8	Fiscal Distress Reports	Does the district have any reports that indicate fiscal distress? If yes, provide copies to the COE, pursuant to EC 42127.6(a).	X	
A9	Change of CBO or Superintendent	Have there been personnel changes in the superintendent or chief business official (CBO) positions within the last 12 months?	X	

Yreka Union Elementary School District

Budget Assumptions - 2025-26 2nd Interim

Fiscal Years

2025/26 **2026/27** **2027/28**

School districts are required to develop and manage budgets in accordance with standards developed by the California Department of Education and adopted by the State Board of Education. Budget documents contain revenues, expenditures, and other financial information for prior, current and subsequent fiscal years. The Criteria and Standards portion of the budget document summarizes and compares district data to State established standards for fiscal analysis purposes. Board members, superintendents and other interested parties should review the Criteria and Standards and analyze any not meeting the standard resulting in a required explanation. This will assist with making accurate assessments of the fiscal condition of the district. Questions that should be considered include: Is the budget balanced, or is the district deficit spending? Does it meet district goals and objectives? Is it sustainable over the multiyear period? Does it accomplish what the district wants for students? An additional resource useful in assessing school district fiscal health is FCMAT's Fiscal Health Risk Analysis which is emailed with each budget and interim report. This report was prepared based on the latest assumptions available and are described below. The information used for the development of this report was provided by:

- Jami Carver, Superintendent
- Priorities: It is the mission of the Yreka Union School District to provide each student with a safe, caring and supportive atmosphere which will foster the intellectual, emotional, and social growth necessary to become a productive and responsible citizen who accepts cultural differences. All parents, students, teachers and staff are part of a supportive team helping children develop personal, educational, social and ethical values.

Except in limited circumstances, the external team is unable to do board presentations of Budget and Interim reports due to time constraints. In order to assist superintendents and business personnel, each budget and interim meeting is used to facilitate the presentation process. Particular emphasis has been placed on providing easy to read Budget and Interim Assumptions, graphic visuals, revenue summaries, multiyear projections and Criteria and Standards explanations. Review and analysis of this information for each report should provide the reader a good general overview of the district's financial position. In addition, boards can make changes to budgets and interims prior to adoption. If changes are made, please provide enough specific information to allow budget technicians to quantify the changes and update the multiyear projections.

Budget Certification and Cycle

- The budget certification is the Board's acknowledgment of its review of the entire budget presentation. This includes State SACS forms for all funds, supplemental forms, Multiyear Financial Projections and Criteria Standards Review. The certification includes a summary of the results of the Criteria and Standards review. Explanations for results that indicate a Standard was "Not Met" in the first section, or a "Yes" response in the Supplemental or Additional section can be found in the corresponding section of the Criteria and Standards Review.
- Adjustments to the budget should be made throughout the fiscal year.

Budget and Multi-Year Financial Projections (MYFP) Development

- The development of the budget and Multiyear Financial Projections are interrelated. First, the base year budget is developed using information provided by the district, Siskiyou County Office of Education, School Services of California and other agencies. The two subsequent year budgets are each based on the first prior year with careful adjustments to both revenue and expenditures.

Average Daily Attendance

- The Local Control Funding Formula calculates the primary funding for school districts, using the higher of the budget year or prior year Average Daily Attendance (ADA). The budget year ADA is not known until the April following the budget adoption, therefore, the most recent P-2 ADA is used when calculating revenue for the budget projections. A chart reflecting the district's historical and projected Average Daily Attendance has been provided for analysis and review. (Attachment A)
- The district submitted the following enrollment and average daily attendance projections:

	2024/25	2025/26	2026/27	2027/28
Enrollment Projections				
Regular K-12	849.00	806.00	805.00	786.00
Community Day School	0.00	0.00	0.00	0.00
Special Day Class	27.00	27.00	27.00	27.00
Total Estimated Enrollment	876.00	833.00	832.00	813.00
Total Estimated P-2 ADA	808.78	769.08	768.16	750.61

Yreka Union Elementary School District

Budget Assumptions - 2025-26 2nd Interim

Estimated LCFF ADA (Funded ADA)				
Regular K-12	783.85	744.15	743.23	725.68
Community Day School	0.00	0.00	0.00	0.00
Special Day Class	24.93	24.93	24.93	24.93
Total Funded ADA	808.78	769.08	768.16	750.61

Local Control Funding Formula (LCFF)

- The passage of the 2013-14 State budget was a landmark school finance reform built around correcting historical inequities and increasing flexibility known as the Local Control Funding Formula (LCFF). The formula establishes a target amount based on varying factors and will be phased in during a five year period, full implementation was in 2018-19. Although the current year budget and multi-year projections are built on the LCFF, there is no statutory law that guarantees funding. Below are the assumptions used in building the LCFF. LCFF worksheets attached.

	2024/25	2025/26	2026/27	2027/28
LCFF COLA	1.07%	2.30%	2.41%	3.06%
Students qualifying for Free & Reduced Meal, Foster Youth and English Learners:				
Unduplicated Count	653	606	612	599
Unduplicated Percentage	72.79%	73.60%	73.63%	73.34%
Gap Funding Rate	100.00%	100.00%	100.00%	100.00%
Total LCFF Entitlement	$11,580,710	$11,946,129	$11,937,660	$12,033,002

- A district that qualifies for Necessary Small School (NSS) Funding may continue to use this calculation as long as the district meets the requirements per Ed Code 42283 and 42285.

Revenue Projections

- Revenue is projected using the state LCFF calculator and other recommended formulas for Federal and State funding. These formulas include factors such as COLA, student growth or loss for population driven revenue, and other anticipated changes to formula forecasts.

- Revenue, in addition to that referred to above, is required to be fully documented by the district, including formal grant or funding commitments.

- A two-year extension of the Federal Secure Rural Schools and Community Self-Determination Act (SRS) of 2008,was approved in the Omnibus Appropriations bill signed March 23, 2018.

	2024/25	2025/26	2026/27	2027/28
Total Revenue, Transfers In and Other Sources	$15,618,373	$17,075,026	$15,900,187	$16,019,881

- A detailed Revenue Projection worksheet summarizing the district's revenues for the prior year, budget and two subsequent fiscal years has been provided for analysis and review. (Attachment B)

Employee Compensation

- The primary cost of education is driven by the staff of a school district. Employee compensation represents the major portion of a school district's budget. Staffing levels, labor negotiations, benefit projections and other compensation aspects are vital factors in projecting and assessing the fiscal condition of a district.

Staffing Levels

- The district projects the following full time equivalents (FTE) for the budget and two subsequent fiscal years.

Employee FTE's	2024/25	2025/26	2026/27	2027/28
Management	4.0	3.0	3.0	3.0
Certificated	57.1	54.6	54.6	54.6
Classified	74.0	59.2	59.2	59.2
Confidential				
Total Employee FTE's	135.1	116.8	116.8	116.8

Yreka Union Elementary School District

Budget Assumptions - 2025-26 2nd Interim

Labor Agreements

- The district reports the following settlement factors for negotiations with bargaining units.

	2025/26	2026/27	2027/28
Negotiations Settled (Yes/No)			
Certificated	Yes	No	No
Classified	Yes	No	No

- State legislation requires school districts to publicly disclose the provisions of collective bargaining agreements before entering into such written agreements (AB 1200 and Government Code Section 3547.5).
- If the district has not settled, additional comments are noted below to provide information on any additional compensation that was built into the budget or multi-year projections to provide for anticipated negotiation settlements or increases to employee compensation.

Additional Comments:
None

Step and Column Adjustments

- Based on an average recommended by School Services of California, normally a 1.5% increase to Certificated and Classified salaries would be included in projecting the step and column movement of employees on the salary schedule. However, YUSD has a higher average rate of 2.72% for certificated staff, 3.75% for classifed staff and 3% for management,

Employee Benefits

- Due to the high level of increases to health and welfare benefit premiums state wide, and varying rates for statutory benefits the district provides the following information.

	2024/25	2025/26	2026/27	2027/28
Benefits Capped/Uncapped for Employees				
Management	Capped	Capped	Capped	Capped
Certificated	Capped	Capped	Capped	Capped
Classified	Capped	Capped	Capped	Capped
Benefit Package Cost per Package (prorated based on full time status)				
Management	$13,200	$13,200	$13,200	$13,200
Certificated	$13,200	$13,200	$13,200	$13,200
Classified	$13,200	$13,200	$13,200	$13,200
Projected Premium Increase Over Prior Year	12%	24%	10%	10%
Total District Cost for Health and Welfare Benefits				
Board Members	$0	$0	$0	$0
Retirees	$0	$0	$0	$0
Statutory Benefit Rates				
STRS	19.10%	19.10%	19.10%	19.10%
PERS	27.050%	26.810%	26.900%	27.800%
OASDI	6.20%	6.20%	6.20%	6.20%
Medicare	1.45%	1.45%	1.45%	1.45%
Unemployment Insurance	0.50%	0.05%	0.05%	0.05%
Worker's Compensation	2.04%	2.04%	2.04%	2.04%
Indirect Cost Rate	7.430%	11.640%	11.640%	11.640%

Yreka Union Elementary School District

Budget Assumptions - 2025-26 2nd Interim

Supplies, Services and Other Operating Expenditures

► Initial supplies, services and other operating expenditure projections are based on an analysis of prior year trends, anticipated inflation increases, and program needs. The year-to-year adjustments (net changes) are explained below. Subsequent adjustments are generally due to one-time only expenditures, inflation increases, program changes and other factors.

		2025/26	2026/27	2027/28
Books and Supplies		$ 814,778	$ 717,744	$ 702,200
Explanation:	Expenses are higher than budget development due to implementing our ELOP program.			
Services and Other Operating Expenditures		$ 2,974,644	$ 2,638,876	$ 2,749,526
Explanation:	Expenses are higher than budget development due to implementing our ELOP program			
Capital Outlay		$ 309,890	$ 43,441	$ -
Explanation:	$300,000 ELOP capital investment			
Other Adjustments		$ 349,109	$ 349,109	$ 349,109
Explanation:	Special Ed Billback			

	2024/25	2025/26	2026/27	2027/28
Total Expenditures, Transfers Out and Other Uses	$17,465,942	$16,796,906	$16,235,423	$16,650,777

Transfers In and Out

► Transfers between funds were built into the budget year and subsequent two fiscal years as follows.

		2024/25	2025/26	2026/27	2027/28
From:	To:				
Cafeteria Fund (13)	General Fund (01)	$0	$0	$0	$0
General Fund (01)	Cafeteria Fund (13)	$0	$0	$0	$130,000
Special Reserve (17)	General Fund (01)	$0	$0	$0	$0
General Fund (01)	Sp Reserve - Cap Outlay (40)	$0	$0	$0	$0
Other Enterprise Fund (63)	General Fund (01)	$203,445	$0	$0	$0
Special Reserve OPEB (20)	General Fund (01)	$144,106	$0	$0	$0
Deferred Maintenance (14)	Sp Reserve - Cap Outlay (40)	$0	$0	$0	$0
General Fund (01)	Deferred Maintenance (14)	$250,000	$250,000	$250,000	$250,000
Total	0	$597,551	$250,000	$250,000	$380,000

Contributions from Unrestricted Programs (Encroachments) and Revenue Transfers

► The district projects the following contributions to restricted programs (encroachments) from general fund unrestricted dollars to support the following programs.

		2024/25	2025/26	2026/27	2027/28
Program					
1400	EPA	$0	$0	$58,078	$76,863
3010	Title I, Part A	$319,478	$0	$18,957	$30,038
6770	Arts and Music in Schools	$0	$0	$0	$0
3310	SpEd: IDEA Sec 611	$0	$0	$0	$0
3386	SpEd: IDEA QA&FM	$0	$0	$1,667	$2,853
4035	Title II, Part A	$65,449	$49,638	$51,183	$53,402
5810	Title VI	$2,701	$0	$101	$960
6500	Special Education	$440,566	$406,040	$435,401	$448,416
7210	American Indian Early Child I	$18,883	$0	$0	$0
8150	Ongoing&Major Maintenance	$428,006	$297,249	$300,000	$260,055
6300	Lottery: Instructional Material	$0	$0	$19,135	$129,516
7085	LCSSP	$0	$0	$0	$0
9010	Other Restricted Local	$14	$5,996	$0	$0
Total Contributions from Unrestricted Programs and Revenue Transfers		$1,275,097	$758,923	$903,144	$1,132,905

Yreka Union Elementary School District

Budget Assumptions - 2025-26 2nd Interim

Net Increase/(Decrease) in Fund Balance

- The net increase or decrease to the general fund balance is a calculation of total revenues and other financing sources less total expenditures, transfers out and uses. This amount is reported on line C of the Multiyear Projections (MYP). If the district is deficit spending, the deficit is supported by the district reserves. A continuing pattern of deficit spending is considered a potential concern and is addressed in Criterion 8 of the Criteria and Standards established by the State. A line graph reflecting the district's historical and projected revenues versus expenditures has been provided for analysis and review. (See Attachment C)

- Summary

	2024/25	2025/26	2026/27	2027/28
	($1,847,569)	$278,120	($335,236)	($630,896)

Projected Ending Fund Balances and Reserves

- The State requires districts to maintain a level of reserve for Economic Uncertainties that is a minimum of 5% of the district's total expenditures, transfers out and uses, or $71,000 whichever is higher. If a district's projections reflect the district will fall short of the required reserves, a positive financial certification cannot be assigned. A graph reflecting the district's level of reserves available for Economic Uncertainties based on historical and future projections has been provided for analysis and review. (Attachment D)

- The district's estimated ending fund balances are listed below. The General Fund unrestricted ending fund balance as well as the Special Reserve for Other Than Capital Outlay (Fund 17) (if applicable) constitute the district's available reserves for Economic Uncertainties.

	2024/25	2025/26	2026/27	2027/28
General Fund (01)				
Unrestricted	($758,557)	$928,166	$764,685	$6,775
Restricted	($1,089,011)	$1,477,274	$1,055,519	$802,533
Total General Fund Ending Balance	($1,847,569)	$2,405,439	$1,820,204	$809,308
Required Reserve for Economic Uncertainties (5%)	$819,323	$681,876	$659,417	$681,231
Cafeteria Fund (13)	$292,851	$168,204	$27,887	$1,313
Deferred Maintenance (14)	$258,405	$483,692	$708,980	$934,268
Special Reserve for Other Than Capital Outlay (17)	$101,402	$103,135	$104,868	$106,601
Capital Facilities (Developer Fees) Fund (25)	$302,948	$305,241	$348,283	$391,326
Special Reserve for Capital Outlay (40)	$7,597	$7,659	$7,721	$7,783

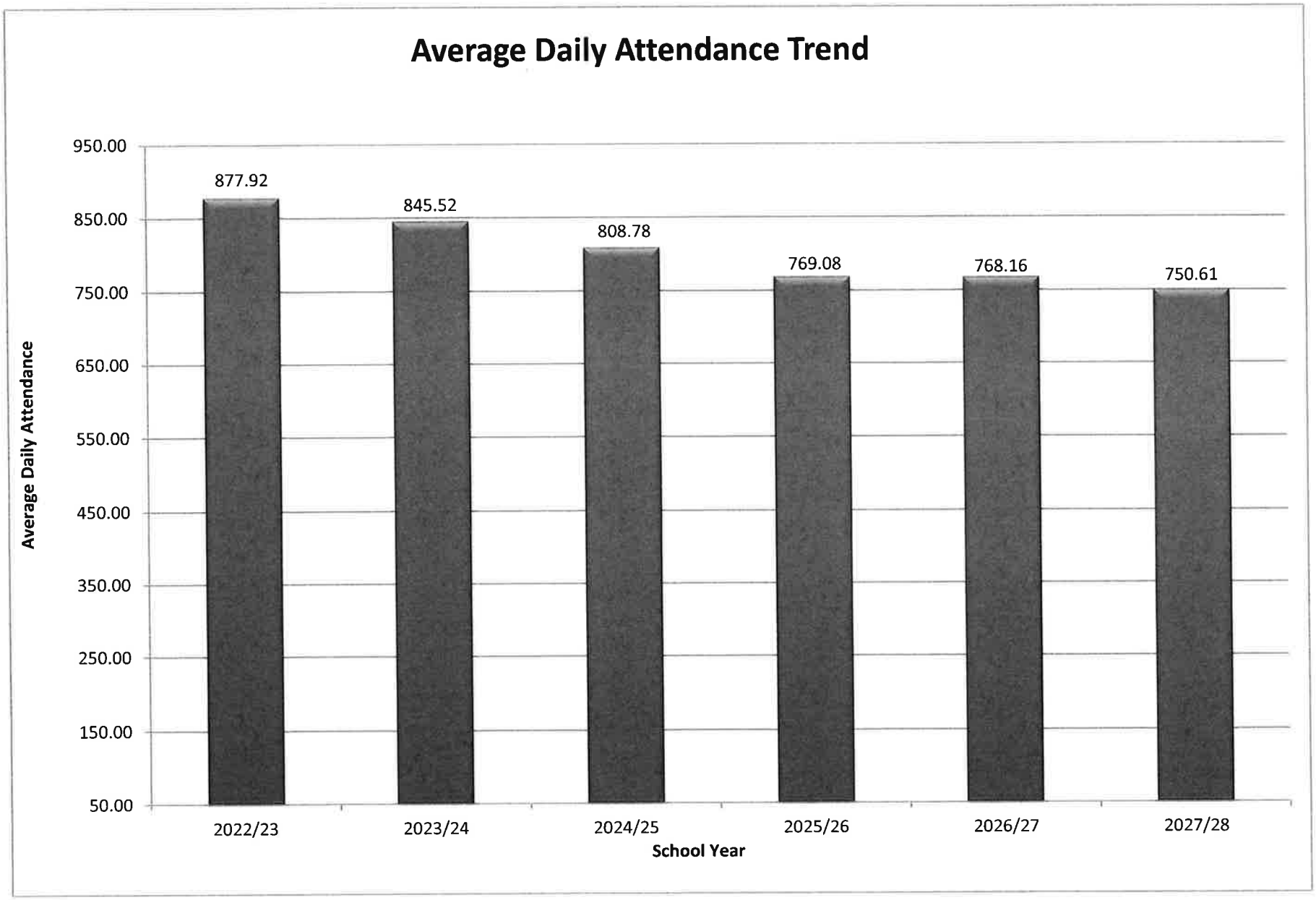

Attachment A

Yreka Union Elementary School District

Revenue Projections

Fiscal Years

Source	Resource As Defined by SBX3 4	Object	2025/26 Budget Year	2026/27 Projection	2027/28 Projection
LCFF - State Aid	0000	8011	6,196,609	6,214,990	6,248,278
LCFF - State Aid - EPA	1400	8012	2,814,134	2,787,284	2,849,338
Property Taxes	0000	8041-5	2,935,386	2,935,386	2,935,386
LCFF-State Aid Pr Year	0000	8019	-175,308	-175,308	-175,308
Total LCFF Sources			**11,770,821**	**11,762,352**	**11,857,694**
Federal Revenues					
Forest Reserve	0000	8260	0	0	0
NCLB: Title I, Part A, Basic Grants Low-Income/Ne	3010	8290	372,901	372,901	372,901
Special Ed: IDEA Basic Local Assistance Entitleme	3310	8181	328,336	328,336	328,336
Special Ed: IDEA Mental Health Allocation Plan, P	3327	8182	12,687	12,687	12,687
Special Ed: IDEA Quality Assurance & Focused Mo	3386	8182	31,000	31,000	31,000
NCLB: Title II, Part A, Teacher Quality	4035	8290	44,328	44,328	44,328
Title IV, Part A - Student Support & Ac Enrichmnt	4127	8290	27,517	27,517	27,517
NCLB: Title VI, Part B Small Rural Grant - SRSA	5810	8290	70,408	70,408	70,408
Total Federal Revenues:			**887,177**	**887,177**	**887,177**
Other State Revenues					
Mandated Cost Reimbursement	0000	8550	32,275	32,123	32,470
State Lottery	1100	8560	156,877	152,471	149,557
State Lottery: Instructional Materials	6300	8560	144,360	65,803	64,545
Expanded Learning Opp Prog.	2600	8590	1,251,639	1,251,639	1,251,639
Arts and Music in Schools Prop 27	6770	8590	160,602	160,602	160,602
Child Nutrition: Kitchen Infrastructure Upgrade Fur	7032	8590	140,430		
American Indian Early Childhood Education	7210	8590	60,000	61,812	63,926
Learning Recovery Emergency Block Grant	7435	8590	153,226		
CA Community Schools Grant	6332	8590	634,635	653,801	676,161
LCSSP	7085	8590	13,335		
Mental Health-Related Services	6546	8590	43,928	45,255	46,802
Student Support and Professional Development Disc	6019	8590	249,773		
Strong Workforce Program	6388	8590	1,811	0	0
Other State Revenues	0000	8590	83,453	85,973	88,914
Other Restricted State	7810	8590	10,108	10,413	10,769
Total State Revenues:			**3,136,453**	**2,519,893**	**2,545,385**
Other Local Revenues					
Interest & Leases and Rentals	0000	8660	65,005	65,290	64,149
SAFE After School Program	6010	8677	269,402	269,402	269,402
Special Education State Aid (AB 602) (Goal 5001)	6500	8792	0	0	0
Other Local - Erate credits	0000	8699	791,910	241,815	241,815
Other Local	9010	8699	104,258	104,258	104,258
Ongoing & Major Maintenance Account	8150	8699	50,000	50,000	50,000
Total Local Revenues			**1,280,575**	**730,765**	**729,625**
Total General Fund Revenues			**17,075,026**	**15,900,187**	**16,019,881**

STATISTICAL INFORMATION:

Enrollment and Attendance					
ADA and ADA Estimates			769.08	768.16	750.61
CBEDS			833.00	832.00	813.00
COLAs					
LCFF Cola			2.30%	2.41%	3.06%
Year Over Year Rates and Changes					
Lottery		8560	$191.00	$191.00	$191.00
Lottery - Instructional Materials		8560	$82.00	$82.00	$82.00
Interest Rates:			0.50%	0.50%	0.50%

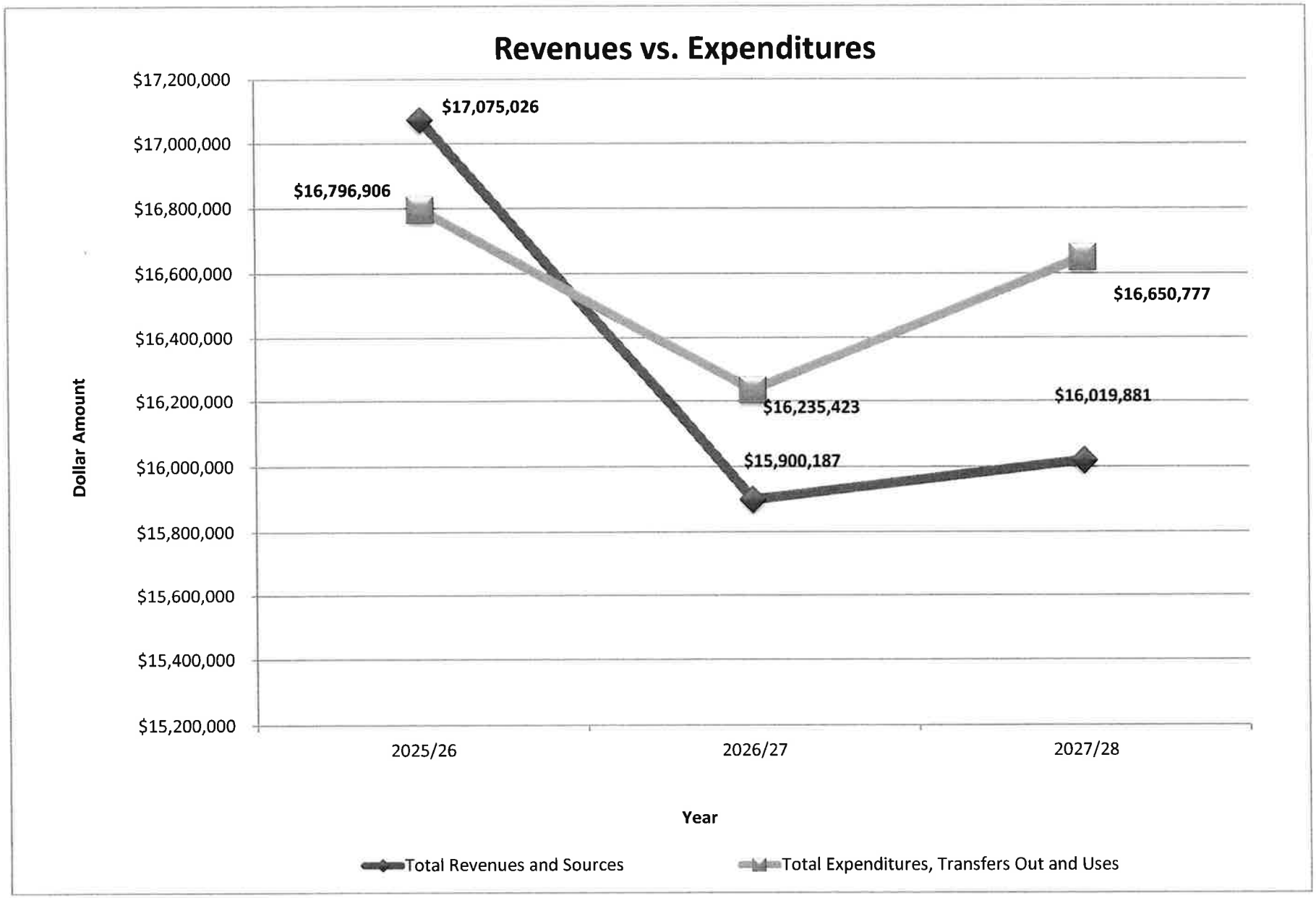

Attachment C

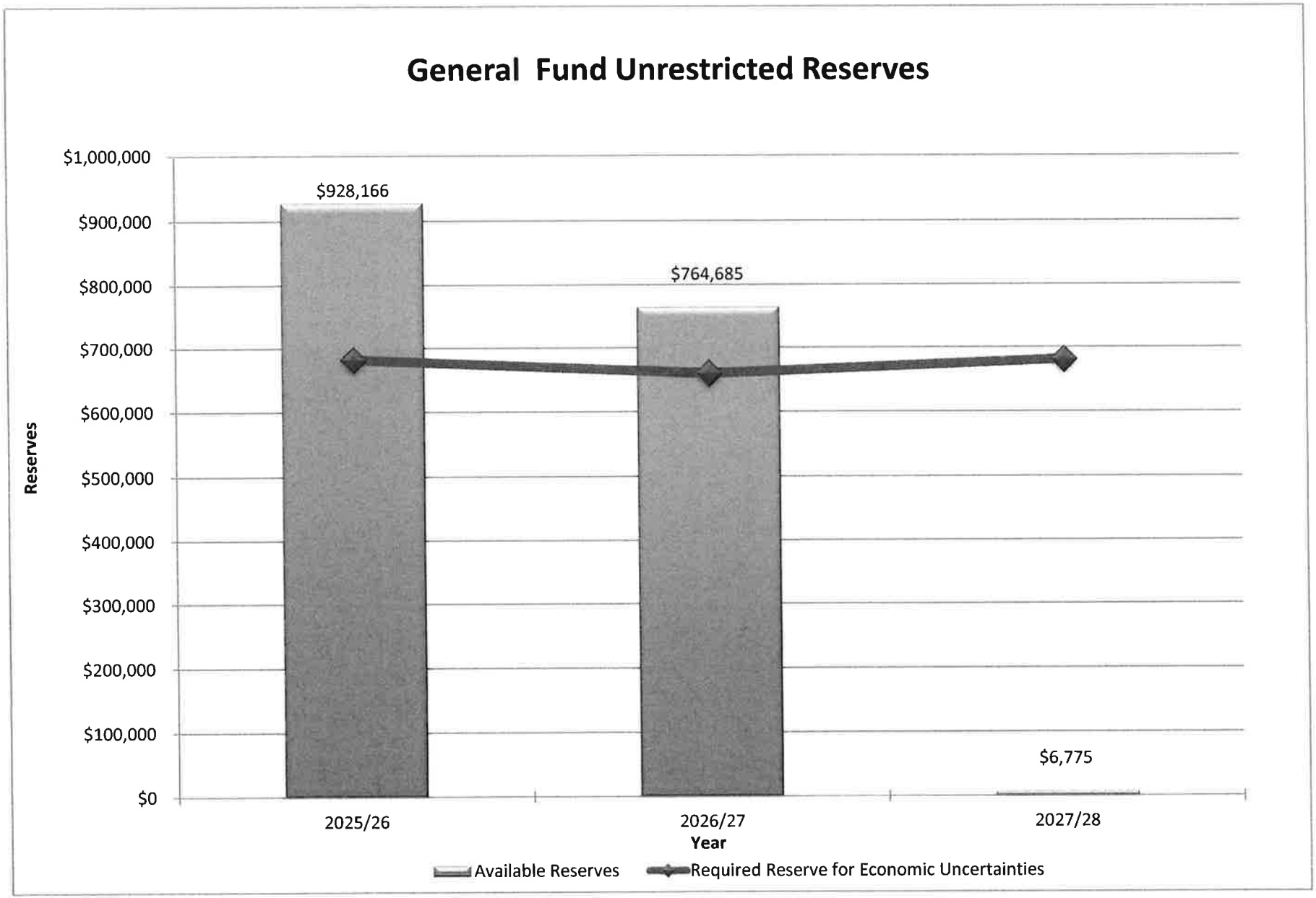

Attachment D

Description	Object Codes	Projected Year Totals (Form 01I) (A)	% Change (Cols. C-A/A) (B)	2026-27 Projection (C)	% Change (Cols. E-C/C) (D)	2027-28 Projection (E)
(Enter projections for subsequent years 1 and 2 in Columns C and E; current year - Column A - is extracted)						
A. REVENUES AND OTHER FINANCING SOURCES						
1. LCFF Sources	8010-8099	11,770,821.01	(.07%)	11,762,352.01	.81%	11,857,694.01
2. Federal Revenues	8100-8299	0.00	0.00%	0.00	0.00%	0.00
3. Other State Revenues	8300-8599	272,605.71	(.75%)	270,567.75	.14%	270,939.70
4. Other Local Revenues	8600-8799	856,914.93	(64.16%)	307,105.04	(.37%)	305,964.62
5. Other Financing Sources						
a. Transfers In	8900-8929	0.00	0.00%	0.00	0.00%	0.00
b. Other Sources	8930-8979	0.00	0.00%	0.00	0.00%	0.00
c. Contributions	8980-8999	(758,923.41)	11.35%	(845,065.89)	24.97%	(1,056,041.63)
6. Total (Sum lines A1 thru A5c)		12,141,418.24	(5.32%)	11,494,958.91	(1.01%)	11,378,556.70
B. EXPENDITURES AND OTHER FINANCING USES						
1. Certificated Salaries						
a. Base Salaries				4,572,921.45		4,581,050.01
b. Step & Column Adjustment				7,690.89		124,154.98
c. Cost-of-Living Adjustment				0.00		0.00
d. Other Adjustments				437.67		(16,528.63)
e. Total Certificated Salaries (Sum lines B1a thru B1d)	1000-1999	4,572,921.45	.18%	4,581,050.01	2.35%	4,688,676.36
2. Classified Salaries						
a. Base Salaries				1,792,801.63		1,874,112.62
b. Step & Column Adjustment				67,230.06		70,279.22
c. Cost-of-Living Adjustment				0.00		0.00
d. Other Adjustments				14,080.93		0.00
e. Total Classified Salaries (Sum lines B2a thru B2d)	2000-2999	1,792,801.63	4.54%	1,874,112.62	3.75%	1,944,391.84
3. Employee Benefits	3000-3999	2,812,155.75	1.22%	2,846,375.07	2.46%	2,916,385.08
4. Books and Supplies	4000-4999	356,049.59	(.95%)	352,670.58	1.86%	359,224.01
5. Services and Other Operating Expenditures	5000-5999	1,979,620.02	3.29%	2,044,788.71	5.37%	2,154,609.56
6. Capital Outlay	6000-6999	0.00	0.00%	0.00	0.00%	0.00
7. Other Outgo (excluding Transfers of Indirect Costs)	7100-7299, 7400-7499	149,978.00	0.00%	149,978.00	0.00%	149,978.00
8. Other Outgo - Transfers of Indirect Costs	7300-7399	(195,339.07)	(2.46%)	(190,535.54)	8.53%	(206,797.69)
9. Other Financing Uses						
a. Transfers Out	7600-7629	0.00	0.00%	0.00	0.00%	130,000.00
b. Other Uses	7630-7699	0.00	0.00%	0.00	0.00%	0.00
10. Other Adjustments (Explain in Section F below)				0.00		0.00
11. Total (Sum lines B1 thru B10)		11,468,187.37	1.66%	11,658,439.45	4.10%	12,136,467.16
C. NET INCREASE (DECREASE) IN FUND BALANCE (Line A6 minus line B11)		673,230.87		(163,480.54)		(757,910.46)
D. FUND BALANCE						
1. Net Beginning Fund Balance(Form 01I, line F1e)		254,934.65		928,165.52		764,684.98
2. Ending Fund Balance (Sum lines C and D1)		928,165.52		764,684.98		6,774.52
3. Components of Ending Fund Balance (Form 01I)						
a. Nonspendable	9710-9719	0.00		0.00		0.00
b. Restricted	9740					
c. Committed						
1. Stabilization Arrangements	9750	0.00		0.00		0.00
2. Other Commitments	9760	0.00		0.00		0.00
d. Assigned	9780	0.00		0.00		0.00
e. Unassigned/Unappropriated						

Description	Object Codes	Projected Year Totals (Form 01I) (A)	% Change (Cols. C-A/A) (B)	2026-27 Projection (C)	% Change (Cols. E-C/C) (D)	2027-28 Projection (E)
1. Reserve for Economic Uncertainties	9789	681,876.24		659,416.92		681,231.07
2. Unassigned/Unappropriated	9790	246,289.28		105,268.06		(674,456.55)
f. Total Components of Ending Fund Balance (Line D3f must agree with line D2)		928,165.52		764,684.98		6,774.52
E. AVAILABLE RESERVES						
1. General Fund						
a. Stabilization Arrangements	9750	0.00		0.00		0.00
b. Reserve for Economic Uncertainties	9789	681,876.24		659,416.92		681,231.07
c. Unassigned/Unappropriated	9790	246,289.28		105,268.06		(674,456.55)
(Enter other reserve projections in Columns C and E for subsequent years 1 and 2; current year - Column A - is extracted)						
2. Special Reserve Fund - Noncapital Outlay (Fund 17)						
a. Stabilization Arrangements	9750	0.00		0.00		0.00
b. Reserve for Economic Uncertainties	9789	0.00		0.00		0.00
c. Unassigned/Unappropriated	9790	0.00		0.00		0.00
3. Total Available Reserves (Sum lines E1a thru E2c)		928,165.52		764,684.98		6,774.52

F. ASSUMPTIONS

Please provide below or on a separate attachment, the assumptions used to determine the projections for the first and second subsequent fiscal years. Further, please include an explanation for any significant expenditure adjustments projected in lines B1d, B2d, and B10. For additional information, please refer to the Budget Assumptions section of the SACS Financial Reporting Software User Guide.

See Attached

Description	Object Codes	Projected Year Totals (Form 01I) (A)	% Change (Cols. C-A/A) (B)	2026-27 Projection (C)	% Change (Cols. E-C/C) (D)	2027-28 Projection (E)
(Enter projections for subsequent years 1 and 2 in Columns C and E; current year - Column A - is extracted)						
A. REVENUES AND OTHER FINANCING SOURCES						
1. LCFF Sources	8010-8099	0.00	0.00%	0.00	0.00%	0.00
2. Federal Revenues	8100-8299	887,177.20	0.00%	887,177.20	0.00%	887,177.20
3. Other State Revenues	8300-8599	2,863,847.30	(21.46%)	2,249,325.43	1.12%	2,274,445.36
4. Other Local Revenues	8600-8799	423,659.93	0.00%	423,659.93	0.00%	423,659.93
5. Other Financing Sources						
a. Transfers In	8900-8929	0.00	0.00%	0.00	0.00%	0.00
b. Other Sources	8930-8979	0.00	0.00%	0.00	0.00%	0.00
c. Contributions	8980-8999	758,923.41	11.35%	845,065.89	24.97%	1,056,041.63
6. Total (Sum lines A1 thru A5c)		4,933,607.84	(10.71%)	4,405,228.45	5.36%	4,641,324.12
B. EXPENDITURES AND OTHER FINANCING USES						
1. Certificated Salaries						
a. Base Salaries				862,777.00		814,340.53
b. Step & Column Adjustment				22,107.53		22,150.08
c. Cost-of-Living Adjustment				0.00		0.00
d. Other Adjustments				(70,544.00)		0.00
e. Total Certificated Salaries (Sum lines B1a thru B1d)	1000-1999	862,777.00	(5.61%)	814,340.53	2.72%	836,490.61
2. Classified Salaries						
a. Base Salaries				1,409,902.87		1,462,774.23
b. Step & Column Adjustment				52,871.36		54,854.07
c. Cost-of-Living Adjustment				0.00		0.00
d. Other Adjustments				0.00		0.00
e. Total Classified Salaries (Sum lines B2a thru B2d)	2000-2999	1,409,902.87	3.75%	1,462,774.23	3.75%	1,517,628.30
3. Employee Benefits	3000-3999	983,503.32	.98%	993,178.19	3.90%	1,031,947.25
4. Books and Supplies	4000-4999	458,728.04	(20.42%)	365,073.80	(6.05%)	342,975.93
5. Services and Other Operating Expenditures	5000-5999	995,024.30	(40.29%)	594,087.11	.14%	594,916.42
6. Capital Outlay	6000-6999	309,890.48	(85.98%)	43,440.57	(100.00%)	0.00
7. Other Outgo (excluding Transfers of Indirect Costs)	7100-7299, 7400-7499	113,553.46	0.00%	113,553.46	0.00%	113,553.46
8. Other Outgo - Transfers of Indirect Costs	7300-7399	195,339.07	(2.46%)	190,535.54	8.53%	206,797.69
9. Other Financing Uses						
a. Transfers Out	7600-7629	250,000.00	0.00%	250,000.00	0.00%	250,000.00
b. Other Uses	7630-7699	0.00	0.00%	0.00	0.00%	0.00
10. Other Adjustments (Explain in Section F below)				0.00		0.00
11. Total (Sum lines B1 thru B10)		5,578,718.54	(13.48%)	4,826,983.43	1.39%	4,894,309.66
C. NET INCREASE (DECREASE) IN FUND BALANCE (Line A6 minus line B11)		(645,110.70)		(421,754.98)		(252,985.54)
D. FUND BALANCE						
1. Net Beginning Fund Balance (Form 01I, line F1e)		2,122,384.48		1,477,273.78		1,055,518.80
2. Ending Fund Balance (Sum lines C and D1)		1,477,273.78		1,055,518.80		802,533.26
3. Components of Ending Fund Balance (Form 01I)						
a. Nonspendable	9710-9719	0.00		0.00		0.00
b. Restricted	9740	1,477,273.78		1,055,518.80		802,533.26
c. Committed						
1. Stabilization Arrangements	9750					
2. Other Commitments	9760					
d. Assigned	9780					
e. Unassigned/Unappropriated						

Description	Object Codes	Projected Year Totals (Form 01I) (A)	% Change (Cols. C-A/A) (B)	2026-27 Projection (C)	% Change (Cols. E-C/C) (D)	2027-28 Projection (E)
1. Reserve for Economic Uncertainties	9789					
2. Unassigned/Unappropriated	9790	0.00		0.00		0.00
f. Total Components of Ending Fund Balance (Line D3f must agree with line D2)		1,477,273.78		1,055,518.80		802,533.26
E. AVAILABLE RESERVES						
1. General Fund)						
a. Stabilization Arrangements	9750					
b. Reserve for Economic Uncertainties	9789					
c. Unassigned/Unappropriated Amount	9790					
(Enter current year reserve projections in Column A, and other reserve projections in Columns C and E for subsequent years 1 and 2)						
2. Special Reserve Fund - Noncapital Outlay (Fund 17)						
a. Stabilization Arrangements	9750					
b. Reserve for Economic Uncertainties	9789					
c. Unassigned/Unappropriated	9790					
3. Total Available Reserves (Sum lines E1a thru E2c)						

F. ASSUMPTIONS

Please provide below or on a separate attachment, the assumptions used to determine the projections for the first and second subsequent fiscal years. Further, please include an explanation for any significant expenditure adjustments projected in lines B1d, B2d, and B10. For additional information, please refer to the Budget Assumptions section of the SACS Financial Reporting Software User Guide.

See Attached

Description	Object Codes	Projected Year Totals (Form 01I) (A)	% Change (Cols. C-A/A) (B)	2026-27 Projection (C)	% Change (Cols. E-C/C) (D)	2027-28 Projection (E)
(Enter projections for subsequent years 1 and 2 in Columns C and E; current year - Column A - is extracted)						
A. REVENUES AND OTHER FINANCING SOURCES						
1. LCFF Sources	8010-8099	11,770,821.01	(.07%)	11,762,352.01	.81%	11,857,694.01
2. Federal Revenues	8100-8299	887,177.20	0.00%	887,177.20	0.00%	887,177.20
3. Other State Revenues	8300-8599	3,136,453.01	(19.66%)	2,519,893.18	1.01%	2,545,385.06
4. Other Local Revenues	8600-8799	1,280,574.86	(42.93%)	730,764.97	(.16%)	729,624.55
5. Other Financing Sources						
a. Transfers In	8900-8929	0.00	0.00%	0.00	0.00%	0.00
b. Other Sources	8930-8979	0.00	0.00%	0.00	0.00%	0.00
c. Contributions	8980-8999	0.00	0.00%	0.00	0.00%	0.00
6. Total (Sum lines A1 thru A5c)		17,075,026.08	(6.88%)	15,900,187.36	.75%	16,019,880.82
B. EXPENDITURES AND OTHER FINANCING USES						
1. Certificated Salaries						
a. Base Salaries				5,435,698.45		5,395,390.54
b. Step & Column Adjustment				29,798.42		146,305.06
c. Cost-of-Living Adjustment				0.00		0.00
d. Other Adjustments				(70,106.33)		(16,528.63)
e. Total Certificated Salaries (Sum lines B1a thru B1d)	1000-1999	5,435,698.45	(.74%)	5,395,390.54	2.41%	5,525,166.97
2. Classified Salaries						
a. Base Salaries				3,202,704.50		3,336,886.85
b. Step & Column Adjustment				120,101.42		125,133.29
c. Cost-of-Living Adjustment				0.00		0.00
d. Other Adjustments				14,080.93		0.00
e. Total Classified Salaries (Sum lines B2a thru B2d)	2000-2999	3,202,704.50	4.19%	3,336,886.85	3.75%	3,462,020.14
3. Employee Benefits	3000-3999	3,795,659.07	1.16%	3,839,553.26	2.83%	3,948,332.33
4. Books and Supplies	4000-4999	814,777.63	(11.91%)	717,744.38	(2.17%)	702,199.94
5. Services and Other Operating Expenditures	5000-5999	2,974,644.32	(11.29%)	2,638,875.82	4.19%	2,749,525.98
6. Capital Outlay	6000-6999	309,890.48	(85.98%)	43,440.57	(100.00%)	0.00
7. Other Outgo (excluding Transfers of Indirect Costs)	7100-7299, 7400-7499	263,531.46	0.00%	263,531.46	0.00%	263,531.46
8. Other Outgo - Transfers of Indirect Costs	7300-7399	0.00	0.00%	0.00	0.00%	0.00
9. Other Financing Uses						
a. Transfers Out	7600-7629	250,000.00	0.00%	250,000.00	52.00%	380,000.00
b. Other Uses	7630-7699	0.00	0.00%	0.00	0.00%	0.00
10. Other Adjustments				0.00		0.00
11. Total (Sum lines B1 thru B10)		17,046,905.91	(3.29%)	16,485,422.88	3.31%	17,030,776.82
C. NET INCREASE (DECREASE) IN FUND BALANCE (Line A6 minus line B11)		28,120.17		(585,235.52)		(1,010,896.00)
D. FUND BALANCE						
1. Net Beginning Fund Balance (Form 01I, line F1e)		2,377,319.13		2,405,439.30		1,820,203.78
2. Ending Fund Balance (Sum lines C and D1)		2,405,439.30		1,820,203.78		809,307.78
3. Components of Ending Fund Balance (Form 01I)						
a. Nonspendable	9710-9719	0.00		0.00		0.00
b. Restricted	9740	1,477,273.78		1,055,518.80		802,533.26
c. Committed						
1. Stabilization Arrangements	9750	0.00		0.00		0.00
2. Other Commitments	9760	0.00		0.00		0.00
d. Assigned	9780	0.00		0.00		0.00
e. Unassigned/Unappropriated						

Description	Object Codes	Projected Year Totals (Form 01I) (A)	% Change (Cols. C-A/A) (B)	2026-27 Projection (C)	% Change (Cols. E-C/C) (D)	2027-28 Projection (E)
1. Reserve for Economic Uncertainties	9789	681,876.24		659,416.92		681,231.07
2. Unassigned/Unappropriated	9790	246,289.28		105,268.06		(674,456.55)
f. Total Components of Ending Fund Balance (Line D3f must agree with line D2)		2,405,439.30		1,820,203.78		809,307.78
E. AVAILABLE RESERVES (Unrestricted except as noted)						
1. General Fund						
a. Stabilization Arrangements	9750	0.00		0.00		0.00
b. Reserve for Economic Uncertainties	9789	681,876.24		659,416.92		681,231.07
c. Unassigned/Unappropriated	9790	246,289.28		105,268.06		(674,456.55)
d. Negative Restricted Ending Balances (Negative resources 2000-9999)	979Z			0.00		0.00
2. Special Reserve Fund - Noncapital Outlay (Fund 17)						
a. Stabilization Arrangements	9750	0.00		0.00		0.00
b. Reserve for Economic Uncertainties	9789	0.00		0.00		0.00
c. Unassigned/Unappropriated	9790	0.00		0.00		0.00
3. Total Available Reserves - by Amount (Sum lines E1 thru E2c)		928,165.52		764,684.98		6,774.52
4. Total Available Reserves - by Percent (Line E3 divided by Line F3c)		5.44%		4.64%		.04%
F. RECOMMENDED RESERVES						
1. Special Education Pass-through Exclusions						
For districts that serve as the administrative unit (AU) of a special education local plan area (SELPA):						
a. Do you choose to exclude from the reserve calculation the pass-through funds distributed to SELPA members?	YES					
b. If you are the SELPA AU and are excluding special education pass-through funds:						
1. Enter the name(s) of the SELPA(s):						
2. Special education pass-through funds (Column A: Fund 10, resources 3300-3499, 6500-6540 and 6546 objects 7211-7213 and 7221-7223; enter projections for subsequent years 1 and 2 in Columns C and E)		0.00				
2. District ADA						
Used to determine the reserve standard percentage level on line F3d (Col. A: Form AI, Estimated P-2 ADA column, Lines A4 and C4; enter projections)		769.57		781.95		806.59
3. Calculating the Reserves						
a. Expenditures and Other Financing Uses (Line B11)		17,046,905.91		16,485,422.88		17,030,776.82
b. Plus: Special Education Pass-through Funds (Line F1b2, if Line F1a is No)		0.00		0.00		0.00
c. Total Expenditures and Other Financing Uses (Line F3a plus line F3b)		17,046,905.91		16,485,422.88		17,030,776.82
d. Reserve Standard Percentage Level (Refer to Form 01CSI, Criterion 10 for calculation details)		4%		4%		4%
e. Reserve Standard - By Percent (Line F3c times F3d)		681,876.24		659,416.92		681,231.07
f. Reserve Standard - By Amount (Refer to Form 01CSI, Criterion 10 for calculation details)		88,000.00		88,000.00		88,000.00
g. Reserve Standard (Greater of Line F3e or F3f)		681,876.24		659,416.92		681,231.07
h. Available Reserves (Line E3) Meet Reserve Standard (Line F3g)		YES		YES		NO

Description	Object Codes	Projected Year Totals (A)	% Change (Cols. C-A/A) (B)	2026-27 Projection (C)	% Change (Cols. E-C/C) (D)	2027-28 Projection (E)
(Enter projections for subsequent years 1 and 2 in Columns C and E; current year - Column A - is extracted)						
A. REVENUES AND OTHER FINANCING SOURCES						
1. LCFF Sources	8010-8099	0.00	0.00%		0.00%	
2. Federal Revenues	8100-8299	240,000.00	0.00%	240,000.00	0.00%	240,000.00
3. Other State Revenues	8300-8599	675,000.00	0.00%	675,000.00	0.00%	675,000.00
4. Other Local Revenues	8600-8799	8,000.43	0.00%	8,000.43	0.00%	8,000.43
5. Other Financing Sources						
a. Transfers In	8900-8929	0.00	0.00%		0.00%	130,000.00
b. Other Sources	8930-8979	0.00	0.00%		0.00%	
c. Contributions	8980-8999	0.00	0.00%		0.00%	
6. Total (Sum lines A1 thru A5c)		923,000.43	0.00%	923,000.43	14.08%	1,053,000.43
B. EXPENDITURES AND OTHER FINANCING USES						
1. Certificated Salaries	1000-1999	0.00	0.00%		0.00%	
2. Classified Salaries	2000-2999	267,601.15	3.75%	277,636.19	3.75%	288,047.55
3. Employee Benefits	3000-3999	150,258.46	3.75%	155,893.15	3.75%	161,739.15
4. Books and Supplies	4000-4999	598,850.00	0.00%	598,850.00	0.00%	598,850.00
5. Services and Other Operating Expenditures	5000-5999	30,937.66	0.00%	30,937.66	0.00%	30,937.66
6. Capital Outlay	6000-6999	0.00	0.00%		0.00%	
7. Other Outgo (excluding Transfers of Indirect Costs)	7100-7299, 7400-7499	0.00	0.00%		0.00%	
8. Other Outgo - Transfers of Indirect Costs	7300-7399	0.00	0.00%		0.00%	
9. Other Financing Uses						
a. Transfers Out	7600-7629	0.00	0.00%		0.00%	
b. Other Uses	7630-7699	0.00	0.00%		0.00%	
10. Other Adjustments (Explain in Section E below)						
11. Total (Sum lines B1 thru B10)		1,047,647.27	1.50%	1,063,317.00	1.53%	1,079,574.36
C. NET INCREASE(DECREASE) IN FUND BALANCE (Line A6 minus line B11)		(124,646.84)		(140,316.57)		(26,573.93)
D. FUND BALANCE						
1. Net Beginning Fund Balance	9791-9795	292,850.70		168,203.86		27,887.29
2. Ending Fund Balance (Sum lines C and D1)		168,203.86		27,887.29		1,313.36
3. Components of Ending Fund Balance						
a. Nonspendable	9710-9719	0.00				
b. Restricted	9740	168,203.86				
c. Committed						
1. Stabilization Arrangements	9750	0.00				
2. Other Commitments	9760	0.00				
d. Assigned	9780	0.00				
e. Unassigned/Unappropriated						
1. Reserve for Economic Uncertainties	9789	0.00				
2. Unassigned/Unappropriated	9790	0.00		27,887.29		1,313.36
f. Total Components of Ending Fund Balance (Line D3f must agree with Line D2)		168,203.86		27,887.29		1,313.36

E. ASSUMPTIONS

Please provide below or on a separate attachment the assumptions used to determine the projections for the first and second subsequent fiscal years.

Description	Resource Codes	Object Codes	Original Budget (A)	Board Approved Operating Budget (B)	Actuals To Date (C)	Projected Year Totals (D)	Difference (Col B & D) (E)	% Diff Column B & D (F)
A. REVENUES								
1) LCFF Sources		8010-8099	11,761,738.81	11,759,831.01	8,525,927.20	11,770,821.01	10,990.00	0.1%
2) Federal Revenue		8100-8299	0.00	0.00	26,227.32	0.00	0.00	0.0%
3) Other State Revenue		8300-8599	274,998.32	272,605.71	123,192.82	272,605.71	0.00	0.0%
4) Other Local Revenue		8600-8799	245,004.58	856,914.93	259,026.35	856,914.93	0.00	0.0%
5) TOTAL, REVENUES			12,281,741.71	12,889,351.65	8,934,373.69	12,900,341.65		
B. EXPENDITURES								
1) Certificated Salaries		1000-1999	4,682,890.48	4,572,921.45	2,740,273.61	4,572,921.45	0.00	0.0%
2) Classified Salaries		2000-2999	1,881,723.98	1,818,850.76	1,086,855.26	1,792,801.63	26,049.13	1.4%
3) Employee Benefits		3000-3999	2,940,228.33	2,841,703.88	1,683,251.72	2,812,155.75	29,548.13	1.0%
4) Books and Supplies		4000-4999	275,861.01	350,520.93	170,155.25	356,049.59	(5,528.66)	-1.6%
5) Services and Other Operating Expenditures		5000-5999	1,743,321.43	1,865,259.33	1,246,927.03	1,979,620.02	(114,360.69)	-6.1%
6) Capital Outlay		6000-6999	0.00	0.00	0.00	0.00	0.00	0.0%
7) Other Outgo (excluding Transfers of Indirect Costs)		7100-7299 7400-7499	149,978.00	149,978.00	0.00	149,978.00	0.00	0.0%
8) Other Outgo - Transfers of Indirect Costs		7300-7399	(195,339.07)	(195,339.07)	0.00	(195,339.07)	0.00	0.0%
9) TOTAL, EXPENDITURES			11,478,664.16	11,403,895.28	6,927,462.87	11,468,187.37		
C. EXCESS (DEFICIENCY) OF REVENUES OVER EXPENDITURES BEFORE OTHER FINANCING SOURCES AND USES (A5 - B9)			803,077.55	1,485,456.37	2,006,910.82	1,432,154.28		
D. OTHER FINANCING SOURCES/USES								
1) Interfund Transfers								
a) Transfers In		8900-8929	0.00	0.00	0.00	0.00	0.00	0.0%
b) Transfers Out		7600-7629	99,109.27	99,109.27	0.00	0.00	99,109.27	100.0%
2) Other Sources/Uses								
a) Sources		8930-8979	200,000.00	0.00	0.00	0.00	0.00	0.0%
b) Uses		7630-7699	0.00	0.00	0.00	0.00	0.00	0.0%
3) Contributions		8980-8999	(757,297.35)	(730,184.23)	0.00	(758,923.41)	(28,739.18)	3.9%
4) TOTAL, OTHER FINANCING SOURCES/USES			(656,406.62)	(829,293.50)	0.00	(758,923.41)		
E. NET INCREASE (DECREASE) IN FUND BALANCE (C + D4)			146,670.93	656,162.87	2,006,910.82	673,230.87		
F. FUND BALANCE, RESERVES								
1) Beginning Fund Balance								
a) As of July 1 - Unaudited		9791	254,934.65	254,934.65		254,934.65	0.00	0.0%
b) Audit Adjustments		9793	0.00	0.00		0.00	0.00	0.0%
c) As of July 1 - Audited (F1a + F1b)			254,934.65	254,934.65		254,934.65		
d) Other Restatements		9795	0.00	0.00		0.00	0.00	0.0%
e) Adjusted Beginning Balance (F1c + F1d)			254,934.65	254,934.65		254,934.65		
2) Ending Balance, June 30 (E + F1e)			401,605.58	911,097.52		928,165.52		
Components of Ending Fund Balance								
a) Nonspendable								
Revolving Cash		9711	0.00	0.00		0.00		
Stores		9712	0.00	0.00		0.00		

Description	Resource Codes	Object Codes	Original Budget (A)	Board Approved Operating Budget (B)	Actuals To Date (C)	Projected Year Totals (D)	Difference (Col B & D) (E)	% Diff Column B & D (F)
Prepaid Items		9713	0.00	0.00		0.00		
All Others		9719	0.00	0.00		0.00		
b) Restricted		9740	0.00	0.00		0.00		
c) Committed								
Stabilization Arrangements		9750	0.00	0.00		0.00		
Other Commitments		9760	0.00	0.00		0.00		
d) Assigned								
Other Assignments		9780	0.00	0.00		0.00		
e) Unassigned/Unappropriated								
Reserve for Economic Uncertainties		9789	163,034.57	681,876.24		681,876.24		
Unassigned/Unappropriated Amount		9790	238,571.01	229,221.28		246,289.28		
LCFF SOURCES								
Principal Apportionment								
State Aid - Current Year		8011	7,418,014.00	6,185,619.00	5,291,575.19	6,196,609.00	10,990.00	0.2%
Education Protection Account State Aid - Current Year		8012	1,634,276.00	2,814,134.00	1,017,331.00	2,814,134.00	0.00	0.0%
State Aid - Prior Years		8019	(175,308.44)	(175,308.44)	0.00	(175,308.44)	0.00	0.0%
Tax Relief Subventions								
Homeowners' Exemptions		8021	19,050.92	19,063.42	9,203.56	19,063.42	0.00	0.0%
Timber Yield Tax		8022	1,061.29	1,450.55	839.34	1,450.55	0.00	0.0%
Other Subventions/In-Lieu Taxes		8029	0.00	0.00	0.00	0.00	0.00	0.0%
County & District Taxes								
Secured Roll Taxes		8041	2,743,117.15	2,872,589.87	1,720,093.39	2,872,589.87	0.00	0.0%
Unsecured Roll Taxes		8042	95,703.04	99,215.01	90,503.28	99,215.01	0.00	0.0%
Prior Years' Taxes		8043	0.00	0.00	0.00	0.00	0.00	0.0%
Supplemental Taxes		8044	67,049.98	61,716.27	0.00	61,716.27	0.00	0.0%
Education Revenue Augmentation Fund (ERAF)		8045	(41,225.13)	(118,648.67)	396,381.44	(118,648.67)	0.00	0.0%
Community Redevelopment Funds (SB 617/699/1992)		8047	0.00	0.00	0.00	0.00	0.00	0.0%
Penalties and Interest from Delinquent Taxes		8048	0.00	0.00	0.00	0.00	0.00	0.0%
Miscellaneous Funds (EC 41604)								
Royalties and Bonuses		8081	0.00	0.00	0.00	0.00	0.00	0.0%
Other In-Lieu Taxes		8082	0.00	0.00	0.00	0.00	0.00	0.0%
Less: Non-LCFF								
(50%) Adjustment		8089	0.00	0.00	0.00	0.00	0.00	0.0%
Subtotal, LCFF Sources			11,761,738.81	11,759,831.01	8,525,927.20	11,770,821.01	10,990.00	0.1%
LCFF Transfers								
Unrestricted LCFF								
Transfers - Current Year	0000	8091	0.00	0.00	0.00	0.00	0.00	0.0%
All Other LCFF Transfers - Current Year	All Other	8091	0.00	0.00	0.00	0.00	0.00	0.0%
Transfers to Charter Schools in Lieu of Property Taxes		8096	0.00	0.00	0.00	0.00	0.00	0.0%
Property Taxes Transfers		8097	0.00	0.00	0.00	0.00	0.00	0.0%
LCFF Transfers - Prior Years		8099	0.00	0.00	0.00	0.00	0.00	0.0%
TOTAL, LCFF SOURCES			11,761,738.81	11,759,831.01	8,525,927.20	11,770,821.01	10,990.00	0.1%

Description	Resource Codes	Object Codes	Original Budget (A)	Board Approved Operating Budget (B)	Actuals To Date (C)	Projected Year Totals (D)	Difference (Col B & D) (E)	% Diff Column B & D (F)
FEDERAL REVENUE								
Maintenance and Operations		8110	0.00	0.00	0.00	0.00	0.00	0.0%
Special Education Entitlement		8181	0.00	0.00	0.00	0.00		
Special Education Discretionary Grants		8182	0.00	0.00	0.00	0.00		
Child Nutrition Programs		8220	0.00	0.00	0.00	0.00		
Donated Food Commodities		8221	0.00	0.00	0.00	0.00		
Forest Reserve Funds		8260	0.00	0.00	26,227.32	0.00	0.00	0.0%
Flood Control Funds		8270	0.00	0.00	0.00	0.00	0.00	0.0%
Wildlife Reserve Funds		8280	0.00	0.00	0.00	0.00	0.00	0.0%
FEMA		8281	0.00	0.00	0.00	0.00	0.00	0.0%
Interagency Contracts Between LEAs		8285	0.00	0.00	0.00	0.00	0.00	0.0%
Pass-Through Revenues from Federal Sources		8287	0.00	0.00	0.00	0.00		
Title I, Part A, Basic	3010	8290						
Title I, Part D, Local Delinquent Programs	3025	8290						
Title II, Part A, Supporting Effective Instruction	4035	8290						
Title III, Immigrant Student Program	4201	8290						
Title III, English Learner Program	4203	8290						
Public Charter Schools Grant Program (PCSGP)	4610	8290						
Other Every Student Succeeds Act	3040, 3060, 3061, 3110, 3150, 3155, 3182, 4037, 4123, 4124, 4126, 4127, 4128, 5630	8290						
Career and Technical Education	3500-3599	8290						
All Other Federal Revenue	All Other	8290	0.00	0.00	0.00	0.00	0.00	0.0%
TOTAL, FEDERAL REVENUE			0.00	0.00	26,227.32	0.00	0.00	0.0%
OTHER STATE REVENUE								
Other State Apportionments								
Special Education Master Plan								
Current Year	6500	8311						
Prior Years	6500	8319						
All Other State Apportionments - Current Year	All Other	8311	0.00	0.00	0.00	0.00	0.00	0.0%
All Other State Apportionments - Prior Years	All Other	8319	0.00	0.00	0.00	0.00	0.00	0.0%
Child Nutrition Programs		8520	0.00	0.00	0.00	0.00		
Mandated Costs Reimbursements		8550	32,541.64	32,275.41	31,186.00	32,275.41	0.00	0.0%
Lottery - Unrestricted and Instructional Materials		8560	159,003.68	156,877.30	89,302.32	156,877.30	0.00	0.0%
Tax Relief Subventions								
Restricted Levies - Other								
Homeowners' Exemptions		8575	0.00	0.00	0.00	0.00		
Other Subventions/In-Lieu Taxes		8576	0.00	0.00	0.00	0.00		
Pass-Through Revenues from State Sources		8587	0.00	0.00	0.00	0.00	0.00	0.0%

Description	Resource Codes	Object Codes	Original Budget (A)	Board Approved Operating Budget (B)	Actuals To Date (C)	Projected Year Totals (D)	Difference (Col B & D) (E)	% Diff Column B & D (F)
Expanded Learning Opportunities Program (ELO-P)	2600	8590						
After School Education and Safety (ASES)	6010	8590						
Charter School Facility Grant	6030	8590						
Career Technical Education Incentive Grant Program	6387	8590						
Drug/Alcohol/Tobacco Funds	6650, 6690, 6695	8590						
Califomia Clean Energy Jobs Act	6230	8590						
Arts and Music in Schools (Prop 28)	6770	8590						
Specialized Secondary	7370	8590						
American Indian Early Childhood Education	7210	8590						
All Other State Revenue	All Other	8590	83,453.00	83,453.00	2,704.50	83,453.00	0.00	0.0%
TOTAL, OTHER STATE REVENUE			274,998.32	272,605.71	123,192.82	272,605.71	0.00	0.0%
OTHER LOCAL REVENUE								
Olher Local Revenue								
County and District Taxes								
Other Restricted Levies								
Secured Roll		8615	0.00	0.00	0.00	0.00		
Unsecured Roll		8616	0.00	0.00	0.00	0.00		
Prior Years' Taxes		8617	0.00	0.00	0.00	0.00		
Supplemental Taxes		8618	0.00	0.00	0.00	0.00		
Non-Ad Valorem Taxes								
Parcel Taxes		8621	0.00	0.00	0.00	0.00	0.00	0.0%
Other		8622	0.00	0.00	0.00	0.00	0.00	0.0%
Community Redevelopment Funds Not Subject to LCFF Deduction		8625	0.00	0.00	0.00	0.00		
Penalties and Interest from Delinquent Non-LCFF Taxes		8629	0.00	0.00	0.00	0.00		
Sales								
Sale of Equipment/Supplies		8631	0.00	0.00	0.00	0.00	0.00	0.0%
Sale of Publications		8632	0.00	0.00	0.00	0.00	0.00	0.0%
Food Service Sales		8634	0.00	0.00	0.00	0.00	0.00	0.0%
All Other Sales		8639	0.00	0.00	0.00	0.00	0.00	0.0%
Leases and Rentals		8650	0.00	0.00	0.00	0.00	0.00	0.0%
Interest		8660	65,004.58	65,004.58	19,460.18	65,004.58	0.00	0.0%
Net Increase (Decrease) in the Fair Value of Investments		8662	0.00	0.00	0.00	0.00	0.00	0.0%
Fees and Contracts								
Adult Education Fees		8671	0.00	0.00	0.00	0.00	0.00	0.0%
Non-Resident Students		8672	0.00	0.00	0.00	0.00	0.00	0.0%
Transportation Fees From Individuals		8675	0.00	0.00	0.00	0.00	0.00	0.0%
Interagency Services		8677	0.00	0.00	0.00	0.00	0.00	0.0%
Mitigation/Developer Fees		8681	0.00	0.00	0.00	0.00	0.00	0.0%
All Other Fees and Contracts		8689	0.00	0.00	0.00	0.00	0.00	0.0%
Other Local Revenue								
Plus: Misc Funds Non-LCFF (50%) Adjustment		8691	0.00	0.00	0.00	0.00	0.00	0.0%

Description	Resource Codes	Object Codes	Original Budget (A)	Board Approved Operating Budget (B)	Actuals To Date (C)	Projected Year Totals (D)	Difference (Col B & D) (E)	% Diff Column B & D (F)
Pass-Through Revenues From Local Sources		8697	0.00	0.00	0.00	0.00		
All Other Local Revenue		8699	180,000.00	791,910.35	239,566.17	791,910.35	0.00	0.0%
Tuition		8710	0.00	0.00	0.00	0.00	0.00	0.0%
All Other Transfers In		8781-8783	0.00	0.00	0.00	0.00	0.00	0.0%
Transfers Of Apportionments								
Special Education SELPA Transfers								
From Districts or Charter Schools	6500	8791						
From County Offices	6500	8792						
From JPAs	6500	8793						
ROC/P Transfers								
From Districts or Charter Schools	6360	8791						
From County Offices	6360	8792						
From JPAs	6360	8793						
Other Transfers of Apportionments								
From Districts or Charter Schools	All Other	8791	0.00	0.00	0.00	0.00	0.00	0.0%
From County Offices	All Other	8792	0.00	0.00	0.00	0.00	0.00	0.0%
From JPAs	All Other	8793	0.00	0.00	0.00	0.00	0.00	0.0%
All Other Transfers In from All Others		8799	0.00	0.00	0.00	0.00	0.00	0.0%
TOTAL, OTHER LOCAL REVENUE			245,004.58	856,914.93	259,026.35	856,914.93	0.00	0.0%
TOTAL, REVENUES			12,281,741.71	12,889,351.65	8,934,373.69	12,900,341.65	10,990.00	0.1%
CERTIFICATED SALARIES								
Certificated Teachers' Salaries		1100	4,203,201.65	4,168,090.25	2,454,491.80	4,168,090.25	0.00	0.0%
Certificated Pupil Support Salaries		1200	75,217.63	0.00	0.00	0.00	0.00	0.0%
Certificated Supervisors' and Administrators' Salaries		1300	400,386.00	400,746.00	277,781.81	400,746.00	0.00	0.0%
Other Certificated Salaries		1900	4,085.20	4,085.20	8,000.00	4,085.20	0.00	0.0%
TOTAL, CERTIFICATED SALARIES			4,682,890.48	4,572,921.45	2,740,273.61	4,572,921.45	0.00	0.0%
CLASSIFIED SALARIES								
Classified Instructional Salaries		2100	680,106.73	602,102.01	330,468.41	620,209.28	(18,107.27)	-3.0%
Classified Support Salaries		2200	419,811.85	512,025.44	339,385.84	467,869.04	44,156.40	8.6%
Classified Supervisors' and Administrators' Salaries		2300	315,229.42	315,229.42	182,640.53	315,229.42	0.00	0.0%
Clerical, Technical and Office Salaries		2400	441,874.47	361,707.98	221,560.64	361,707.98	0.00	0.0%
Other Classified Salaries		2900	24,701.51	27,785.91	12,799.84	27,785.91	0.00	0.0%
TOTAL, CLASSIFIED SALARIES			1,881,723.98	1,818,850.76	1,086,855.26	1,792,801.63	26,049.13	1.4%
EMPLOYEE BENEFITS								
STRS		3101-3102	900,160.20	873,428.03	463,440.32	873,428.03	0.00	0.0%
PERS		3201-3202	504,490.22	487,633.91	350,859.95	480,650.13	6,983.78	1.4%
OASDI/Medicare/Alternative		3301-3302	212,288.71	205,449.50	140,100.60	203,456.74	1,992.76	1.0%
Health and Welfare Benefits		3401-3402	1,088,844.79	1,044,979.98	626,708.96	1,024,951.88	20,028.10	1.9%
Unemployment Insurance		3501-3502	3,297.37	3,195.94	1,843.81	3,182.92	13.02	0.4%
Workers' Compensation		3601-3602	134,292.62	130,162.10	75,066.14	129,631.63	530.47	0.4%
OPEB, Allocated		3701-3702	8,997.00	8,997.00	20,985.95	8,997.00	0.00	0.0%
OPEB, Active Employees		3751-3752	81,830.00	81,830.00	0.00	81,830.00	0.00	0.0%
Other Employee Benefits		3901-3902	6,027.42	6,027.42	4,245.99	6,027.42	0.00	0.0%

Description	Resource Codes	Object Codes	Original Budget (A)	Board Approved Operating Budget (B)	Actuals To Date (C)	Projected Year Totals (D)	Difference (Col B & D) (E)	% Diff Column B & D (F)
TOTAL, EMPLOYEE BENEFITS			2,940,228.33	2,841,703.88	1,683,251.72	2,812,155.75	29,548.13	1.0%
BOOKS AND SUPPLIES								
Approved Textbooks and Core Curricula Materials		4100	25,000.00	25,000.00	0.00	25,000.00	0.00	0.0%
Books and Other Reference Materials		4200	565.00	565.00	0.00	565.00	0.00	0.0%
Materials and Supplies		4300	250,296.01	266,519.45	109,968.34	270,614.75	(4,095.30)	-1.5%
Noncapitalized Equipment		4400	0.00	58,436.48	60,186.91	59,869.84	(1,433.36)	-2.5%
Food		4700	0.00	0.00	0.00	0.00	0.00	0.0%
TOTAL, BOOKS AND SUPPLIES			275,861.01	350,520.93	170,155.25	356,049.59	(5,528.66)	-1.6%
SERVICES AND OTHER OPERATING EXPENDITURES								
Subagreements for Services		5100	249,066.60	249,066.60	176,732.42	249,066.60	0.00	0.0%
Travel and Conferences		5200	16,150.00	28,991.27	24,408.85	30,855.77	(1,864.50)	-6.4%
Dues and Memberships		5300	5,590.00	15,228.00	16,234.16	16,228.00	(1,000.00)	-6.6%
Insurance		5400-5450	257,697.57	257,697.57	243,990.37	257,697.57	0.00	0.0%
Operations and Housekeeping Services		5500	466,895.00	476,295.00	271,693.06	476,295.00	0.00	0.0%
Rentals, Leases, Repairs, and Noncapitalized Improvements		5600	217,750.00	223,459.42	93,058.73	224,080.42	(621.00)	-0.3%
Transfers of Direct Costs		5710	(66,233.43)	(98,658.43)	0.00	(123,448.38)	24,789.95	-25.1%
Transfers of Direct Costs - Interfund		5750	0.00	0.00	0.00	0.00	0.00	0.0%
Professional/Consulting Services and Operating Expenditures		5800	562,638.60	679,412.81	414,046.43	815,077.95	(135,665.14)	-20.0%
Communications		5900	33,767.09	33,767.09	6,763.01	33,767.09	0.00	0.0%
TOTAL, SERVICES AND OTHER OPERATING EXPENDITURES			1,743,321.43	1,865,259.33	1,246,927.03	1,979,620.02	(114,360.69)	-6.1%
CAPITAL OUTLAY								
Land		6100	0.00	0.00	0.00	0.00	0.00	0.0%
Land Improvements		6170	0.00	0.00	0.00	0.00	0.00	0.0%
Buildings and Improvements of Buildings		6200	0.00	0.00	0.00	0.00	0.00	0.0%
Books and Media for New School Libraries or Major Expansion of School Libraries		6300	0.00	0.00	0.00	0.00	0.00	0.0%
Equipment		6400	0.00	0.00	0.00	0.00	0.00	0.0%
Equipment Replacement		6500	0.00	0.00	0.00	0.00	0.00	0.0%
Lease Assets		6600	0.00	0.00	0.00	0.00	0.00	0.0%
Subscription Assets		6700	0.00	0.00	0.00	0.00	0.00	0.0%
TOTAL, CAPITAL OUTLAY			0.00	0.00	0.00	0.00	0.00	0.0%
OTHER OUTGO (excluding Transfers of Indirect Costs)								
Tuition								
Tuition for Instruction Under Interdistrict Attendance Agreements		7110	0.00	0.00	0.00	0.00	0.00	0.0%
State Special Schools		7130	0.00	0.00	0.00	0.00	0.00	0.0%
Tuition, Excess Costs, and/or Deficit Payments								
Payments to Districts or Charter Schools		7141	0.00	0.00	0.00	0.00	0.00	0.0%
Payments to County Offices		7142	149,978.00	149,978.00	0.00	149,978.00	0.00	0.0%
Payments to JPAs		7143	0.00	0.00	0.00	0.00	0.00	0.0%
Transfers of Pass-Through Revenues								

Description	Resource Codes	Object Codes	Original Budget (A)	Board Approved Operating Budget (B)	Actuals To Date (C)	Projected Year Totals (D)	Difference (Col B & D) (E)	% Diff Column B & D (F)
To Districts or Charter Schools		7211	0.00	0.00	0.00	0.00	0.00	0.0%
To County Offices		7212	0.00	0.00	0.00	0.00	0.00	0.0%
To JPAs		7213	0.00	0.00	0.00	0.00	0.00	0.0%
Special Education SELPA Transfers of Apportionments								
To Districts or Charter Schools	6500	7221						
To County Offices	6500	7222						
To JPAs	6500	7223						
ROC/P Transfers of Apportionments								
To Districts or Charter Schools	6360	7221						
To County Offices	6360	7222						
To JPAs	6360	7223						
Other Transfers of Apportionments	All Other	7221-7223	0.00	0.00	0.00	0.00	0.00	0.0%
All Other Transfers		7281-7283	0.00	0.00	0.00	0.00	0.00	0.0%
All Other Transfers Out to All Others		7299	0.00	0.00	0.00	0.00	0.00	0.0%
Debt Service								
Debt Service - Interest		7438	0.00	0.00	0.00	0.00	0.00	0.0%
Other Debt Service - Principal		7439	0.00	0.00	0.00	0.00	0.00	0.0%
TOTAL, OTHER OUTGO (excluding Transfers of Indirect Costs)			149,978.00	149,978.00	0.00	149,978.00	0.00	0.0%
OTHER OUTGO - TRANSFERS OF INDIRECT COSTS								
Transfers of Indirect Costs		7310	(195,339.07)	(195,339.07)	0.00	(195,339.07)	0.00	0.0%
Transfers of Indirect Costs - Interfund		7350	0.00	0.00	0.00	0.00	0.00	0.0%
TOTAL, OTHER OUTGO - TRANSFERS OF INDIRECT COSTS			(195,339.07)	(195,339.07)	0.00	(195,339.07)	0.00	0.0%
TOTAL, EXPENDITURES			11,478,664.16	11,403,895.28	6,927,462.87	11,468,187.37	(64,292.09)	-0.6%
INTERFUND TRANSFERS								
INTERFUND TRANSFERS IN								
From: Special Reserve Fund		8912	0.00	0.00	0.00	0.00	0.00	0.0%
From: Bond Interest and Redemption Fund		8914	0.00	0.00	0.00	0.00	0.00	0.0%
Other Authorized Interfund Transfers In		8919	0.00	0.00	0.00	0.00	0.00	0.0%
(a) TOTAL, INTERFUND TRANSFERS IN			0.00	0.00	0.00	0.00	0.00	0.0%
INTERFUND TRANSFERS OUT								
To: Child Development Fund		7611	0.00	0.00	0.00	0.00	0.00	0.0%
To: Special Reserve Fund		7612	0.00	0.00	0.00	0.00	0.00	0.0%
To: State School Building Fund/ County School Facilities Fund		7613	0.00	0.00	0.00	0.00	0.00	0.0%
To: Cafeteria Fund		7616	99,109.27	99,109.27	0.00	0.00	99,109.27	100.0%
Other Authorized Interfund Transfers Out		7619	0.00	0.00	0.00	0.00	0.00	0.0%
(b) TOTAL, INTERFUND TRANSFERS OUT			99,109.27	99,109.27	0.00	0.00	99,109.27	100.0%
OTHER SOURCES/USES								
SOURCES								
State Apportionments								
Emergency Apportionments		8931	0.00	0.00	0.00	0.00	0.00	0.0%
Proceeds								

Description	Resource Codes	Object Codes	Original Budget (A)	Board Approved Operating Budget (B)	Actuals To Date (C)	Projected Year Totals (D)	Difference (Col B & D) (E)	% Diff Column B & D (F)
Proceeds from Disposal of Capital Assets		8953	0.00	0.00	0.00	0.00	0.00	0.0%
Other Sources								
Transfers from Funds of Lapsed/Reorganized LEAs		8965	0.00	0.00	0.00	0.00	0.00	0.0%
Long-Term Debt Proceeds								
Proceeds from Certificates of Participation		8971	0.00	0.00	0.00	0.00	0.00	0.0%
Proceeds from Leases		8972	0.00	0.00	0.00	0.00	0.00	0.0%
Proceeds from Lease Revenue Bonds		8973	0.00	0.00	0.00	0.00	0.00	0.0%
Proceeds from SBITAs		8974	0.00	0.00	0.00	0.00	0.00	0.0%
All Other Financing Sources		8979	200,000.00	0.00	0.00	0.00	0.00	0.0%
(c) TOTAL, SOURCES			200,000.00	0.00	0.00	0.00	0.00	0.0%
USES								
Transfers of Funds from Lapsed/Reorganized LEAs		7651	0.00	0.00	0.00	0.00	0.00	0.0%
All Other Financing Uses		7699	0.00	0.00	0.00	0.00	0.00	0.0%
(d) TOTAL, USES			0.00	0.00	0.00	0.00	0.00	0.0%
CONTRIBUTIONS								
Contributions from Unrestricted Revenues		8980	(757,297.35)	(730,184.23)	0.00	(758,923.41)	(28,739.18)	3.9%
Contributions from Restricted Revenues		8990	0.00	0.00	0.00	0.00	0.00	0.0%
(e) TOTAL, CONTRIBUTIONS			(757,297.35)	(730,184.23)	0.00	(758,923.41)	(28,739.18)	3.9%
TOTAL, OTHER FINANCING SOURCES/USES (a - b + c - d + e)			(656,406.62)	(829,293.50)	0.00	(758,923.41)	70,370.09	-8.5%

Description	Resource Codes	Object Codes	Original Budget (A)	Board Approved Operating Budget (B)	Actuals To Date (C)	Projected Year Totals (D)	Difference (Col B & D) (E)	% Diff Column B & D (F)
A. REVENUES								
1) LCFF Sources		8010-8099	0.00	0.00	0.00	0.00	0.00	0.0%
2) Federal Revenue		8100-8299	885,005.20	884,918.20	151,723.44	887,177.20	2,259.00	0.3%
3) Other State Revenue		8300-8599	1,815,820.51	2,863,847.30	700,013.54	2,863,847.30	0.00	0.0%
4) Other Local Revenue		8600-8799	423,659.93	423,659.93	305,306.54	423,659.93	0.00	0.0%
5) TOTAL, REVENUES			3,124,485.64	4,172,425.43	1,157,043.52	4,174,684.43		
B. EXPENDITURES								
1) Certificated Salaries		1000-1999	828,522.38	817,777.00	603,109.39	862,777.00	(45,000.00)	-5.5%
2) Classified Salaries		2000-2999	946,863.18	1,108,226.03	817,737.24	1,409,902.87	(301,676.84)	-27.2%
3) Employee Benefits		3000-3999	767,326.32	835,910.77	567,444.15	983,503.32	(147,592.55)	-17.7%
4) Books and Supplies		4000-4999	664,527.70	748,029.86	97,550.79	458,728.04	289,301.82	38.7%
5) Services and Other Operating Expenditures		5000-5999	566,617.77	901,455.64	484,182.59	995,024.30	(93,568.66)	-10.4%
6) Capital Outlay		6000-6999	70,430.00	299,371.28	84,192.63	309,890.48	(10,519.20)	-3.5%
7) Other Outgo (excluding Transfers of Indirect Costs)		7100-7299 7400-7499	160,029.73	113,553.46	0.00	113,553.46	0.00	0.0%
8) Other Outgo - Transfers of Indirect Costs		7300-7399	195,339.07	195,339.07	0.00	195,339.07	0.00	0.0%
9) TOTAL, EXPENDITURES			4,199,656.15	5,019,663.11	2,654,216.79	5,328,718.54		
C. EXCESS (DEFICIENCY) OF REVENUES OVER EXPENDITURES BEFORE OTHER FINANCING SOURCES AND USES (A5 - B9)			(1,075,170.51)	(847,237.68)	(1,497,173.27)	(1,154,034.11)		
D. OTHER FINANCING SOURCES/USES								
1) Interfund Transfers								
a) Transfers In		8900-8929	0.00	0.00	0.00	0.00	0.00	0.0%
b) Transfers Out		7600-7629	250,000.00	250,000.00	20,000.00	250,000.00	0.00	0.0%
2) Other Sources/Uses								
a) Sources		8930-8979	0.00	0.00	0.00	0.00	0.00	0.0%
b) Uses		7630-7699	0.00	0.00	0.00	0.00	0.00	0.0%
3) Contributions		8980-8999	757,297.35	730,184.23	0.00	758,923.41	28,739.18	3.9%
4) TOTAL, OTHER FINANCING SOURCES/USES			507,297.35	480,184.23	(20,000.00)	508,923.41		
E. NET INCREASE (DECREASE) IN FUND BALANCE (C + D4)			(567,873.16)	(367,053.45)	(1,517,173.27)	(645,110.70)		
F. FUND BALANCE, RESERVES								
1) Beginning Fund Balance								
a) As of July 1 - Unaudited		9791	2,122,384.48	2,122,384.48		2,122,384.48	0.00	0.0%
b) Audit Adjustments		9793	0.00	0.00		0.00	0.00	0.0%
c) As of July 1 - Audited (F1a + F1b)			2,122,384.48	2,122,384.48		2,122,384.48		
d) Other Restatements		9795	0.00	0.00		0.00	0.00	0.0%
e) Adjusted Beginning Balance (F1c + F1d)			2,122,384.48	2,122,384.48		2,122,384.48		
2) Ending Balance, June 30 (E + F1e)			1,554,511.32	1,755,331.03		1,477,273.78		
Components of Ending Fund Balance								
a) Nonspendable								
Revolving Cash		9711	0.00	0.00		0.00		
Stores		9712	0.00	0.00		0.00		
Prepaid Items		9713	0.00	0.00		0.00		

Description	Resource Codes	Object Codes	Original Budget (A)	Board Approved Operating Budget (B)	Actuals To Date (C)	Projected Year Totals (D)	Difference (Col B & D) (E)	% Diff Column B & D (F)
All Others		9719	0.00	0.00		0.00		
b) Restricted		9740	1,557,699.13	1,755,331.03		1,477,273.78		
c) Committed								
Stabilization Arrangements		9750	0.00	0.00		0.00		
Other Commitments		9760	0.00	0.00		0.00		
d) Assigned								
Other Assignments		9780	0.00	0.00		0.00		
e) Unassigned/Unappropriated								
Reserve for Economic Uncertainties		9789	0.00	0.00		0.00		
Unassigned/Unappropriated Amount		9790	(3,187.81)	0.00		0.00		
LCFF SOURCES								
Principal Apportionment								
State Aid - Current Year		8011	0.00	0.00	0.00	0.00		
Education Protection Account State Aid - Current Year		8012	0.00	0.00	0.00	0.00		
State Aid - Prior Years		8019	0.00	0.00	0.00	0.00		
Tax Relief Subventions								
Homeowners' Exemptions		8021	0.00	0.00	0.00	0.00		
Timber Yield Tax		8022	0.00	0.00	0.00	0.00		
Other Subventions/In-Lieu Taxes		8029	0.00	0.00	0.00	0.00		
County & District Taxes								
Secured Roll Taxes		8041	0.00	0.00	0.00	0.00		
Unsecured Roll Taxes		8042	0.00	0.00	0.00	0.00		
Prior Years' Taxes		8043	0.00	0.00	0.00	0.00		
Supplemental Taxes		8044	0.00	0.00	0.00	0.00		
Education Revenue Augmentation Fund (ERAF)		8045	0.00	0.00	0.00	0.00		
Community Redevelopment Funds (SB 617/699/1992)		8047	0.00	0.00	0.00	0.00		
Penalties and Interest from Delinquent Taxes		8048	0.00	0.00	0.00	0.00		
Miscellaneous Funds (EC 41604)								
Royalties and Bonuses		8081	0.00	0.00	0.00	0.00		
Other In-Lieu Taxes		8082	0.00	0.00	0.00	0.00		
Less: Non-LCFF								
(50%) Adjustment		8089	0.00	0.00	0.00	0.00		
Subtotal, LCFF Sources			0.00	0.00	0.00	0.00		
LCFF Transfers								
Unrestricted LCFF								
Transfers - Current Year	0000	8091						
All Other LCFF Transfers - Current Year	All Other	8091	0.00	0.00	0.00	0.00	0.00	0.0%
Transfers to Charter Schools in Lieu of Property Taxes		8096	0.00	0.00	0.00	0.00		
Property Taxes Transfers		8097	0.00	0.00	0.00	0.00	0.00	0.0%
LCFF Transfers - Prior Years		8099	0.00	0.00	0.00	0.00	0.00	0.0%
TOTAL, LCFF SOURCES			0.00	0.00	0.00	0.00	0.00	0.0%
FEDERAL REVENUE								

Description	Resource Codes	Object Codes	Original Budget (A)	Board Approved Operating Budget (B)	Actuals To Date (C)	Projected Year Totals (D)	Difference (Col B & D) (E)	% Diff Column B & D (F)
Maintenance and Operations		8110	0.00	0.00	0.00	0.00	0.00	0.0%
Special Education Entitlement		8181	328,336.20	328,336.20	0.00	328,336.20	0.00	0.0%
Special Education Discretionary Grants		8182	31,000.00	41,428.00	10,428.00	43,687.00	2,259.00	5.5%
Child Nutrition Programs		8220	0.00	0.00	0.00	0.00	0.00	0.0%
Donated Food Commodities		8221	0.00	0.00	0.00	0.00	0.00	0.0%
Forest Reserve Funds		8260	0.00	0.00	0.00	0.00		
Flood Control Funds		8270	0.00	0.00	0.00	0.00		
Wildlife Reserve Funds		8280	0.00	0.00	0.00	0.00		
FEMA		8281	0.00	0.00	0.00	0.00	0.00	0.0%
Interagency Contracts Between LEAs		8285	0.00	0.00	0.00	0.00	0.00	0.0%
Pass-Through Revenues from Federal Sources		8287	0.00	0.00	0.00	0.00	0.00	0.0%
Title I, Part A, Basic	3010	8290	379,503.00	372,901.00	90,317.00	372,901.00	0.00	0.0%
Title I, Part D, Local Delinquent Programs	3025	8290	0.00	0.00	0.00	0.00	0.00	0.0%
Title II, Part A, Supporting Effective Instruction	4035	8290	40,604.00	44,328.00	11,855.00	44,328.00	0.00	0.0%
Title III, Immigrant Student Program	4201	8290	0.00	0.00	0.00	0.00	0.00	0.0%
Title III, English Learner Program	4203	8290	0.00	0.00	0.00	0.00	0.00	0.0%
Public Charter Schools Grant Program (PCSGP)	4610	8290	0.00	0.00	0.00	0.00	0.00	0.0%
Other Every Student Succeeds Act	3040, 3060, 3061, 3110, 3150, 3155, 3182, 4037, 4123, 4124, 4126, 4127, 4128, 5630	8290	35,154.00	27,517.00	21,995.00	27,517.00	0.00	0.0%
Career and Technical Education	3500-3599	8290	0.00	0.00	0.00	0.00	0.00	0.0%
All Other Federal Revenue	All Other	8290	70,408.00	70,408.00	17,128.44	70,408.00	0.00	0.0%
TOTAL, FEDERAL REVENUE			885,005.20	884,918.20	151,723.44	887,177.20	2,259.00	0.3%
OTHER STATE REVENUE								
Other State Apportionments								
Special Education Master Plan								
Current Year	6500	8311	0.00	0.00	0.00	0.00	0.00	0.0%
Prior Years	6500	8319	0.00	0.00	0.00	0.00	0.00	0.0%
All Other State Apportionments - Current Year	All Other	8311	0.00	0.00	0.00	0.00	0.00	0.0%
All Other State Apportionments - Prior Years	All Other	8319	0.00	0.00	0.00	0.00	0.00	0.0%
Child Nutrition Programs		8520	140,430.00	140,430.00	0.00	140,430.00	0.00	0.0%
Mandated Costs Reimbursements		8550	0.00	0.00	0.00	0.00		
Lottery - Unrestricted and Instructional Materials		8560	144,918.65	144,360.23	24,341.47	144,360.23	0.00	0.0%
Tax Relief Subventions								
Restricted Levies - Other								
Homeowners' Exemptions		8575	0.00	0.00	0.00	0.00	0.00	0.0%
Other Subventions/In-Lieu Taxes		8576	0.00	0.00	0.00	0.00	0.00	0.0%
Pass-Through Revenues from State Sources		8587	0.00	0.00	0.00	0.00	0.00	0.0%

Description	Resource Codes	Object Codes	Original Budget (A)	Board Approved Operating Budget (B)	Actuals To Date (C)	Projected Year Totals (D)	Difference (Col B & D) (E)	% Diff Column B & D (F)
Expanded Learning Opportunities Program (ELO-P)	2600	8590	704,810.00	1,251,639.00	0.00	1,251,639.00	0.00	0.0%
After School Education and Safety (ASES)	6010	8590	0.00	0.00	0.00	0.00	0.00	0.0%
Charter School Facility Grant	6030	8590	0.00	0.00	0.00	0.00	0.00	0.0%
Career Technical Education Incentive Grant Program	6387	8590	0.00	0.00	0.00	0.00	0.00	0.0%
Drug/Alcohol/Tobacco Funds	6650, 6690, 6695	8590	0.00	0.00	0.00	0.00	0.00	0.0%
California Clean Energy Jobs Act	6230	8590	0.00	0.00	0.00	0.00	0.00	0.0%
Arts and Music in Schools (Prop 28)	6770	8590	147,326.00	160,602.00	0.00	160,602.00	0.00	0.0%
Specialized Secondary	7370	8590	0.00	0.00	0.00	0.00	0.00	0.0%
American Indian Early Childhood Education	7210	8590	58,157.99	60,000.00	59,866.67	60,000.00	0.00	0.0%
All Other State Revenue	All Other	8590	620,177.87	1,106,816.07	615,805.40	1,106,816.07	0.00	0.0%
TOTAL, OTHER STATE REVENUE			1,815,820.51	2,863,847.30	700,013.54	2,863,847.30	0.00	0.0%
OTHER LOCAL REVENUE								
Other Local Revenue								
County and District Taxes								
Other Restricted Levies								
Secured Roll		8615	0.00	0.00	0.00	0.00	0.00	0.0%
Unsecured Roll		8616	0.00	0.00	0.00	0.00	0.00	0.0%
Prior Years' Taxes		8617	0.00	0.00	0.00	0.00	0.00	0.0%
Supplemental Taxes		8618	0.00	0.00	0.00	0.00	0.00	0.0%
Non-Ad Valorem Taxes								
Parcel Taxes		8621	0.00	0.00	0.00	0.00	0.00	0.0%
Other		8622	0.00	0.00	0.00	0.00	0.00	0.0%
Community Redevelopment Funds Not Subject to LCFF Deduction		8625	0.00	0.00	0.00	0.00	0.00	0.0%
Penalties and Interest from Delinquent Non-LCFF Taxes		8629	0.00	0.00	0.00	0.00	0.00	0.0%
Sales								
Sale of Equipment/Supplies		8631	0.00	0.00	0.00	0.00	0.00	0.0%
Sale of Publications		8632	0.00	0.00	0.00	0.00	0.00	0.0%
Food Service Sales		8634	0.00	0.00	0.00	0.00	0.00	0.0%
All Other Sales		8639	0.00	0.00	0.00	0.00	0.00	0.0%
Leases and Rentals		8650	0.00	0.00	0.00	0.00	0.00	0.0%
Interest		8660	0.00	0.00	0.00	0.00	0.00	0.0%
Net Increase (Decrease) in the Fair Value of Investments		8662	0.00	0.00	0.00	0.00	0.00	0.0%
Fees and Contracts								
Adult Education Fees		8671	0.00	0.00	0.00	0.00		
Non-Resident Students		8672	0.00	0.00	0.00	0.00		
Transportation Fees From Individuals		8675	0.00	0.00	0.00	0.00	0.00	0.0%
Interagency Services		8677	269,402.00	269,402.00	305,306.54	269,402.00	0.00	0.0%
Mitigation/Developer Fees		8681	0.00	0.00	0.00	0.00	0.00	0.0%
All Other Fees and Contracts		8689	0.00	0.00	0.00	0.00	0.00	0.0%
Other Local Revenue								
Plus: Misc Funds Non-LCFF (50%) Adjustment		8691	0.00	0.00	0.00	0.00		

Description	Resource Codes	Object Codes	Original Budget (A)	Board Approved Operating Budget (B)	Actuals To Date (C)	Projected Year Totals (D)	Difference (Col B & D) (E)	% Diff Column B & D (F)
Pass-Through Revenues From Local Sources		8697	0.00	0.00	0.00	0.00	0.00	0.0%
All Other Local Revenue		8699	154,257.93	154,257.93	0.00	154,257.93	0.00	0.0%
Tuition		8710	0.00	0.00	0.00	0.00	0.00	0.0%
All Other Transfers In		8781-8783	0.00	0.00	0.00	0.00	0.00	0.0%
Transfers Of Apportionments								
Special Education SELPA Transfers								
From Districts or Charter Schools	6500	8791	0.00	0.00	0.00	0.00	0.00	0.0%
From County Offices	6500	8792	0.00	0.00	0.00	0.00	0.00	0.0%
From JPAs	6500	8793	0.00	0.00	0.00	0.00	0.00	0.0%
ROC/P Transfers								
From Districts or Charter Schools	6360	8791	0.00	0.00	0.00	0.00	0.00	0.0%
From County Offices	6360	8792	0.00	0.00	0.00	0.00	0.00	0.0%
From JPAs	6360	8793	0.00	0.00	0.00	0.00	0.00	0.0%
Other Transfers of Apportionments								
From Districts or Charter Schools	All Other	8791	0.00	0.00	0.00	0.00	0.00	0.0%
From County Offices	All Other	8792	0.00	0.00	0.00	0.00	0.00	0.0%
From JPAs	All Other	8793	0.00	0.00	0.00	0.00	0.00	0.0%
All Other Transfers In from All Others		8799	0.00	0.00	0.00	0.00	0.00	0.0%
TOTAL, OTHER LOCAL REVENUE			423,659.93	423,659.93	305,306.54	423,659.93	0.00	0.0%
TOTAL, REVENUES			3,124,485.64	4,172,425.43	1,157,043.52	4,174,684.43	2,259.00	0.1%
CERTIFICATED SALARIES								
Certificated Teachers' Salaries		1100	703,777.00	703,777.00	509,255.57	733,777.00	(30,000.00)	-4.3%
Certificated Pupil Support Salaries		1200	10,745.38	0.00	0.00	0.00	0.00	0.0%
Certificated Supervisors' and Administrators' Salaries		1300	114,000.00	114,000.00	91,753.82	129,000.00	(15,000.00)	-13.2%
Other Certificated Salaries		1900	0.00	0.00	2,100.00	0.00	0.00	0.0%
TOTAL, CERTIFICATED SALARIES			828,522.38	817,777.00	603,109.39	862,777.00	(45,000.00)	-5.5%
CLASSIFIED SALARIES								
Classified Instructional Salaries		2100	588,403.50	605,606.10	492,670.76	835,685.07	(230,078.97)	-38.0%
Classified Support Salaries		2200	239,309.70	309,204.31	184,682.32	355,802.18	(46,597.87)	-15.1%
Classified Supervisors' and Administrators' Salaries		2300	107,149.98	107,149.98	76,297.81	132,149.98	(25,000.00)	-23.3%
Clerical, Technical and Office Salaries		2400	12,000.00	86,265.64	64,086.35	86,265.64	0.00	0.0%
Other Classified Salaries		2900	0.00	0.00	0.00	0.00	0.00	0.0%
TOTAL, CLASSIFIED SALARIES			946,863.18	1,108,226.03	817,737.24	1,409,902.87	(301,676.84)	-27.2%
EMPLOYEE BENEFITS								
STRS		3101-3102	158,247.78	156,195.41	95,816.13	164,790.41	(8,595.00)	-5.5%
PERS		3201-3202	253,853.99	297,115.39	207,142.04	377,994.96	(80,879.57)	-27.2%
OASDI/Medicare/Alternative		3301-3302	84,448.60	96,637.04	73,761.01	120,367.84	(23,730.80)	-24.6%
Health and Welfare Benefits		3401-3402	233,734.34	245,778.81	161,462.89	272,932.91	(27,154.10)	-11.0%
Unemployment Insurance		3501-3502	887.66	962.99	702.91	1,136.32	(173.33)	-18.0%
Workers' Compensation		3601-3602	36,153.95	39,221.13	28,559.17	46,280.88	(7,059.75)	-18.0%
OPEB, Allocated		3701-3702	0.00	0.00	0.00	0.00	0.00	0.0%
OPEB, Active Employees		3751-3752	0.00	0.00	0.00	0.00	0.00	0.0%
Other Employee Benefits		3901-3902	0.00	0.00	0.00	0.00	0.00	0.0%

Description	Resource Codes	Object Codes	Original Budget (A)	Board Approved Operating Budget (B)	Actuals To Date (C)	Projected Year Totals (D)	Difference (Col B & D) (E)	% Diff Column B & D (F)
TOTAL, EMPLOYEE BENEFITS			767,326.32	835,910.77	567,444.15	983,503.32	(147,592.55)	-17.7%
BOOKS AND SUPPLIES								
Approved Textbooks and Core Curricula Materials		4100	103,302.27	112,734.96	13,933.48	112,734.96	0.00	0.0%
Books and Other Reference Materials		4200	19,800.00	19,800.00	0.00	19,800.00	0.00	0.0%
Materials and Supplies		4300	469,455.49	529,982.88	71,028.04	240,681.06	289,301.82	54.6%
Noncapitalized Equipment		4400	71,969.94	85,512.02	12,589.27	85,512.02	0.00	0.0%
Food		4700	0.00	0.00	0.00	0.00	0.00	0.0%
TOTAL, BOOKS AND SUPPLIES			664,527.70	748,029.86	97,550.79	458,728.04	289,301.82	38.7%
SERVICES AND OTHER OPERATING EXPENDITURES								
Subagreements for Services		5100	43,928.00	43,928.00	58,722.81	56,615.00	(12,687.00)	-28.9%
Travel and Conferences		5200	74,092.65	154,231.36	90,222.82	154,998.28	(766.92)	-0.5%
Dues and Memberships		5300	0.00	0.00	0.00	0.00	0.00	0.0%
Insurance		5400-5450	0.00	0.00	0.00	0.00	0.00	0.0%
Operations and Housekeeping Services		5500	0.00	0.00	0.00	0.00	0.00	0.0%
Rentals, Leases, Repairs, and Noncapitalized Improvements		5600	64,766.18	67,888.68	8,374.52	74,013.78	(6,125.10)	-9.0%
Transfers of Direct Costs		5710	66,233.43	98,658.43	0.00	123,448.38	(24,789.95)	-25.1%
Transfers of Direct Costs - Interfund		5750	0.00	0.00	0.00	0.00	0.00	0.0%
Professional/Consulting Services and Operating Expenditures		5800	316,393.12	535,099.17	326,170.48	584,298.86	(49,199.69)	-9.2%
Communications		5900	1,204.39	1,650.00	691.96	1,650.00	0.00	0.0%
TOTAL, SERVICES AND OTHER OPERATING EXPENDITURES			566,617.77	901,455.64	484,182.59	995,024.30	(93,568.66)	-10.4%
CAPITAL OUTLAY								
Land		6100	0.00	0.00	0.00	0.00	0.00	0.0%
Land Improvements		6170	0.00	150,000.00	0.00	150,000.00	0.00	0.0%
Buildings and Improvements of Buildings		6200	0.00	0.00	0.00	0.00	0.00	0.0%
Books and Media for New School Libraries or Major Expansion of School Libraries		6300	0.00	0.00	0.00	0.00	0.00	0.0%
Equipment		6400	70,430.00	116,449.91	46,019.91	116,449.91	0.00	0.0%
Equipment Replacement		6500	0.00	32,921.37	38,172.72	43,440.57	(10,519.20)	-32.0%
Lease Assets		6600	0.00	0.00	0.00	0.00	0.00	0.0%
Subscription Assets		6700	0.00	0.00	0.00	0.00	0.00	0.0%
TOTAL, CAPITAL OUTLAY			70,430.00	299,371.28	84,192.63	309,890.48	(10,519.20)	-3.5%
OTHER OUTGO (excluding Transfers of Indirect Costs)								
Tuition								
Tuition for Instruction Under Interdistrict Attendance Agreements		7110	0.00	0.00	0.00	0.00	0.00	0.0%
State Special Schools		7130	0.00	0.00	0.00	0.00	0.00	0.0%
Tuition, Excess Costs, and/or Deficit Payments								
Payments to Districts or Charter Schools		7141	0.00	0.00	0.00	0.00	0.00	0.0%
Payments to County Offices		7142	0.00	0.00	0.00	0.00	0.00	0.0%
Payments to JPAs		7143	0.00	0.00	0.00	0.00	0.00	0.0%
Transfers of Pass-Through Revenues								

Description	Resource Codes	Object Codes	Original Budget (A)	Board Approved Operating Budget (B)	Actuals To Date (C)	Projected Year Totals (D)	Difference (Col B & D) (E)	% Diff Column B & D (F)
To Districts or Charter Schools		7211	0.00	0.00	0.00	0.00	0.00	0.0%
To County Offices		7212	0.00	0.00	0.00	0.00	0.00	0.0%
To JPAs		7213	0.00	0.00	0.00	0.00	0.00	0.0%
Special Education SELPA Transfers of Apportionments								
To Districts or Charter Schools	6500	7221	0.00	0.00	0.00	0.00	0.00	0.0%
To County Offices	6500	7222	0.00	0.00	0.00	0.00	0.00	0.0%
To JPAs	6500	7223	0.00	0.00	0.00	0.00	0.00	0.0%
ROC/P Transfers of Apportionments								
To Districts or Charter Schools	6360	7221	0.00	0.00	0.00	0.00	0.00	0.0%
To County Offices	6360	7222	0.00	0.00	0.00	0.00	0.00	0.0%
To JPAs	6360	7223	0.00	0.00	0.00	0.00	0.00	0.0%
Other Transfers of Apportionments	All Other	7221-7223	0.00	0.00	0.00	0.00	0.00	0.0%
All Other Transfers		7281-7283	160,029.73	113,553.46	0.00	113,553.46	0.00	0.0%
All Other Transfers Out to All Others		7299	0.00	0.00	0.00	0.00	0.00	0.0%
Debt Service								
Debt Service - Interest		7438	0.00	0.00	0.00	0.00	0.00	0.0%
Other Debt Service - Principal		7439	0.00	0.00	0.00	0.00	0.00	0.0%
TOTAL, OTHER OUTGO (excluding Transfers of Indirect Costs)			160,029.73	113,553.46	0.00	113,553.46	0.00	0.0%
OTHER OUTGO - TRANSFERS OF INDIRECT COSTS								
Transfers of Indirect Costs		7310	195,339.07	195,339.07	0.00	195,339.07	0.00	0.0%
Transfers of Indirect Costs - Interfund		7350	0.00	0.00	0.00	0.00	0.00	0.0%
TOTAL, OTHER OUTGO - TRANSFERS OF INDIRECT COSTS			195,339.07	195,339.07	0.00	195,339.07	0.00	0.0%
TOTAL, EXPENDITURES			4,199,656.15	5,019,663.11	2,654,216.79	5,328,718.54	(309,055.43)	-6.2%
INTERFUND TRANSFERS								
INTERFUND TRANSFERS IN								
From: Special Reserve Fund		8912	0.00	0.00	0.00	0.00	0.00	0.0%
From: Bond Interest and Redemption Fund		8914	0.00	0.00	0.00	0.00		
Other Authorized Interfund Transfers In		8919	0.00	0.00	0.00	0.00	0.00	0.0%
(a) TOTAL, INTERFUND TRANSFERS IN			0.00	0.00	0.00	0.00	0.00	0.0%
INTERFUND TRANSFERS OUT								
To: Child Development Fund		7611	0.00	0.00	0.00	0.00	0.00	0.0%
To: Special Reserve Fund		7612	0.00	0.00	0.00	0.00	0.00	0.0%
To: State School Building Fund/ County School Facilities Fund		7613	0.00	0.00	0.00	0.00	0.00	0.0%
To: Cafeteria Fund		7616	0.00	0.00	0.00	0.00	0.00	0.0%
Other Authorized Interfund Transfers Out		7619	250,000.00	250,000.00	20,000.00	250,000.00	0.00	0.0%
(b) TOTAL, INTERFUND TRANSFERS OUT			250,000.00	250,000.00	20,000.00	250,000.00	0.00	0.0%
OTHER SOURCES/USES								
SOURCES								
State Apportionments								
Emergency Apportionments		8931	0.00	0.00	0.00	0.00		
Proceeds								

Description	Resource Codes	Object Codes	Original Budget (A)	Board Approved Operating Budget (B)	Actuals To Date (C)	Projected Year Totals (D)	Difference (Col B & D) (E)	% Diff Column B & D (F)
Proceeds from Disposal of Capital Assets		8953	0.00	0.00	0.00	0.00	0.00	0.0%
Other Sources								
Transfers from Funds of Lapsed/Reorganized LEAs		8965	0.00	0.00	0.00	0.00	0.00	0.0%
Long-Term Debt Proceeds								
Proceeds from Certificates of Participation		8971	0.00	0.00	0.00	0.00	0.00	0.0%
Proceeds from Leases		8972	0.00	0.00	0.00	0.00	0.00	0.0%
Proceeds from Lease Revenue Bonds		8973	0.00	0.00	0.00	0.00	0.00	0.0%
Proceeds from SBITAs		8974	0.00	0.00	0.00	0.00	0.00	0.0%
All Other Financing Sources		8979	0.00	0.00	0.00	0.00	0.00	0.0%
(c) TOTAL, SOURCES			0.00	0.00	0.00	0.00	0.00	0.0%
USES								
Transfers of Funds from Lapsed/Reorganized LEAs		7651	0.00	0.00	0.00	0.00	0.00	0.0%
All Other Financing Uses		7699	0.00	0.00	0.00	0.00	0.00	0.0%
(d) TOTAL, USES			0.00	0.00	0.00	0.00	0.00	0.0%
CONTRIBUTIONS								
Contributions from Unrestricted Revenues		8980	757,297.35	730,184.23	0.00	758,923.41	28,739.18	3.9%
Contributions from Restricted Revenues		8990	0.00	0.00	0.00	0.00	0.00	0.0%
(e) TOTAL, CONTRIBUTIONS			757,297.35	730,184.23	0.00	758,923.41	28,739.18	3.9%
TOTAL, OTHER FINANCING SOURCES/USES (a - b + c - d + e)			507,297.35	480,184.23	(20,000.00)	508,923.41	(28,739.18)	-6.0%

Description	Resource Codes	Object Codes	Original Budget (A)	Board Approved Operating Budget (B)	Actuals To Date (C)	Projected Year Totals (D)	Difference (Col B & D) (E)	% Diff Column B & D (F)
A. REVENUES								
1) LCFF Sources		8010-8099	11,761,738.81	11,759,831.01	8,525,927.20	11,770,821.01	10,990.00	0.1%
2) Federal Revenue		8100-8299	885,005.20	884,918.20	177,950.76	887,177.20	2,259.00	0.3%
3) Other State Revenue		8300-8599	2,090,818.83	3,136,453.01	823,206.36	3,136,453.01	0.00	0.0%
4) Other Local Revenue		8600-8799	668,664.51	1,280,574.86	564,332.89	1,280,574.86	0.00	0.0%
5) TOTAL, REVENUES			15,406,227.35	17,061,777.08	10,091,417.21	17,075,026.08		
B. EXPENDITURES								
1) Certificated Salaries		1000-1999	5,511,412.86	5,390,698.45	3,343,383.00	5,435,698.45	(45,000.00)	-0.8%
2) Classified Salaries		2000-2999	2,828,587.16	2,927,076.79	1,904,592.50	3,202,704.50	(275,627.71)	-9.4%
3) Employee Benefits		3000-3999	3,707,554.65	3,677,614.65	2,250,695.87	3,795,659.07	(118,044.42)	-3.2%
4) Books and Supplies		4000-4999	940,388.71	1,098,550.79	267,706.04	814,777.63	283,773.16	25.8%
5) Services and Other Operating Expenditures		5000-5999	2,309,939.20	2,766,714.97	1,731,109.62	2,974,644.32	(207,929.35)	-7.5%
6) Capital Outlay		6000-6999	70,430.00	299,371.28	84,192.63	309,890.48	(10,519.20)	-3.5%
7) Other Outgo (excluding Transfers of Indirect Costs)		7100-7299 7400-7499	310,007.73	263,531.46	0.00	263,531.46	0.00	0.0%
8) Other Outgo - Transfers of Indirect Costs		7300-7399	0.00	0.00	0.00	0.00	0.00	0.0%
9) TOTAL, EXPENDITURES			15,678,320.31	16,423,558.39	9,581,679.66	16,796,905.91		
C. EXCESS (DEFICIENCY) OF REVENUES OVER EXPENDITURES BEFORE OTHER FINANCING SOURCES AND USES (A5 - B9)			(272,092.96)	638,218.69	509,737.55	278,120.17		
D. OTHER FINANCING SOURCES/USES								
1) Interfund Transfers								
a) Transfers In		8900-8929	0.00	0.00	0.00	0.00	0.00	0.0%
b) Transfers Out		7600-7629	349,109.27	349,109.27	20,000.00	250,000.00	99,109.27	28.4%
2) Other Sources/Uses								
a) Sources		8930-8979	200,000.00	0.00	0.00	0.00	0.00	0.0%
b) Uses		7630-7699	0.00	0.00	0.00	0.00	0.00	0.0%
3) Contributions		8980-8999	0.00	0.00	0.00	0.00	0.00	0.0%
4) TOTAL, OTHER FINANCING SOURCES/USES			(149,109.27)	(349,109.27)	(20,000.00)	(250,000.00)		
E. NET INCREASE (DECREASE) IN FUND BALANCE (C + D4)			(421,202.23)	289,109.42	489,737.55	28,120.17		
F. FUND BALANCE, RESERVES								
1) Beginning Fund Balance								
a) As of July 1 - Unaudited		9791	2,377,319.13	2,377,319.13		2,377,319.13	0.00	0.0%
b) Audit Adjustments		9793	0.00	0.00		0.00	0.00	0.0%
c) As of July 1 - Audited (F1a + F1b)			2,377,319.13	2,377,319.13		2,377,319.13		
d) Other Restatements		9795	0.00	0.00		0.00	0.00	0.0%
e) Adjusted Beginning Balance (F1c + F1d)			2,377,319.13	2,377,319.13		2,377,319.13		
2) Ending Balance, June 30 (E + F1e)			1,956,116.90	2,666,428.55		2,405,439.30		
Components of Ending Fund Balance								
a) Nonspendable								
Revolving Cash		9711	0.00	0.00		0.00		
Stores		9712	0.00	0.00		0.00		

Description	Resource Codes	Object Codes	Original Budget (A)	Board Approved Operating Budget (B)	Actuals To Date (C)	Projected Year Totals (D)	Difference (Col B & D) (E)	% Diff Column B & D (F)
Prepaid Items		9713	0.00	0.00		0.00		
All Others		9719	0.00	0.00		0.00		
b) Restricted		9740	1,557,699.13	1,755,331.03		1,477,273.78		
c) Committed								
Stabilization Arrangements		9750	0.00	0.00		0.00		
Other Commitments		9760	0.00	0.00		0.00		
d) Assigned								
Other Assignments		9780	0.00	0.00		0.00		
e) Unassigned/Unappropriated								
Reserve for Economic Uncertainties		9789	163,034.57	681,876.24		681,876.24		
Unassigned/Unappropriated Amount		9790	235,383.20	229,221.28		246,289.28		
LCFF SOURCES								
Principal Apportionment								
State Aid - Current Year		8011	7,418,014.00	6,185,619.00	5,291,575.19	6,196,609.00	10,990.00	0.2%
Education Protection Account State Aid - Current Year		8012	1,634,276.00	2,814,134.00	1,017,331.00	2,814,134.00	0.00	0.0%
State Aid - Prior Years		8019	(175,308.44)	(175,308.44)	0.00	(175,308.44)	0.00	0.0%
Tax Relief Subventions								
Homeowners' Exemptions		8021	19,050.92	19,063.42	9,203.56	19,063.42	0.00	0.0%
Timber Yield Tax		8022	1,061.29	1,450.55	839.34	1,450.55	0.00	0.0%
Other Subventions/In-Lieu Taxes		8029	0.00	0.00	0.00	0.00	0.00	0.0%
County & District Taxes								
Secured Roll Taxes		8041	2,743,117.15	2,872,589.87	1,720,093.39	2,872,589.87	0.00	0.0%
Unsecured Roll Taxes		8042	95,703.04	99,215.01	90,503.28	99,215.01	0.00	0.0%
Prior Years' Taxes		8043	0.00	0.00	0.00	0.00	0.00	0.0%
Supplemental Taxes		8044	67,049.98	61,716.27	0.00	61,716.27	0.00	0.0%
Education Revenue Augmentation Fund (ERAF)		8045	(41,225.13)	(118,648.67)	396,381.44	(118,648.67)	0.00	0.0%
Community Redevelopment Funds (SB 617/699/1992)		8047	0.00	0.00	0.00	0.00	0.00	0.0%
Penalties and Interest from Delinquent Taxes		8048	0.00	0.00	0.00	0.00	0.00	0.0%
Miscellaneous Funds (EC 41604)								
Royalties and Bonuses		8081	0.00	0.00	0.00	0.00	0.00	0.0%
Other In-Lieu Taxes		8082	0.00	0.00	0.00	0.00	0.00	0.0%
Less: Non-LCFF								
(50%) Adjustment		8089	0.00	0.00	0.00	0.00	0.00	0.0%
Subtotal, LCFF Sources			11,761,738.81	11,759,831.01	8,525,927.20	11,770,821.01	10,990.00	0.1%
LCFF Transfers								
Unrestricted LCFF								
Transfers - Current Year	0000	8091	0.00	0.00	0.00	0.00	0.00	0.0%
All Other LCFF Transfers - Current Year	All Other	8091	0.00	0.00	0.00	0.00	0.00	0.0%
Transfers to Charter Schools in Lieu of Property Taxes		8096	0.00	0.00	0.00	0.00	0.00	0.0%
Property Taxes Transfers		8097	0.00	0.00	0.00	0.00	0.00	0.0%
LCFF Transfers - Prior Years		8099	0.00	0.00	0.00	0.00	0.00	0.0%
TOTAL, LCFF SOURCES			11,761,738.81	11,759,831.01	8,525,927.20	11,770,821.01	10,990.00	0.1%

Description	Resource Codes	Object Codes	Original Budget (A)	Board Approved Operating Budget (B)	Actuals To Date (C)	Projected Year Totals (D)	Difference (Col B & D) (E)	% Diff Column B & D (F)
FEDERAL REVENUE								
Maintenance and Operations		8110	0.00	0.00	0.00	0.00	0.00	0.0%
Special Education Entitlement		8181	328,336.20	328,336.20	0.00	328,336.20	0.00	0.0%
Special Education Discretionary Grants		8182	31,000.00	41,428.00	10,428.00	43,687.00	2,259.00	5.5%
Child Nutrition Programs		8220	0.00	0.00	0.00	0.00	0.00	0.0%
Donated Food Commodities		8221	0.00	0.00	0.00	0.00	0.00	0.0%
Forest Reserve Funds		8260	0.00	0.00	26,227.32	0.00	0.00	0.0%
Flood Control Funds		8270	0.00	0.00	0.00	0.00	0.00	0.0%
Wildlife Reserve Funds		8280	0.00	0.00	0.00	0.00	0.00	0.0%
FEMA		8281	0.00	0.00	0.00	0.00	0.00	0.0%
Interagency Contracts Between LEAs		8285	0.00	0.00	0.00	0.00	0.00	0.0%
Pass-Through Revenues from Federal Sources		8287	0.00	0.00	0.00	0.00	0.00	0.0%
Title I, Part A, Basic	3010	8290	379,503.00	372,901.00	90,317.00	372,901.00	0.00	0.0%
Title I, Part D, Local Delinquent Programs	3025	8290	0.00	0.00	0.00	0.00	0.00	0.0%
Title II, Part A, Supporting Effective Instruction	4035	8290	40,604.00	44,328.00	11,855.00	44,328.00	0.00	0.0%
Title III, Immigrant Student Program	4201	8290	0.00	0.00	0.00	0.00	0.00	0.0%
Title III, English Learner Program	4203	8290	0.00	0.00	0.00	0.00	0.00	0.0%
Public Charter Schools Grant Program (PCSGP)	4610	8290	0.00	0.00	0.00	0.00	0.00	0.0%
Other Every Student Succeeds Act	3040, 3060, 3061, 3110, 3150, 3155, 3182, 4037, 4123, 4124, 4126, 4127, 4128, 5630	8290	35,154.00	27,517.00	21,995.00	27,517.00	0.00	0.0%
Career and Technical Education	3500-3599	8290	0.00	0.00	0.00	0.00	0.00	0.0%
All Other Federal Revenue	All Other	8290	70,408.00	70,408.00	17,128.44	70,408.00	0.00	0.0%
TOTAL, FEDERAL REVENUE			885,005.20	884,918.20	177,950.76	887,177.20	2,259.00	0.3%
OTHER STATE REVENUE								
Other State Apportionments								
Special Education Master Plan								
Current Year	6500	8311	0.00	0.00	0.00	0.00	0.00	0.0%
Prior Years	6500	8319	0.00	0.00	0.00	0.00	0.00	0.0%
All Other State Apportionments - Current Year	All Other	8311	0.00	0.00	0.00	0.00	0.00	0.0%
All Other State Apportionments - Prior Years	All Other	8319	0.00	0.00	0.00	0.00	0.00	0.0%
Child Nutrition Programs		8520	140,430.00	140,430.00	0.00	140,430.00	0.00	0.0%
Mandated Costs Reimbursements		8550	32,541.64	32,275.41	31,186.00	32,275.41	0.00	0.0%
Lottery - Unrestricted and Instructional Materials		8560	303,922.33	301,237.53	113,643.79	301,237.53	0.00	0.0%
Tax Relief Subventions								
Restricted Levies - Other								
Homeowners' Exemptions		8575	0.00	0.00	0.00	0.00	0.00	0.0%
Other Subventions/In-Lieu Taxes		8576	0.00	0.00	0.00	0.00	0.00	0.0%
Pass-Through Revenues from State Sources		8587	0.00	0.00	0.00	0.00	0.00	0.0%

Description	Resource Codes	Object Codes	Original Budget (A)	Board Approved Operating Budget (B)	Actuals To Date (C)	Projected Year Totals (D)	Difference (Col B & D) (E)	% Diff Column B & D (F)
Expanded Learning Opportunities Program (ELO-P)	2600	8590	704,810.00	1,251,639.00	0.00	1,251,639.00	0.00	0.0%
After School Education and Safety (ASES)	6010	8590	0.00	0.00	0.00	0.00	0.00	0.0%
Charter School Facility Grant	6030	8590	0.00	0.00	0.00	0.00	0.00	0.0%
Career Technical Education Incentive Grant Program	6387	8590	0.00	0.00	0.00	0.00	0.00	0.0%
Drug/Alcohol/Tobacco Funds	6650, 6690, 6695	8590	0.00	0.00	0.00	0.00	0.00	0.0%
California Clean Energy Jobs Act	6230	8590	0.00	0.00	0.00	0.00	0.00	0.0%
Arts and Music in Schools (Prop 28)	6770	8590	147,326.00	160,602.00	0.00	160,602.00	0.00	0.0%
Specialized Secondary	7370	8590	0.00	0.00	0.00	0.00	0.00	0.0%
American Indian Early Childhood Education	7210	8590	58,157.99	60,000.00	59,866.67	60,000.00	0.00	0.0%
All Other State Revenue	All Other	8590	703,630.87	1,190,269.07	618,509.90	1,190,269.07	0.00	0.0%
TOTAL, OTHER STATE REVENUE			2,090,818.83	3,136,453.01	823,206.36	3,136,453.01	0.00	0.0%
OTHER LOCAL REVENUE								
Other Local Revenue								
County and District Taxes								
Other Restricted Levies								
Secured Roll		8615	0.00	0.00	0.00	0.00	0.00	0.0%
Unsecured Roll		8616	0.00	0.00	0.00	0.00	0.00	0.0%
Prior Years' Taxes		8617	0.00	0.00	0.00	0.00	0.00	0.0%
Supplemental Taxes		8618	0.00	0.00	0.00	0.00	0.00	0.0%
Non-Ad Valorem Taxes								
Parcel Taxes		8621	0.00	0.00	0.00	0.00	0.00	0.0%
Other		8622	0.00	0.00	0.00	0.00	0.00	0.0%
Community Redevelopment Funds Not Subject to LCFF Deduction		8625	0.00	0.00	0.00	0.00	0.00	0.0%
Penalties and Interest from Delinquent Non-LCFF Taxes		8629	0.00	0.00	0.00	0.00	0.00	0.0%
Sales								
Sale of Equipment/Supplies		8631	0.00	0.00	0.00	0.00	0.00	0.0%
Sale of Publications		8632	0.00	0.00	0.00	0.00	0.00	0.0%
Food Service Sales		8634	0.00	0.00	0.00	0.00	0.00	0.0%
All Other Sales		8639	0.00	0.00	0.00	0.00	0.00	0.0%
Leases and Rentals		8650	0.00	0.00	0.00	0.00	0.00	0.0%
Interest		8660	65,004.58	65,004.58	19,460.18	65,004.58	0.00	0.0%
Net Increase (Decrease) in the Fair Value of Investments		8662	0.00	0.00	0.00	0.00	0.00	0.0%
Fees and Contracts								
Adult Education Fees		8671	0.00	0.00	0.00	0.00	0.00	0.0%
Non-Resident Students		8672	0.00	0.00	0.00	0.00	0.00	0.0%
Transportation Fees From Individuals		8675	0.00	0.00	0.00	0.00	0.00	0.0%
Interagency Services		8677	269,402.00	269,402.00	305,306.54	269,402.00	0.00	0.0%
Mitigation/Developer Fees		8681	0.00	0.00	0.00	0.00	0.00	0.0%
All Other Fees and Contracts		8689	0.00	0.00	0.00	0.00	0.00	0.0%
Other Local Revenue								

Description	Resource Codes	Object Codes	Original Budget (A)	Board Approved Operating Budget (B)	Actuals To Date (C)	Projected Year Totals (D)	Difference (Col B & D) (E)	% Diff Column B & D (F)
Plus: Misc Funds Non-LCFF (50%) Adjustment		8691	0.00	0.00	0.00	0.00	0.00	0.0%
Pass-Through Revenues From Local Sources		8697	0.00	0.00	0.00	0.00	0.00	0.0%
All Other Local Revenue		8699	334,257.93	946,168.28	239,566.17	946,168.28	0.00	0.0%
Tuition		8710	0.00	0.00	0.00	0.00	0.00	0.0%
All Other Transfers In		8781-8783	0.00	0.00	0.00	0.00	0.00	0.0%
Transfers Of Apportionments								
Special Education SELPA Transfers								
From Districts or Charter Schools	6500	8791	0.00	0.00	0.00	0.00	0.00	0.0%
From County Offices	6500	8792	0.00	0.00	0.00	0.00	0.00	0.0%
From JPAs	6500	8793	0.00	0.00	0.00	0.00	0.00	0.0%
ROC/P Transfers								
From Districts or Charter Schools	6360	8791	0.00	0.00	0.00	0.00	0.00	0.0%
From County Offices	6360	8792	0.00	0.00	0.00	0.00	0.00	0.0%
From JPAs	6360	8793	0.00	0.00	0.00	0.00	0.00	0.0%
Other Transfers of Apportionments								
From Districts or Charter Schools	All Other	8791	0.00	0.00	0.00	0.00	0.00	0.0%
From County Offices	All Other	8792	0.00	0.00	0.00	0.00	0.00	0.0%
From JPAs	All Other	8793	0.00	0.00	0.00	0.00	0.00	0.0%
All Other Transfers In from All Others		8799	0.00	0.00	0.00	0.00	0.00	0.0%
TOTAL, OTHER LOCAL REVENUE			668,664.51	1,280,574.86	564,332.89	1,280,574.86	0.00	0.0%
TOTAL, REVENUES			15,406,227.35	17,061,777.08	10,091,417.21	17,075,026.08	13,249.00	0.1%
CERTIFICATED SALARIES								
Certificated Teachers' Salaries		1100	4,906,978.65	4,871,867.25	2,963,747.37	4,901,867.25	(30,000.00)	-0.6%
Certificated Pupil Support Salaries		1200	85,963.01	0.00	0.00	0.00	0.00	0.0%
Certificated Supervisors' and Administrators' Salaries		1300	514,386.00	514,746.00	369,535.63	529,746.00	(15,000.00)	-2.9%
Other Certificated Salaries		1900	4,085.20	4,085.20	10,100.00	4,085.20	0.00	0.0%
TOTAL, CERTIFICATED SALARIES			5,511,412.86	5,390,698.45	3,343,383.00	5,435,698.45	(45,000.00)	-0.8%
CLASSIFIED SALARIES								
Classified Instructional Salaries		2100	1,268,510.23	1,207,708.11	823,139.17	1,455,894.35	(248,186.24)	-20.6%
Classified Support Salaries		2200	659,121.55	821,229.75	524,068.16	823,671.22	(2,441.47)	-0.3%
Classified Supervisors' and Administrators' Salaries		2300	422,379.40	422,379.40	258,938.34	447,379.40	(25,000.00)	-5.9%
Clerical, Technical and Office Salaries		2400	453,874.47	447,973.62	285,646.99	447,973.62	0.00	0.0%
Other Classified Salaries		2900	24,701.51	27,785.91	12,799.84	27,785.91	0.00	0.0%
TOTAL, CLASSIFIED SALARIES			2,828,587.16	2,927,076.79	1,904,592.50	3,202,704.50	(275,627.71)	-9.4%
EMPLOYEE BENEFITS								
STRS		3101-3102	1,058,407.98	1,029,623.44	559,256.45	1,038,218.44	(8,595.00)	-0.8%
PERS		3201-3202	758,344.21	784,749.30	558,001.99	858,645.09	(73,895.79)	-9.4%
OASDI/Medicare/Alternative		3301-3302	296,737.31	302,086.54	213,861.61	323,824.58	(21,738.04)	-7.2%
Health and Welfare Benefits		3401-3402	1,322,579.13	1,290,758.79	788,171.85	1,297,884.79	(7,126.00)	-0.6%
Unemployment Insurance		3501-3502	4,185.03	4,158.93	2,546.72	4,319.24	(160.31)	-3.9%
Workers' Compensation		3601-3602	170,446.57	169,383.23	103,625.31	175,912.51	(6,529.28)	-3.9%
OPEB, Allocated		3701-3702	8,997.00	8,997.00	20,985.95	8,997.00	0.00	0.0%

Description	Resource Codes	Object Codes	Original Budget (A)	Board Approved Operating Budget (B)	Actuals To Date (C)	Projected Year Totals (D)	Difference (Col B & D) (E)	% Diff Column B & D (F)
OPEB, Active Employees		3751-3752	81,830.00	81,830.00	0.00	81,830.00	0.00	0.0%
Other Employee Benefits		3901-3902	6,027.42	6,027.42	4,245.99	6,027.42	0.00	0.0%
TOTAL, EMPLOYEE BENEFITS			3,707,554.65	3,677,614.65	2,250,695.87	3,795,659.07	(118,044.42)	-3.2%
BOOKS AND SUPPLIES								
Approved Textbooks and Core Curricula Materials		4100	128,302.27	137,734.96	13,933.48	137,734.96	0.00	0.0%
Books and Other Reference Materials		4200	20,365.00	20,365.00	0.00	20,365.00	0.00	0.0%
Materials and Supplies		4300	719,751.50	796,502.33	180,996.38	511,295.81	285,206.52	35.8%
Noncapitalized Equipment		4400	71,969.94	143,948.50	72,776.18	145,381.86	(1,433.36)	-1.0%
Food		4700	0.00	0.00	0.00	0.00	0.00	0.0%
TOTAL, BOOKS AND SUPPLIES			940,388.71	1,098,550.79	267,706.04	814,777.63	283,773.16	25.8%
SERVICES AND OTHER OPERATING EXPENDITURES								
Subagreements for Services		5100	292,994.60	292,994.60	235,455.23	305,681.60	(12,687.00)	-4.3%
Travel and Conferences		5200	90,242.65	183,222.63	114,631.67	185,854.05	(2,631.42)	-1.4%
Dues and Memberships		5300	5,590.00	15,228.00	16,234.16	16,228.00	(1,000.00)	-6.6%
Insurance		5400-5450	257,697.57	257,697.57	243,990.37	257,697.57	0.00	0.0%
Operations and Housekeeping Services		5500	466,895.00	476,295.00	271,693.06	476,295.00	0.00	0.0%
Rentals, Leases, Repairs, and Noncapitalized Improvements		5600	282,516.18	291,348.10	101,433.25	298,094.20	(6,746.10)	-2.3%
Transfers of Direct Costs		5710	0.00	0.00	0.00	0.00	0.00	0.0%
Transfers of Direct Costs - Interfund		5750	0.00	0.00	0.00	0.00	0.00	0.0%
Professional/Consulting Services and Operating Expenditures		5800	879,031.72	1,214,511.98	740,216.91	1,399,376.81	(184,864.83)	-15.2%
Communications		5900	34,971.48	35,417.09	7,454.97	35,417.09	0.00	0.0%
TOTAL, SERVICES AND OTHER OPERATING EXPENDITURES			2,309,939.20	2,766,714.97	1,731,109.62	2,974,644.32	(207,929.35)	-7.5%
CAPITAL OUTLAY								
Land		6100	0.00	0.00	0.00	0.00	0.00	0.0%
Land Improvements		6170	0.00	150,000.00	0.00	150,000.00	0.00	0.0%
Buildings and Improvements of Buildings		6200	0.00	0.00	0.00	0.00	0.00	0.0%
Books and Media for New School Libraries or Major Expansion of School Libraries		6300	0.00	0.00	0.00	0.00	0.00	0.0%
Equipment		6400	70,430.00	116,449.91	46,019.91	116,449.91	0.00	0.0%
Equipment Replacement		6500	0.00	32,921.37	38,172.72	43,440.57	(10,519.20)	-32.0%
Lease Assets		6600	0.00	0.00	0.00	0.00	0.00	0.0%
Subscription Assets		6700	0.00	0.00	0.00	0.00	0.00	0.0%
TOTAL, CAPITAL OUTLAY			70,430.00	299,371.28	84,192.63	309,890.48	(10,519.20)	-3.5%
OTHER OUTGO (excluding Transfers of Indirect Costs)								
Tuition								
Tuition for Instruction Under Interdistrict Attendance Agreements		7110	0.00	0.00	0.00	0.00	0.00	0.0%
State Special Schools		7130	0.00	0.00	0.00	0.00	0.00	0.0%
Tuition, Excess Costs, and/or Deficit Payments								
Payments to Districts or Charter Schools		7141	0.00	0.00	0.00	0.00	0.00	0.0%
Payments to County Offices		7142	149,978.00	149,978.00	0.00	149,978.00	0.00	0.0%

Description	Resource Codes	Object Codes	Original Budget (A)	Board Approved Operating Budget (B)	Actuals To Date (C)	Projected Year Totals (D)	Difference (Col B & D) (E)	% Diff Column B & D (F)
Payments to JPAs		7143	0.00	0.00	0.00	0.00	0.00	0.0%
Transfers of Pass-Through Revenues								
To Districts or Charter Schools		7211	0.00	0.00	0.00	0.00	0.00	0.0%
To County Offices		7212	0.00	0.00	0.00	0.00	0.00	0.0%
To JPAs		7213	0.00	0.00	0.00	0.00	0.00	0.0%
Special Education SELPA Transfers of Apportionments								
To Districts or Charter Schools	6500	7221	0.00	0.00	0.00	0.00	0.00	0.0%
To County Offices	6500	7222	0.00	0.00	0.00	0.00	0.00	0.0%
To JPAs	6500	7223	0.00	0.00	0.00	0.00	0.00	0.0%
ROC/P Transfers of Apportionments								
To Districts or Charter Schools	6360	7221	0.00	0.00	0.00	0.00	0.00	0.0%
To County Offices	6360	7222	0.00	0.00	0.00	0.00	0.00	0.0%
To JPAs	6360	7223	0.00	0.00	0.00	0.00	0.00	0.0%
Other Transfers of Apportionments	All Other	7221-7223	0.00	0.00	0.00	0.00	0.00	0.0%
All Other Transfers		7281-7283	160,029.73	113,553.46	0.00	113,553.46	0.00	0.0%
All Other Transfers Out to All Others		7299	0.00	0.00	0.00	0.00	0.00	0.0%
Debt Service								
Debt Service - Interest		7438	0.00	0.00	0.00	0.00	0.00	0.0%
Other Debt Service - Principal		7439	0.00	0.00	0.00	0.00	0.00	0.0%
TOTAL, OTHER OUTGO (excluding Transfers of Indirect Costs)			310,007.73	263,531.46	0.00	263,531.46	0.00	0.0%
OTHER OUTGO - TRANSFERS OF INDIRECT COSTS								
Transfers of Indirect Costs		7310	0.00	0.00	0.00	0.00		
Transfers of Indirect Costs - Interfund		7350	0.00	0.00	0.00	0.00	0.00	0.0%
TOTAL, OTHER OUTGO - TRANSFERS OF INDIRECT COSTS			0.00	0.00	0.00	0.00	0.00	0.0%
TOTAL, EXPENDITURES			15,678,320.31	16,423,558.39	9,581,679.66	16,796,905.91	(373,347.52)	-2.3%
INTERFUND TRANSFERS								
INTERFUND TRANSFERS IN								
From: Special Reserve Fund		8912	0.00	0.00	0.00	0.00	0.00	0.0%
From: Bond Interest and Redemption Fund		8914	0.00	0.00	0.00	0.00	0.00	0.0%
Other Authorized Interfund Transfers In		8919	0.00	0.00	0.00	0.00	0.00	0.0%
(a) TOTAL, INTERFUND TRANSFERS IN			0.00	0.00	0.00	0.00	0.00	0.0%
INTERFUND TRANSFERS OUT								
To: Child Development Fund		7611	0.00	0.00	0.00	0.00	0.00	0.0%
To: Special Reserve Fund		7612	0.00	0.00	0.00	0.00	0.00	0.0%
To: State School Building Fund/ County School Facilities Fund		7613	0.00	0.00	0.00	0.00	0.00	0.0%
To: Cafeteria Fund		7616	99,109.27	99,109.27	0.00	0.00	99,109.27	100.0%
Other Authorized Interfund Transfers Out		7619	250,000.00	250,000.00	20,000.00	250,000.00	0.00	0.0%
(b) TOTAL, INTERFUND TRANSFERS OUT			349,109.27	349,109.27	20,000.00	250,000.00	99,109.27	28.4%
OTHER SOURCES/USES								
SOURCES								
State Apportionments								

Description	Resource Codes	Object Codes	Original Budget (A)	Board Approved Operating Budget (B)	Actuals To Date (C)	Projected Year Totals (D)	Difference (Col B & D) (E)	% Diff Column B & D (F)
Emergency Apportionments		8931	0.00	0.00	0.00	0.00	0.00	0.0%
Proceeds								
Proceeds from Disposal of Capital Assets		8953	0.00	0.00	0.00	0.00	0.00	0.0%
Other Sources								
Transfers from Funds of Lapsed/Reorganized LEAs		8965	0.00	0.00	0.00	0.00	0.00	0.0%
Long-Term Debt Proceeds								
Proceeds from Certificates of Participation		8971	0.00	0.00	0.00	0.00	0.00	0.0%
Proceeds from Leases		8972	0.00	0.00	0.00	0.00	0.00	0.0%
Proceeds from Lease Revenue Bonds		8973	0.00	0.00	0.00	0.00	0.00	0.0%
Proceeds from SBITAs		8974	0.00	0.00	0.00	0.00	0.00	0.0%
All Other Financing Sources		8979	200,000.00	0.00	0.00	0.00	0.00	0.0%
(c) TOTAL, SOURCES			200,000.00	0.00	0.00	0.00	0.00	0.0%
USES								
Transfers of Funds from Lapsed/Reorganized LEAs		7651	0.00	0.00	0.00	0.00	0.00	0.0%
All Other Financing Uses		7699	0.00	0.00	0.00	0.00	0.00	0.0%
(d) TOTAL, USES			0.00	0.00	0.00	0.00	0.00	0.0%
CONTRIBUTIONS								
Contributions from Unrestricted Revenues		8980	0.00	0.00	0.00	0.00		
Contributions from Restricted Revenues		8990	0.00	0.00	0.00	0.00		
(e) TOTAL, CONTRIBUTIONS			0.00	0.00	0.00	0.00	0.00	0.0%
TOTAL, OTHER FINANCING SOURCES/USES (a - b + c - d + e)			(149,109.27)	(349,109.27)	(20,000.00)	(250,000.00)	(99,109.27)	28.4%

Resource	Description	2025-26 Projected Totals
2600	Expanded Learning Opportunities Program	314,502.12
6019	Student Support and Professional Development Discretionary Block Grant (SSPDDBG)	218,774.71
6300	Lottery: Instructional Materials	106,651.90
6547	Special Education Early Intervention Preschool Grant	321,674.03
6770	Arts and Music in Schools (AMS)-Funding Guarantee and Accountability Act (Prop 28)	102,460.91
7032	Child Nutrition: Kitchen Infrastructure and Training Funds - 2022 KIT Funds	75,119.55
7085	Learning Communities for School Success Program	60,109.05
7399	LCFF Equity Multiplier	50,000.00
7435	Learning Recovery Emergency Block Grant	179,989.29
7810	Other Restricted State	16,141.00
9010	Other Restricted Local	31,851.22
Total, Restricted Balance		1,477,273.78

Description	Resource Codes	Object Codes	Original Budget (A)	Board Approved Operating Budget (B)	Actuals To Date (C)	Projected Year Totals (D)	Difference (Col B & D) (E)	% Diff Column B & D (F)
A. REVENUES								
1) LCFF Sources		8010-8099	0.00	0.00	0.00	0.00	0.00	0.0%
2) Federal Revenue		8100-8299	240,000.00	240,000.00	150,285.17	240,000.00	0.00	0.0%
3) Other State Revenue		8300-8599	675,000.00	675,000.00	320,671.60	675,000.00	0.00	0.0%
4) Other Local Revenue		8600-8799	8,000.43	8,000.43	5,333.13	8,000.43	0.00	0.0%
5) TOTAL, REVENUES			923,000.43	923,000.43	476,289.90	923,000.43		
B. EXPENDITURES								
1) Certificated Salaries		1000-1999	0.00	0.00	0.00	0.00	0.00	0.0%
2) Classified Salaries		2000-2999	253,650.18	247,134.26	159,322.63	267,601.15	(20,466.89)	-8.3%
3) Employee Benefits		3000-3999	144,313.52	142,778.55	83,335.66	150,258.46	(7,479.91)	-5.2%
4) Books and Supplies		4000-4999	598,850.00	598,850.00	280,432.73	598,850.00	0.00	0.0%
5) Services and Other Operating Expenditures		5000-5999	25,296.00	29,901.66	19,844.34	30,937.66	(1,036.00)	-3.5%
6) Capital Outlay		6000-6999	0.00	0.00	0.00	0.00	0.00	0.0%
7) Other Outgo (excluding Transfers of Indirect Costs)		7100-7299,7400-7499	0.00	0.00	0.00	0.00	0.00	0.0%
8) Other Outgo - Transfers of Indirect Costs		7300-7399	0.00	0.00	0.00	0.00	0.00	0.0%
9) TOTAL, EXPENDITURES			1,022,109.70	1,018,664.47	542,935.36	1,047,647.27		
C. EXCESS (DEFICIENCY) OF REVENUES OVER EXPENDITURES BEFORE OTHER FINANCING SOURCES AND USES (A5 - B9)			(99,109.27)	(95,664.04)	(66,645.46)	(124,646.84)		
D. OTHER FINANCING SOURCES/USES								
1) Interfund Transfers								
a) Transfers In		8900-8929	99,109.27	99,109.27	0.00	0.00	(99,109.27)	-100.0%
b) Transfers Out		7600-7629	0.00	0.00	0.00	0.00	0.00	0.0%
2) Other Sources/Uses								
a) Sources		8930-8979	0.00	0.00	0.00	0.00	0.00	0.0%
b) Uses		7630-7699	0.00	0.00	0.00	0.00	0.00	0.0%
3) Contributions		8980-8999	0.00	0.00	0.00	0.00	0.00	0.0%
4) TOTAL, OTHER FINANCING SOURCES/USES			99,109.27	99,109.27	0.00	0.00		
E. NET INCREASE (DECREASE) IN FUND BALANCE (C + D4)			0.00	3,445.23	(66,645.46)	(124,646.84)		
F. FUND BALANCE, RESERVES								
1) Beginning Fund Balance								
a) As of July 1 - Unaudited		9791	292,850.70	292,850.70		292,850.70	0.00	0.0%
b) Audit Adjustments		9793	0.00	0.00		0.00	0.00	0.0%
c) As of July 1 - Audited (F1a + F1b)			292,850.70	292,850.70		292,850.70		
d) Other Restatements		9795	0.00	0.00		0.00	0.00	0.0%
e) Adjusted Beginning Balance (F1c + F1d)			292,850.70	292,850.70		292,850.70		
2) Ending Balance, June 30 (E + F1e)			292,850.70	296,295.93		168,203.86		
Components of Ending Fund Balance								
a) Nonspendable								
Revolving Cash		9711	0.00	0.00		0.00		
Stores		9712	0.00	0.00		0.00		
Prepaid Items		9713	0.00	0.00		0.00		
All Others		9719	0.00	0.00		0.00		
b) Restricted		9740	292,850.70	296,295.93		168,203.86		
c) Committed								
Stabilization Arrangements		9750	0.00	0.00		0.00		
Other Commitments		9760	0.00	0.00		0.00		
d) Assigned								
Other Assignments		9780	0.00	0.00		0.00		

Description	Resource Codes	Object Codes	Original Budget (A)	Board Approved Operating Budget (B)	Actuals To Date (C)	Projected Year Totals (D)	Difference (Col B & D) (E)	% Diff Column B & D (F)
e) Unassigned/Unappropriated								
Reserve for Economic Uncertainties		9789	0.00	0.00		0.00		
Unassigned/Unappropriated Amount		9790	0.00	0.00		0.00		
FEDERAL REVENUE								
Child Nutrition Programs		8220	240,000.00	240,000.00	150,285.17	240,000.00	0.00	0.0%
Donated Food Commodities		8221	0.00	0.00	0.00	0.00	0.00	0.0%
All Other Federal Revenue		8290	0.00	0.00	0.00	0.00	0.00	0.0%
TOTAL, FEDERAL REVENUE			240,000.00	240,000.00	150,285.17	240,000.00	0.00	0.0%
OTHER STATE REVENUE								
Child Nutrition Programs		8520	675,000.00	675,000.00	320,671.60	675,000.00	0.00	0.0%
All Other State Revenue		8590	0.00	0.00	0.00	0.00	0.00	0.0%
TOTAL, OTHER STATE REVENUE			675,000.00	675,000.00	320,671.60	675,000.00	0.00	0.0%
OTHER LOCAL REVENUE								
Sales								
Sale of Equipment/Supplies		8631	0.00	0.00	0.00	0.00	0.00	0.0%
Food Service Sales		8634	0.00	0.00	0.00	0.00	0.00	0.0%
Leases and Rentals		8650	0.00	0.00	0.00	0.00	0.00	0.0%
Interest		8660	7,500.00	7,500.00	5,333.13	7,500.00	0.00	0.0%
Net Increase (Decrease) in the Fair Value of Investments		8662	0.00	0.00	0.00	0.00	0.00	0.0%
Fees and Contracts								
Interagency Services		8677	0.00	0.00	0.00	0.00	0.00	0.0%
Other Local Revenue								
All Other Local Revenue		8699	500.43	500.43	0.00	500.43	0.00	0.0%
TOTAL, OTHER LOCAL REVENUE			8,000.43	8,000.43	5,333.13	8,000.43	0.00	0.0%
TOTAL, REVENUES			923,000.43	923,000.43	476,289.90	923,000.43		
CERTIFICATED SALARIES								
Certificated Supervisors' and Administrators' Salaries		1300	0.00	0.00	0.00	0.00	0.00	0.0%
Other Certificated Salaries		1900	0.00	0.00	0.00	0.00	0.00	0.0%
TOTAL, CERTIFICATED SALARIES			0.00	0.00	0.00	0.00	0.00	0.0%
CLASSIFIED SALARIES								
Classified Support Salaries		2200	183,569.84	177,053.92	114,355.99	197,520.81	(20,466.89)	-11.6%
Classified Supervisors' and Administrators' Salaries		2300	70,080.34	70,080.34	44,966.64	70,080.34	0.00	0.0%
Clerical, Technical and Office Salaries		2400	0.00	0.00	0.00	0.00	0.00	0.0%
Other Classified Salaries		2900	0.00	0.00	0.00	0.00	0.00	0.0%
TOTAL, CLASSIFIED SALARIES			253,650.18	247,134.26	159,322.63	267,601.15	(20,466.89)	-8.3%
EMPLOYEE BENEFITS								
STRS		3101-3102	0.00	0.00	0.00	0.00	0.00	0.0%
PERS		3201-3202	68,003.60	66,256.70	44,140.58	71,743.87	(5,487.17)	-8.3%
OASDI/Medicare/Alternative		3301-3302	19,404.22	18,905.78	12,129.50	20,471.50	(1,565.72)	-8.3%
Health and Welfare Benefits		3401-3402	48,403.92	49,250.25	25,401.61	49,250.25	0.00	0.0%
Unemployment Insurance		3501-3502	126.82	123.56	79.34	133.79	(10.23)	-8.3%
Workers' Compensation		3601-3602	5,165.34	5,032.64	1,584.63	5,449.43	(416.79)	-8.3%
OPEB, Allocated		3701-3702	3,209.62	3,209.62	0.00	3,209.62	0.00	0.0%
OPEB, Active Employees		3751-3752	0.00	0.00	0.00	0.00	0.00	0.0%
Other Employee Benefits		3901-3902	0.00	0.00	0.00	0.00	0.00	0.0%
TOTAL, EMPLOYEE BENEFITS			144,313.52	142,778.55	83,335.66	150,258.46	(7,479.91)	-5.2%
BOOKS AND SUPPLIES								
Books and Other Reference Materials		4200	0.00	0.00	0.00	0.00	0.00	0.0%
Materials and Supplies		4300	46,450.00	46,450.00	20,679.80	46,450.00	0.00	0.0%

Description	Resource Codes	Object Codes	Original Budget (A)	Board Approved Operating Budget (B)	Actuals To Date (C)	Projected Year Totals (D)	Difference (Col B & D) (E)	% Diff Column B & D (F)
Noncapitalized Equipment		4400	0.00	0.00	0.00	0.00	0.00	0.0%
Food		4700	552,400.00	552,400.00	259,752.93	552,400.00	0.00	0.0%
TOTAL, BOOKS AND SUPPLIES			598,850.00	598,850.00	280,432.73	598,850.00	0.00	0.0%
SERVICES AND OTHER OPERATING EXPENDITURES								
Subagreements for Services		5100	0.00	0.00	0.00	0.00	0.00	0.0%
Travel and Conferences		5200	0.00	0.00	0.00	0.00	0.00	0.0%
Dues and Memberships		5300	350.00	350.00	350.00	350.00	0.00	0.0%
Insurance		5400-5450	0.00	0.00	0.00	0.00	0.00	0.0%
Operations and Housekeeping Services		5500	9,000.00	10,000.00	5,324.18	10,000.00	0.00	0.0%
Rentals, Leases, Repairs, and Noncapitalized Improvements		5600	1,632.50	1,632.50	1,146.00	1,778.50	(146.00)	-8.9%
Transfers of Direct Costs		5710	0.00	0.00	0.00	0.00	0.00	0.0%
Transfers of Direct Costs - Interfund		5750	0.00	0.00	0.00	0.00	0.00	0.0%
Professional/Consulting Services and Operating Expenditures		5800	14,313.50	17,919.16	13,024.16	18,809.16	(890.00)	-5.0%
Communications		5900	0.00	0.00	0.00	0.00	0.00	0.0%
TOTAL, SERVICES AND OTHER OPERATING EXPENDITURES			25,296.00	29,901.66	19,844.34	30,937.66	(1,036.00)	-3.5%
CAPITAL OUTLAY								
Buildings and Improvements of Buildings		6200	0.00	0.00	0.00	0.00	0.00	0.0%
Equipment		6400	0.00	0.00	0.00	0.00	0.00	0.0%
Equipment Replacement		6500	0.00	0.00	0.00	0.00	0.00	0.0%
Lease Assets		6600	0.00	0.00	0.00	0.00	0.00	0.0%
Subscription Assets		6700	0.00	0.00	0.00	0.00	0.00	0.0%
TOTAL, CAPITAL OUTLAY			0.00	0.00	0.00	0.00	0.00	0.0%
OTHER OUTGO (excluding Transfers of Indirect Costs)								
Debt Service								
Debt Service - Interest		7438	0.00	0.00	0.00	0.00	0.00	0.0%
Other Debt Service - Principal		7439	0.00	0.00	0.00	0.00	0.00	0.0%
TOTAL, OTHER OUTGO (excluding Transfers of Indirect Costs)			0.00	0.00	0.00	0.00	0.00	0.0%
OTHER OUTGO - TRANSFERS OF INDIRECT COSTS								
Transfers of Indirect Costs - Interfund		7350	0.00	0.00	0.00	0.00	0.00	0.0%
TOTAL, OTHER OUTGO - TRANSFERS OF INDIRECT COSTS			0.00	0.00	0.00	0.00	0.00	0.0%
TOTAL, EXPENDITURES			1,022,109.70	1,018,664.47	542,935.36	1,047,647.27		
INTERFUND TRANSFERS								
INTERFUND TRANSFERS IN								
From: General Fund		8916	99,109.27	99,109.27	0.00	0.00	(99,109.27)	-100.0%
Other Authorized Interfund Transfers In		8919	0.00	0.00	0.00	0.00	0.00	0.0%
(a) TOTAL, INTERFUND TRANSFERS IN			99,109.27	99,109.27	0.00	0.00	(99,109.27)	-100.0%
INTERFUND TRANSFERS OUT								
Other Authorized Interfund Transfers Out		7619	0.00	0.00	0.00	0.00	0.00	0.0%
(b) TOTAL, INTERFUND TRANSFERS OUT			0.00	0.00	0.00	0.00	0.00	0.0%
OTHER SOURCES/USES								
SOURCES								
Other Sources								
Transfers from Funds of Lapsed/Reorganized LEAs		8965	0.00	0.00	0.00	0.00	0.00	0.0%
Long-Term Debt Proceeds								
Proceeds from Leases		8972	0.00	0.00	0.00	0.00	0.00	0.0%
Proceeds from SBITAs		8974	0.00	0.00	0.00	0.00	0.00	0.0%
All Other Financing Sources		8979	0.00	0.00	0.00	0.00	0.00	0.0%
(c) TOTAL, SOURCES			0.00	0.00	0.00	0.00	0.00	0.0%

Description	Resource Codes	Object Codes	Original Budget (A)	Board Approved Operating Budget (B)	Actuals To Date (C)	Projected Year Totals (D)	Difference (Col B & D) (E)	% Diff Column B & D (F)
USES								
Transfers of Funds from Lapsed/Reorganized LEAs		7651	0.00	0.00	0.00	0.00	0.00	0.0%
All Other Financing Uses		7699	0.00	0.00	0.00	0.00	0.00	0.0%
(d) TOTAL, USES			0.00	0.00	0.00	0.00	0.00	0.0%
CONTRIBUTIONS								
Contributions from Unrestricted Revenues		8980	0.00	0.00	0.00	0.00	0.00	0.0%
Contributions from Restricted Revenues		8990	0.00	0.00	0.00	0.00	0.00	0.0%
(e) TOTAL, CONTRIBUTIONS			0.00	0.00	0.00	0.00	0.00	0.0%
TOTAL, OTHER FINANCING SOURCES/USES								
(a - b + c - d + e)			99,109.27	99,109.27	0.00	0.00		

Resource	Description	2025-26 Projected Totals
5310	Child Nutrition: School Programs (e.g., School Lunch, School Breakfast, Milk, Pregnant & Lactating Students)	167,589.86
5810	Other Restricted Federal	614.00
Total, Restricted Balance		168,203.86

Description	Object Codes	Projected Year Totals (A)	% Change (Cols. C-A/A) (B)	2026-27 Projection (C)	% Change (Cols. E-C/C) (D)	2027-28 Projection (E)
(Enter projections for subsequent years 1 and 2 in Columns C and E; current year - Column A - is extracted)						
A. REVENUES AND OTHER FINANCING SOURCES						
1. LCFF Sources	8010-8099	0.00	0.00%		0.00%	
2. Federal Revenues	8100-8299	0.00	0.00%		0.00%	
3. Other State Revenues	8300-8599	0.00	0.00%		0.00%	
4. Other Local Revenues	8600-8799	1,000.00	0.00%	1,000.00	0.00%	1,000.00
5. Other Financing Sources						
a. Transfers In	8900-8929	250,000.00	0.00%	250,000.00	0.00%	250,000.00
b. Other Sources	8930-8979	0.00	0.00%		0.00%	
c. Contributions	8980-8999	0.00	0.00%		0.00%	
6. Total (Sum lines A1 thru A5c)		251,000.00	0.00%	251,000.00	0.00%	251,000.00
B. EXPENDITURES AND OTHER FINANCING USES						
1. Certificated Salaries	1000-1999	0.00	0.00%		0.00%	
2. Classified Salaries	2000-2999	0.00	0.00%		0.00%	
3. Employee Benefits	3000-3999	0.00	0.00%		0.00%	
4. Books and Supplies	4000-4999	0.00	0.00%		0.00%	
5. Services and Other Operating Expenditures	5000-5999	25,712.10	0.00%	25,712.10	0.00%	25,712.10
6. Capital Outlay	6000-6999	0.00	0.00%		0.00%	
7. Other Outgo (excluding Transfers of Indirect Costs)	7100-7299, 7400-7499	0.00	0.00%		0.00%	
8. Other Outgo - Transfers of Indirect Costs	7300-7399	0.00	0.00%		0.00%	
9. Other Financing Uses						
a. Transfers Out	7600-7629	0.00	0.00%		0.00%	
b. Other Uses	7630-7699	0.00	0.00%		0.00%	
10. Other Adjustments (Explain in Section E below)						
11. Total (Sum lines B1 thru B10)		25,712.10	0.00%	25,712.10	0.00%	25,712.10
C. NET INCREASE(DECREASE) IN FUND BALANCE (Line A6 minus line B11)		225,287.90		225,287.90		225,287.90
D. FUND BALANCE						
1. Net Beginning Fund Balance	9791-9795	258,404.52		483,692.42		708,980.32
2. Ending Fund Balance (Sum lines C and D1)		483,692.42		708,980.32		934,268.22
3. Components of Ending Fund Balance						
a. Nonspendable	9710-9719	0.00				
b. Restricted	9740	342,319.40		708,980.32		934,268.22
c. Committed						
1. Stabilization Arrangements	9750	0.00				
2. Other Commitments	9760	141,373.02				
d. Assigned	9780	0.00				
e. Unassigned/Unappropriated						
1. Reserve for Economic Uncertainties	9789	0.00				
2. Unassigned/Unappropriated	9790	0.00		0.00		0.00
f. Total Components of Ending Fund Balance (Line D3f must agree with Line D2)		483,692.42		708,980.32		934,268.22

E. ASSUMPTIONS

Please provide below or on a separate attachment the assumptions used to determine the projections for the first and second subsequent fiscal years.

Description	Resource Codes	Object Codes	Original Budget (A)	Board Approved Operating Budget (B)	Actuals To Date (C)	Projected Year Totals (D)	Difference (Col B & D) (E)	% Diff Column B & D (F)
A. REVENUES								
1) LCFF Sources		8010-8099	0.00	0.00	0.00	0.00	0.00	0.0%
2) Federal Revenue		8100-8299	0.00	0.00	0.00	0.00	0.00	0.0%
3) Other State Revenue		8300-8599	0.00	0.00	0.00	0.00	0.00	0.0%
4) Other Local Revenue		8600-8799	1,000.00	1,000.00	29.48	1,000.00	0.00	0.0%
5) TOTAL, REVENUES			1,000.00	1,000.00	29.48	1,000.00		
B. EXPENDITURES								
1) Certificated Salaries		1000-1999	0.00	0.00	0.00	0.00	0.00	0.0%
2) Classified Salaries		2000-2999	0.00	0.00	0.00	0.00	0.00	0.0%
3) Employee Benefits		3000-3999	0.00	0.00	0.00	0.00	0.00	0.0%
4) Books and Supplies		4000-4999	0.00	0.00	0.00	0.00	0.00	0.0%
5) Services and Other Operating Expenditures		5000-5999	24,762.10	24,762.10	25,712.10	25,712.10	(950.00)	-3.8%
6) Capital Outlay		6000-6999	0.00	0.00	0.00	0.00	0.00	0.0%
7) Other Outgo (excluding Transfers of Indirect Costs)		7100-7299,7400-7499	0.00	0.00	0.00	0.00	0.00	0.0%
8) Other Outgo - Transfers of Indirect Costs		7300-7399	0.00	0.00	0.00	0.00	0.00	0.0%
9) TOTAL, EXPENDITURES			24,762.10	24,762.10	25,712.10	25,712.10		
C. EXCESS (DEFICIENCY) OF REVENUES OVER EXPENDITURES BEFORE OTHER FINANCING SOURCES AND USES (A5 - B9)			(23,762.10)	(23,762.10)	(25,682.62)	(24,712.10)		
D. OTHER FINANCING SOURCES/USES								
1) Interfund Transfers								
a) Transfers In		8900-8929	250,000.00	250,000.00	20,000.00	250,000.00	0.00	0.0%
b) Transfers Out		7600-7629	0.00	0.00	0.00	0.00	0.00	0.0%
2) Other Sources/Uses								
a) Sources		8930-8979	0.00	0.00	0.00	0.00	0.00	0.0%
b) Uses		7630-7699	0.00	0.00	0.00	0.00	0.00	0.0%
3) Contributions		8980-8999	0.00	0.00	0.00	0.00	0.00	0.0%
4) TOTAL, OTHER FINANCING SOURCES/USES			250,000.00	250,000.00	20,000.00	250,000.00		
E. NET INCREASE (DECREASE) IN FUND BALANCE (C + D4)			226,237.90	226,237.90	(5,682.62)	225,287.90		
F. FUND BALANCE, RESERVES								
1) Beginning Fund Balance								
a) As of July 1 - Unaudited		9791	258,404.52	258,404.52		258,404.52	0.00	0.0%
b) Audit Adjustments		9793	0.00	0.00		0.00	0.00	0.0%
c) As of July 1 - Audited (F1a + F1b)			258,404.52	258,404.52		258,404.52		
d) Other Restatements		9795	0.00	0.00		0.00	0.00	0.0%
e) Adjusted Beginning Balance (F1c + F1d)			258,404.52	258,404.52		258,404.52		
2) Ending Balance, June 30 (E + F1e)			484,642.42	484,642.42		483,692.42		
Components of Ending Fund Balance								
a) Nonspendable								
Revolving Cash		9711	0.00	0.00		0.00		
Stores		9712	0.00	0.00		0.00		
Prepaid Items		9713	0.00	0.00		0.00		
All Others		9719	0.00	0.00		0.00		
b) Restricted		9740	343,269.40	343,269.40		342,319.40		
c) Committed								
Stabilization Arrangements		9750	0.00	0.00		0.00		
Other Commitments		9760	141,373.02	141,373.02		141,373.02		
d) Assigned								
Other Assignments		9780	0.00	0.00		0.00		

Description	Resource Codes	Object Codes	Original Budget (A)	Board Approved Operating Budget (B)	Actuals To Date (C)	Projected Year Totals (D)	Difference (Col B & D) (E)	% Diff Column B & D (F)
e) Unassigned/Unappropriated								
Reserve for Economic Uncertainties		9789	0.00	0.00		0.00		
Unassigned/Unappropriated Amount		9790	0.00	0.00		0.00		
LCFF SOURCES								
LCFF Transfers								
LCFF Transfers - Current Year		8091	0.00	0.00	0.00	0.00	0.00	0.0%
LCFF Transfers - Prior Years		8099	0.00	0.00	0.00	0.00	0.00	0.0%
TOTAL, LCFF SOURCES			0.00	0.00	0.00	0.00	0.00	0.0%
OTHER STATE REVENUE								
All Other State Revenue		8590	0.00	0.00	0.00	0.00	0.00	0.0%
TOTAL, OTHER STATE REVENUE			0.00	0.00	0.00	0.00	0.00	0.0%
OTHER LOCAL REVENUE								
Community Redevelopment Funds Not Subject to LCFF Deduction		8625	0.00	0.00	0.00	0.00	0.00	0.0%
Sales								
Sale of Equipment/Supplies		8631	0.00	0.00	0.00	0.00	0.00	0.0%
Interest		8660	1,000.00	1,000.00	29.48	1,000.00	0.00	0.0%
Net Increase (Decrease) in the Fair Value of Investments		8662	0.00	0.00	0.00	0.00	0.00	0.0%
Other Local Revenue								
All Other Local Revenue		8699	0.00	0.00	0.00	0.00	0.00	0.0%
All Other Transfers In from All Others		8799	0.00	0.00	0.00	0.00	0.00	0.0%
TOTAL, OTHER LOCAL REVENUE			1,000.00	1,000.00	29.48	1,000.00	0.00	0.0%
TOTAL, REVENUES			1,000.00	1,000.00	29.48	1,000.00		
CLASSIFIED SALARIES								
Classified Support Salaries		2200	0.00	0.00	0.00	0.00	0.00	0.0%
Other Classified Salaries		2900	0.00	0.00	0.00	0.00	0.00	0.0%
TOTAL, CLASSIFIED SALARIES			0.00	0.00	0.00	0.00	0.00	0.0%
EMPLOYEE BENEFITS								
STRS		3101-3102	0.00	0.00	0.00	0.00	0.00	0.0%
PERS		3201-3202	0.00	0.00	0.00	0.00	0.00	0.0%
OASDI/Medicare/Alternative		3301-3302	0.00	0.00	0.00	0.00	0.00	0.0%
Health and Welfare Benefits		3401-3402	0.00	0.00	0.00	0.00	0.00	0.0%
Unemployment Insurance		3501-3502	0.00	0.00	0.00	0.00	0.00	0.0%
Workers' Compensation		3601-3602	0.00	0.00	0.00	0.00	0.00	0.0%
OPEB, Allocated		3701-3702	0.00	0.00	0.00	0.00	0.00	0.0%
OPEB, Active Employees		3751-3752	0.00	0.00	0.00	0.00	0.00	0.0%
Other Employee Benefits		3901-3902	0.00	0.00	0.00	0.00	0.00	0.0%
TOTAL, EMPLOYEE BENEFITS			0.00	0.00	0.00	0.00	0.00	0.0%
BOOKS AND SUPPLIES								
Books and Other Reference Materials		4200	0.00	0.00	0.00	0.00	0.00	0.0%
Materials and Supplies		4300	0.00	0.00	0.00	0.00	0.00	0.0%
Noncapitalized Equipment		4400	0.00	0.00	0.00	0.00	0.00	0.0%
TOTAL, BOOKS AND SUPPLIES			0.00	0.00	0.00	0.00	0.00	0.0%
SERVICES AND OTHER OPERATING EXPENDITURES								
Subagreements for Services		5100	0.00	0.00	0.00	0.00	0.00	0.0%
Travel and Conferences		5200	0.00	0.00	0.00	0.00	0.00	0.0%
Rentals, Leases, Repairs, and Noncapitalized Improvements		5600	24,762.10	24,762.10	25,712.10	25,712.10	(950.00)	-3.8%
Transfers of Direct Costs		5710	0.00	0.00	0.00	0.00	0.00	0.0%
Transfers of Direct Costs - Interfund		5750	0.00	0.00	0.00	0.00	0.00	0.0%
Professional/Consulting Services and								

Description	Resource Codes	Object Codes	Original Budget (A)	Board Approved Operating Budget (B)	Actuals To Date (C)	Projected Year Totals (D)	Difference (Col B & D) (E)	% Diff Column B & D (F)
Operating Expenditures		5800	0.00	0.00	0.00	0.00	0.00	0.0%
TOTAL, SERVICES AND OTHER OPERATING EXPENDITURES			24,762.10	24,762.10	25,712.10	25,712.10	(950.00)	-3.8%
CAPITAL OUTLAY								
Land Improvements		6170	0.00	0.00	0.00	0.00	0.00	0.0%
Buildings and Improvements of Buildings		6200	0.00	0.00	0.00	0.00	0.00	0.0%
Equipment		6400	0.00	0.00	0.00	0.00	0.00	0.0%
Equipment Replacement		6500	0.00	0.00	0.00	0.00	0.00	0.0%
Lease Assets		6600	0.00	0.00	0.00	0.00	0.00	0.0%
Subscription Assets		6700	0.00	0.00	0.00	0.00	0.00	0.0%
TOTAL, CAPITAL OUTLAY			0.00	0.00	0.00	0.00	0.00	0.0%
OTHER OUTGO (excluding Transfers of Indirect Costs)								
Debt Service								
Debt Service - Interest		7438	0.00	0.00	0.00	0.00	0.00	0.0%
Other Debt Service - Principal		7439	0.00	0.00	0.00	0.00	0.00	0.0%
TOTAL, OTHER OUTGO (excluding Transfers of Indirect Costs)			0.00	0.00	0.00	0.00	0.00	0.0%
TOTAL, EXPENDITURES			24,762.10	24,762.10	25,712.10	25,712.10		
INTERFUND TRANSFERS								
INTERFUND TRANSFERS IN								
Other Authorized Interfund Transfers In		8919	250,000.00	250,000.00	20,000.00	250,000.00	0.00	0.0%
(a) TOTAL, INTERFUND TRANSFERS IN			250,000.00	250,000.00	20,000.00	250,000.00	0.00	0.0%
INTERFUND TRANSFERS OUT								
Other Authorized Interfund Transfers Out		7619	0.00	0.00	0.00	0.00	0.00	0.0%
(b) TOTAL, INTERFUND TRANSFERS OUT			0.00	0.00	0.00	0.00	0.00	0.0%
OTHER SOURCES/USES								
SOURCES								
Other Sources								
Transfers from Funds of Lapsed/Reorganized LEAs		8965	0.00	0.00	0.00	0.00	0.00	0.0%
Long-Term Debt Proceeds								
Proceeds from Leases		8972	0.00	0.00	0.00	0.00	0.00	0.0%
Proceeds from SBITAs		8974	0.00	0.00	0.00	0.00	0.00	0.0%
All Other Financing Sources		8979	0.00	0.00	0.00	0.00	0.00	0.0%
(c) TOTAL, SOURCES			0.00	0.00	0.00	0.00	0.00	0.0%
USES								
Transfers of Funds from Lapsed/Reorganized LEAs		7651	0.00	0.00	0.00	0.00	0.00	0.0%
All Other Financing Uses		7699	0.00	0.00	0.00	0.00	0.00	0.0%
(d) TOTAL, USES			0.00	0.00	0.00	0.00	0.00	0.0%
CONTRIBUTIONS								
Contributions from Unrestricted Revenues		8980	0.00	0.00	0.00	0.00	0.00	0.0%
Contributions from Restricted Revenues		8990	0.00	0.00	0.00	0.00	0.00	0.0%
(e) TOTAL, CONTRIBUTIONS			0.00	0.00	0.00	0.00	0.00	0.0%
TOTAL, OTHER FINANCING SOURCES/USES								
(a - b + c - d + e)			250,000.00	250,000.00	20,000.00	250,000.00		

Resource	Description	2025-26 Projected Totals
8150	Ongoing & Major Maintenance Account (RMA: Education Code Section 17070.75)	342,319.40
Total, Restricted Balance		342,319.40

Description	Object Codes	Projected Year Totals (A)	% Change (Cols. C-A/A) (B)	2026-27 Projection (C)	% Change (Cols. E-C/C) (D)	2027-28 Projection (E)
(Enter projections for subsequent years 1 and 2 in Columns C and E; current year - Column A - is extracted)						
A. REVENUES AND OTHER FINANCING SOURCES						
1. LCFF Sources	8010-8099	0.00	0.00%		0.00%	
2. Federal Revenues	8100-8299	0.00	0.00%		0.00%	
3. Other State Revenues	8300-8599	0.00	0.00%		0.00%	
4. Other Local Revenues	8600-8799	1,733.18	0.00%	1,733.18	0.00%	1,733.18
5. Other Financing Sources						
a. Transfers In	8900-8929	0.00	0.00%		0.00%	
b. Other Sources	8930-8979	0.00	0.00%		0.00%	
c. Contributions	8980-8999	0.00	0.00%		0.00%	
6. Total (Sum lines A1 thru A5c)		1,733.18	0.00%	1,733.18	0.00%	1,733.18
B. EXPENDITURES AND OTHER FINANCING USES						
1. Certificated Salaries	1000-1999	0.00	0.00%		0.00%	
2. Classified Salaries	2000-2999	0.00	0.00%		0.00%	
3. Employee Benefits	3000-3999	0.00	0.00%		0.00%	
4. Books and Supplies	4000-4999	0.00	0.00%		0.00%	
5. Services and Other Operating Expenditures	5000-5999	0.00	0.00%		0.00%	
6. Capital Outlay	6000-6999	0.00	0.00%		0.00%	
7. Other Outgo (excluding Transfers of Indirect Costs)	7100-7299, 7400-7499	0.00	0.00%		0.00%	
8. Other Outgo - Transfers of Indirect Costs	7300-7399	0.00	0.00%		0.00%	
9. Other Financing Uses						
a. Transfers Out	7600-7629	0.00	0.00%		0.00%	
b. Other Uses	7630-7699	0.00	0.00%		0.00%	
10. Other Adjustments (Explain in Section E below)						
11. Total (Sum lines B1 thru B10)		0.00	0.00%	0.00	0.00%	0.00
C. NET INCREASE(DECREASE) IN FUND BALANCE (Line A6 minus line B11)		1,733.18		1,733.18		1,733.18
D. FUND BALANCE						
1. Net Beginning Fund Balance	9791-9795	101,401.69		103,134.87		104,868.05
2. Ending Fund Balance (Sum lines C and D1)		103,134.87		104,868.05		106,601.23
3. Components of Ending Fund Balance						
a. Nonspendable	9710-9719	0.00				
b. Restricted	9740	0.00				
c. Committed						
1. Stabilization Arrangements	9750	0.00				
2. Other Commitments	9760	103,134.87				
d. Assigned	9780	0.00				
e. Unassigned/Unappropriated						
1. Reserve for Economic Uncertainties	9789	0.00				
2. Unassigned/Unappropriated	9790	0.00		104,868.05		106,601.23
f. Total Components of Ending Fund Balance (Line D3f must agree with Line D2)		103,134.87		104,868.05		106,601.23

E. ASSUMPTIONS

Please provide below or on a separate attachment the assumptions used to determine the projections for the first and second subsequent fiscal years.

Description	Resource Codes	Object Codes	Original Budget (A)	Board Approved Operating Budget (B)	Actuals To Date (C)	Projected Year Totals (D)	Difference (Col B & D) (E)	% Diff Column B & D (F)
A. REVENUES								
1) LCFF Sources		8010-8099	0.00	0.00	0.00	0.00	0.00	0.0%
2) Federal Revenue		8100-8299	0.00	0.00	0.00	0.00	0.00	0.0%
3) Other State Revenue		8300-8599	0.00	0.00	0.00	0.00	0.00	0.0%
4) Other Local Revenue		8600-8799	1,733.18	1,733.18	1,667.00	1,733.18	0.00	0.0%
5) TOTAL, REVENUES			1,733.18	1,733.18	1,667.00	1,733.18		
B. EXPENDITURES								
1) Certificated Salaries		1000-1999	0.00	0.00	0.00	0.00	0.00	0.0%
2) Classified Salaries		2000-2999	0.00	0.00	0.00	0.00	0.00	0.0%
3) Employee Benefits		3000-3999	0.00	0.00	0.00	0.00	0.00	0.0%
4) Books and Supplies		4000-4999	0.00	0.00	0.00	0.00	0.00	0.0%
5) Services and Other Operating Expenditures		5000-5999	0.00	0.00	0.00	0.00	0.00	0.0%
6) Capital Outlay		6000-6999	0.00	0.00	0.00	0.00	0.00	0.0%
7) Other Outgo (excluding Transfers of Indirect Costs)		7100-7299,7400-7499	0.00	0.00	0.00	0.00	0.00	0.0%
8) Other Outgo - Transfers of Indirect Costs		7300-7399	0.00	0.00	0.00	0.00	0.00	0.0%
9) TOTAL, EXPENDITURES			0.00	0.00	0.00	0.00		
C. EXCESS (DEFICIENCY) OF REVENUES OVER EXPENDITURES BEFORE OTHER FINANCING SOURCES AND USES (A5 - B9)			1,733.18	1,733.18	1,667.00	1,733.18		
D. OTHER FINANCING SOURCES/USES								
1) Interfund Transfers								
a) Transfers In		8900-8929	0.00	0.00	0.00	0.00	0.00	0.0%
b) Transfers Out		7600-7629	0.00	0.00	0.00	0.00	0.00	0.0%
2) Other Sources/Uses								
a) Sources		8930-8979	0.00	0.00	0.00	0.00	0.00	0.0%
b) Uses		7630-7699	0.00	0.00	0.00	0.00	0.00	0.0%
3) Contributions		8980-8999	0.00	0.00	0.00	0.00	0.00	0.0%
4) TOTAL, OTHER FINANCING SOURCES/USES			0.00	0.00	0.00	0.00		
E. NET INCREASE (DECREASE) IN FUND BALANCE (C + D4)			1,733.18	1,733.18	1,667.00	1,733.18		
F. FUND BALANCE, RESERVES								
1) Beginning Fund Balance								
a) As of July 1 - Unaudited		9791	101,401.69	101,401.69		101,401.69	0.00	0.0%
b) Audit Adjustments		9793	0.00	0.00		0.00	0.00	0.0%
c) As of July 1 - Audited (F1a + F1b)			101,401.69	101,401.69		101,401.69		
d) Other Restatements		9795	0.00	0.00		0.00	0.00	0.0%
e) Adjusted Beginning Balance (F1c + F1d)			101,401.69	101,401.69		101,401.69		
2) Ending Balance, June 30 (E + F1e)			103,134.87	103,134.87		103,134.87		
Components of Ending Fund Balance								
a) Nonspendable								
Revolving Cash		9711	0.00	0.00		0.00		
Stores		9712	0.00	0.00		0.00		
Prepaid Items		9713	0.00	0.00		0.00		
All Others		9719	0.00	0.00		0.00		
b) Restricted		9740	0.00	0.00		0.00		
c) Committed								
Stabilization Arrangements		9750	0.00	0.00		0.00		
Other Commitments		9760	103,134.87	103,134.87		103,134.87		
d) Assigned								
Other Assignments		9780	0.00	0.00		0.00		

Description	Resource Codes	Object Codes	Original Budget (A)	Board Approved Operating Budget (B)	Actuals To Date (C)	Projected Year Totals (D)	Difference (Col B & D) (E)	% Diff Column B & D (F)
e) Unassigned/Unappropriated								
Reserve for Economic Uncertainties		9789	0.00	0.00		0.00		
Unassigned/Unappropriated Amount		9790	0.00	0.00		0.00		
OTHER LOCAL REVENUE								
Sales								
Sale of Equipment/Supplies		8631	0.00	0.00	0.00	0.00	0.00	0.0%
Interest		8660	1,733.18	1,733.18	1,667.00	1,733.18	0.00	0.0%
Net Increase (Decrease) in the Fair Value of Investments		8662	0.00	0.00	0.00	0.00	0.00	0.0%
TOTAL, OTHER LOCAL REVENUE			1,733.18	1,733.18	1,667.00	1,733.18	0.00	0.0%
TOTAL, REVENUES			1,733.18	1,733.18	1,667.00	1,733.18		
INTERFUND TRANSFERS								
INTERFUND TRANSFERS IN								
From: General Fund/CSSF		8912	0.00	0.00	0.00	0.00	0.00	0.0%
Other Authorized Interfund Transfers In		8919	0.00	0.00	0.00	0.00	0.00	0.0%
(a) TOTAL, INTERFUND TRANSFERS IN			0.00	0.00	0.00	0.00	0.00	0.0%
INTERFUND TRANSFERS OUT								
To: General Fund/CSSF		7612	0.00	0.00	0.00	0.00	0.00	0.0%
To: State School Building Fund/County School Facilities Fund		7613	0.00	0.00	0.00	0.00	0.00	0.0%
Other Authorized Interfund Transfers Out		7619	0.00	0.00	0.00	0.00	0.00	0.0%
(b) TOTAL, INTERFUND TRANSFERS OUT			0.00	0.00	0.00	0.00	0.00	0.0%
OTHER SOURCES/USES								
SOURCES								
Other Sources								
Transfers from Funds of Lapsed/Reorganized LEAs		8965	0.00	0.00	0.00	0.00	0.00	0.0%
(c) TOTAL, SOURCES			0.00	0.00	0.00	0.00	0.00	0.0%
USES								
Transfers of Funds from Lapsed/Reorganized LEAs		7651	0.00	0.00	0.00	0.00	0.00	0.0%
(d) TOTAL, USES			0.00	0.00	0.00	0.00	0.00	0.0%
CONTRIBUTIONS								
Contributions from Restricted Revenues		8990	0.00	0.00	0.00	0.00	0.00	0.0%
(e) TOTAL, CONTRIBUTIONS			0.00	0.00	0.00	0.00	0.00	0.0%
TOTAL, OTHER FINANCING SOURCES/USES								
(a - b + c - d + e)			0.00	0.00	0.00	0.00		

Resource	Description	2025-26 Projected Totals
Total, Restricted Balance		0.00

Description	Object Codes	Projected Year Totals (A)	% Change (Cols. C-A/A) (B)	2026-27 Projection (C)	% Change (Cols. E-C/C) (D)	2027-28 Projection (E)
(Enter projections for subsequent years 1 and 2 in Columns C and E; current year - Column A - is extracted)						
A. REVENUES AND OTHER FINANCING SOURCES						
1. LCFF Sources	8010-8099	0.00	0.00%		0.00%	
2. Federal Revenues	8100-8299	0.00	0.00%		0.00%	
3. Other State Revenues	8300-8599	0.00	0.00%		0.00%	
4. Other Local Revenues	8600-8799	2,501.83	0.00%	2,501.83	0.00%	2,501.83
5. Other Financing Sources						
a. Transfers In	8900-8929	0.00	0.00%		0.00%	
b. Other Sources	8930-8979	0.00	0.00%		0.00%	
c. Contributions	8980-8999	0.00	0.00%		0.00%	
6. Total (Sum lines A1 thru A5c)		2,501.83	0.00%	2,501.83	0.00%	2,501.83
B. EXPENDITURES AND OTHER FINANCING USES						
1. Certificated Salaries	1000-1999	0.00	0.00%		0.00%	
2. Classified Salaries	2000-2999	0.00	0.00%		0.00%	
3. Employee Benefits	3000-3999	0.00	0.00%		0.00%	
4. Books and Supplies	4000-4999	0.00	0.00%		0.00%	
5. Services and Other Operating Expenditures	5000-5999	0.00	0.00%		0.00%	
6. Capital Outlay	6000-6999	0.00	0.00%		0.00%	
7. Other Outgo (excluding Transfers of Indirect Costs)	7100-7299, 7400-7499	0.00	0.00%		0.00%	
8. Other Outgo - Transfers of Indirect Costs	7300-7399	0.00	0.00%		0.00%	
9. Other Financing Uses						
a. Transfers Out	7600-7629	0.00	0.00%		0.00%	
b. Other Uses	7630-7699	0.00	0.00%		0.00%	
10. Other Adjustments (Explain in Section E below)						
11. Total (Sum lines B1 thru B10)		0.00	0.00%	0.00	0.00%	0.00
C. NET INCREASE(DECREASE) IN FUND BALANCE (Line A6 minus line B11)		2,501.83		2,501.83		2,501.83
D. FUND BALANCE						
1. Net Beginning Fund Balance	9791-9795	146,373.09		148,874.92		151,376.75
2. Ending Fund Balance (Sum lines C and D1)		148,874.92		151,376.75		153,878.58
3. Components of Ending Fund Balance						
a. Nonspendable	9710-9719	0.00				
b. Restricted	9740	0.00				
c. Committed						
1. Stabilization Arrangements	9750	0.00				
2. Other Commitments	9760	148,874.92				
d. Assigned	9780	0.00				
e. Unassigned/Unappropriated						
1. Reserve for Economic Uncertainties	9789	0.00				
2. Unassigned/Unappropriated	9790	0.00		151,376.75		153,878.58
f. Total Components of Ending Fund Balance (Line D3f must agree with Line D2)		148,874.92		151,376.75		153,878.58

E. ASSUMPTIONS

Please provide below or on a separate attachment the assumptions used to determine the projections for the first and second subsequent fiscal years.

Description	Resource Codes	Object Codes	Original Budget (A)	Board Approved Operating Budget (B)	Actuals To Date (C)	Projected Year Totals (D)	Difference (Col B & D) (E)	% Diff Column B & D (F)
A. REVENUES								
1) LCFF Sources		8010-8099	0.00	0.00	0.00	0.00	0.00	0.0%
2) Federal Revenue		8100-8299	0.00	0.00	0.00	0.00	0.00	0.0%
3) Other State Revenue		8300-8599	0.00	0.00	0.00	0.00	0.00	0.0%
4) Other Local Revenue		8600-8799	2,501.83	2,501.83	2,406.31	2,501.83	0.00	0.0%
5) TOTAL, REVENUES			2,501.83	2,501.83	2,406.31	2,501.83		
B. EXPENDITURES								
1) Certificated Salaries		1000-1999	0.00	0.00	0.00	0.00	0.00	0.0%
2) Classified Salaries		2000-2999	0.00	0.00	0.00	0.00	0.00	0.0%
3) Employee Benefits		3000-3999	0.00	0.00	0.00	0.00	0.00	0.0%
4) Books and Supplies		4000-4999	0.00	0.00	0.00	0.00	0.00	0.0%
5) Services and Other Operating Expenditures		5000-5999	0.00	0.00	0.00	0.00	0.00	0.0%
6) Capital Outlay		6000-6999	0.00	0.00	0.00	0.00	0.00	0.0%
7) Other Outgo (excluding Transfers of Indirect Costs)		7100-7299,7400-7499	0.00	0.00	0.00	0.00	0.00	0.0%
8) Other Outgo - Transfers of Indirect Costs		7300-7399	0.00	0.00	0.00	0.00	0.00	0.0%
9) TOTAL, EXPENDITURES			0.00	0.00	0.00	0.00		
C. EXCESS (DEFICIENCY) OF REVENUES OVER EXPENDITURES BEFORE OTHER FINANCING SOURCES AND USES (A5 - B9)			2,501.83	2,501.83	2,406.31	2,501.83		
D. OTHER FINANCING SOURCES/USES								
1) Interfund Transfers								
a) Transfers In		8900-8929	0.00	0.00	0.00	0.00	0.00	0.0%
b) Transfers Out		7600-7629	0.00	0.00	0.00	0.00	0.00	0.0%
2) Other Sources/Uses								
a) Sources		8930-8979	0.00	0.00	0.00	0.00	0.00	0.0%
b) Uses		7630-7699	0.00	0.00	0.00	0.00	0.00	0.0%
3) Contributions		8980-8999	0.00	0.00	0.00	0.00	0.00	0.0%
4) TOTAL, OTHER FINANCING SOURCES/USES			0.00	0.00	0.00	0.00		
E. NET INCREASE (DECREASE) IN FUND BALANCE (C + D4)			2,501.83	2,501.83	2,406.31	2,501.83		
F. FUND BALANCE, RESERVES								
1) Beginning Fund Balance								
a) As of July 1 - Unaudited		9791	146,373.09	146,373.09		146,373.09	0.00	0.0%
b) Audit Adjustments		9793	0.00	0.00		0.00	0.00	0.0%
c) As of July 1 - Audited (F1a + F1b)			146,373.09	146,373.09		146,373.09		
d) Other Restatements		9795	0.00	0.00		0.00	0.00	0.0%
e) Adjusted Beginning Balance (F1c + F1d)			146,373.09	146,373.09		146,373.09		
2) Ending Balance, June 30 (E + F1e)			148,874.92	148,874.92		148,874.92		
Components of Ending Fund Balance								
a) Nonspendable								
Revolving Cash		9711	0.00	0.00		0.00		
Stores		9712	0.00	0.00		0.00		
Prepaid Items		9713	0.00	0.00		0.00		
All Others		9719	0.00	0.00		0.00		
b) Restricted		9740	0.00	0.00		0.00		
c) Committed								
Stabilization Arrangements		9750	0.00	0.00		0.00		
Other Commitments		9760	148,874.92	148,874.92		148,874.92		
d) Assigned								
Other Assignments		9780	0.00	0.00		0.00		

Description	Resource Codes	Object Codes	Original Budget (A)	Board Approved Operating Budget (B)	Actuals To Date (C)	Projected Year Totals (D)	Difference (Col B & D) (E)	% Diff Column B & D (F)
e) Unassigned/Unappropriated								
Reserve for Economic Uncertainties		9789	0.00	0.00		0.00		
Unassigned/Unappropriated Amount		9790	0.00	0.00		0.00		
OTHER LOCAL REVENUE								
Interest		8660	2,501.83	2,501.83	2,406.31	2,501.83	0.00	0.0%
Net Increase (Decrease) in the Fair Value of Investments		8662	0.00	0.00	0.00	0.00	0.00	0.0%
TOTAL, OTHER LOCAL REVENUE			2,501.83	2,501.83	2,406.31	2,501.83	0.00	0.0%
TOTAL, REVENUES			2,501.83	2,501.83	2,406.31	2,501.83		
INTERFUND TRANSFERS								
INTERFUND TRANSFERS IN								
From: General Fund/CSSF		8912	0.00	0.00	0.00	0.00	0.00	0.0%
Other Authorized Interfund Transfers In		8919	0.00	0.00	0.00	0.00	0.00	0.0%
(a) TOTAL, INTERFUND TRANSFERS IN			0.00	0.00	0.00	0.00	0.00	0.0%
INTERFUND TRANSFERS OUT								
To: General Fund/CSSF		7612	0.00	0.00	0.00	0.00	0.00	0.0%
To: State School Building Fund/County School Facilities Fund		7613	0.00	0.00	0.00	0.00	0.00	0.0%
Other Authorized Interfund Transfers Out		7619	0.00	0.00	0.00	0.00	0.00	0.0%
(b) TOTAL, INTERFUND TRANSFERS OUT			0.00	0.00	0.00	0.00	0.00	0.0%
OTHER SOURCES/USES								
SOURCES								
Other Sources								
Transfers from Funds of Lapsed/Reorganized LEAs		8965	0.00	0.00	0.00	0.00	0.00	0.0%
(c) TOTAL, SOURCES			0.00	0.00	0.00	0.00	0.00	0.0%
USES								
Transfers of Funds from Lapsed/Reorganized LEAs		7651	0.00	0.00	0.00	0.00	0.00	0.0%
(d) TOTAL, USES			0.00	0.00	0.00	0.00	0.00	0.0%
CONTRIBUTIONS								
Contributions from Restricted Revenues		8990	0.00	0.00	0.00	0.00	0.00	0.0%
(e) TOTAL, CONTRIBUTIONS			0.00	0.00	0.00	0.00	0.00	0.0%
TOTAL, OTHER FINANCING SOURCES/USES								
(a - b + c - d + e)			0.00	0.00	0.00	0.00		

Resource	Description	2025-26 Projected Totals
Total, Restricted Balance		0.00

Description	Object Codes	Projected Year Totals (A)	% Change (Cols. C-A/A) (B)	2026-27 Projection (C)	% Change (Cols. E-C/C) (D)	2027-28 Projection (E)
(Enter projections for subsequent years 1 and 2 in Columns C and E; current year - Column A - is extracted)						
A. REVENUES AND OTHER FINANCING SOURCES						
1. LCFF Sources	8010-8099	0.00	0.00%		0.00%	
2. Federal Revenues	8100-8299	0.00	0.00%		0.00%	
3. Other State Revenues	8300-8599	0.00	0.00%		0.00%	
4. Other Local Revenues	8600-8799	20.95	0.00%	20.95	0.00%	20.95
5. Other Financing Sources						
a. Transfers In	8900-8929	0.00	0.00%		0.00%	
b. Other Sources	8930-8979	0.00	0.00%		0.00%	
c. Contributions	8980-8999	0.00	0.00%		0.00%	
6. Total (Sum lines A1 thru A5c)		20.95	0.00%	20.95	0.00%	20.95
B. EXPENDITURES AND OTHER FINANCING USES						
1. Certificated Salaries	1000-1999	0.00	0.00%		0.00%	
2. Classified Salaries	2000-2999	0.00	0.00%		0.00%	
3. Employee Benefits	3000-3999	0.00	0.00%		0.00%	
4. Books and Supplies	4000-4999	0.00	0.00%		0.00%	
5. Services and Other Operating Expenditures	5000-5999	0.00	0.00%		0.00%	
6. Capital Outlay	6000-6999	0.00	0.00%		0.00%	
7. Other Outgo (excluding Transfers of Indirect Costs)	7100-7299, 7400-7499	0.00	0.00%		0.00%	
8. Other Outgo - Transfers of Indirect Costs	7300-7399	0.00	0.00%		0.00%	
9. Other Financing Uses						
a. Transfers Out	7600-7629	0.00	0.00%		0.00%	
b. Other Uses	7630-7699	0.00	0.00%		0.00%	
10. Other Adjustments (Explain in Section E below)						
11. Total (Sum lines B1 thru B10)		0.00	0.00%	0.00	0.00%	0.00
C. NET INCREASE(DECREASE) IN FUND BALANCE (Line A6 minus line B11)		20.95		20.95		20.95
D. FUND BALANCE						
1. Net Beginning Fund Balance	9791-9795	1,226.33		1,247.28		1,268.23
2. Ending Fund Balance (Sum lines C and D1)		1,247.28		1,268.23		1,289.18
3. Components of Ending Fund Balance						
a. Nonspendable	9710-9719	0.00				
b. Restricted	9740	0.00				
c. Committed						
1. Stabilization Arrangements	9750	0.00				
2. Other Commitments	9760	1,247.28				
d. Assigned	9780	0.00				
e. Unassigned/Unappropriated						
1. Reserve for Economic Uncertainties	9789	0.00				
2. Unassigned/Unappropriated	9790	0.00		1,268.23		1,289.18
f. Total Components of Ending Fund Balance (Line D3f must agree with Line D2)		1,247.28		1,268.23		1,289.18

E. ASSUMPTIONS

Please provide below or on a separate attachment the assumptions used to determine the projections for the first and second subsequent fiscal years.

Description	Object Codes	Projected Year Totals (A)	% Change (Cols. C-A/A) (B)	2026-27 Projection (C)	% Change (Cols. E-C/C) (D)	2027-28 Projection (E)
(Enter projections for subsequent years 1 and 2 in Columns C and E; current year - Column A - is extracted)						
A. REVENUES AND OTHER FINANCING SOURCES						
1. LCFF Sources	8010-8099	0.00	0.00%		0.00%	
2. Federal Revenues	8100-8299	0.00	0.00%		0.00%	
3. Other State Revenues	8300-8599	0.00	0.00%		0.00%	
4. Other Local Revenues	8600-8799	43,042.81	0.00%	43,042.81	0.00%	43,042.81
5. Other Financing Sources						
a. Transfers In	8900-8929	0.00	0.00%		0.00%	
b. Other Sources	8930-8979	0.00	0.00%		0.00%	
c. Contributions	8980-8999	0.00	0.00%		0.00%	
6. Total (Sum lines A1 thru A5c)		43,042.81	0.00%	43,042.81	0.00%	43,042.81
B. EXPENDITURES AND OTHER FINANCING USES						
1. Certificated Salaries	1000-1999	0.00	0.00%		0.00%	
2. Classified Salaries	2000-2999	0.00	0.00%		0.00%	
3. Employee Benefits	3000-3999	0.00	0.00%		0.00%	
4. Books and Supplies	4000-4999	0.00	0.00%		0.00%	
5. Services and Other Operating Expenditures	5000-5999	0.00	0.00%		0.00%	
6. Capital Outlay	6000-6999	40,750.00	(100.00%)	0.00	0.00%	0.00
7. Other Outgo (excluding Transfers of Indirect Costs)	7100-7299, 7400-7499	0.00	0.00%		0.00%	
8. Other Outgo - Transfers of Indirect Costs	7300-7399	0.00	0.00%		0.00%	
9. Other Financing Uses						
a. Transfers Out	7600-7629	0.00	0.00%		0.00%	
b. Other Uses	7630-7699	0.00	0.00%		0.00%	
10. Other Adjustments (Explain in Section E below)						
11. Total (Sum lines B1 thru B10)		40,750.00	(100.00%)	0.00	0.00%	0.00
C. NET INCREASE(DECREASE) IN FUND BALANCE (Line A6 minus line B11)		2,292.81		43,042.81		43,042.81
D. FUND BALANCE						
1. Net Beginning Fund Balance	9791-9795	302,947.84		305,240.65		348,283.46
2. Ending Fund Balance (Sum lines C and D1)		305,240.65		348,283.46		391,326.27
3. Components of Ending Fund Balance						
a. Nonspendable	9710-9719	0.00				
b. Restricted	9740	218,315.74				
c. Committed						
1. Stabilization Arrangements	9750	0.00				
2. Other Commitments	9760	86,924.91				
d. Assigned	9780	0.00				
e. Unassigned/Unappropriated						
1. Reserve for Economic Uncertainties	9789	0.00				
2. Unassigned/Unappropriated	9790	0.00		348,283.46		391,326.27
f. Total Components of Ending Fund Balance (Line D3f must agree with Line D2)		305,240.65		348,283.46		391,326.27

E. ASSUMPTIONS

Please provide below or on a separate attachment the assumptions used to determine the projections for the first and second subsequent fiscal years.

Description	Resource Codes	Object Codes	Original Budget (A)	Board Approved Operating Budget (B)	Actuals To Date (C)	Projected Year Totals (D)	Difference (Col B & D) (E)	% Diff Column B & D (F)
A. REVENUES								
1) LCFF Sources		8010-8099	0.00	0.00	0.00	0.00	0.00	0.0%
2) Federal Revenue		8100-8299	0.00	0.00	0.00	0.00	0.00	0.0%
3) Other State Revenue		8300-8599	0.00	0.00	0.00	0.00	0.00	0.0%
4) Other Local Revenue		8600-8799	32,955.49	32,955.49	15,550.51	43,042.81	10,087.32	30.6%
5) TOTAL, REVENUES			32,955.49	32,955.49	15,550.51	43,042.81		
B. EXPENDITURES								
1) Certificated Salaries		1000-1999	0.00	0.00	0.00	0.00	0.00	0.0%
2) Classified Salaries		2000-2999	0.00	0.00	0.00	0.00	0.00	0.0%
3) Employee Benefits		3000-3999	0.00	0.00	0.00	0.00	0.00	0.0%
4) Books and Supplies		4000-4999	0.00	0.00	0.00	0.00	0.00	0.0%
5) Services and Other Operating Expenditures		5000-5999	0.00	0.00	0.00	0.00	0.00	0.0%
6) Capital Outlay		6000-6999	0.00	40,750.00	0.00	40,750.00	0.00	0.0%
7) Other Outgo (excluding Transfers of Indirect Costs)		7100-7299,7400-7499	0.00	0.00	0.00	0.00	0.00	0.0%
8) Other Outgo - Transfers of Indirect Costs		7300-7399	0.00	0.00	0.00	0.00	0.00	0.0%
9) TOTAL, EXPENDITURES			0.00	40,750.00	0.00	40,750.00		
C. EXCESS (DEFICIENCY) OF REVENUES OVER EXPENDITURES BEFORE OTHER FINANCING SOURCES AND USES (A5 - B9)			32,955.49	(7,794.51)	15,550.51	2,292.81		
D. OTHER FINANCING SOURCES/USES								
1) Interfund Transfers								
a) Transfers In		8900-8929	0.00	0.00	0.00	0.00	0.00	0.0%
b) Transfers Out		7600-7629	0.00	0.00	0.00	0.00	0.00	0.0%
2) Other Sources/Uses								
a) Sources		8930-8979	0.00	0.00	0.00	0.00	0.00	0.0%
b) Uses		7630-7699	0.00	0.00	0.00	0.00	0.00	0.0%
3) Contributions		8980-8999	0.00	0.00	0.00	0.00	0.00	0.0%
4) TOTAL, OTHER FINANCING SOURCES/USES			0.00	0.00	0.00	0.00		
E. NET INCREASE (DECREASE) IN FUND BALANCE (C + D4)			32,955.49	(7,794.51)	15,550.51	2,292.81		
F. FUND BALANCE, RESERVES								
1) Beginning Fund Balance								
a) As of July 1 - Unaudited		9791	302,947.84	302,947.84		302,947.84	0.00	0.0%
b) Audit Adjustments		9793	0.00	0.00		0.00	0.00	0.0%
c) As of July 1 - Audited (F1a + F1b)			302,947.84	302,947.84		302,947.84		
d) Other Restatements		9795	0.00	0.00		0.00	0.00	0.0%
e) Adjusted Beginning Balance (F1c + F1d)			302,947.84	302,947.84		302,947.84		
2) Ending Balance, June 30 (E + F1e)			335,903.33	295,153.33		305,240.65		
Components of Ending Fund Balance								
a) Nonspendable								
Revolving Cash		9711	0.00	0.00		0.00		
Stores		9712	0.00	0.00		0.00		
Prepaid Items		9713	0.00	0.00		0.00		
All Others		9719	0.00	0.00		0.00		
b) Legally Restricted Balance		9740	208,228.42	208,228.42		218,315.74		
c) Committed								
Stabilization Arrangements		9750	0.00	0.00		0.00		
Other Commitments		9760	127,674.91	86,924.91		86,924.91		
d) Assigned								
Other Assignments		9780	0.00	0.00		0.00		

Description	Resource Codes	Object Codes	Original Budget (A)	Board Approved Operating Budget (B)	Actuals To Date (C)	Projected Year Totals (D)	Difference (Col B & D) (E)	% Diff Column B & D (F)
e) Unassigned/Unappropriated								
Reserve for Economic Uncertainties		9789	0.00	0.00		0.00		
Unassigned/Unappropriated Amount		9790	0.00	0.00		0.00		
OTHER STATE REVENUE								
Tax Relief Subventions								
Restricted Levies - Other								
Homeowners' Exemptions		8575	0.00	0.00	0.00	0.00	0.00	0.0%
Other Subventions/In-Lieu Taxes		8576	0.00	0.00	0.00	0.00	0.00	0.0%
All Other State Revenue		8590	0.00	0.00	0.00	0.00	0.00	0.0%
TOTAL, OTHER STATE REVENUE			0.00	0.00	0.00	0.00	0.00	0.0%
OTHER LOCAL REVENUE								
County and District Taxes								
Other Restricted Levies								
Secured Roll		8615	0.00	0.00	0.00	0.00	0.00	0.0%
Unsecured Roll		8616	0.00	0.00	0.00	0.00	0.00	0.0%
Prior Years' Taxes		8617	0.00	0.00	0.00	0.00	0.00	0.0%
Supplemental Taxes		8618	0.00	0.00	0.00	0.00	0.00	0.0%
Non-Ad Valorem Taxes								
Parcel Taxes		8621	0.00	0.00	0.00	0.00	0.00	0.0%
Other		8622	0.00	0.00	0.00	0.00	0.00	0.0%
Community Redevelopment Funds Not Subject to LCFF Deduction		8625	0.00	0.00	0.00	0.00	0.00	0.0%
Penalties and Interest from Delinquent Non-LCFF Taxes		8629	0.00	0.00	0.00	0.00	0.00	0.0%
Sales								
Sale of Equipment/Supplies		8631	0.00	0.00	0.00	0.00	0.00	0.0%
Interest		8660	5,876.53	5,876.53	4,950.10	5,950.10	73.57	1.3%
Net Increase (Decrease) in the Fair Value of Investments		8662	0.00	0.00	0.00	0.00	0.00	0.0%
Fees and Contracts								
Mitigation/Developer Fees		8681	27,078.96	27,078.96	10,600.41	37,092.71	10,013.75	37.0%
Other Local Revenue								
All Other Local Revenue		8699	0.00	0.00	0.00	0.00	0.00	0.0%
All Other Transfers In from All Others		8799	0.00	0.00	0.00	0.00	0.00	0.0%
TOTAL, OTHER LOCAL REVENUE			32,955.49	32,955.49	15,550.51	43,042.81	10,087.32	30.6%
TOTAL, REVENUES			32,955.49	32,955.49	15,550.51	43,042.81		
CERTIFICATED SALARIES								
Other Certificated Salaries		1900	0.00	0.00	0.00	0.00	0.00	0.0%
TOTAL, CERTIFICATED SALARIES			0.00	0.00	0.00	0.00	0.00	0.0%
CLASSIFIED SALARIES								
Classified Support Salaries		2200	0.00	0.00	0.00	0.00	0.00	0.0%
Classified Supervisors' and Administrators' Salaries		2300	0.00	0.00	0.00	0.00	0.00	0.0%
Clerical, Technical and Office Salaries		2400	0.00	0.00	0.00	0.00	0.00	0.0%
Other Classified Salaries		2900	0.00	0.00	0.00	0.00	0.00	0.0%
TOTAL, CLASSIFIED SALARIES			0.00	0.00	0.00	0.00	0.00	0.0%
EMPLOYEE BENEFITS								
STRS		3101-3102	0.00	0.00	0.00	0.00	0.00	0.0%
PERS		3201-3202	0.00	0.00	0.00	0.00	0.00	0.0%
OASDI/Medicare/Alternative		3301-3302	0.00	0.00	0.00	0.00	0.00	0.0%
Health and Welfare Benefits		3401-3402	0.00	0.00	0.00	0.00	0.00	0.0%
Unemployment Insurance		3501-3502	0.00	0.00	0.00	0.00	0.00	0.0%
Workers' Compensation		3601-3602	0.00	0.00	0.00	0.00	0.00	0.0%

Description	Resource Codes	Object Codes	Original Budget (A)	Board Approved Operating Budget (B)	Actuals To Date (C)	Projected Year Totals (D)	Difference (Col B & D) (E)	% Diff Column B & D (F)
OPEB, Allocated		3701-3702	0.00	0.00	0.00	0.00	0.00	0.0%
OPEB, Active Employees		3751-3752	0.00	0.00	0.00	0.00	0.00	0.0%
Other Employee Benefits		3901-3902	0.00	0.00	0.00	0.00	0.00	0.0%
TOTAL, EMPLOYEE BENEFITS			0.00	0.00	0.00	0.00	0.00	0.0%
BOOKS AND SUPPLIES								
Approved Textbooks and Core Curricula Materials		4100	0.00	0.00	0.00	0.00	0.00	0.0%
Books and Other Reference Materials		4200	0.00	0.00	0.00	0.00	0.00	0.0%
Materials and Supplies		4300	0.00	0.00	0.00	0.00	0.00	0.0%
Noncapitalized Equipment		4400	0.00	0.00	0.00	0.00	0.00	0.0%
TOTAL, BOOKS AND SUPPLIES			0.00	0.00	0.00	0.00	0.00	0.0%
SERVICES AND OTHER OPERATING EXPENDITURES								
Subagreements for Services		5100	0.00	0.00	0.00	0.00	0.00	0.0%
Travel and Conferences		5200	0.00	0.00	0.00	0.00	0.00	0.0%
Insurance		5400-5450	0.00	0.00	0.00	0.00	0.00	0.0%
Operations and Housekeeping Services		5500	0.00	0.00	0.00	0.00	0.00	0.0%
Rentals, Leases, Repairs, and Noncapitalized Improvements		5600	0.00	0.00	0.00	0.00	0.00	0.0%
Transfers of Direct Costs		5710	0.00	0.00	0.00	0.00	0.00	0.0%
Transfers of Direct Costs - Interfund		5750	0.00	0.00	0.00	0.00	0.00	0.0%
Professional/Consulting Services and Operating Expenditures		5800	0.00	0.00	0.00	0.00	0.00	0.0%
Communications		5900	0.00	0.00	0.00	0.00	0.00	0.0%
TOTAL, SERVICES AND OTHER OPERATING EXPENDITURES			0.00	0.00	0.00	0.00	0.00	0.0%
CAPITAL OUTLAY								
Land		6100	0.00	0.00	0.00	0.00	0.00	0.0%
Land Improvements		6170	0.00	0.00	0.00	0.00	0.00	0.0%
Buildings and Improvements of Buildings		6200	0.00	40,750.00	0.00	40,750.00	0.00	0.0%
Books and Media for New School Libraries or Major Expansion of School Libraries		6300	0.00	0.00	0.00	0.00	0.00	0.0%
Equipment		6400	0.00	0.00	0.00	0.00	0.00	0.0%
Equipment Replacement		6500	0.00	0.00	0.00	0.00	0.00	0.0%
Lease Assets		6600	0.00	0.00	0.00	0.00	0.00	0.0%
Subscription Assets		6700	0.00	0.00	0.00	0.00	0.00	0.0%
TOTAL, CAPITAL OUTLAY			0.00	40,750.00	0.00	40,750.00	0.00	0.0%
OTHER OUTGO (excluding Transfers of Indirect Costs)								
Other Transfers Out								
All Other Transfers Out to All Others		7299	0.00	0.00	0.00	0.00	0.00	0.0%
Debt Service								
Debt Service - Interest		7438	0.00	0.00	0.00	0.00	0.00	0.0%
Other Debt Service - Principal		7439	0.00	0.00	0.00	0.00	0.00	0.0%
TOTAL, OTHER OUTGO (excluding Transfers of Indirect Costs)			0.00	0.00	0.00	0.00	0.00	0.0%
TOTAL, EXPENDITURES			0.00	40,750.00	0.00	40,750.00		
INTERFUND TRANSFERS								
INTERFUND TRANSFERS IN								
Other Authorized Interfund Transfers In		8919	0.00	0.00	0.00	0.00	0.00	0.0%
(a) TOTAL, INTERFUND TRANSFERS IN			0.00	0.00	0.00	0.00	0.00	0.0%
INTERFUND TRANSFERS OUT								
To: State School Building Fund/County School Facilities Fund		7613	0.00	0.00	0.00	0.00	0.00	0.0%
Other Authorized Interfund Transfers Out		7619	0.00	0.00	0.00	0.00	0.00	0.0%
(b) TOTAL, INTERFUND TRANSFERS OUT			0.00	0.00	0.00	0.00	0.00	0.0%
OTHER SOURCES/USES								
SOURCES								

Description	Resource Codes	Object Codes	Original Budget (A)	Board Approved Operating Budget (B)	Actuals To Date (C)	Projected Year Totals (D)	Difference (Col B & D) (E)	% Diff Column B & D (F)
Proceeds								
Proceeds from Sale/Lease-Purchase of Land/Buildings		8953	0.00	0.00	0.00	0.00	0.00	0.0%
Other Sources								
Transfers from Funds of Lapsed/Reorganized LEAs		8965	0.00	0.00	0.00	0.00	0.00	0.0%
Long-Term Debt Proceeds								
Proceeds from Certificates of Participation		8971	0.00	0.00	0.00	0.00	0.00	0.0%
Proceeds from Leases		8972	0.00	0.00	0.00	0.00	0.00	0.0%
Proceeds from Lease Revenue Bonds		8973	0.00	0.00	0.00	0.00	0.00	0.0%
Proceeds from SBITAs		8974	0.00	0.00	0.00	0.00	0.00	0.0%
All Other Financing Sources		8979	0.00	0.00	0.00	0.00	0.00	0.0%
(c) TOTAL, SOURCES			0.00	0.00	0.00	0.00	0.00	0.0%
USES								
Transfers of Funds from Lapsed/Reorganized LEAs		7651	0.00	0.00	0.00	0.00	0.00	0.0%
All Other Financing Uses		7699	0.00	0.00	0.00	0.00	0.00	0.0%
(d) TOTAL, USES			0.00	0.00	0.00	0.00	0.00	0.0%
CONTRIBUTIONS								
Contributions from Unrestricted Revenues		8980	**0.00**	**0.00**	**0.00**	**0.00**	**0.00**	**0.0%**
Contributions from Restricted Revenues		8990	**0.00**	**0.00**	**0.00**	**0.00**	**0.00**	**0.0%**
(e) TOTAL, CONTRIBUTIONS			**0.00**	**0.00**	**0.00**	**0.00**	**0.00**	**0.0%**
TOTAL, OTHER FINANCING SOURCES/USES								
(a - b + c - d + e)			0.00	0.00	0.00	0.00		

Resource	Description	2025-26 Projected Totals
9010	Other Restricted Local	218,315.74
Total, Restricted Balance		218,315.74

Description	Object Codes	Projected Year Totals (A)	% Change (Cols. C-A/A) (B)	2026-27 Projection (C)	% Change (Cols. E-C/C) (D)	2027-28 Projection (E)
(Enter projections for subsequent years 1 and 2 in Columns C and E; current year - Column A - is extracted)						
A. REVENUES AND OTHER FINANCING SOURCES						
1. LCFF Sources	8010-8099	0.00	0.00%		0.00%	
2. Federal Revenues	8100-8299	0.00	0.00%		0.00%	
3. Other State Revenues	8300-8599	0.00	0.00%		0.00%	
4. Other Local Revenues	8600-8799	62.01	0.00%	62.01	0.00%	62.01
5. Other Financing Sources						
a. Transfers In	8900-8929	0.00	0.00%		0.00%	
b. Other Sources	8930-8979	0.00	0.00%		0.00%	
c. Contributions	8980-8999	0.00	0.00%		0.00%	
6. Total (Sum lines A1 thru A5c)		62.01	0.00%	62.01	0.00%	62.01
B. EXPENDITURES AND OTHER FINANCING USES						
1. Certificated Salaries	1000-1999	0.00	0.00%		0.00%	
2. Classified Salaries	2000-2999	0.00	0.00%		0.00%	
3. Employee Benefits	3000-3999	0.00	0.00%		0.00%	
4. Books and Supplies	4000-4999	0.00	0.00%		0.00%	
5. Services and Other Operating Expenditures	5000-5999	0.00	0.00%		0.00%	
6. Capital Outlay	6000-6999	0.00	0.00%		0.00%	
7. Other Outgo (excluding Transfers of Indirect Costs)	7100-7299, 7400-7499	0.00	0.00%		0.00%	
8. Other Outgo - Transfers of Indirect Costs	7300-7399	0.00	0.00%		0.00%	
9. Other Financing Uses						
a. Transfers Out	7600-7629	0.00	0.00%		0.00%	
b. Other Uses	7630-7699	0.00	0.00%		0.00%	
10. Other Adjustments (Explain in Section E below)						
11. Total (Sum lines B1 thru B10)		0.00	0.00%	0.00	0.00%	0.00
C. NET INCREASE(DECREASE) IN FUND BALANCE (Line A6 minus line B11)		62.01		62.01		62.01
D. FUND BALANCE						
1. Net Beginning Fund Balance	9791-9795	7,596.75		7,658.76		7,720.77
2. Ending Fund Balance (Sum lines C and D1)		7,658.76		7,720.77		7,782.78
3. Components of Ending Fund Balance						
a. Nonspendable	9710-9719	0.00				
b. Restricted	9740	0.00				
c. Committed						
1. Stabilization Arrangements	9750	0.00				
2. Other Commitments	9760	7,658.76				
d. Assigned	9780	0.00				
e. Unassigned/Unappropriated						
1. Reserve for Economic Uncertainties	9789	0.00				
2. Unassigned/Unappropriated	9790	0.00		7,720.77		7,782.78
f. Total Components of Ending Fund Balance (Line D3f must agree with Line D2)		7,658.76		7,720.77		7,782.78

E. ASSUMPTIONS

Please provide below or on a separate attachment the assumptions used to determine the projections for the first and second subsequent fiscal years.

Description	Resource Codes	Object Codes	Original Budget (A)	Board Approved Operating Budget (B)	Actuals To Date (C)	Projected Year Totals (D)	Difference (Col B & D) (E)	% Diff Column B & D (F)
A. REVENUES								
1) LCFF Sources		8010-8099	0.00	0.00	0.00	0.00	0.00	0.0%
2) Federal Revenue		8100-8299	0.00	0.00	0.00	0.00	0.00	0.0%
3) Other State Revenue		8300-8599	0.00	0.00	0.00	0.00	0.00	0.0%
4) Other Local Revenue		8600-8799	62.01	62.01	59.63	62.01	0.00	0.0%
5) TOTAL, REVENUES			62.01	62.01	59.63	62.01		
B. EXPENDITURES								
1) Certificated Salaries		1000-1999	0.00	0.00	0.00	0.00	0.00	0.0%
2) Classified Salaries		2000-2999	0.00	0.00	0.00	0.00	0.00	0.0%
3) Employee Benefits		3000-3999	0.00	0.00	0.00	0.00	0.00	0.0%
4) Books and Supplies		4000-4999	0.00	0.00	0.00	0.00	0.00	0.0%
5) Services and Other Operating Expenditures		5000-5999	0.00	0.00	0.00	0.00	0.00	0.0%
6) Capital Outlay		6000-6999	0.00	0.00	0.00	0.00	0.00	0.0%
7) Other Outgo (excluding Transfers of Indirect Costs)		7100-7299,7400-7499	0.00	0.00	0.00	0.00	0.00	0.0%
8) Other Outgo - Transfers of Indirect Costs		7300-7399	0.00	0.00	0.00	0.00	0.00	0.0%
9) TOTAL, EXPENDITURES			0.00	0.00	0.00	0.00		
C. EXCESS (DEFICIENCY) OF REVENUES OVER EXPENDITURES BEFORE OTHER FINANCING SOURCES AND USES (A5 - B9)			62.01	62.01	59.63	62.01		
D. OTHER FINANCING SOURCES/USES								
1) Interfund Transfers								
a) Transfers In		8900-8929	0.00	0.00	0.00	0.00	0.00	0.0%
b) Transfers Out		7600-7629	0.00	0.00	0.00	0.00	0.00	0.0%
2) Other Sources/Uses								
a) Sources		8930-8979	0.00	0.00	0.00	0.00	0.00	0.0%
b) Uses		7630-7699	0.00	0.00	0.00	0.00	0.00	0.0%
3) Contributions		8980-8999	0.00	0.00	0.00	0.00	0.00	0.0%
4) TOTAL, OTHER FINANCING SOURCES/USES			0.00	0.00	0.00	0.00		
E. NET INCREASE (DECREASE) IN FUND BALANCE (C + D4)			62.01	62.01	59.63	62.01		
F. FUND BALANCE, RESERVES								
1) Beginning Fund Balance								
a) As of July 1 - Unaudited		9791	7,596.75	7,596.75		7,596.75	0.00	0.0%
b) Audit Adjustments		9793	0.00	0.00		0.00	0.00	0.0%
c) As of July 1 - Audited (F1a + F1b)			7,596.75	7,596.75		7,596.75		
d) Other Restatements		9795	0.00	0.00		0.00	0.00	0.0%
e) Adjusted Beginning Balance (F1c + F1d)			7,596.75	7,596.75		7,596.75		
2) Ending Balance, June 30 (E + F1e)			7,658.76	7,658.76		7,658.76		
Components of Ending Fund Balance								
a) Nonspendable								
Revolving Cash		9711	0.00	0.00		0.00		
Stores		9712	0.00	0.00		0.00		
Prepaid Items		9713	0.00	0.00		0.00		
All Others		9719	0.00	0.00		0.00		
b) Legally Restricted Balance		9740	0.00	0.00		0.00		
c) Committed								
Stabilization Arrangements		9750	0.00	0.00		0.00		
Other Commitments		9760	7,658.76	7,658.76		7,658.76		
d) Assigned								
Other Assignments		9780	0.00	0.00		0.00		

Description	Resource Codes	Object Codes	Original Budget (A)	Board Approved Operating Budget (B)	Actuals To Date (C)	Projected Year Totals (D)	Difference (Col B & D) (E)	% Diff Column B & D (F)
e) Unassigned/Unappropriated								
Reserve for Economic Uncertainties		9789	0.00	0.00		0.00		
Unassigned/Unappropriated Amount		9790	0.00	0.00		0.00		
FEDERAL REVENUE								
FEMA		8281	0.00	0.00	0.00	0.00	0.00	0.0%
All Other Federal Revenue		8290	0.00	0.00	0.00	0.00	0.00	0.0%
TOTAL, FEDERAL REVENUE			0.00	0.00	0.00	0.00	0.00	0.0%
OTHER STATE REVENUE								
Pass-Through Revenues from State Sources		8587	0.00	0.00	0.00	0.00	0.00	0.0%
Califomia Clean Energy Jobs Act	6230	8590	0.00	0.00	0.00	0.00	0.00	0.0%
All Other State Revenue	All Other	8590	0.00	0.00	0.00	0.00	0.00	0.0%
TOTAL, OTHER STATE REVENUE			0.00	0.00	0.00	0.00	0.00	0.0%
OTHER LOCAL REVENUE								
Other Local Revenue								
Community Redevelopment Funds Not Subject to LCFF Deduction		8625	0.00	0.00	0.00	0.00	0.00	0.0%
Sales								
Sale of Equipment/Supplies		8631	0.00	0.00	0.00	0.00	0.00	0.0%
Leases and Rentals		8650	0.00	0.00	0.00	0.00	0.00	0.0%
Interest		8660	62.01	62.01	59.63	62.01	0.00	0.0%
Net Increase (Decrease) in the Fair Value of Investments		8662	0.00	0.00	0.00	0.00	0.00	0.0%
Other Local Revenue								
All Other Local Revenue		8699	0.00	0.00	0.00	0.00	0.00	0.0%
All Other Transfers In from All Others		8799	0.00	0.00	0.00	0.00	0.00	0.0%
TOTAL, OTHER LOCAL REVENUE			62.01	62.01	59.63	62.01	0.00	0.0%
TOTAL, REVENUES			62.01	62.01	59.63	62.01		
CLASSIFIED SALARIES								
Classified Support Salaries		2200	0.00	0.00	0.00	0.00	0.00	0.0%
Classified Supervisors' and Administrators' Salaries		2300	0.00	0.00	0.00	0.00	0.00	0.0%
Clerical, Technical and Office Salaries		2400	0.00	0.00	0.00	0.00	0.00	0.0%
Other Classified Salaries		2900	0.00	0.00	0.00	0.00	0.00	0.0%
TOTAL, CLASSIFIED SALARIES			0.00	0.00	0.00	0.00	0.00	0.0%
EMPLOYEE BENEFITS								
STRS		3101-3102	0.00	0.00	0.00	0.00	0.00	0.0%
PERS		3201-3202	0.00	0.00	0.00	0.00	0.00	0.0%
OASDI/Medicare/Alternative		3301-3302	0.00	0.00	0.00	0.00	0.00	0.0%
Health and Welfare Benefits		3401-3402	0.00	0.00	0.00	0.00	0.00	0.0%
Unemployment Insurance		3501-3502	0.00	0.00	0.00	0.00	0.00	0.0%
Workers' Compensation		3601-3602	0.00	0.00	0.00	0.00	0.00	0.0%
OPEB, Allocated		3701-3702	0.00	0.00	0.00	0.00	0.00	0.0%
OPEB, Active Employees		3751-3752	0.00	0.00	0.00	0.00	0.00	0.0%
Other Employee Benefits		3901-3902	0.00	0.00	0.00	0.00	0.00	0.0%
TOTAL, EMPLOYEE BENEFITS			0.00	0.00	0.00	0.00	0.00	0.0%
BOOKS AND SUPPLIES								
Books and Other Reference Materials		4200	0.00	0.00	0.00	0.00	0.00	0.0%
Materials and Supplies		4300	0.00	0.00	0.00	0.00	0.00	0.0%
Noncapitalized Equipment		4400	0.00	0.00	0.00	0.00	0.00	0.0%
TOTAL, BOOKS AND SUPPLIES			0.00	0.00	0.00	0.00	0.00	0.0%
SERVICES AND OTHER OPERATING EXPENDITURES								
Subagreements for Services		5100	0.00	0.00	0.00	0.00	0.00	0.0%

Description	Resource Codes	Object Codes	Original Budget (A)	Board Approved Operating Budget (B)	Actuals To Date (C)	Projected Year Totals (D)	Difference (Col B & D) (E)	% Diff Column B & D (F)
Travel and Conferences		5200	0.00	0.00	0.00	0.00	0.00	0.0%
Insurance		5400-5450	0.00	0.00	0.00	0.00	0.00	0.0%
Operations and Housekeeping Services		5500	0.00	0.00	0.00	0.00	0.00	0.0%
Rentals, Leases, Repairs, and Noncapitalized Improvements		5600	0.00	0.00	0.00	0.00	0.00	0.0%
Transfers of Direct Costs		5710	0.00	0.00	0.00	0.00	0.00	0.0%
Transfers of Direct Costs - Interfund		5750	0.00	0.00	0.00	0.00	0.00	0.0%
Professional/Consulting Services and Operating Expenditures		5800	0.00	0.00	0.00	0.00	0.00	0.0%
Communications		5900	0.00	0.00	0.00	0.00	0.00	0.0%
TOTAL, SERVICES AND OTHER OPERATING EXPENDITURES			0.00	0.00	0.00	0.00	0.00	0.0%
CAPITAL OUTLAY								
Land		6100	0.00	0.00	0.00	0.00	0.00	0.0%
Land Improvements		6170	0.00	0.00	0.00	0.00	0.00	0.0%
Buildings and Improvements of Buildings		6200	0.00	0.00	0.00	0.00	0.00	0.0%
Books and Media for New School Libraries or Major Expansion of School Libraries		6300	0.00	0.00	0.00	0.00	0.00	0.0%
Equipment		6400	0.00	0.00	0.00	0.00	0.00	0.0%
Equipment Replacement		6500	0.00	0.00	0.00	0.00	0.00	0.0%
Lease Assets		6600	0.00	0.00	0.00	0.00	0.00	0.0%
Subscription Assets		6700	0.00	0.00	0.00	0.00	0.00	0.0%
TOTAL, CAPITAL OUTLAY			0.00	0.00	0.00	0.00	0.00	0.0%
OTHER OUTGO (excluding Transfers of Indirect Costs)								
Other Transfers Out								
Transfers of Pass-Through Revenues								
To Districts or Charter Schools		7211	0.00	0.00	0.00	0.00	0.00	0.0%
To County Offices		7212	0.00	0.00	0.00	0.00	0.00	0.0%
To JPAs		7213	0.00	0.00	0.00	0.00	0.00	0.0%
All Other Transfers Out to All Others		7299	0.00	0.00	0.00	0.00	0.00	0.0%
Debt Service								
Debt Service - Interest		7438	0.00	0.00	0.00	0.00	0.00	0.0%
Other Debt Service - Principal		7439	0.00	0.00	0.00	0.00	0.00	0.0%
TOTAL, OTHER OUTGO (excluding Transfers of Indirect Costs)			0.00	0.00	0.00	0.00	0.00	0.0%
TOTAL, EXPENDITURES			0.00	0.00	0.00	0.00		
INTERFUND TRANSFERS								
INTERFUND TRANSFERS IN								
From: General Fund/CSSF		8912	0.00	0.00	0.00	0.00	0.00	0.0%
Other Authorized Interfund Transfers In		8919	0.00	0.00	0.00	0.00	0.00	0.0%
(a) TOTAL, INTERFUND TRANSFERS IN			0.00	0.00	0.00	0.00	0.00	0.0%
INTERFUND TRANSFERS OUT								
To: General Fund/CSSF		7612	0.00	0.00	0.00	0.00	0.00	0.0%
To: State School Building Fund/County School Facilities Fund		7613	0.00	0.00	0.00	0.00	0.00	0.0%
Other Authorized Interfund Transfers Out		7619	0.00	0.00	0.00	0.00	0.00	0.0%
(b) TOTAL, INTERFUND TRANSFERS OUT			0.00	0.00	0.00	0.00	0.00	0.0%
OTHER SOURCES/USES								
SOURCES								
Proceeds								
Proceeds from Sale/Lease-Purchase of Land/Buildings		8953	0.00	0.00	0.00	0.00	0.00	0.0%
Other Sources								
Transfers from Funds of Lapsed/Reorganized LEAs		8965	0.00	0.00	0.00	0.00	0.00	0.0%
Long-Term Debt Proceeds								
Proceeds from Certificates of Participation		8971	0.00	0.00	0.00	0.00	0.00	0.0%

Description	Resource Codes	Object Codes	Original Budget (A)	Board Approved Operating Budget (B)	Actuals To Date (C)	Projected Year Totals (D)	Difference (Col B & D) (E)	% Diff Column B & D (F)
Proceeds from Leases		8972	0.00	0.00	0.00	0.00	0.00	0.0%
Proceeds from Lease Revenue Bonds		8973	0.00	0.00	0.00	0.00	0.00	0.0%
Proceeds from SBITAs		8974	0.00	0.00	0.00	0.00	0.00	0.0%
All Other Financing Sources		8979	0.00	0.00	0.00	0.00	0.00	0.0%
(c) TOTAL, SOURCES			0.00	0.00	0.00	0.00	0.00	0.0%
USES								
Transfers of Funds from Lapsed/Reorganized LEAs		7651	0.00	0.00	0.00	0.00	0.00	0.0%
All Other Financing Uses		7699	0.00	0.00	0.00	0.00	0.00	0.0%
(d) TOTAL, USES			0.00	0.00	0.00	0.00	0.00	0.0%
CONTRIBUTIONS								
Contributions from Unrestricted Revenues		8980	**0.00**	**0.00**	**0.00**	**0.00**	**0.00**	**0.0%**
Contributions from Restricted Revenues		8990	**0.00**	**0.00**	**0.00**	**0.00**	**0.00**	**0.0%**
(e) TOTAL, CONTRIBUTIONS			**0.00**	**0.00**	**0.00**	**0.00**	**0.00**	**0.0%**
TOTAL, OTHER FINANCING SOURCES/USES								
(a - b + c - d + e)			0.00	0.00	0.00	0.00		

Resource	Description	2025-26 Projected Totals
Total, Restricted Balance		0.00

Description	Object Codes	Projected Year Totals (A)	% Change (Cols. C-A/A) (B)	2026-27 Projection (C)	% Change (Cols. E-C/C) (D)	2027-28 Projection (E)
(Enter projections for subsequent years 1 and 2 in Columns C and E; current year - Column A - is extracted)						
A. REVENUES AND OTHER FINANCING SOURCES						
1. LCFF Sources	8010-8099	0.00	0.00%		0.00%	
2. Federal Revenues	8100-8299	0.00	0.00%		0.00%	
3. Other State Revenues	8300-8599	0.00	0.00%		0.00%	
4. Other Local Revenues	8600-8799	161.95	0.00%	161.95	0.00%	161.95
5. Other Financing Sources						
a. Transfers In	8900-8929	0.00	0.00%		0.00%	
b. Other Sources	8930-8979	0.00	0.00%		0.00%	
c. Contributions	8980-8999	0.00	0.00%		0.00%	
6. Total (Sum lines A1 thru A5c)		161.95	0.00%	161.95	0.00%	161.95
B. EXPENDITURES AND OTHER FINANCING USES						
1. Certificated Salaries	1000-1999	0.00	0.00%		0.00%	
2. Classified Salaries	2000-2999	0.00	0.00%		0.00%	
3. Employee Benefits	3000-3999	0.00	0.00%		0.00%	
4. Books and Supplies	4000-4999	0.00	0.00%		0.00%	
5. Services and Other Operating Expenditures	5000-5999	0.00	0.00%		0.00%	
6. Capital Outlay	6000-6999	0.00	0.00%		0.00%	
7. Other Outgo (excluding Transfers of Indirect Costs)	7100-7299, 7400-7499	0.00	0.00%		0.00%	
8. Other Outgo - Transfers of Indirect Costs	7300-7399	0.00	0.00%		0.00%	
9. Other Financing Uses						
a. Transfers Out	7600-7629	0.00	0.00%		0.00%	
b. Other Uses	7630-7699	0.00	0.00%		0.00%	
10. Other Adjustments (Explain in Section E below)						
11. Total (Sum lines B1 thru B10)		0.00	0.00%	0.00	0.00%	0.00
C. NET INCREASE(DECREASE) IN NET POSITION (Line A6 minus line B11)		161.95		161.95		161.95
D. NET POSITION						
1. Beginning Net Position	9791-9795	203,586.39		203,748.34		203,910.29
2. Ending Net Position (Sum lines C and D1)		203,748.34		203,910.29		204,072.24
3. Components of Ending Net Position						
a. Net Investment in Capital Assets	9796	0.00				
b. Restricted Net Position	9797	7,669.45				
c. Unrestricted Net Position	9790	196,078.89		203,910.29		204,072.24
d. Total Components of Ending Net Position (Line D3d must agree with Line D2)		203,748.34		203,910.29		204,072.24

E. ASSUMPTIONS

Please provide below or on a separate attachment the assumptions used to determine the projections for the first and second subsequent fiscal years.

Description	Resource Codes	Object Codes	Original Budget (A)	Board Approved Operating Budget (B)	Actuals To Date (C)	Projected Year Totals (D)	Difference (Col B & D) (E)	% Diff Column B & D (F)
A. REVENUES								
1) LCFF Sources		8010-8099	0.00	0.00	0.00	0.00	0.00	0.0%
2) Federal Revenue		8100-8299	0.00	0.00	0.00	0.00	0.00	0.0%
3) Other State Revenue		8300-8599	0.00	0.00	0.00	0.00	0.00	0.0%
4) Other Local Revenue		8600-8799	161.95	161.95	155.76	161.95	0.00	0.0%
5) TOTAL, REVENUES			161.95	161.95	155.76	161.95		
B. EXPENSES								
1) Certificated Salaries		1000-1999	0.00	0.00	0.00	0.00	0.00	0.0%
2) Classified Salaries		2000-2999	0.00	0.00	0.00	0.00	0.00	0.0%
3) Employee Benefits		3000-3999	0.00	0.00	0.00	0.00	0.00	0.0%
4) Books and Supplies		4000-4999	0.00	0.00	0.00	0.00	0.00	0.0%
5) Services and Other Operating Expenses		5000-5999	0.00	0.00	0.00	0.00	0.00	0.0%
6) Depreciation and Amortization		6000-6999	0.00	0.00	0.00	0.00	0.00	0.0%
7) Other Outgo (excluding Transfers of Indirect Costs)		7100-7299, 7400-7499	0.00	0.00	0.00	0.00	0.00	0.0%
8) Other Outgo - Transfers of Indirect Costs		7300-7399	0.00	0.00	0.00	0.00	0.00	0.0%
9) TOTAL, EXPENSES			0.00	0.00	0.00	0.00		
C. EXCESS (DEFICIENCY) OF REVENUES OVER EXPENSES BEFORE OTHER FINANCING SOURCES AND USES(A5 -B9)			161.95	161.95	155.76	161.95		
D. OTHER FINANCING SOURCES/USES								
1) Interfund Transfers								
a) Transfers In		8900-8929	0.00	0.00	0.00	0.00	0.00	0.0%
b) Transfers Out		7600-7629	0.00	0.00	0.00	0.00	0.00	0.0%
2) Other Sources/Uses								
a) Sources		8930-8979	0.00	0.00	0.00	0.00	0.00	0.0%
b) Uses		7630-7699	0.00	0.00	0.00	0.00	0.00	0.0%
3) Contributions		8980-8999	0.00	0.00	0.00	0.00	0.00	0.0%
4) TOTAL, OTHER FINANCING SOURCES/USES			0.00	0.00	0.00	0.00		
E. NET INCREASE (DECREASE) IN NET POSITION (C + D4)			161.95	161.95	155.76	161.95		
F. NET POSITION								
1) Beginning Net Position								
a) As of July 1 - Unaudited		9791	203,586.39	203,586.39		203,586.39	0.00	0.0%
b) Audit Adjustments		9793	0.00	0.00		0.00	0.00	0.0%
c) As of July 1 - Audited (F1a + F1b)			203,586.39	203,586.39		203,586.39		
d) Other Restatements		9795	0.00	0.00		0.00	0.00	0.0%
e) Adjusted Beginning Net Position (F1c + F1d)			203,586.39	203,586.39		203,586.39		
2) Ending Net Position, June 30 (E + F1e)			203,748.34	203,748.34		203,748.34		

Description	Resource Codes	Object Codes	Original Budget (A)	Board Approved Operating Budget (B)	Actuals To Date (C)	Projected Year Totals (D)	Difference (Col B & D) (E)	% Diff Column B & D (F)
Components of Ending Net Position								
a) Net Investment in Capital Assets		9796	0.00	0.00		0.00		
b) Restricted Net Position		9797	0.00	0.00		7,669.45		
c) Unrestricted Net Position		9790	203,748.34	203,748.34		196,078.89		
OTHER STATE REVENUE								
STRS On-Behalf Pension Contributions	7690	8590	0.00	0.00	0.00	0.00	0.00	0.0%
All Other State Revenue	All Other	8590	0.00	0.00	0.00	0.00	0.00	0.0%
TOTAL, OTHER STATE REVENUE			0.00	0.00	0.00	0.00	0.00	0.0%
OTHER LOCAL REVENUE								
Sales								
All Other Sales		8639	0.00	0.00	0.00	0.00	0.00	0.0%
Leases and Rentals		8650	0.00	0.00	0.00	0.00	0.00	0.0%
Interest		8660	161.95	161.95	155.76	161.95	0.00	0.0%
Net Increase (Decrease) in the Fair Value of Investments		8662	0.00	0.00	0.00	0.00	0.00	0.0%
Fees and Contracts								
All Other Fees and Contracts		8689	0.00	0.00	0.00	0.00	0.00	0.0%
Other Local Revenue								
All Other Local Revenue		8699	0.00	0.00	0.00	0.00	0.00	0.0%
TOTAL, OTHER LOCAL REVENUE			161.95	161.95	155.76	161.95	0.00	0.0%
TOTAL, REVENUES			161.95	161.95	155.76	161.95		
CERTIFICATED SALARIES								
Certificated Teachers' Salaries		1100	0.00	0.00	0.00	0.00	0.00	0.0%
Certificated Pupil Support Salaries		1200	0.00	0.00	0.00	0.00	0.00	0.0%
Certificated Supervisors' and Administrators' Salaries		1300	0.00	0.00	0.00	0.00	0.00	0.0%
Other Certificated Salaries		1900	0.00	0.00	0.00	0.00	0.00	0.0%
TOTAL, CERTIFICATED SALARIES			0.00	0.00	0.00	0.00	0.00	0.0%
CLASSIFIED SALARIES								
Classified Instructional Salaries		2100	0.00	0.00	0.00	0.00	0.00	0.0%
Classified Support Salaries		2200	0.00	0.00	0.00	0.00	0.00	0.0%
Classified Supervisors' and Administrators' Salaries		2300	0.00	0.00	0.00	0.00	0.00	0.0%
Clerical, Technical and Office Salaries		2400	0.00	0.00	0.00	0.00	0.00	0.0%
Other Classified Salaries		2900	0.00	0.00	0.00	0.00	0.00	0.0%
TOTAL, CLASSIFIED SALARIES			0.00	0.00	0.00	0.00	0.00	0.0%
EMPLOYEE BENEFITS								
STRS		3101-3102	0.00	0.00	0.00	0.00	0.00	0.0%
PERS		3201-3202	0.00	0.00	0.00	0.00	0.00	0.0%
OASDI/Medicare/Alternative		3301-3302	0.00	0.00	0.00	0.00	0.00	0.0%
Health and Welfare Benefits		3401-3402	0.00	0.00	0.00	0.00	0.00	0.0%
Unemployment Insurance		3501-3502	0.00	0.00	0.00	0.00	0.00	0.0%
Workers' Compensation		3601-3602	0.00	0.00	0.00	0.00	0.00	0.0%
OPEB, Allocated		3701-3702	0.00	0.00	0.00	0.00	0.00	0.0%
OPEB, Active Employees		3751-3752	0.00	0.00	0.00	0.00	0.00	0.0%
Other Employee Benefits		3901-3902	0.00	0.00	0.00	0.00	0.00	0.0%
TOTAL, EMPLOYEE BENEFITS			0.00	0.00	0.00	0.00	0.00	0.0%

Description	Resource Codes	Object Codes	Original Budget (A)	Board Approved Operating Budget (B)	Actuals To Date (C)	Projected Year Totals (D)	Difference (Col B & D) (E)	% Diff Column B & D (F)
BOOKS AND SUPPLIES								
Approved Textbooks and Core Curricula Materials		4100	0.00	0.00	0.00	0.00	0.00	0.0%
Books and Other Reference Materials		4200	0.00	0.00	0.00	0.00	0.00	0.0%
Materials and Supplies		4300	0.00	0.00	0.00	0.00	0.00	0.0%
Noncapitalized Equipment		4400	0.00	0.00	0.00	0.00	0.00	0.0%
Food		4700	0.00	0.00	0.00	0.00	0.00	0.0%
TOTAL, BOOKS AND SUPPLIES			0.00	0.00	0.00	0.00	0.00	0.0%
SERVICES AND OTHER OPERATING EXPENSES								
Subagreements for Services		5100	0.00	0.00	0.00	0.00	0.00	0.0%
Travel and Conferences		5200	0.00	0.00	0.00	0.00	0.00	0.0%
Dues and Memberships		5300	0.00	0.00	0.00	0.00	0.00	0.0%
Insurance		5400-5450	0.00	0.00	0.00	0.00	0.00	0.0%
Operations and Housekeeping Services		5500	0.00	0.00	0.00	0.00	0.00	0.0%
Rentals, Leases, Repairs, and Noncapitalized Improvements		5600	0.00	0.00	0.00	0.00	0.00	0.0%
Transfers of Direct Costs		5710	0.00	0.00	0.00	0.00	0.00	0.0%
Transfers of Direct Costs - Interfund		5750	0.00	0.00	0.00	0.00	0.00	0.0%
Professional/Consulting Services and Operating Expenditures		5800	0.00	0.00	0.00	0.00	0.00	0.0%
Communications		5900	0.00	0.00	0.00	0.00	0.00	0.0%
TOTAL, SERVICES AND OTHER OPERATING EXPENSES			0.00	0.00	0.00	0.00	0.00	0.0%
DEPRECIATION AND AMORTIZATION								
Depreciation Expense		6900	0.00	0.00	0.00	0.00	0.00	0.0%
Amortization Expense-Lease Assets		6910	0.00	0.00	0.00	0.00	0.00	0.0%
Amortization Expense-Subscription Assets		6920	0.00	0.00	0.00	0.00	0.00	0.0%
TOTAL, DEPRECIATION AND AMORTIZATION			0.00	0.00	0.00	0.00	0.00	0.0%
OTHER OUTGO (excluding Transfers of Indirect Costs)								
Other Transfers Out								
All Other Transfers Out to All Others		7299	0.00	0.00	0.00	0.00	0.00	0.0%
TOTAL, OTHER OUTGO (excluding Transfers of Indirect Costs)			0.00	0.00	0.00	0.00	0.00	0.0%
TOTAL, EXPENSES			0.00	0.00	0.00	0.00		
INTERFUND TRANSFERS								
INTERFUND TRANSFERS IN								
Other Authorized Interfund Transfers In		8919	0.00	0.00	0.00	0.00	0.00	0.0%
(a) TOTAL, INTERFUND TRANSFERS IN			0.00	0.00	0.00	0.00	0.00	0.0%
INTERFUND TRANSFERS OUT								
Other Authorized Interfund Transfers Out		7619	0.00	0.00	0.00	0.00	0.00	0.0%
(b) TOTAL, INTERFUND TRANSFERS OUT			0.00	0.00	0.00	0.00	0.00	0.0%
OTHER SOURCES/USES								
SOURCES								
Other Sources								
Transfers from Funds of Lapsed/Reorganized LEAs		8965	0.00	0.00	0.00	0.00	0.00	0.0%
(c) TOTAL, SOURCES			0.00	0.00	0.00	0.00	0.00	0.0%
USES								
Transfers of Funds from Lapsed/Reorganized LEAs		7651	0.00	0.00	0.00	0.00	0.00	0.0%
(d) TOTAL, USES			0.00	0.00	0.00	0.00	0.00	0.0%
CONTRIBUTIONS								
Contributions from Unrestricted Revenues		8980	0.00	0.00	0.00	0.00	0.00	0.0%
Contributions from Restricted Revenues		8990	0.00	0.00	0.00	0.00	0.00	0.0%
(e) TOTAL, CONTRIBUTIONS			0.00	0.00	0.00	0.00	0.00	0.0%
TOTAL, OTHER FINANCING SOURCES/USES								

Description	Resource Codes	Object Codes	Original Budget (A)	Board Approved Operating Budget (B)	Actuals To Date (C)	Projected Year Totals (D)	Difference (Col B & D) (E)	% Diff Column B & D (F)
(a - b + c - d + e)			0.00	0.00	0.00	0.00		

Resource	Description	2025-26 Projected Totals
9010	Other Restricted Local	7,669.45
Total, Restricted Net Position		7,669.45

Description	Object Codes	Projected Year Totals (A)	% Change (Cols. C-A/A) (B)	2026-27 Projection (C)	% Change (Cols. E-C/C) (D)	2027-28 Projection (E)
(Enter projections for subsequent years 1 and 2 in Columns C and E; current year - Column A - is extracted)						
A. REVENUES AND OTHER FINANCING SOURCES						
1. LCFF Sources	8010-8099	0.00	0.00%		0.00%	
2. Federal Revenues	8100-8299	0.00	0.00%		0.00%	
3. Other State Revenues	8300-8599	0.00	0.00%		0.00%	
4. Other Local Revenues	8600-8799	24,000.00	0.00%	24,000.00	0.00%	24,000.00
5. Other Financing Sources						
a. Transfers In	8900-8929	0.00	0.00%		0.00%	
b. Other Sources	8930-8979	0.00	0.00%		0.00%	
c. Contributions	8980-8999	0.00	0.00%		0.00%	
6. Total (Sum lines A1 thru A5c)		24,000.00	0.00%	24,000.00	0.00%	24,000.00
B. EXPENDITURES AND OTHER FINANCING USES						
1. Certificated Salaries	1000-1999	0.00	0.00%		0.00%	
2. Classified Salaries	2000-2999	0.00	0.00%		0.00%	
3. Employee Benefits	3000-3999	0.00	0.00%		0.00%	
4. Books and Supplies	4000-4999	0.00	0.00%		0.00%	
5. Services and Other Operating Expenditures	5000-5999	0.00	0.00%		0.00%	
6. Capital Outlay	6000-6999	0.00	0.00%		0.00%	
7. Other Outgo (excluding Transfers of Indirect Costs)	7100-7299, 7400-7499	0.00	0.00%		0.00%	
8. Other Outgo - Transfers of Indirect Costs	7300-7399	0.00	0.00%		0.00%	
9. Other Financing Uses						
a. Transfers Out	7600-7629	0.00	0.00%		0.00%	
b. Other Uses	7630-7699	0.00	0.00%		0.00%	
10. Other Adjustments (Explain in Section E below)						
11. Total (Sum lines B1 thru B10)		0.00	0.00%	0.00	0.00%	0.00
C. NET INCREASE(DECREASE) IN NET POSITION (Line A6 minus line B11)		24,000.00		24,000.00		24,000.00
D. NET POSITION						
1. Beginning Net Position	9791-9795	3,105,450.98		3,129,450.98		3,153,450.98
2. Ending Net Position (Sum lines C and D1)		3,129,450.98		3,153,450.98		3,177,450.98
3. Components of Ending Net Position						
a. Net Investment in Capital Assets	9796	0.00				
b. Restricted Net Position	9797	1,646,493.97				
c. Unrestricted Net Position	9790	1,482,957.01		3,153,450.98		3,177,450.98
d. Total Components of Ending Net Position (Line D3d must agree with Line D2)		3,129,450.98		3,153,450.98		3,177,450.98

E. ASSUMPTIONS

Please provide below or on a separate attachment the assumptions used to determine the projections for the first and second subsequent fiscal years.

Description	Resource Codes	Object Codes	Original Budget (A)	Board Approved Operating Budget (B)	Actuals To Date (C)	Projected Year Totals (D)	Difference (Col B & D) (E)	% Diff Column B & D (F)
A. REVENUES								
1) LCFF Sources		8010-8099	0.00	0.00	0.00	0.00	0.00	0.0%
2) Federal Revenue		8100-8299	0.00	0.00	0.00	0.00	0.00	0.0%
3) Other State Revenue		8300-8599	0.00	0.00	0.00	0.00	0.00	0.0%
4) Other Local Revenue		8600-8799	24,000.00	24,000.00	0.00	24,000.00	0.00	0.0%
5) TOTAL, REVENUES			24,000.00	24,000.00	0.00	24,000.00		
B. EXPENSES								
1) Certificated Salaries		1000-1999	0.00	0.00	0.00	0.00	0.00	0.0%
2) Classified Salaries		2000-2999	0.00	0.00	0.00	0.00	0.00	0.0%
3) Employee Benefits		3000-3999	0.00	0.00	0.00	0.00	0.00	0.0%
4) Books and Supplies		4000-4999	0.00	0.00	0.00	0.00	0.00	0.0%
5) Services and Other Operating Expenses		5000-5999	0.00	0.00	0.00	0.00	0.00	0.0%
6) Depreciation and Amortization		6000-6999	0.00	0.00	0.00	0.00	0.00	0.0%
7) Other Outgo (excluding Transfers of Indirect Costs)		7100-7299, 7400-7499	0.00	0.00	0.00	0.00	0.00	0.0%
8) Other Outgo - Transfers of Indirect Costs		7300-7399	0.00	0.00	0.00	0.00	0.00	0.0%
9) TOTAL, EXPENSES			0.00	0.00	0.00	0.00		
C. EXCESS (DEFICIENCY) OF REVENUES OVER EXPENSES BEFORE OTHER FINANCING SOURCES AND USES(A5 -B9)			24,000.00	24,000.00	0.00	24,000.00		
D. OTHER FINANCING SOURCES/USES								
1) Interfund Transfers								
a) Transfers In		8900-8929	0.00	0.00	0.00	0.00	0.00	0.0%
b) Transfers Out		7600-7629	0.00	0.00	0.00	0.00	0.00	0.0%
2) Other Sources/Uses								
a) Sources		8930-8979	0.00	0.00	0.00	0.00	0.00	0.0%
b) Uses		7630-7699	0.00	0.00	0.00	0.00	0.00	0.0%
3) Contributions		8980-8999	0.00	0.00	0.00	0.00	0.00	0.0%
4) TOTAL, OTHER FINANCING SOURCES/USES			0.00	0.00	0.00	0.00		
E. NET INCREASE (DECREASE) IN NET POSITION (C + D4)			24,000.00	24,000.00	0.00	24,000.00		
F. NET POSITION								
1) Beginning Net Position								
a) As of July 1 - Unaudited	9791		3,105,450.98	3,105,450.98		3,105,450.98	0.00	0.0%
b) Audit Adjustments	9793		0.00	0.00		0.00	0.00	0.0%
c) As of July 1 - Audited (F1a + F1b)			3,105,450.98	3,105,450.98		3,105,450.98		
d) Other Restatements	9795		0.00	0.00		0.00	0.00	0.0%
e) Adjusted Beginning Net Position (F1c + F1d)			3,105,450.98	3,105,450.98		3,105,450.98		
2) Ending Net Position, June 30 (E + F1e)			3,129,450.98	3,129,450.98		3,129,450.98		

Description	Resource Codes	Object Codes	Original Budget (A)	Board Approved Operating Budget (B)	Actuals To Date (C)	Projected Year Totals (D)	Difference (Col B & D) (E)	% Diff Column B & D (F)
Components of Ending Net Position								
a) Net Investment in Capital Assets		9796	0.00	0.00		0.00		
b) Restricted Net Position		9797	0.00	0.00		1,646,493.97		
c) Unrestricted Net Position		9790	3,129,450.98	3,129,450.98		1,482,957.01		
OTHER LOCAL REVENUE								
Interest		8660	24,000.00	24,000.00	0.00	24,000.00	0.00	0.0%
Net Increase (Decrease) in the Fair Value of Investments		8662	0.00	0.00	0.00	0.00	0.00	0.0%
Fees and Contracts								
In-District Premiums/Contributions		8674	0.00	0.00	0.00	0.00	0.00	0.0%
Other Local Revenue								
All Other Local Revenue		8699	0.00	0.00	0.00	0.00	0.00	0.0%
TOTAL, OTHER LOCAL REVENUE			24,000.00	24,000.00	0.00	24,000.00	0.00	0.0%
TOTAL, REVENUES			24,000.00	24,000.00	0.00	24,000.00		
SERVICES AND OTHER OPERATING EXPENSES								
Subagreements for Services		5100	0.00	0.00	0.00	0.00	0.00	0.0%
Professional/Consulting Services and Operating Expenditures		5800	0.00	0.00	0.00	0.00	0.00	0.0%
TOTAL, SERVICES AND OTHER OPERATING EXPENSES			0.00	0.00	0.00	0.00	0.00	0.0%
TOTAL, EXPENSES			0.00	0.00	0.00	0.00		
INTERFUND TRANSFERS								
INTERFUND TRANSFERS IN								
Other Authorized Interfund Transfers In		8919	0.00	0.00	0.00	0.00	0.00	0.0%
(a) TOTAL, INTERFUND TRANSFERS IN			0.00	0.00	0.00	0.00	0.00	0.0%
OTHER SOURCES/USES								
SOURCES								
Other Sources								
Transfers from Funds of Lapsed/Reorganized LEAs		8965	0.00	0.00	0.00	0.00	0.00	0.0%
All Other Financing Sources		8979	0.00	0.00	0.00	0.00	0.00	0.0%
(c) TOTAL, SOURCES			0.00	0.00	0.00	0.00	0.00	0.0%
USES								
Transfers of Funds from Lapsed/Reorganized LEAs		7651	0.00	0.00	0.00	0.00	0.00	0.0%
(d) TOTAL, USES			0.00	0.00	0.00	0.00	0.00	0.0%
CONTRIBUTIONS								
Contributions from Unrestricted Revenues		8980	**0.00**	**0.00**	**0.00**	**0.00**	**0.00**	**0.0%**
Contributions from Restricted Revenues		8990	**0.00**	**0.00**	**0.00**	**0.00**	**0.00**	**0.0%**
(e) TOTAL, CONTRIBUTIONS			**0.00**	**0.00**	**0.00**	**0.00**	**0.00**	**0.0%**
TOTAL, OTHER FINANCING SOURCES/USES								
(a + c - d + e)			0.00	0.00	0.00	0.00		

Resource	Description	2025-26 Projected Totals
9010	Other Restricted Local	1,646,493.97
Total, Restricted Net Position		1,646,493.97

Description	ESTIMATED FUNDED ADA Original Budget (A)	ESTIMATED FUNDED ADA Board Approved Operating Budget (B)	ESTIMATED P-2 REPORT ADA Projected Year Totals (C)	ESTIMATED FUNDED ADA Projected Year Totals (D)	DIFFERENCE (Col. D - B) (E)	PERCENTAGE DIFFERENCE (Col. E / B) (F)
A. DISTRICT						
1. Total District Regular ADA Includes Opportunity Classes, Home & Hospital, Special Day Class, Continuation Education, Special Education NPS/LCI and Extended Year, and Community Day School (includes Necessary Small School ADA)	832.48	832.48	769.57	800.26	(32.22)	-4.0%
2. Total Basic Aid Choice/Court Ordered Voluntary Pupil Transfer Regular ADA Includes Opportunity Classes, Home & Hospital, Special Day Class, Continuation Education, Special Education NPS/LCI and Extended Year, and Community Day School (ADA not included in Line A1 above)					0.00	
3. Total Basic Aid Open Enrollment Regular ADA Includes Opportunity Classes, Home & Hospital, Special Day Class, Continuation Education, Special Education NPS/LCI and Extended Year, and Community Day School (ADA not included in Line A1 above)					0.00	
4. Total, District Regular ADA (Sum of Lines A1 through A3)	832.48	832.48	769.57	800.26	(32.22)	-4.0%
5. District Funded County Program ADA						
a. County Community Schools					0.00	
b. Special Education-Special Day Class	25.41	25.41	25.41	25.41	0.00	0.0%
c. Special Education-NPS/LCI					0.00	
d. Special Education Extended Year					0.00	
e. Other County Operated Programs: Opportunity Schools and Full Day Opportunity Classes, Specialized Secondary Schools					0.00	
f. County School Tuition Fund (Out of State Tuition) [EC 2000 and 46380]					0.00	
g. Total, District Funded County Program ADA (Sum of Lines A5a through A5f)	25.41	25.41	25.41	25.41	0.00	0.0%
6. TOTAL DISTRICT ADA (Sum of Line A4 and Line A5g)	857.89	857.89	794.98	825.67	(32.22)	-4.0%
7. Adults in Correctional Facilities					0.00	
8. Charter School ADA (Enter Charter School ADA using Tab C. Charter School ADA)						

Description	ESTIMATED FUNDED ADA Original Budget (A)	ESTIMATED FUNDED ADA Board Approved Operating Budget (B)	ESTIMATED P-2 REPORT ADA Projected Year Totals (C)	ESTIMATED FUNDED ADA Projected Year Totals (D)	DIFFERENCE (Col. D - B) (E)	PERCENTAGE DIFFERENCE (Col. E / B) (F)
B. COUNTY OFFICE OF EDUCATION						
1. County Program Alternative Education Grant ADA						
a. County Group Home and Institution Pupils					0.00	
b. Juvenile Halls, Homes, and Camps					0.00	
c. Probation Referred, On Probation or Parole, Expelled per EC 48915(a) or (c) [EC 2574(c)(4)(A)]					0.00	
d. Total, County Program Alternative Education ADA (Sum of Lines B1a through B1c)	0.00	0.00	0.00	0.00	0.00	0.0%
2. District Funded County Program ADA						
a. County Community Schools					0.00	
b. Special Education-Special Day Class					0.00	
c. Special Education-NPS/LCI					0.00	
d. Special Education Extended Year					0.00	
e. Other County Operated Programs: Opportunity Schools and Full Day Opportunity Classes, Specialized Secondary Schools					0.00	
f. County School Tuition Fund (Out of State Tuition) [EC 2000 and 46380]					0.00	
g. Total, District Funded County Program ADA (Sum of Lines B2a through B2f)	0.00	0.00	0.00	0.00	0.00	0.0%
3. TOTAL COUNTY OFFICE ADA (Sum of Lines B1d and B2g)	0.00	0.00	0.00	0.00	0.00	0.0%
4. Adults in Correctional Facilities					0.00	
5. County Operations Grant ADA					0.00	
6. Charter School ADA (Enter Charter School ADA using Tab C. Charter School ADA)						

Description	ESTIMATED FUNDED ADA Original Budget (A)	ESTIMATED FUNDED ADA Board Approved Operating Budget (B)	ESTIMATED P-2 REPORT ADA Projected Year Totals (C)	ESTIMATED FUNDED ADA Projected Year Totals (D)	DIFFERENCE (Col. D - B) (E)	PERCENTAGE DIFFERENCE (Col. E / B) (F)
C. CHARTER SCHOOL ADA						
Authorizing LEAs reporting charter school SACS financial data in their Fund 01, 09, or 62 use this worksheet to report ADA for those charter schools.						
Charter schools reporting SACS financial data separately from their authorizing LEAs in Fund 01 or Fund 62 use this worksheet to report their ADA.						
FUND 01: Charter School ADA corresponding to SACS financial data reported in Fund 01.						
1. Total Charter School Regular ADA					0.00	
2. Charter School County Program Alternative Education ADA						
a. County Group Home and Institution Pupils					0.00	
b. Juvenile Halls, Homes, and Camps					0.00	
c. Probation Referred, On Probation or Parole, Expelled per EC 48915(a) or (c) [EC 2574(c)(4)(A)]					0.00	
d. Total, Charter School County Program Alternative Education ADA (Sum of Lines C2a through C2c)	0.00	0.00	0.00	0.00	0.00	0.0%
3. Charter School Funded County Program ADA						
a. County Community Schools					0.00	
b. Special Education-Special Day Class					0.00	
c. Special Education-NPS/LCI					0.00	
d. Special Education Extended Year					0.00	
e. Other County Operated Programs: Opportunity Schools and Full Day Opportunity Classes, Specialized Secondary Schools					0.00	
f. Total, Charter School Funded County Program ADA (Sum of Lines C3a through C3e)	0.00	0.00	0.00	0.00	0.00	0.0%
4. TOTAL CHARTER SCHOOL ADA (Sum of Lines C1, C2d, and C3f)	0.00	0.00	0.00	0.00	0.00	0.0%
FUND 09 or 62: Charter School ADA corresponding to SACS financial data reported in Fund 09 or Fund 62.						
5. Total Charter School Regular ADA					0.00	
6. Charter School County Program Alternative Education ADA						
a. County Group Home and Institution Pupils					0.00	
b. Juvenile Halls, Homes, and Camps					0.00	
c. Probation Referred, On Probation or Parole, Expelled per EC 48915(a) or (c) [EC 2574(c)(4)(A)]					0.00	
d. Total, Charter School County Program Alternative Education ADA (Sum of Lines C6a through C6c)	0.00	0.00	0.00	0.00	0.00	0.0%
7. Charter School Funded County Program ADA						
a. County Community Schools					0.00	
b. Special Education-Special Day Class					0.00	
c. Special Education-NPS/LCI					0.00	
d. Special Education Extended Year					0.00	
e. Other County Operated Programs: Opportunity Schools and Full Day Opportunity Classes, Specialized Secondary Schools					0.00	
f. Total, Charter School Funded County						

Description	ESTIMATED FUNDED ADA Original Budget (A)	ESTIMATED FUNDED ADA Board Approved Operating Budget (B)	ESTIMATED P-2 REPORT ADA Projected Year Totals (C)	ESTIMATED FUNDED ADA Projected Year Totals (D)	DIFFERENCE (Col. D - B) (E)	PERCENTAGE DIFFERENCE (Col. E / B) (F)
Program ADA (Sum of Lines C7a through C7e)	0.00	0.00	0.00	0.00	0.00	0.0%
8. TOTAL CHARTER SCHOOL ADA (Sum of Lines C5, C6d, and C7f)	0.00	0.00	0.00	0.00	0.00	0.0%
9. TOTAL CHARTER SCHOOL ADA Reported in Fund 01, 09, or 62 (Sum of Lines C4 and C8)	0.00	0.00	0.00	0.00	0.00	0.0%

Description	Object	Beginning Balances (Ref. Only)	July	August	September	October	November	December	January	February
ACTUALS THROUGH THE MONTH OF (Enter Month Name):	FEBRUARY									
A. BEGINNING CASH			2,348,681.77	2,508,484.66	1,819,699.85	1,942,945.17	1,625,497.85	1,301,498.16	2,844,416.16	3,637,098.16
B. RECEIPTS										
LCFF Sources										
Principal Apportionment	8010-8019		420,292.00	420,292.00	1,248,265.00	750,884.00	750,884.00	1,265,191.00	745,242.00	707,857.00
Property Taxes	8020-8079		0.00	0.00	0.00	0.00	0.00	1,052,034.00	1,164,148.00	0.00
Miscellaneous Funds	8080-8099		0.00	0.00	0.00	0.00	0.00	0.00	0.00	0.00
Federal Revenue	8100-8299		10,428.00	0.00	102,172.00	7,502.00	0.00	17,128.00	26,227.00	14,493.00
Other State Revenue	8300-8599		0.00	0.00	30,262.00	239,487.00	143,708.00	192,067.00	148,388.00	8,983.00
Other Local Revenue	8600-8799		0.00	204,151.00	4,019.00	185,002.00	4,385.00	147,016.00	20,260.00	(500.00)
Interfund Transfers In	8900-8929		0.00	0.00	0.00	0.00	0.00	0.00	0.00	0.00
All Other Financing Sources	8930-8979		0.00	0.00	0.00	0.00	0.00	0.00	0.00	0.00
TOTAL RECEIPTS			430,720.00	624,443.00	1,384,718.00	1,182,875.00	898,977.00	2,673,436.00	2,104,265.00	730,833.00
C. DISBURSEMENTS										
Certificated Salaries	1000-1999		40,292.00	521,012.00	419,736.00	449,506.00	472,191.00	469,856.00	467,373.00	451,048.00
Classified Salaries	2000-2999		72,335.00	273,247.00	258,465.00	249,393.00	252,734.00	255,544.00	264,508.00	250,183.00
Employee Benefits	3000-3999		129,157.00	322,859.00	304,413.00	313,271.00	264,518.00	302,367.00	300,664.00	300,412.00
Books and Supplies	4000-4999		2,503.00	14,159.00	37,424.00	92,982.00	26,963.00	14,515.00	34,174.00	44,986.00
Services	5000-5999		236,781.00	208,710.00	245,875.00	289,618.00	218,273.00	88,236.00	239,613.00	204,004.00
Capital Outlay	6000-6999		0.00	0.00	0.00	78,941.00	0.00	0.00	5,251.00	0.00
Other Outgo	7000-7499		0.00	0.00	0.00	0.00	0.00	0.00	0.00	0.00
Interfund Transfers Out	7600-7629		20,000.00	0.00	0.00	0.00	0.00	0.00	0.00	0.00
All Other Financing Uses	7630-7699		0.00	0.00	0.00	0.00	0.00	0.00	0.00	0.00
TOTAL DISBURSEMENTS			501,068.00	1,339,987.00	1,265,913.00	1,473,711.00	1,234,679.00	1,130,518.00	1,311,583.00	1,250,633.00
D. BALANCE SHEET ITEMS										
Assets and Deferred Outflows										
Cash Not In Treasury	9111-9199	0.00	0.00	0.00	0.00	0.00	0.00	0.00	0.00	0.00
Accounts Receivable	9200-9299	0.00	0.00	0.00	0.00	0.00	0.00	0.00	0.00	0.00
Due From Other Funds	9310	0.00	0.00	0.00	0.00	0.00	0.00	0.00	0.00	0.00
Stores	9320	0.00	0.00	0.00	0.00	0.00	0.00	0.00	0.00	0.00
Prepaid Expenditures	9330	0.00	0.00	0.00	0.00	0.00	0.00	0.00	0.00	0.00

Description	Object	Beginning Balances (Ref. Only)	July	August	September	October	November	December	January	February
Other Current Assets	9340	0.00	0.00	0.00	0.00	0.00	0.00	0.00	0.00	0.00
Lease Receivable	9380									
Deferred Outflows of Resources	9490	0.00	0.00	0.00	0.00	0.00	0.00	0.00	0.00	0.00
SUBTOTAL		0.00	0.00	0.00	0.00	0.00	0.00	0.00	0.00	0.00
Liabilities and Deferred Inflows										
Accounts Payable	9500-9599	(99,621.50)	(83,331.00)	(26,759.19)	(4,440.32)	26,611.32	(11,702.31)	0.00	0.00	0.00
Due To Other Funds	9610	(250,000.00)	0.00	0.00	0.00	0.00	0.00	0.00	0.00	0.00
Current Loans	9640	0.00	0.00	0.00	0.00	0.00	0.00	0.00	0.00	0.00
Unearned Revenues	9650	(146,819.89)	(146,819.89)	0.00	0.00	0.00	0.00	0.00	0.00	0.00
Deferred Inflows of Resources	9690	0.00	0.00	0.00	0.00	0.00	0.00	0.00	0.00	0.00
SUBTOTAL		(496,441.39)	(230,150.89)	(26,759.19)	(4,440.32)	26,611.32	(11,702.31)	0.00	0.00	0.00
Nonoperating										
Suspense Clearing	9910	0.00	0.00	0.00	0.00	0.00	0.00	0.00	0.00	0.00
TOTAL BALANCE SHEET ITEMS		496,441.39	230,150.89	26,759.19	4,440.32	(26,611.32)	11,702.31	0.00	0.00	0.00
E. NET INCREASE/DECREASE (B - C + D)			159,802.89	(688,784.81)	123,245.32	(317,447.32)	(323,999.69)	1,542,918.00	792,682.00	(519,800.00)
F. ENDING CASH (A + E)			2,508,484.66	1,819,699.85	1,942,945.17	1,625,497.85	1,301,498.16	2,844,416.16	3,637,098.16	3,117,298.16
G. ENDING CASH, PLUS CASH ACCRUALS AND ADJUSTMENTS										

Description	Object	March	April	May	June	Accruals	Adjustments	TOTAL	BUDGET
ACTUALS THROUGH THE MONTH OF (Enter Month Name):	FEBRUARY								
A. BEGINNING CASH		3,117,298.16	3,818,186.00	4,434,532.88	4,331,675.31				
B. RECEIPTS									
LCFF Sources									
Principal Apportionment	8010-8019	1,068,997.01	365,463.51	365,463.51	726,603.52	0.00	0.00	8,835,434.55	8,835,434.56
Property Taxes	8020-8079	0.00	719,204.45	0.00	0.00	0.00	0.00	2,935,386.45	2,935,386.45
Miscellaneous Funds	8080-8099	0.00	0.00	0.00	0.00	0.00	0.00	0.00	0.00
Federal Revenue	8100-8299	177,306.80	177,306.80	177,306.80	177,306.80	0.00	0.00	887,177.20	887,177.20
Other State Revenue	8300-8599	593,389.51	593,389.51	593,389.51	593,389.49	0.00	(.01)	3,136,453.01	3,136,453.01
Other Local Revenue	8600-8799	254,206.59	153,994.68	153,994.68	154,045.91	0.00	0.00	1,280,574.86	1,280,574.86
Interfund Transfers In	8900-8929	0.00	0.00	0.00	0.00	0.00	0.00	0.00	0.00
All Other Financing Sources	8930-8979	0.00	0.00	0.00	0.00	0.00	0.00	0.00	0.00
TOTAL RECEIPTS		2,093,899.91	2,009,358.95	1,290,154.50	1,651,345.72	0.00	(.01)	17,075,026.07	17,075,026.08
C. DISBURSEMENTS									
Certificated Salaries	1000-1999	395,345.41	395,345.41	395,345.41	958,650.65	(2.44)	0.00	5,435,698.44	5,435,698.45
Classified Salaries	2000-2999	253,819.78	253,819.78	253,819.78	564,835.37	.91	(.11)	3,202,704.51	3,202,704.50
Employee Benefits	3000-3999	296,195.39	296,195.39	296,195.39	669,410.02	1.74	.12	3,795,659.05	3,795,659.07
Books and Supplies	4000-4999	136,767.91	136,767.91	136,767.91	136,767.90	0.00	0.00	814,777.63	814,777.63
Services	5000-5999	310,883.58	310,883.58	310,883.58	310,883.58	0.00	0.00	2,974,644.32	2,974,644.32
Capital Outlay	6000-6999	0.00	0.00	0.00	225,698.48	0.00	0.00	309,890.48	309,890.48
Other Outgo	7000-7499	0.00	0.00	0.00	263,531.46	0.00	0.00	263,531.46	263,531.46
Interfund Transfers Out	7600-7629	0.00	0.00	0.00	230,000.00	0.00	0.00	250,000.00	250,000.00
All Other Financing Uses	7630-7699	0.00	0.00	0.00	0.00	0.00	0.00	0.00	0.00
TOTAL DISBURSEMENTS		1,393,012.07	1,393,012.07	1,393,012.07	3,359,777.46	.21	.01	17,046,905.89	17,046,905.91
D. BALANCE SHEET ITEMS									
Assets and Deferred Outflows									
Cash Not In Treasury	9111-9199	0.00	0.00	0.00	0.00	0.00	0.00	0.00	
Accounts Receivable	9200-9299	0.00	0.00	0.00	0.00	0.00	0.00	0.00	
Due From Other Funds	9310	0.00	0.00	0.00	0.00	0.00	0.00	0.00	
Stores	9320	0.00	0.00	0.00	0.00	0.00	0.00	0.00	
Prepaid Expenditures	9330	0.00	0.00	0.00	0.00	0.00	0.00	0.00	
Other Current Assets	9340	0.00	0.00	0.00	0.00	0.00	0.00	0.00	
Lease Receivable	9380							0.00	

Description	Object	March	April	May	June	Accruals	Adjustments	TOTAL	BUDGET
Deferred Outflows of Resources	9490	0.00	0.00	0.00	0.00	0.00	0.00	0.00	
SUBTOTAL		0.00	0.00	0.00	0.00	0.00	0.00	0.00	
Liabilities and Deferred Inflows									
Accounts Payable	9500-9599	0.00	0.00	0.00	0.00	0.00	0.00	(99,621.50)	
Due To Other Funds	9610	0.00	0.00	0.00	(250,000.00)	0.00	0.00	(250,000.00)	
Current Loans	9640	0.00	0.00	0.00	0.00	0.00	0.00	0.00	
Unearned Revenues	9650	0.00	0.00	0.00	0.00	0.00	0.00	(146,819.89)	
Deferred Inflows of Resources	9690	0.00	0.00	0.00	0.00	0.00	0.00	0.00	
SUBTOTAL		0.00	0.00	0.00	(250,000.00)	0.00	0.00	(496,441.39)	
Nonoperating									
Suspense Clearing	9910	0.00	0.00	0.00	0.00	0.00	0.00	0.00	
TOTAL BALANCE SHEET ITEMS		0.00	0.00	0.00	250,000.00	0.00	0.00	496,441.39	
E. NET INCREASE/DECREASE (B - C + D)		700,887.84	616,346.88	(102,857.57)	(1,458,431.74)	(.21)	(.02)	524,561.57	28,120.17
F. ENDING CASH (A + E)		3,818,186.00	4,434,532.88	4,331,675.31	2,873,243.57				
G. ENDING CASH, PLUS CASH ACCRUALS AND ADJUSTMENTS								2,873,243.34	

Description	Object	Beginning Balances (Ref. Only)	July	August	September	October	November	December	January	February
ACTUALS THROUGH THE MONTH OF (Enter Month Name):	JUNE									
A. BEGINNING CASH			2,873,243.57	3,190,316.51	3,303,997.75	3,430,059.08	2,811,925.35	2,264,228.52	3,748,081.67	2,756,581.26
B. RECEIPTS										
LCFF Sources										
Principal Apportionment	8010-8019		301,984.08	301,984.08	1,240,392.34	543,571.34	543,571.34	1,240,392.34	543,571.34	543,571.34
Property Taxes	8020-8079		0.00	0.00	0.00	0.00	0.00	1,467,693.23	0.00	0.00
Miscellaneous Funds	8080-8099		0.00	0.00	0.00	0.00	0.00	0.00	0.00	0.00
Federal Revenue	8100-8299		73,928.48	73,928.48	73,928.48	73,928.48	73,928.48	73,928.48	73,928.48	73,928.48
Other State Revenue	8300-8599		129,001.20	129,001.20	129,001.20	129,001.20	161,124.47	183,569.84	129,001.20	129,001.20
Other Local Revenue	8600-8799		50,302.98	50,302.98	66,625.40	50,302.98	50,302.98	66,625.40	50,302.98	50,302.98
Interfund Transfers In	8900-8929		0.00	0.00	0.00	0.00	0.00	0.00	0.00	0.00
All Other Financing Sources	8930-8979		0.00	0.00	0.00	0.00	0.00	0.00	0.00	0.00
TOTAL RECEIPTS			555,216.74	555,216.74	1,509,947.42	796,804.00	828,927.27	3,032,209.29	796,804.00	796,804.00
C. DISBURSEMENTS										
Certificated Salaries	1000-1999		80,930.86	80,930.86	475,776.33	475,776.33	475,776.33	475,776.33	475,776.33	475,776.33
Classified Salaries	2000-2999		50,053.30	50,053.30	294,253.36	294,253.36	294,253.36	294,253.36	294,253.36	294,253.36
Employee Benefits	3000-3999		57,593.30	57,593.30	338,579.49	338,579.49	338,579.49	338,579.49	338,579.49	338,579.49
Books and Supplies	4000-4999		59,811.79	59,811.79	59,811.79	59,811.79	59,811.79	59,811.79	59,811.79	59,811.79
Services	5000-5999		219,905.44	219,905.44	219,905.44	219,905.44	219,905.44	219,905.44	219,905.44	219,905.44
Capital Outlay	6000-6999		0.00	0.00	0.00	0.00	0.00	0.00	0.00	0.00
Other Outgo	7000-7499		0.00	0.00	0.00	0.00	0.00	160,029.73	149,978.00	0.00
Interfund Transfers Out	7600-7629		0.00	0.00	0.00	0.00	0.00	0.00	250,000.00	0.00

Description	Object	Beginning Balances (Ref. Only)	July	August	September	October	November	December	January	February
All Other Financing Uses	7630-7699		0.00	0.00	0.00	0.00	0.00	0.00	0.00	0.00
TOTAL DISBURSEMENTS			468,294.69	468,294.69	1,388,326.41	1,388,326.41	1,388,326.41	1,548,356.14	1,788,304.41	1,388,326.41
D. BALANCE SHEET ITEMS										
Assets and Deferred Outflows										
Cash Not In Treasury	9111-9199	0.00	0.00	0.00	0.00	0.00	0.00	0.00	0.00	0.00
Accounts Receivable	9200-9299	0.00	0.00	0.00	0.00	0.00	0.00	0.00	0.00	0.00
Due From Other Funds	9310	0.00	0.00	0.00	0.00	0.00	0.00	0.00	0.00	0.00
Stores	9320	0.00	0.00	0.00	0.00	0.00	0.00	0.00	0.00	0.00
Prepaid Expenditures	9330	0.00	0.00	0.00	0.00	0.00	0.00	0.00	0.00	0.00
Other Current Assets	9340	0.00	0.00	0.00	0.00	0.00	0.00	0.00	0.00	0.00
Lease Receivable	9380									
Deferred Outflows of Resources	9490	0.00	0.00	0.00	0.00	0.00	0.00	0.00	0.00	0.00
SUBTOTAL		0.00	0.00	0.00	0.00	0.00	0.00	0.00	0.00	0.00
Liabilities and Deferred Inflows										
Accounts Payable	9500-9599	(99,621.50)	(83,331.00)	(26,759.19)	(4,440.32)	26,611.32	(11,702.31)	0.00	0.00	0.00
Due To Other Funds	9610	(250,000.00)	0.00	0.00	0.00	0.00	0.00	0.00	0.00	0.00
Current Loans	9640	0.00	0.00	0.00	0.00	0.00	0.00	0.00	0.00	0.00
Unearned Revenues	9650	(146,819.89)	(146,819.89)	0.00	0.00	0.00	0.00	0.00	0.00	0.00
Deferred Inflows of Resources	9690	0.00	0.00	0.00	0.00	0.00	0.00	0.00	0.00	0.00
SUBTOTAL		(496,441.39)	(230,150.89)	(26,759.19)	(4,440.32)	26,611.32	(11,702.31)	0.00	0.00	0.00
Nonoperating										
Suspense Clearing	9910	0.00	0.00	0.00	0.00	0.00	0.00	0.00	0.00	0.00
TOTAL BALANCE SHEET ITEMS		496,441.39	230,150.89	26,759.19	4,440.32	(26,611.32)	11,702.31	0.00	0.00	0.00
E. NET INCREASE/DECREASE (B - C + D)			317,072.94	113,681.24	126,061.33	(618,133.73)	(547,696.83)	1,483,853.15	(991,500.41)	(591,522.41)
F. ENDING CASH (A + E)			3,190,316.51	3,303,997.75	3,430,059.08	2,811,925.35	2,264,228.52	3,748,081.67	2,756,581.26	2,165,058.85
G. ENDING CASH, PLUS CASH ACCRUALS AND ADJUSTMENTS										

Description	Object	March	April	May	June	Accruals	Adjustments	TOTAL	BUDGET
ACTUALS THROUGH THE MONTH OF (Enter Month Name):	JUNE								
A. BEGINNING CASH		2,165,058.85	2,341,248.50	3,217,419.32	2,625,896.91				
B. RECEIPTS									
LCFF Sources									
Principal Apportionment	8010-8019	1,240,392.34	543,571.34	543,571.34	1,240,392.34	0.00	0.00	8,826,965.56	8,826,965.56
Property Taxes	8020-8079	0.00	1,467,693.23	0.00	0.00	0.00	0.00	2,935,386.46	2,935,386.45
Miscellaneous Funds	8080-8099	0.00	0.00	0.00	0.00	0.00	0.00	0.00	0.00
Federal Revenue	8100-8299	73,928.48	73,928.48	73,928.48	73,963.96	0.00	0.00	887,177.24	887,177.20
Other State Revenue	8300-8599	183,569.84	129,001.20	129,001.20	183,631.76	141,557.90	0.00	1,885,463.41	2,519,893.18
Other Local Revenue	8600-8799	66,625.40	50,302.98	50,302.98	66,649.55	0.00	0.00	668,949.59	730,764.97
Interfund Transfers In	8900-8929	0.00	0.00	0.00	0.00	0.00	0.00	0.00	0.00
All Other Financing Sources	8930-8979	0.00	0.00	0.00	0.00	0.00	0.00	0.00	0.00
TOTAL RECEIPTS		1,564,516.06	2,264,497.23	796,804.00	1,564,637.61	141,557.90	0.00	15,203,942.26	15,900,187.36
C. DISBURSEMENTS									
Certificated Salaries	1000-1999	475,776.33	475,776.33	475,776.33	951,541.87	0.00	0.00	5,395,390.56	5,395,390.54
Classified Salaries	2000-2999	294,253.36	294,253.36	294,253.36	588,500.04	0.00	0.00	3,336,886.88	3,336,886.85
Employee Benefits	3000-3999	338,579.49	338,579.49	338,579.49	677,151.29	0.00	0.00	3,839,553.30	3,839,553.26
Books and Supplies	4000-4999	59,811.79	59,811.79	59,811.79	59,814.66	0.00	0.00	717,744.35	717,744.38
Services	5000-5999	219,905.44	219,905.44	219,905.44	219,915.99	0.00	0.00	2,638,875.83	2,638,875.82
Capital Outlay	6000-6999	0.00	0.00	0.00	0.00	0.00	0.00	0.00	43,440.57
Other Outgo	7000-7499	0.00	0.00	0.00	0.00	0.00	0.00	310,007.73	263,531.46
Interfund Transfers Out	7600-7629	0.00	0.00	0.00	99,109.27	0.00	0.00	349,109.27	250,000.00
All Other Financing Uses	7630-7699	0.00	0.00	0.00	0.00	0.00	0.00	0.00	0.00

Description	Object	March	April	May	June	Accruals	Adjustments	TOTAL	BUDGET
TOTAL DISBURSEMENTS		1,388,326.41	1,388,326.41	1,388,326.41	2,596,033.12	0.00	0.00	16,587,567.92	16,485,422.88
D. BALANCE SHEET ITEMS									
Assets and Deferred Outflows									
Cash Not In Treasury	9111-9199	0.00	0.00	0.00	0.00	0.00	0.00	0.00	
Accounts Receivable	9200-9299	0.00	0.00	0.00	0.00	0.00	0.00	0.00	
Due From Other Funds	9310	0.00	0.00	0.00	0.00	0.00	0.00	0.00	
Stores	9320	0.00	0.00	0.00	0.00	0.00	0.00	0.00	
Prepaid Expenditures	9330	0.00	0.00	0.00	0.00	0.00	0.00	0.00	
Other Current Assets	9340	0.00	0.00	0.00	0.00	0.00	0.00	0.00	
Lease Receivable	9380							0.00	
Deferred Outflows of Resources	9490	0.00	0.00	0.00	0.00	0.00	0.00	0.00	
SUBTOTAL		0.00	0.00	0.00	0.00	0.00	0.00	0.00	
Liabilities and Deferred Inflows									
Accounts Payable	9500-9599	0.00	0.00	0.00	0.00	0.00	0.00	(99,621.50)	
Due To Other Funds	9610	0.00	0.00	0.00	(250,000.00)	0.00	0.00	(250,000.00)	
Current Loans	9640	0.00	0.00	0.00	0.00	0.00	0.00	0.00	
Unearned Revenues	9650	0.00	0.00	0.00	0.00	0.00	0.00	(146,819.89)	
Deferred Inflows of Resources	9690	0.00	0.00	0.00	0.00	0.00	0.00	0.00	
SUBTOTAL		0.00	0.00	0.00	(250,000.00)	0.00	0.00	(496,441.39)	
Nonoperating									
Suspense Clearing	9910	0.00	0.00	0.00	0.00	0.00	0.00	0.00	
TOTAL BALANCE SHEET ITEMS		0.00	0.00	0.00	250,000.00	0.00	0.00	496,441.39	
E. NET INCREASE/DECREASE (B - C + D)		176,189.65	876,170.82	(591,522.41)	(781,395.51)	141,557.90	0.00	(887,184.27)	(585,235.52)
F. ENDING CASH (A + E)		2,341,248.50	3,217,419.32	2,625,896.91	1,844,501.40				
G. ENDING CASH, PLUS CASH ACCRUALS AND ADJUSTMENTS								1,986,059.30	

Section I - Expenditures	Funds 01, 09, and 62			2025-26 Expenditures
	Goals	Functions	Objects	
A. Total state, federal, and local expenditures (all resources)	All	All	1000-7999	17,046,905.91
B. Less all federal expenditures not allowed for MOE (Resources 3000-5999, except 3385)	All	All	1000-7999	936,815.34
C. Less state and local expenditures not allowed for MOE: (All resources, except federal as identified in Line B)				
1. Community Services	All	5000-5999	1000-7999	0.00
2. Capital Outlay	All except 7100-7199	All except 5000-5999	6000-6999 except 6600, 6700, 6910, 6920	309,890.48
3. Debt Service	All	9100	5400-5450, 5800, 7430-7439	0.00
4. Other Transfers Out	All	9200	7200-7299	113,553.46
5. Interfund Transfers Out	All	9300	7600-7629	250,000.00
6. All Other Financing Uses	All	9100	7699	0.00
		9200	7651	
7. Nonagency	7100-7199	All except 5000-5999, 9000-9999	1000-7999	765,957.68
8. Tuition (Revenue, in lieu of expenditures, to approximate costs of services for which tuition is received)	All	All	8710	0.00
9. Supplemental expenditures made as a result of a Presidentially declared disaster	Manually entered. Must not include expenditures in lines B, C1-C8, D1, or D2.			
10. Total state and local expenditures not allowed for MOE calculation (Sum lines C1 through C9)				1,439,401.62
D. Plus additional MOE expenditures:				
1. Expenditures to cover deficits for food services (Funds 13 and 61) (If negative, then zero)	All	All	1000-7143, 7300-7439 minus 8000-8699	124,646.84
2. Expenditures to cover deficits for student body activities	Manually entered. Must not include expenditures in lines A or D1.			
E. Total expenditures subject to MOE (Line A minus lines B and C10, plus lines D1 and D2)				14,795,335.79

Section II - Expenditures Per ADA	2025-26 Annual ADA/Exps. Per ADA
A. Average Daily Attendance (Form AI, Column C, sum of lines A6 and C9)*	794.98
B. Expenditures per ADA (Line I.E divided by Line II.A)	18,610.95

Section III - MOE Calculation (For data collection only. Final determination will be done by CDE)	Total	Per ADA
A. Base expenditures (Preloaded expenditures extracted from prior year Unaudited Actuals MOE calculation). (Note: If the prior year MOE was not met, in its final determination, CDE will adjust the prior year base to 90 percent of the preceding prior year amount rather than the actual prior year expenditure amount.)	15,682,032.17	18,780.65
1. Adjustment to base expenditure and expenditure per ADA amounts for LEAs failing prior year MOE calculation (From Section IV)	0.00	0.00
2. Total adjusted base expenditure amounts (Line A plus Line A.1)	15,682,032.17	18,780.65
B. Required effort (Line A.2 times 90%)	14,113,828.95	16,902.59
C. Current year expenditures (Line I.E and Line II.B)	14,795,335.79	18,610.95
D. MOE deficiency amount, if any (Line B minus Line C) (If negative, then zero)	0.00	0.00
E. MOE determination (If one or both of the amounts in line D are zero, the MOE requirement is met; if both amounts are positive, the MOE requirement is not met. If either column in Line A.2 or Line C equals zero, the MOE calculation is incomplete.)	MOE Met	

F. MOE deficiency percentage, if MOE not met; otherwise, zero (Line D divided by Line B) (Funding under ESSA covered programs in FY 2027-28 may be reduced by the lower of the two percentages)	0.00%	0.00%

*Interim Periods - Annual ADA not available from Form AI. For your convenience, Projected Year Totals Estimated P-2 ADA is extracted. Manual adjustment may be required to reflect estimated Annual ADA.

SECTION IV - Detail of Adjustments to Base Expenditures (used in Section III, Line A.1)

Description of Adjustments	Total Expenditures	Expenditures Per ADA
Total adjustments to base expenditures	0.00	0.00

Description	Direct Costs - Interfund		Indirect Costs - Interfund		Interfund Transfers In 8900-8929	Interfund Transfers Out 7600-7629	Due From Other Funds 9310	Due To Other Funds 9610
	Transfers In 5750	Transfers Out 5750	Transfers In 7350	Transfers Out 7350				
01I GENERAL FUND								
Expenditure Detail	0.00	0.00	0.00	0.00				
Other Sources/Uses Detail					0.00	250,000.00		
Fund Reconciliation								
08I STUDENT ACTIVITY SPECIAL REVENUE FUND								
Expenditure Detail	0.00	0.00	0.00	0.00				
Other Sources/Uses Detail					0.00	0.00		
Fund Reconciliation								
09I CHARTER SCHOOLS SPECIAL REVENUE FUND								
Expenditure Detail	0.00	0.00	0.00	0.00				
Other Sources/Uses Detail					0.00	0.00		
Fund Reconciliation								
10I SPECIAL EDUCATION PASS-THROUGH FUND								
Expenditure Detail								
Other Sources/Uses Detail								
Fund Reconciliation								
11I ADULT EDUCATION FUND								
Expenditure Detail	0.00	0.00	0.00	0.00				
Other Sources/Uses Detail					0.00	0.00		
Fund Reconciliation								
12I CHILD DEVELOPMENT FUND								
Expenditure Detail	0.00	0.00	0.00	0.00				
Other Sources/Uses Detail					0.00	0.00		
Fund Reconciliation								
13I CAFETERIA SPECIAL REVENUE FUND								
Expenditure Detail	0.00	0.00	0.00	0.00				
Other Sources/Uses Detail					0.00	0.00		
Fund Reconciliation								
14I DEFERRED MAINTENANCE FUND								
Expenditure Detail	0.00	0.00						
Other Sources/Uses Detail					250,000.00	0.00		
Fund Reconciliation								
15I PUPIL TRANSPORTATION EQUIPMENT FUND								
Expenditure Detail	0.00	0.00						
Other Sources/Uses Detail					0.00	0.00		
Fund Reconciliation								
17I SPECIAL RESERVE FUND FOR OTHER THAN CAPITAL OUTLAY								
Expenditure Detail								
Other Sources/Uses Detail					0.00	0.00		
Fund Reconciliation								
18I SCHOOL BUS EMISSIONS REDUCTION FUND								
Expenditure Detail	0.00	0.00						
Other Sources/Uses Detail					0.00	0.00		
Fund Reconciliation								
19I FOUNDATION SPECIAL REVENUE FUND								
Expenditure Detail	0.00	0.00	0.00	0.00				
Other Sources/Uses Detail						0.00		
Fund Reconciliation								
20I SPECIAL RESERVE FUND FOR POSTEMPLOYMENT BENEFITS								
Expenditure Detail								
Other Sources/Uses Detail					0.00	0.00		
Fund Reconciliation								
21I BUILDING FUND								
Expenditure Detail	0.00	0.00						
Other Sources/Uses Detail					0.00	0.00		
Fund Reconciliation								
25I CAPITAL FACILITIES FUND								
Expenditure Detail	0.00	0.00						
Other Sources/Uses Detail					0.00	0.00		

Description	Direct Costs - Interfund		Indirect Costs - Interfund		Interfund Transfers In 8900-8929	Interfund Transfers Out 7600-7629	Due From Other Funds 9310	Due To Other Funds 9610
	Transfers In 5750	Transfers Out 5750	Transfers In 7350	Transfers Out 7350				
Fund Reconciliation								
30I STATE SCHOOL BUILDING LEASE/PURCHASE FUND								
Expenditure Detail	0.00	0.00						
Other Sources/Uses Detail					0.00	0.00		
Fund Reconciliation								
35I COUNTY SCHOOL FACILITIES FUND								
Expenditure Detail	0.00	0.00						
Other Sources/Uses Detail					0.00	0.00		
Fund Reconciliation								
40I SPECIAL RESERVE FUND FOR CAPITAL OUTLAY PROJECTS								
Expenditure Detail	0.00	0.00						
Other Sources/Uses Detail					0.00	0.00		
Fund Reconciliation								
49I CAP PROJ FUND FOR BLENDED COMPONENT UNITS								
Expenditure Detail	0.00	0.00						
Other Sources/Uses Detail					0.00	0.00		
Fund Reconciliation								
51I BOND INTEREST AND REDEMPTION FUND								
Expenditure Detail								
Other Sources/Uses Detail					0.00	0.00		
Fund Reconciliation								
52I DEBT SVC FUND FOR BLENDED COMPONENT UNITS								
Expenditure Detail								
Other Sources/Uses Detail					0.00	0.00		
Fund Reconciliation								
53I TAX OVERRIDE FUND								
Expenditure Detail								
Other Sources/Uses Detail					0.00	0.00		
Fund Reconciliation								
56I DEBT SERVICE FUND								
Expenditure Detail								
Other Sources/Uses Detail					0.00	0.00		
Fund Reconciliation								
57I FOUNDATION PERMANENT FUND								
Expenditure Detail	0.00	0.00	0.00	0.00				
Other Sources/Uses Detail						0.00		
Fund Reconciliation								
61I CAFETERIA ENTERPRISE FUND								
Expenditure Detail	0.00	0.00	0.00	0.00				
Other Sources/Uses Detail					0.00	0.00		
Fund Reconciliation								
62I CHARTER SCHOOLS ENTERPRISE FUND								
Expenditure Detail	0.00	0.00	0.00	0.00				
Other Sources/Uses Detail					0.00	0.00		
Fund Reconciliation								
63I OTHER ENTERPRISE FUND								
Expenditure Detail	0.00	0.00						
Other Sources/Uses Detail					0.00	0.00		
Fund Reconciliation								
66I WAREHOUSE REVOLVING FUND								
Expenditure Detail	0.00	0.00						
Other Sources/Uses Detail					0.00	0.00		
Fund Reconciliation								
67I SELF-INSURANCE FUND								
Expenditure Detail	0.00	0.00						
Other Sources/Uses Detail					0.00	0.00		
Fund Reconciliation								
71I RETIREE BENEFIT FUND								
Expenditure Detail								
Other Sources/Uses Detail					0.00			

Description	Direct Costs - Interfund		Indirect Costs - Interfund		Interfund Transfers In 8900-8929	Interfund Transfers Out 7600-7629	Due From Other Funds 9310	Due To Other Funds 9610
	Transfers In 5750	Transfers Out 5750	Transfers In 7350	Transfers Out 7350				
Fund Reconciliation								
73I FOUNDATION PRIVATE-PURPOSE TRUST FUND								
Expenditure Detail	0.00	0.00						
Other Sources/Uses Detail					0.00			
Fund Reconciliation								
76I WARRANT/PASS-THROUGH FUND								
Expenditure Detail								
Other Sources/Uses Detail								
Fund Reconciliation								
95I STUDENT BODY FUND								
Expenditure Detail								
Other Sources/Uses Detail								
Fund Reconciliation								
TOTALS	0.00	0.00	0.00	0.00	250,000.00	250,000.00		

Provide methodology and assumptions used to estimate ADA, enrollment, revenues, expenditures, reserves and fund balance, and multiyear commitments (including cost-of-living adjustments).

Deviations from the standards must be explained and may affect the interim certification.

CRITERIA AND STANDARDS

1. CRITERION: Average Daily Attendance

STANDARD: Projected funded average daily attendance (ADA) for any of the current fiscal year or two subsequent fiscal years has not changed by more than two percent since first interim projections.

District's ADA Standard Percentage Range: -2.0% to +2.0%

1A. Calculating the District's ADA Variances

DATA ENTRY: First Interim data that exist will be extracted into the first column, otherwise, enter data for all fiscal years. Second Interim Projected Year Totals data that exist for the current year will be extracted; otherwise, enter data for all fiscal years. Enter district regular ADA and charter school ADA corresponding to financial data reported in the General Fund, only, for all fiscal years.

Estimated Funded ADA

Fiscal Year	First Interim Projected Year Totals (Form 01CSI, Item 1A)	Second Interim Projected Year Totals (Form AI, Lines A4 and C4)	Percent Change	Status
Current Year (2025-26)				
District Regular	800.26	800.26		
Charter School	0.00	0.00		
Total ADA	**800.26**	**800.26**	**0.0%**	**Met**
1st Subsequent Year (2026-27)				
District Regular	780.45	777.07		
Charter School				
Total ADA	**780.45**	**777.07**	**(.4%)**	**Met**
2nd Subsequent Year (2027-28)				
District Regular	768.50	761.73		
Charter School				
Total ADA	**768.50**	**761.73**	**(.9%)**	**Met**

1B. Comparison of District ADA to the Standard

DATA ENTRY: Enter an explanation if the standard is not met.

1a. STANDARD MET - Funded ADA has not changed since first interim projections by more than two percent in any of the current year or two subsequent fiscal years.

Explanation:
(required if NOT met)

2. CRITERION: Enrollment

STANDARD: Projected enrollment for any of the current fiscal year or two subsequent fiscal years has not changed by more than two percent since first interim projections

District's Enrollment Standard Percentage Range: -2.0% to +2.0%

2A. Calculating the District's Enrollment Variances

DATA ENTRY: First Interim data that exist will be extracted; otherwise, enter data into the first column for all fiscal years. Enter data in the second column for all fiscal years. Enter district regular enrollment and charter school enrollment corresponding to financial data reported in the General Fund, only, for all fiscal years.

Fiscal Year	Enrollment First Interim (Form 01CSI, Item 2A)	Enrollment Second Interim CALPADS/Projected	Percent Change	Status
Current Year (2025-26)				
District Regular	844.00	833.00		
Charter School				
Total Enrollment	**844.00**	**833.00**	**(1.3%)**	**Met**
1st Subsequent Year (2026-27)				
District Regular	843.00	832.00		
Charter School				
Total Enrollment	**843.00**	**832.00**	**(1.3%)**	**Met**
2nd Subsequent Year (2027-28)				
District Regular	838.00	813.00		
Charter School				
Total Enrollment	**838.00**	**813.00**	**(3.0%)**	**Not Met**

2B. Comparison of District Enrollment to the Standard

DATA ENTRY: Enter an explanation if the standard is not met.

1a. STANDARD NOT MET - Enrollment projections have changed since first interim projections by more than two percent in any of the current year or two subsequent fiscal years. Provide reasons why the change(s) exceed the standard, a description of the methods and assumptions used in projecting enrollment, and what changes will be made to improve the accuracy of projections in this area.

Explanation: (required if NOT met)

Expecting continued declining enrollment

3. CRITERION: ADA to Enrollment

STANDARD: Projected second period (P-2) average daily attendance (ADA) to enrollment ratio for any of the current fiscal year or two subsequent fiscal years has not increased from the historical average ratio from the three prior fiscal years by more than one half of one percent (0.5%).

3A. Calculating the District's ADA to Enrollment Standard

DATA ENTRY: Unaudited Actuals data that exist will be extracted into the P-2 ADA column for the First Prior Year; otherwise, enter First Prior Year data. P-2 ADA for the second and third prior years are preloaded. First Interim data that exist will be extracted into the Enrollment column; otherwise, enter Enrollment data for all fiscal years. Data should reflect district regular and charter school ADA/enrollment corresponding to financial data reported in the General Fund, only, for all fiscal years.

Fiscal Year	P-2 ADA Unaudited Actuals (Form A, Lines A4 and C4)	Enrollment CALPADS Actual (Form 01CSI, Item 3A)	Historical Ratio of ADA to Enrollment
Third Prior Year (2022-23)			
District Regular	814	889	
Charter School			
Total ADA/Enrollment	**814**	**889**	**91.6%**
Second Prior Year (2023-24)			
District Regular	789	869	
Charter School			
Total ADA/Enrollment	**789**	**869**	**90.8%**
First Prior Year (2024-25)			
District Regular	810	877	
Charter School	0		
Total ADA/Enrollment	**810**	**877**	**92.4%**
		Historical Average Ratio:	91.6%
		District's ADA to Enrollment Standard (historical average ratio plus 0.5%):	**92.1%**

3B. Calculating the District's Projected Ratio of ADA to Enrollment

DATA ENTRY: Estimated P-2 ADA will be extracted into the first column for the Current Year; enter data in the first column for the subsequent fiscal years. Data should reflect district regular and charter school ADA/enrollment corresponding to financial data reported in the General Fund, only, for all fiscal years. All other data are extracted.

Fiscal Year	Estimated P-2 ADA (Form AI, Lines A4 and C4)	Enrollment CALPADS/Projected (Criterion 2, Item 2A)	Ratio of ADA to Enrollment	Status
Current Year (2025-26)				
District Regular	770	833		
Charter School	0			
Total ADA/Enrollment	**770**	**833**	**92.4%**	**Not Met**
1st Subsequent Year (2026-27)				
District Regular	769	832		
Charter School				
Total ADA/Enrollment	**769**	**832**	**92.4%**	**Not Met**
2nd Subsequent Year (2027-28)				
District Regular	751	813		
Charter School				
Total ADA/Enrollment	**751**	**813**	**92.4%**	**Not Met**

3C. Comparison of District ADA to Enrollment Ratio to the Standard

DATA ENTRY: Enter an explanation if the standard is not met.

1a. STANDARD NOT MET - Projected P-2 ADA to enrollment ratio exceeds the standard in any of the current year or two subsequent fiscal years. Provide reasons why the projected ratio exceeds the district's historical average ratio by more than 0.5%.

Explanation:
(required if NOT met)

Expecting continued declining enrollment

4. CRITERION: LCFF Revenue

STANDARD: Projected LCFF revenue for any of the current fiscal year or two subsequent fiscal years has not changed by more than two percent since first interim projections.

District's LCFF Revenue Standard Percentage Range: -2.0% to +2.0%

4A. Calculating the District's Projected Change in LCFF Revenue

DATA ENTRY: First Interim data that exist will be extracted; otherwise, enter data into the first column. In the Second Interim column, Current Year data are extracted; enter data for the two subsequent years.

Fiscal Year	LCFF Revenue (Fund 01, Objects 8011, 8012, 8020-8089) First Interim (Form 01CSI, Item 4A)	Second Interim Projected Year Totals	Percent Change	Status
Current Year (2025-26)	11,935,139.45	11,946,129.45	.1%	Met
1st Subsequent Year (2026-27)	12,056,368.00	11,937,660.00	(1.0%)	Met
2nd Subsequent Year (2027-28)	12,250,754.00	12,033,002.00	(1.8%)	Met

4B. Comparison of District LCFF Revenue to the Standard

DATA ENTRY: Enter an explanation if the standard is not met.

1a. STANDARD MET - LCFF revenue has not changed since first interim projections by more than two percent for the current year and two subsequent fiscal years.

Explanation:
(required if NOT met)

5. CRITERION: Salaries and Benefits

STANDARD: Projected ratio of total unrestricted salaries and benefits to total unrestricted general fund expenditures for any of the current fiscal year or two subsequent fiscal years has not changed from the historical average ratio from the three prior fiscal years by more than the greater of three percent or the district's required reserves percentage.

5A. Calculating the District's Historical Average Ratio of Unrestricted Salaries and Benefits to Total Unrestrictod General Fund Expenditures

DATA ENTRY: Unaudited Actuals data that exist for the First Prior Year will be extracted; otherwise, enter data for the First Prior Year. Unaudited Actuals data for the second and third prior years are preloaded.

Fiscal Year	Unaudited Actuals - Unrestricted (Resources 0000-1999) Salaries and Benefits (Form 01, Objects 1000-3999)	Total Expenditures (Form 01, Objects 1000-7499)	Ratio of Unrestricted Salaries and Benefits to Total Unrestricted Expenditures
Third Prior Year (2022-23)	9,900,993.68	12,323,235.67	80.3%
Second Prior Year (2023-24)	9,168,018.35	13,789,060.96	66.5%
First Prior Year (2024-25)	10,398,926.91	12,945,550.29	80.3%
		Historical Average Ratio:	75.7%

	Current Year (2025-26)	1st Subsequent Year (2026-27)	2nd Subsequent Year (2027-28)
District's Reserve Standard Percentage (Criterion 10B, Line 4)	4%	4%	4%
District's Salaries and Benefits Standard (historical average ratio, plus/minus the greater of 3% or the district's reserve standard percentage):	**71.7% to 79.7%**	**71.7% to 79.7%**	**71.7% to 79.7%**

5B. Calculating the District's Projected Ratio of Unrestricted Salaries and Benefits to Total Unrestricted General Fund Expenditures

DATA ENTRY: If Form MYPI exists, Projected Year Totals data for the two subsequent years will be extracted; if not, enter Projected Year Totals data. Projected Year Totals data for Current Year are extracted.

Fiscal Year	Projected Year Totals - Unrestricted (Resources 0000-1999) Salaries and Benefits (Form 01I, Objects 1000-3999) (Form MYPI, Lines B1-B3)	Total Expenditures (Form 01I, Objects 1000-7499) (Form MYPI, Lines B1-B8, B10)	Ratio of Unrestricted Salaries and Benefits to Total Unrestricted Expenditures	Status
Current Year (2025-26)	9,177,878.83	11,468,187.37	80.0%	Not Met
1st Subsequent Year (2026-27)	9,301,537.70	11,658,439.45	79.8%	Not Met
2nd Subsequent Year (2027-28)	9,549,453.28	12,006,467.16	79.5%	Met

5C. Comparison of District Salaries and Benefits Ratio to the Standard

DATA ENTRY: Enter an explanation if the standard is not met.

1a. STANDARD NOT MET - Projected ratio of unrestricted salary and benefit costs to total unrestricted expenditures has changed by more than the standard in any of the current year or two subsequent fiscal years. Provide reasons why the change(s) exceed the standard and a description of the methods and assumptions used in projecting salaries and benefits.

Explanation:
(required if NOT met)

We had to cut expenses back significantly, staying farthest away from staff, but we will likely have reductions in the subsequent years if our enrollment continues to decline.

6. **CRITERION: Other Revenues and Expenditures**

STANDARD: Projected operating revenues (including federal, other state and other local) or expenditures (including books and supplies, and services and other operating), for any of the current fiscal year or two subsequent fiscal years, have not changed by more than five percent since first interim projections. Changes that exceed five percent in any major object category must be explained.

District's Other Revenues and Expenditures Standard Percentage Range:	**-5.0% to +5.0%**
District's Other Revenues and Expenditures Explanation Percentage Range:	**-5.0% to +5.0%**

6A. Calculating the District's Change by Major Object Category and Comparison to the Explanation Percentage Range

DATA ENTRY: First Interim data that exist will be extracted; otherwise, enter data into the first column. Second Interim data for the Current Year are extracted. If Second Interim Form MYPI exists, data for the two subsequent years will be extracted; if not, enter data for the two subsequent years into the second column. Explanations must be entered for each category if the percent change for any year exceeds the district's explanation percentage range.

Object Range / Fiscal Year	First Interim Projected Year Totals (Form 01CSI, Item 6A)	Second Interim Projected Year Totals (Fund 01) (Form MYPI)	Percent Change	Change Is Outside Explanation Range
Federal Revenue (Fund 01, Objects 8100-8299) (Form MYPI, Line A2)				
Current Year (2025-26)	884,918.20	887,177.20	.3%	No
1st Subsequent Year (2026-27)	884,918.20	887,177.20	.3%	No
2nd Subsequent Year (2027-28)	884,918.20	887,177.20	.3%	No

Explanation: (required if Yes)

Object Range / Fiscal Year	First Interim Projected Year Totals (Form 01CSI, Item 6A)	Second Interim Projected Year Totals (Fund 01) (Form MYPI)	Percent Change	Change Is Outside Explanation Range
Other State Revenue (Fund 01, Objects 8300-8599) (Form MYPI, Line A3)				
Current Year (2025-26)	3,136,453.01	3,136,453.01	0.0%	No
1st Subsequent Year (2026-27)	2,519,243.61	2,519,893.18	0.0%	No
2nd Subsequent Year (2027-28)	2,545,860.78	2,545,385.06	0.0%	No

Explanation: (required if Yes)

Object Range / Fiscal Year	First Interim Projected Year Totals (Form 01CSI, Item 6A)	Second Interim Projected Year Totals (Fund 01) (Form MYPI)	Percent Change	Change Is Outside Explanation Range
Other Local Revenue (Fund 01, Objects 8600-8799) (Form MYPI, Line A4)				
Current Year (2025-26)	1,280,574.86	1,280,574.86	0.0%	No
1st Subsequent Year (2026-27)	730,764.97	730,764.97	0.0%	No
2nd Subsequent Year (2027-28)	729,624.55	729,624.55	0.0%	No

Explanation: (required if Yes)

Object Range / Fiscal Year	First Interim Projected Year Totals (Form 01CSI, Item 6A)	Second Interim Projected Year Totals (Fund 01) (Form MYPI)	Percent Change	Change Is Outside Explanation Range
Books and Supplies (Fund 01, Objects 4000-4999) (Form MYPI, Line B4)				
Current Year (2025-26)	1,098,550.79	814,777.63	-25.8%	Yes
1st Subsequent Year (2026-27)	878,142.50	717,744.38	-18.3%	Yes
2nd Subsequent Year (2027-28)	895,205.35	702,199.94	-21.6%	Yes

Explanation: (required if Yes)
One time expenses that are not continuing in the subsequent years. We realized we over budgeted for some supplies now that we are close to the end of the school year.

Object Range / Fiscal Year	First Interim Projected Year Totals (Form 01CSI, Item 6A)	Second Interim Projected Year Totals (Fund 01) (Form MYPI)	Percent Change	Change Is Outside Explanation Range
Services and Other Operating Expenditures (Fund 01, Objects 5000-5999) (Form MYPI, Line B5)				
Current Year (2025-26)	2,766,714.97	2,974,644.32	7.5%	Yes
1st Subsequent Year (2026-27)	2,477,934.44	2,638,875.82	6.5%	Yes
2nd Subsequent Year (2027-28)	2,589,030.52	2,749,525.98	6.2%	Yes

Explanation: (required if Yes)
Unexpected services popped up since 1st interim.

6B. Calculating the District's Change in Total Operating Revenues and Expenditures

DATA ENTRY: All data are extracted or calculated.

Object Range / Fiscal Year	First Interim Projected Year Totals	Second Interim Projected Year Totals	Percent Change	Status
Total Federal, Other State, and Other Local Revenue (Section 6A)				
Current Year (2025-26)	5,301,946.07	5,304,205.07	0.0%	Met
1st Subsequent Year (2026-27)	4,134,926.78	4,137,835.35	.1%	Met
2nd Subsequent Year (2027-28)	4,160,403.53	4,162,186.81	0.0%	Met
Total Books and Supplies, and Services and Other Operating Expenditures (Section 6A)				
Current Year (2025-26)	3,865,265.76	3,789,421.95	-2.0%	Met
1st Subsequent Year (2026-27)	3,356,076.94	3,356,620.20	0.0%	Met
2nd Subsequent Year (2027-28)	3,484,235.87	3,451,725.92	-.9%	Met

6C. Comparison of District Total Operating Revenues and Expenditures to the Standard Percentage Range

DATA ENTRY: Explanations are linked from Section 6A if the status in Section 6B is Not Met; no entry is allowed below.

1a. STANDARD MET - Projected total operating revenues have not changed since first interim projections by more than the standard for the current year and two subsequent fiscal years.

Explanation:
Federal Revenue
(linked from 6A
if NOT met)

Explanation:
Other State Revenue
(linked from 6A
if NOT met)

Explanation:
Other Local Revenue
(linked from 6A
if NOT met)

1b. STANDARD MET - Projected total operating expenditures have not changed since first interim projections by more than the standard for the current year and two subsequent fiscal years.

Explanation:
Books and Supplies
(linked from 6A
if NOT met)

Explanation:
Services and Other Exps
(linked from 6A
if NOT met)

7. CRITERION: Facilities Maintenance

STANDARD: Identify changes that have occurred since first interim projections in the projected contributions for facilities maintenance funding as required pursuant to Education Code Section 17070.75, or in how the district is providing adequately to preserve the functionality of its facilities for their normal life in accordance with Education Code sections 52060(d)(1) and 17002(d)(1).

Determining the District's Compliance with the Contribution Requirement for EC Section 17070.75 - Ongoing and Major Maintenance/Restricted Maintenance Account (OMMA/RMA)

NOTE: EC Section 17070.75 requires the district to deposit into the account a minimum amount equal to or greater than three percent of the total general fund expenditures and other financing uses for that fiscal year. Statute exclude the following resource codes from the total general fund expenditures calculation: 3212, 3213, 3214, 3216, 3218, 3219, 3225, 3226, 3227, 3228, 5316, 5632, 5633, 5634, 7027, and 7690.

DATA ENTRY: Enter the Required Minimum Contribution if First Interim data does not exist. First Interim data that exist will be extracted; otherwise, enter First Interim data into lines 1, if applicable, and 2. All other data are extracted.

		Required Minimum Contribution	Second Interim Contribution Projected Year Totals (Fund 01, Resource 8150, Objects 8900-8999)	Status
1.	OMMA/RMA Contribution	480,822.89	297,249.08	Not Met
2.	First Interim Contribution (information only) (Form 01CSI, First Interim, Criterion 7, Line 1)		297,249.08	

If status is not met, enter an X in the box that best describes why the minimum required contribution was not made:

	Not applicable (district does not participate in the Leroy F. Greene School Facilities Act of 1998)
	Exempt (due to district's small size [EC Section 17070.75 (b)(2)(E)])
X	Other (explanation must be provided)

Explanation: (required if NOT met and Other is marked)

In fund 14, the district has budgeted $250,000 in ongoing and major maintenance.

8. CRITERION: Deficit Spending

STANDARD: Unrestricted deficit spending (total unrestricted expenditures and other financing uses is greater than total unrestricted revenues and other financing sources) as a percentage of total unrestricted expenditures and other financing uses, has not exceeded one-third of the district's available reserves[1] as a percentage of total expenditures and other financing uses[2] in any of the current fiscal year or two subsequent fiscal years.

[1]Available reserves are the unrestricted amounts in the Stabilization Arrangements, Reserve for Economic Uncertainties, and Unassigned/Unappropriated accounts in the General Fund and the Special Reserve Fund for Other Than Capital Outlay Projects. Available reserves will be reduced by any negative ending balances in restricted resources in the General Fund.

[2]A school district that is the Administrative Unit of a Special Education Local Plan Area (SELPA) may exclude from its expenditures the distribution of funds to its participating members.

8A. Calculating the District's Deficit Spending Standard Percentage Levels

DATA ENTRY: All data are extracted or calculated.

	Current Year (2025-26)	1st Subsequent Year (2026-27)	2nd Subsequent Year (2027-28)
District's Available Reserve Percentages (Criterion 10C, Line 9)	5.4%	4.6%	0.0%
District's Deficit Spending Standard Percentage Levels (one-third of available reserve percentage):	**1.8%**	**1.5%**	**0.0%**

8B. Calculating the District's Deficit Spending Percentages

DATA ENTRY: Current Year data are extracted. If Form MYPI exists, data for the two subsequent years will be extracted; if not, enter data for the two subsequent years into the first and second columns.

Fiscal Year	Projected Year Totals: Net Change in Unrestricted Fund Balance (Form 01I, Section E) / (Form MYPI, Line C)	Projected Year Totals: Total Unrestricted Expenditures and Other Financing Uses (Form 01I, Objects 1000-7999) / (Form MYPI, Line B11)	Deficit Spending Level (If Net Change in Unrestricted Fund Balance is negative, else N/A)	Status
Current Year (2025-26)	673,230.87	11,468,187.37	N/A	Met
1st Subsequent Year (2026-27)	(163,480.54)	11,658,439.45	1.4%	Met
2nd Subsequent Year (2027-28)	(757,910.46)	12,136,467.16	6.2%	Not Met

8C. Comparison of District Deficit Spending to the Standard

DATA ENTRY: Enter an explanation if the standard is not met.

1a. STANDARD NOT MET - Unrestricted deficit spending has exceeded the standard percentage level in any of the current year or two subsequent fiscal years. Provide reasons for the deficit spending, a description of the methods and assumptions used in balancing the unrestricted budget, and what changes will be made to ensure that the budget deficits are eliminated or are balanced within the standard.

Explanation: (required if NOT met)

The district has struggled with declining enrollment as well as being able to eliminate deficit spending.

9. **CRITERION: Fund and Cash Balances**

A. FUND BALANCE STANDARD: Projected general fund balance will be positive at the end of the current fiscal year and two subsequent fiscal years.

9A-1. Determining if the District's General Fund Ending Balance is Positive

DATA ENTRY: Current Year data are extracted. If Form MYPI exists, data for the two subsequent years will be extracted; if not, enter data for the two subsequent years.

Fiscal Year	Ending Fund Balance General Fund Projected Year Totals (Form 01I, Line F2) (Form MYPI, Line D2)	Status
Current Year (2025-26)	2,405,439.30	Met
1st Subsequent Year (2026-27)	1,820,203.78	Met
2nd Subsequent Year (2027-28)	809,307.78	Met

9A-2. Comparison of the District's Ending Fund Balance to the Standard

DATA ENTRY: Enter an explanation if the standard is not met.

1a. STANDARD MET - Projected general fund ending balance is positive for the current fiscal year and two subsequent fiscal years.

Explanation:
(required if NOT met)

B. CASH BALANCE STANDARD: Projected general fund cash balance will be positive at the end of the current fiscal year.

9B-1. Determining if the District's Ending Cash Balance is Positive

DATA ENTRY: If Form CASH exists, data will be extracted; if not, data must be entered below.

Fiscal Year	Ending Cash Balance General Fund (Form CASH, Line F, June Column)	Status
Current Year (2025-26)	2,873,243.57	Met

9B-2. Comparison of the District's Ending Cash Balance to the Standard

DATA ENTRY: Enter an explanation if the standard is not met.

1a. STANDARD MET - Projected general fund cash balance will be positive at the end of the current fiscal year.

Explanation:
(required if NOT met)

10. CRITERION: Reserves

STANDARD: Available reserves[1] for any of the current fiscal year or two subsequent fiscal years are not less than the following percentages or amounts[2] as applied to total expenditures and other financing uses[3]:

DATA ENTRY: Current Year data are extracted. If Form MYPI exists, 1st and 2nd Subsequent Year data will be extracted. If not, enter district regular ADA and charter school ADA corresponding to financial data reported in the General Fund, only, for the two subsequent years.

Percentage Level	District ADA
5% or $88,000 (greater of)	0 to 300
4% or $88,000 (greater of)	301 to 1,000
3%	1,001 to 30,000
2%	30,001 to 250,000
1%	250,001 and over

[1] Available reserves are the unrestricted amounts in the Stabilization Arrangements, Reserve for Economic Uncertainties, and Unassigned/Unappropriated accounts in the General Fund and Special Reserve Fund for Other Than Capital Outlay Projects. Available reserves will be reduced by any negative ending balances in restricted resources in the General Fund.

[2] Dollar amounts to be adjusted annually by the prior year statutory cost-of-living adjustment, as referenced in Education Code Section 42238.02, rounded to the nearest thousand.

[3] A school district that is the Administrative Unit (AU) of a Special Education Local Plan Area (SELPA) may exclude from its expenditures the distribution of funds to its participating members.

	Current Year (2025-26)	1st Subsequent Year (2026-27)	2nd Subsequent Year (2027-28)
District Estimated P-2 ADA (Current Year, Form AI, Lines A4 and C4. Subsequent Years, Form MYPI, Line F2, if available.)	770	782	807
District's Reserve Standard Percentage Level:	**4%**	**4%**	**4%**

10A. Calculating the District's Special Education Pass-through Exclusions (only for districts that serve as the AU of a SELPA)

DATA ENTRY: For SELPA AUs, if Form MYPI exists, all data will be extracted including the Yes/No button selection. If not, click the appropriate Yes or No button for item 1. If Yes, enter data for item 2a. If No, enter data for the two subsequent years in item 2b; Current Year data are extracted.

For districts that serve as the AU of a SELPA (Form MYPI, Lines F1a, F1b1, and F1b2):

1. Do you choose to exclude from the reserve calculation the pass-through funds distributed to SELPA members? YES
2. If you are the SELPA AU and are excluding special education pass-through funds:
   a. Enter the name(s) of the SELPA(s):

	Current Year Projected Year Totals (2025-26)	1st Subsequent Year (2026-27)	2nd Subsequent Year (2027-28)
b. Special Education Pass-through Funds (Fund 10, resources 3300-3499, 6500-6540 and 6546, objects 7211-7213 and 7221-7223)	0.00		

10B. Calculating the District's Reserve Standard

DATA ENTRY: If Form MYPI exists, all data will be extracted or calculated. If not, enter data for line 1 for the two subsequent years; Current Year data are extracted.

	Current Year Projected Year Totals (2025-26)	1st Subsequent Year (2026-27)	2nd Subsequent Year (2027-28)
1. Expenditures and Other Financing Uses (Form 01I, objects 1000-7999) (Form MYPI, Line B11)	17,046,905.91	16,485,422.88	17,030,776.82
2. Plus: Special Education Pass-through (Criterion 10A, Line 2b, if Criterion 10A, Line 1 is No)			
3. Total Expenditures and Other Financing Uses (Line B1 plus Line B2)	17,046,905.91	16,485,422.88	17,030,776.82

4.	Reserve Standard Percentage Level	4%	4%	4%
5.	Reserve Standard - by Percent (Line B3 times Line B4)	681,876.24	659,416.92	681,231.07
6.	Reserve Standard - by Amount ($88,000 for districts with 0 to 1,000 ADA, else 0)	88,000.00	88,000.00	88,000.00
7.	**District's Reserve Standard (Greater of Line B5 or Line B6)**	**681,876.24**	**659,416.92**	**681,231.07**

10C. Calculating the District's Available Reserve Amount

DATA ENTRY: All data are extracted from fund data and Form MYPI. If Form MYPI does not exist, enter data for the two subsequent years.

Reserve Amounts (Unrestricted resources 0000-1999 except Line 4)	Current Year Projected Year Totals (2025-26)	1st Subsequent Year (2026-27)	2nd Subsequent Year (2027-28)
1. General Fund - Stabilization Arrangements (Fund 01, Object 9750) (Form MYPI, Line E1a)	0.00	0.00	0.00
2. General Fund - Reserve for Economic Uncertainties (Fund 01, Object 9789) (Form MYPI, Line E1b)	681,876.24	659,416.92	681,231.07
3. General Fund - Unassigned/Unappropriated Amount (Fund 01, Object 9790) (Form MYPI, Line E1c)	246,289.28	105,268.06	(674,456.55)
4. General Fund - Negative Ending Balances in Restricted Resources (Fund 01, Object 979Z, if negative, for each of resources 2000-9999) (Form MYPI, Line E1d)	0.00	0.00	0.00
5. Special Reserve Fund - Stabilization Arrangements (Fund 17, Object 9750) (Form MYPI, Line E2a)	0.00	0.00	0.00
6. Special Reserve Fund - Reserve for Economic Uncertainties (Fund 17, Object 9789) (Form MYPI, Line E2b)	0.00	0.00	0.00
7. Special Reserve Fund - Unassigned/Unappropriated Amount (Fund 17, Object 9790) (Form MYPI, Line E2c)	0.00	0.00	0.00
8. District's Available Reserve Amount (Lines C1 thru C7)	928,165.52	764,684.98	6,774.52
9. District's Available Reserve Percentage (Information only) (Line 8 divided by Section 10B, Line 3)	5.44%	4.64%	.04%
District's Reserve Standard (Section 10B, Line 7):	**681,876.24**	**659,416.92**	**681,231.07**
Status:	Met	Met	Not Met

10D. Comparison of District Reserve Amount to the Standard

DATA ENTRY: Enter an explanation if the standard is not met.

1a. STANDARD NOT MET - Available reserves are below the standard in one or more of the current year or two subsequent fiscal years. Provide reasons for reserves falling below the standard and what plans and actions are anticipated to increase reserves to, or above, the standard.

Explanation:
(required if NOT met)

Ongoing problem the district has been, hoping to get to a positive budget in the next few years.

SUPPLEMENTAL INFORMATION

DATA ENTRY: Click the appropriate Yes or No button for items S1 through S4. Enter an explanation for each Yes answer.

S1. Contingent Liabilities

1a. Does your district have any known or contingent liabilities (e.g., financial or program audits, litigation, state compliance reviews) that have occurred since first interim projections that may impact the budget? — No

1b. If Yes, identify the liabilities and how they may impact the budget:

S2. Use of One-time Revenues for Ongoing Expenditures

1a. Does your district have ongoing general fund expenditures funded with one-time revenues that have changed since first interim projections by more than five percent? — No

1b. If Yes, identify the expenditures and explain how the one-time resources will be replaced to continue funding the ongoing expenditures in the following fiscal years:

S3. Temporary Interfund Borrowings

1a. Does your district have projected temporary borrowings between funds? (Refer to Education Code Section 42603) — No

1b. If Yes, identify the interfund borrowings:

S4. Contingent Revenues

1a. Does your district have projected revenues for the current fiscal year or either of the two subsequent fiscal years contingent on reauthorization by the local government, special legislation, or other definitive act (e.g., parcel taxes, forest reserves)? — Yes

1b. If Yes, identify any of these revenues that are dedicated for ongoing expenses and explain how the revenues will be replaced or expenditures reduced:

Forest Reserves

S5. Contributions

Identify projected contributions from unrestricted resources in the general fund to restricted resources in the general fund for the current fiscal year and two subsequent fiscal years. Provide an explanation if contributions have changed by more than $20,000 and more than five percent since first interim projections.

Identify projected transfers to or from the general fund to cover operating deficits in either the general fund or any other fund for the current fiscal year and two subsequent fiscal years. Provide an explanation if transfers have changed by more than $20,000 and more than five percent since first interim projections.

Identify capital project cost overruns that have occurred since first interim projections that may impact the general fund budget.

District's Contributions and Transfers Standard: -5.0% to +5.0% or -$20,000 to +$20,000

S5A. Identification of the District's Projected Contributions, Transfers, and Capital Projects that may Impact the General Fund

DATA ENTRY: First Interim data that exist will be extracted; otherwise, enter data into the first column. For Contributions, the Second Interim's Current Year data will be extracted. Enter Second Interim Contributions for the 1st and 2nd Subsequent Years. For Transfers In and Transfers Out, the Second Interim's Current Year data will be extracted. If Form MYPI exists, the data will be extracted into the Second Interim column for the 1st and 2nd Subsequent Years. If Form MYPI does not exist, enter data for 1st and 2nd Subsequent Years. Click on the appropriate button for Item 1d; all other data will be calculated.

Description / Fiscal Year	First Interim (Form 01CSI, Item S5A)	Second Interim Projected Year Totals	Percent Change	Amount of Change	Status
1a. **Contributions, Unrestricted General Fund (Fund 01, Resources 0000-1999, Object 8980)**					
Current Year (2025-26)	(730,184.23)	(758,923.41)	3.9%	28,739.18	Met
1st Subsequent Year (2026-27)	(832,851.52)	(934,082.67)	12.2%	101,231.15	Not Met
2nd Subsequent Year (2027-28)	(1,047,055.83)	(1,273,064.09)	21.6%	226,008.26	Not Met
1b. **Transfers In, General Fund ***					
Current Year (2025-26)	0.00	0.00	0.0%	0.00	Met
1st Subsequent Year (2026-27)	0.00	0.00	0.0%	0.00	Met
2nd Subsequent Year (2027-28)	0.00	0.00	0.0%	0.00	Met
1c. **Transfers Out, General Fund ***					
Current Year (2025-26)	349,109.27	250,000.00	-28.4%	(99,109.27)	Not Met
1st Subsequent Year (2026-27)	349,109.27	250,000.00	-28.4%	(99,109.27)	Not Met
2nd Subsequent Year (2027-28)	349,109.27	380,000.00	8.8%	30,890.73	Not Met

1d. **Capital Project Cost Overruns**

Have capital project cost overruns occurred since first interim projections that may impact the general fund operational budget? No

* Include transfers used to cover operating deficits in either the general fund or any other fund.

S5B. Status of the District's Projected Contributions, Transfers, and Capital Projects

DATA ENTRY: Enter an explanation if Not Met for items 1a-1c or if Yes for Item 1d.

1a. NOT MET - The projected contributions from the unrestricted general fund to restricted general fund programs have changed since first interim projections by more than the standard for any of the current year or subsequent two fiscal years. Identify restricted programs and contribution amount for each program and whether contributions are ongoing or one-time in nature. Explain the district's plan, with timeframes, for reducing or eliminating the contribution.

Explanation:
(required if NOT met)

Contributions continue to increase along side our declining enrollment and deficit spending.

1b. MET - Projected transfers in have not changed since first interim projections by more than the standard for the current year and two subsequent fiscal years.

Explanation:
(required if NOT met)

1c. NOT MET - The projected transfers out of the general fund have changed since first interim projections by more than the standard for any of the current year or subsequent two fiscal years. Identify the amounts transferred, by fund, and whether transfers are ongoing or one-time in nature. If ongoing, explain the district's plan, with timeframes, for reducing or eliminating the transfers.

Explanation:
(required if NOT met)

Temporary coverage for the cafeteria in the 28/29 year.

1d. NO - There have been no capital project cost overruns occurring since first interim projections that may impact the general fund operational budget.

Project Information:
(required if YES)

S6. Long-term Commitments

Identify all existing and new multiyear commitments[1] and their annual required payment for the current fiscal year and two subsequent fiscal years. Explain how any increase in annual payments will be funded. Also, explain how any decrease to funding sources used to pay long-term commitments will be replaced.

[1] Include multiyear commitments, multiyear debt agreements, and new programs or contracts that result in long-term obligations.

S6A. Identification of the District's Long-term Commitments

DATA ENTRY: If First Interim data exist (Form 01CSI, Item S6A), long-term commitment data will be extracted and it will only be necessary to click the appropriate button for Item 1b. Extracted data may be overwritten to update long-term commitment data in Item 2, as applicable. If no First Interim data exist, click the appropriate buttons for items 1a and 1b, and enter all other data, as applicable.

1. a. Does your district have long-term (multiyear) commitments?
   (If No, skip items 1b and 2 and sections S6B and S6C) — No

   b. If Yes to Item 1a, have new long-term (multiyear) commitments been incurred since first interim projections? — N/A

2. If Yes to Item 1a, list (or update) all new and existing multiyear commitments and required annual debt service amounts. Do not include long-term commitments for postemployment benefits other than pensions (OPEB); OPEB is disclosed in Item S7A.

Type of Commitment	# of Years Remaining	SACS Fund and Object Codes Used For: Funding Sources (Revenues)	Debt Service (Expenditures)	Principal Balance as of July 1, 2025
Leases				
Certificates of Participation				
General Obligation Bonds				
Supp Early Retirement Program				
State School Building Loans				
Compensated Absences				
Other Long-term Commitments (do not include OPEB):				
TOTAL:				0

Type of Commitment (continued)	Prior Year (2024-25) Annual Payment (P & I)	Current Year (2025-26) Annual Payment (P & I)	1st Subsequent Year (2026-27) Annual Payment (P & I)	2nd Subsequent Year (2027-28) Annual Payment (P & I)
Leases				
Certificates of Participation				
General Obligation Bonds				
Supp Early Retirement Program				
State School Building Loans				
Compensated Absences				
Other Long-term Commitments (continued):				
Total Annual Payments:	0	0	0	0
Has total annual payment increased over prior year (2024-25)?		**No**	**No**	**No**

S6B. Comparison of the District's Annual Payments to Prior Year Annual Payment

DATA ENTRY: Enter an explanation if Yes.

1a. No - Annual payments for long-term commitments have not increased in one or more of the current and two subsequent fiscal years.

Explanation:
(Required if Yes to increase in total annual payments)

S6C. Identification of Decreases to Funding Sources Used to Pay Long-term Commitments

DATA ENTRY: Click the appropriate Yes or No button in Item 1; if Yes, an explanation is required in Item 2.

1. Will funding sources used to pay long-term commitments decrease or expire prior to the end of the commitment period, or are they one-time sources?

n/a

2. No - Funding sources will not decrease or expire prior to the end of the commitment period, and one-time funds are not being used for long-term commitment.

Explanation:
(Required if Yes)

S7. Unfunded Liabilities

Identify any changes in estimates for unfunded liabilities since first interim projections, and indicate whether the changes are the result of a new actuarial valuation.

S7A. Identification of the District's Estimated Unfunded Liability for Postemployment Benefits Other Than Pensions (OPEB)

DATA ENTRY: Click the appropriate button(s) for items 1a-1c, as applicable. First Interim data that exist (Form 01CSI, Item S7A) will be extracted; otherwise, enter First Interim and Second Interim data in items 2-4.

1 a. Does your district provide postemployment benefits other than pensions (OPEB)? (If No, skip items 1b-4) — Yes

b. If Yes to Item 1a, have there been changes since first interim in OPEB liabilities? — No

c. If Yes to Item 1a, have there been changes since first interim in OPEB contributions? — No

2 OPEB Liabilities

	First Interim (Form 01CSI, Item S7A)	Second Interim
a. Total OPEB liability	2,819,685.00	2,819,685.00
b. OPEB plan(s) fiduciary net position (if applicable)	3,170,118.00	3,170,118.00
c. Total/Net OPEB liability (Line 2a minus Line 2b)	(350,433.00)	(350,433.00)
d. Is total OPEB liability based on the district's estimate or an actuarial valuation?	Actuarial	Actuarial
e. If based on an actuarial valuation, indicate the measurement date of the OPEB valuation.	Jun 30, 2024	Jun 30, 2024

3 OPEB Contributions

	First Interim (Form 01CSI, Item S7A)	Second Interim
a. OPEB actuarially determined contribution (ADC) if available, per actuarial valuation or Alternative Measurement Method		
Current Year (2025-26)	0.00	0.00
1st Subsequent Year (2026-27)	0.00	0.00
2nd Subsequent Year (2027-28)	0.00	0.00
b. OPEB amount contributed (for this purpose, include premiums paid to a self-insurance fund) (Funds 01-70, objects 3701-3752)		
Current Year (2025-26)	94,036.62	94,036.62
1st Subsequent Year (2026-27)	94,036.62	94,036.62
2nd Subsequent Year (2027-28)	94,036.62	94,036.62
c. Cost of OPEB benefits (equivalent of "pay-as-you-go" amount)		
Current Year (2025-26)	0.00	0.00
1st Subsequent Year (2026-27)	0.00	0.00
2nd Subsequent Year (2027-28)	0.00	0.00
d. Number of retirees receiving OPEB benefits		
Current Year (2025-26)	0	0
1st Subsequent Year (2026-27)	0	0
2nd Subsequent Year (2027-28)	0	0

4. Comments:

S7B. Identification of the District's Unfunded Liability for Self-insurance Programs

DATA ENTRY: Click the appropriate button(s) for items 1a-1c, as applicable. First Interim data that exist (Form 01CSI, Item S7B) will be extracted; otherwise, enter First Interim and Second Interim data in items 2-4.

1 a. Does your district operate any self-insurance programs such as workers' compensation, employee health and welfare, or property and liability? (Do not include OPEB; which is covered in Section S7A) (If No, skip items 1b-4): No

b. If Yes to item 1a, have there been changes since first interim in self-insurance liabilities? n/a

c. If Yes to item 1a, have there been changes since first interim in self-insurance contributions? n/a

2 Self-Insurance Liabilities

	First Interim (Form 01CSI, Item S7B)	Second Interim
a. Accrued liability for self-insurance programs		
b. Unfunded liability for self-insurance programs		

3 Self-Insurance Contributions

	First Interim (Form 01CSI, Item S7B)	Second Interim
a. Required contribution (funding) for self-insurance programs		
Current Year (2025-26)		
1st Subsequent Year (2026-27)		
2nd Subsequent Year (2027-28)		
b. Amount contributed (funded) for self-insurance programs		
Current Year (2025-26)		
1st Subsequent Year (2026-27)		
2nd Subsequent Year (2027-28)		

4 Comments:

S8. Status of Labor Agreements

Analyze the status of all employee labor agreements. Identify new labor agreements that have been ratified since first interim projections, as well as new commitments provided as part of previously ratified multiyear agreements, and include all contracts, including all administrator contracts (and including all compensation). For new agreements, indicate the date of the required board meeting. Compare the increase in new commitments to the projected increase in ongoing revenues, and explain how these commitments will be funded in future fiscal years.

If salary and benefit negotiations are not finalized, upon settlement with certificated or classified staff:

The school district must determine the cost of the settlement, including salaries, benefits, and any other agreements that change costs, and provide the county office of education (COE) with an analysis of the cost of the settlement and its impact on the operating budget.

The county superintendent shall review the analysis relative to the criteria and standards and may provide written comments to the president of the district governing board and superintendent.

S8A. Cost Analysis of District's Labor Agreements - Certificated (Non-management) Employees

DATA ENTRY: Click the appropriate Yes or No button for "Status of Certificated Labor Agreements as of the Previous Reporting Period." There are no extractions in this section.

Status of Certificated Labor Agreements as of the Previous Reporting Period

Were all certificated labor negotiations settled as of first interim projections? Yes

If Yes, complete number of FTEs, then skip to section S8B.

If No, continue with section S8A.

Certificated (Non-management) Salary and Benefit Negotiations

	Prior Year (2nd Interim) (2024-25)	Current Year (2025-26)	1st Subsequent Year (2026-27)	2nd Subsequent Year (2027-28)
Number of certificated (non-management) full-time-equivalent (FTE) positions	57.00	55.00	55.00	55.00

1a. Have any salary and benefit negotiations been settled since first interim projections? n/a

If Yes, and the corresponding public disclosure documents have been filed with the COE, complete questions 2 and 3.

If Yes, and the corresponding public disclosure documents have not been filed with the COE, complete questions 2-5.

If No, complete questions 6 and 7.

1b. Are any salary and benefit negotiations still unsettled? No

If Yes, complete questions 6 and 7.

Negotiations Settled Since First Interim

2a. Per Government Code Section 3547.5(a), date of public disclosure board meeting:

2b. Per Government Code Section 3547.5(b), was the collective bargaining agreement certified by the district superintendent and chief business official? No

If Yes, date of Superintendent and CBO certification:

3. Per Government Code Section 3547.5(c), was a budget revision adopted to meet the costs of the collective bargaining agreement? n/a

If Yes, date of budget revision board adoption:

4. Period covered by the agreement: Begin Date: End Date:

5. Salary settlement:

	Current Year (2025-26)	1st Subsequent Year (2026-27)	2nd Subsequent Year (2027-28)
Is the cost of salary settlement included in the interim and multiyear projections (MYPs)?			
One Year Agreement			
Total cost of salary settlement			
% change in salary schedule from prior year			
or			
Multiyear Agreement			
Total cost of salary settlement			
% change in salary schedule from prior year (may enter text, such as "Reopener")			

Identify the source of funding that will be used to support multiyear salary commitments:

Negotiations Not Settled

6. Cost of a one percent increase in salary and statutory benefits

	Current Year (2025-26)	1st Subsequent Year (2026-27)	2nd Subsequent Year (2027-28)
7. Amount included for any tentative salary schedule increases			

Certificated (Non-management) Health and Welfare (H&W) Benefits	Current Year (2025-26)	1st Subsequent Year (2026-27)	2nd Subsequent Year (2027-28)
1. Are costs of H&W benefit changes included in the interim and MYPs?			
2. Total cost of H&W benefits			
3. Percent of H&W cost paid by employer			
4. Percent projected change in H&W cost over prior year			

Certificated (Non-management) Prior Year Settlements Negotiated Since First Interim Projections

Are any new costs negotiated since first interim projections for prior year settlements included in the interim?

If Yes, amount of new costs included in the interim and MYPs

If Yes, explain the nature of the new costs:

Certificated (Non-management) Step and Column Adjustments

		Current Year (2025-26)	1st Subsequent Year (2026-27)	2nd Subsequent Year (2027-28)
1.	Are step & column adjustments included in the interim and MYPs?			
2.	Cost of step & column adjustments			
3.	Percent change in step & column over prior year			

Certificated (Non-management) Attrition (layoffs and retirements)

		Current Year (2025-26)	1st Subsequent Year (2026-27)	2nd Subsequent Year (2027-28)
1.	Are savings from attrition included in the interim and MYPs?			
2.	Are additional H&W benefits for those laid-off or retired employees included in the interim and MYPs?			

Certificated (Non-management) - Other

List other significant contract changes that have occurred since first interim projections and the cost impact of each change (i.e., class size, hours of employment, leave of absence, bonuses, etc.):

S8B. Cost Analysis of District's Labor Agreements - Classified (Non-management) Employees

DATA ENTRY: Click the appropriate Yes or No button for "Status of Classified Labor Agreements as of the Previous Reporting Period." There are no extractions in this section.

Status of Classified Labor Agreements as of the Previous Reporting Period

Were all classified labor negotiations settled as of first interim projections? Yes

If Yes, complete number of FTEs, then skip to section S8C.

If No, continue with section S8B.

Classified (Non-management) Salary and Benefit Negotiations

	Prior Year (2nd Interim) (2024-25)	Current Year (2025-26)	1st Subsequent Year (2026-27)	2nd Subsequent Year (2027-28)
Number of classified (non-management) FTE positions	74.00	59.00	59.00	59.00

1a. Have any salary and benefit negotiations been settled since first interim projections? n/a

If Yes, and the corresponding public disclosure documents have been filed with the COE, complete questions 2 and 3.

If Yes, and the corresponding public disclosure documents have not been filed with the COE, complete questions 2-5.

If No, complete questions 6 and 7.

1b. Are any salary and benefit negotiations still unsettled? No

If Yes, complete questions 6 and 7.

Negotiations Settled Since First Interim Projections

2a. Per Government Code Section 3547.5(a), date of public disclosure board meeting:

2b. Per Government Code Section 3547.5(b), was the collective bargaining agreement certified by the district superintendent and chief business official? No

If Yes, date of Superintendent and CBO certification:

3. Per Government Code Section 3547.5(c), was a budget revision adopted to meet the costs of the collective bargaining agreement? n/a

If Yes, date of budget revision board adoption:

4. Period covered by the agreement: Begin Date: End Date:

5. Salary settlement:

	Current Year (2025-26)	1st Subsequent Year (2026-27)	2nd Subsequent Year (2027-28)
Is the cost of salary settlement included in the interim and multiyear projections (MYPs)?			
One Year Agreement			
Total cost of salary settlement			
% change in salary schedule from prior year			
or			
Multiyear Agreement			
Total cost of salary settlement			
% change in salary schedule from prior year (may enter text, such as "Reopener")			

Identify the source of funding that will be used to support multiyear salary commitments:

Negotiations Not Settled

6. Cost of a one percent increase in salary and statutory benefits

	Current Year (2025-26)	1st Subsequent Year (2026-27)	2nd Subsequent Year (2027-28)
7. Amount included for any tentative salary schedule increases			

Classified (Non-management) Health and Welfare (H&W) Benefits

	Current Year (2025-26)	1st Subsequent Year (2026-27)	2nd Subsequent Year (2027-28)
1. Are costs of H&W benefit changes included in the interim and MYPs?			
2. Total cost of H&W benefits			
3. Percent of H&W cost paid by employer			
4. Percent projected change in H&W cost over prior year			

Classified (Non-management) Prior Year Settlements Negotiated Since First Interim

Are any new costs negotiated since first interim projections for prior year settlements included in the interim?

If Yes, amount of new costs included in the interim and MYPs

If Yes, explain the nature of the new costs:

Classified (Non-management) Step and Column Adjustments

	Current Year (2025-26)	1st Subsequent Year (2026-27)	2nd Subsequent Year (2027-28)
1. Are step & column adjustments included in the interim and MYPs?			
2. Cost of step & column adjustments			
3. Percent change in step & column over prior year			

Classified (Non-management) Attrition (layoffs and retirements)

	Current Year (2025-26)	1st Subsequent Year (2026-27)	2nd Subsequent Year (2027-28)
1. Are savings from attrition included in the interim and MYPs?			
2. Are additional H&W benefits for those laid-off or retired employees included in the interim and MYPs?			

Classified (Non-management) - Other

List other significant contract changes that have occurred since first interim and the cost impact of each (i.e., hours of employment, leave of absence, bonuses, etc.):

S8C. Cost Analysis of District's Labor Agreements - Management/Supervisor/Confidential Employees

DATA ENTRY: Click the appropriate Yes or No button for "Status of Management/Supervisor/Confidential Labor Agreements as of the Previous Reporting Period." There are no extractions in this section.

Status of Management/Supervisor/Confidential Labor Agreements as of the Previous Reporting Period

Were all managerial/confidential labor negotiations settled as of first interim projections? N/A

If Yes or n/a, complete number of FTEs, then skip to S9.

If No, continue with section S8C.

Management/Supervisor/Confidential Salary and Benefit Negotiations

	Prior Year (2nd Interim) (2024-25)	Current Year (2025-26)	1st Subsequent Year (2026-27)	2nd Subsequent Year (2027-28)
Number of management, supervisor, and confidential FTE positions	4.00	3.00	3.00	3.00

1a. Have any salary and benefit negotiations been settled since first interim projections? n/a

If Yes, complete question 2.

If No, complete questions 3 and 4.

1b. Are any salary and benefit negotiations still unsettled? n/a

If Yes, complete questions 3 and 4.

Negotiations Settled Since First Interim Projections

2. Salary settlement:

	Current Year (2025-26)	1st Subsequent Year (2026-27)	2nd Subsequent Year (2027-28)
Is the cost of salary settlement included in the interim and multiyear projections (MYPs)?			
Total cost of salary settlement			
Change in salary schedule from prior year (may enter text, such as "Reopener")			

Negotiations Not Settled

3. Cost of a one percent increase in salary and statutory benefits

	Current Year (2025-26)	1st Subsequent Year (2026-27)	2nd Subsequent Year (2027-28)
4. Amount included for any tentative salary schedule increases			

Management/Supervisor/Confidential
Health and Welfare (H&W) Benefits

		Current Year (2025-26)	1st Subsequent Year (2026-27)	2nd Subsequent Year (2027-28)
1.	Are costs of H&W benefit changes included in the interim and MYPs?			
2.	Total cost of H&W benefits			
3.	Percent of H&W cost paid by employer			
4.	Percent projected change in H&W cost over prior year			

Management/Supervisor/Confidential
Step and Column Adjustments

		Current Year (2025-26)	1st Subsequent Year (2026-27)	2nd Subsequent Year (2027-28)
1.	Are step & column adjustments included in the interim and MYPs?			
2.	Cost of step & column adjustments			
3.	Percent change in step and column over prior year			

Management/Supervisor/Confidential
Other Benefits (mileage, bonuses, etc.)

		Current Year (2025-26)	1st Subsequent Year (2026-27)	2nd Subsequent Year (2027-28)
1.	Are costs of other benefits included in the interim and MYPs?			
2.	Total cost of other benefits			
3.	Percent change in cost of other benefits over prior year			

S9. Status of Other Funds

Analyze the status of other funds that may have negative fund balances at the end of the current fiscal year. If any other fund has a projected negative fund balance, prepare an interim report and multiyear projection for that fund. Explain plans for how and when the negative fund balance will be addressed.

S9A. Identification of Other Funds with Negative Ending Fund Balances

DATA ENTRY: Click the appropriate button in Item 1. If Yes, enter data in Item 2 and provide the reports referenced in Item 1.

1. Are any funds other than the general fund projected to have a negative fund balance at the end of the current fiscal year? No

If Yes, prepare and submit to the reviewing agency a report of revenues, expenditures, and changes in fund balance (e.g., an interim fund report) and a multiyear projection report for each fund.

2. If Yes, identify each fund, by name and number, that is projected to have a negative ending fund balance for the current fiscal year. Provide reasons for the negative balance(s) and explain the plan for how and when the problem(s) will be corrected.

ADDITIONAL FISCAL INDICATORS

The following fiscal indicators are designed to provide additional data for reviewing agencies. A "Yes" answer to any single indicator does not necessarily suggest a cause for concern, but may alert the reviewing agency to the need for additional review. DATA ENTRY: Click the appropriate Yes or No button for items A2 through A9; Item A1 is automatically completed based on data from Criterion 9.

A1.	Do cash flow projections show that the district will end the current fiscal year with a negative cash balance in the general fund? (Data from Criterion 9B-1, Cash Balance, are used to determine Yes or No)	No
A2.	Is the system of personnel position control independent from the payroll system?	No
A3.	Is enrollment decreasing in both the prior and current fiscal years?	Yes
A4.	Are new charter schools operating in district boundaries that impact the district's enrollment, either in the prior or current fiscal year?	No
A5.	Has the district entered into a bargaining agreement where any of the current or subsequent fiscal years of the agreement would result in salary increases that are expected to exceed the projected state funded cost-of-living adjustment?	No
A6.	Does the district provide uncapped (100% employer paid) health benefits for current or retired employees?	No
A7.	Is the district's financial system independent of the county office system?	No
A8.	Does the district have any reports that indicate fiscal distress pursuant to Education Code Section 42127.6(a)? (If Yes, provide copies to the county office of education.)	No
A9.	Have there been personnel changes in the superintendent or chief business official positions within the last 12 months?	No

When providing comments for additional fiscal indicators, please include the item number applicable to each comment.

Comments:
(optional)

End of School District Second Interim Criteria and Standards Review

FCMAT
FISCAL CRISIS & MANAGEMENT ASSISTANCE TEAM

Yreka Union Elementary (70508) - 25/26 2ND INTERIM				3/4/2026				
	2022-23	**2023-24**	**2024-25**	**2025-26**	**2026-27**	**2027-28**	**2028-29**	**2029-30**
General Assumptions								
COLA & Augmentation	13.26%	8.22%	1.07%	2.30%	2.41%	3.06%	3.34%	3.14%
Base Grant Proration Factor	0.00%	0.00%	0.00%	0.00%	0.00%	0.00%	0.00%	0.00%
Add-on, ERT & MSA Proration Factor	0.00%	0.00%	0.00%	0.00%	0.00%	0.00%	0.00%	0.00%
Student Assumptions:								
Enrollment Count	905	864	877	833	832	813	-	-
Unduplicated Pupil Count (UPC)	638	635	653	606	612	599	-	-
Unduplicated Pupil Percentage (UPP)	71.81%	71.35%	72.79%	73.60%	73.63%	73.34%	0.00%	0.00%
Current Year LCFF Average Daily Attendance (ADA)	845.52	820.10	816.69	769.57	768.64	751.11	-	-
Funded LCFF ADA	922.57	889.01	836.35	825.67	802.48	787.14	737.69	489.64
LCFF ADA Funding Method	3PY Average	3PY Average	3PY Average	3PY Average	3PY Average	3PY Average	3PY Average	3PY Average
Current Year Necessary Small School (NSS) ADA	-	-	-	-	-	-	-	-
Funded NSS ADA	-	-	-	-	-	-	-	-
LCFF Entitlement Summary								
Base Grant	$8,581,383	$8,940,800	$8,498,334	$8,580,903	$8,541,745	$8,634,921	$8,363,451	$5,727,605
Grade Span Adjustment	411,467	448,673	433,387	444,758	442,172	447,034	427,298	287,172
Adjusted Base Grant	$8,992,850	$9,389,473	$8,931,721	$9,025,661	$8,983,917	$9,081,955	$8,790,749	$6,014,777
Supplemental Grant	1,291,554	1,339,878	1,300,281	1,328,578	1,322,972	1,332,140	-	-
Concentration Grant	982,604	997,866	1,032,820	1,091,203	1,087,907	1,082,660	-	-
Total Base, Supplemental and Concentration Grant	$11,267,008	$11,727,217	$11,264,822	$11,445,442	$11,394,796	$11,496,755	$8,790,749	$6,014,777
Allowance: Necessary Small School	-	-	-	-	-	-	-	-
Add-on: Targeted Instructional Improvement Block Grant	54,464	54,464	54,464	54,464	54,464	54,464	54,464	54,464
Add-on: Home-to-School Transportation	111,066	120,196	121,482	124,276	127,271	131,165	135,546	139,802
Add-on: Small School District Bus Replacement Program	-	-	-	-	-	-	-	-
Add-on: Economic Recovery Target	-	-	-	-	-	-	-	-
Add-on: Transitional Kindergarten	79,214	118,077	139,942	321,947	361,129	350,618	-	-
Total Allowance and Add-On Amounts	$244,744	$292,737	$315,888	$500,687	$542,864	$536,247	$190,010	$194,266
Total LCFF Entitlement Before Adjustments (excludes Additional State Aid)	**$11,511,752**	**$12,019,954**	**$11,580,710**	**$11,946,129**	**$11,937,660**	**$12,033,002**	**$8,980,759**	**$6,209,043**
Miscellaneous Adjustments	-	-	-	-	-	-	-	-
Total LCFF Entitlement (excludes Additional State Aid)	**$ 11,511,752**	**$ 12,019,954**	**$ 11,580,710**	**$ 11,946,129**	**$ 11,937,660**	**$ 12,033,002**	**$ 8,980,759**	**$ 6,209,043**
LCFF Entitlement Per ADA (excludes Categorical MSA)	$ 12,478	$ 13,521	$ 13,847	$ 14,468	$ 14,876	$ 15,287	$ 12,174	$ 12,681
Additional State Aid	-	-	-	-	-	-	-	-
Total LCFF Entitlement with Additional State Aid	11,511,752	12,019,954	11,580,710	11,946,129	11,937,660	12,033,002	8,980,759	6,209,043
LCFF Sources Summary								
Funding Source Summary								
Local Revenue and In-Lieu of Property Taxes *(net for school districts)*	$ *2,791,472*	$ *2,870,455*	$ *2,870,455*	$ *2,935,386*	$ *2,935,386*	$ *2,935,386*	$ *2,935,386*	$ *2,935,386*
Education Protection Account Entitlement *(includes $200/minimum per ADA)*	$ 737,666	$ 1,319,512	$ 2,822,495	$ 2,814,134	$ 2,787,284	$ 2,849,338	$ 2,666,580	$ 899,431
Net State Aid *(excludes Additional State Aid)*	$ 7,982,614	$ 7,829,987	$ 5,887,760	$ 6,196,609	$ 6,214,990	$ 6,248,278	$ 3,378,793	$ 2,374,226
Additional State Aid	$ -	$ -	$ -	$ -	$ -	$ -	$ -	$ -
Total Funding Sources	**$ 11,511,752**	**$ 12,019,954**	**$ 11,580,710**	**$ 11,946,129**	**$ 11,937,660**	**$ 12,033,002**	**$ 8,980,759**	**$ 6,209,043**

FCMAT
FISCAL CRISIS & MANAGEMENT ASSISTANCE TEAM

Yreka Union Elementary (70508) - 25/26 2ND INTERIM				3/4/2026				
	2022-23	2023-24	2024-25	2025-26	2026-27	2027-28	2028-29	2029-30
Funding Source by Resource-Object								
State Aid (Resource Code 0000, Object Code 8011)	$ 7,982,614	$ 7,829,987	$ 5,887,760	$ 6,196,609	$ 6,214,990	$ 6,248,278	$ 3,378,793	$ 2,374,226
EPA, Current Year (Resource 1400, Object Code 8012) (P-2 plus Current Year Accrual)	$ 737,666	$ 1,319,512	$ 2,822,495	$ 2,814,134	$ 2,787,284	$ 2,849,338	$ 2,666,580	$ 899,431
EPA, Prior Year Adjustment (Resource 1400, Object Code 8019) (P-A less Prior Year Accrual)	$ (102,903)	$ 12,139	$ 18,517	$ -	$ -	$ -	$ -	$ -
Property Taxes (Object 8021 to 8089)	$ 2,791,472	$ 2,870,455	$ 2,870,455	$ 2,935,386	$ 2,935,386	$ 2,935,386	$ 2,935,386	$ 2,935,386
% Change		2.8294%	0.0000%	2.2621%	0.0000%	0.0000%	0.0000%	0.0000%
In-Lieu of Property Taxes (Object Code 8096)	-	-	-	-	-	-	-	-
Entitlement and Source Reconciliation								
Basic Aid/Excess Tax District Status	Non-Basic Aid	Non-Basic Aid	Non-Basic Aid	Non-Basic Aid	Non-Basic Aid	Non-Basic Aid	Non-Basic Aid	Non-Basic Aid
Total LCFF Entitlement	$ 11,511,752	$ 12,019,954	$ 11,580,710	$ 11,946,129	$ 11,937,660	$ 12,033,002	$ 8,980,759	$ 6,209,043
Additional State Aid	$ -	$ -	$ -	$ -	$ -	$ -	$ -	$ -
Additional EPA Minimum Entitlement (excess to LCFF Entitlement)	$ -	$ -	$ -	$ -	$ -	$ -	$ -	$ -
Excess Taxes before Minimum State Aid	$ -	$ -	$ -	$ -	$ -	$ -	$ -	$ -
Total Funding Sources	$ 11,511,752	$ 12,019,954	$ 11,580,710	$ 11,946,129	$ 11,937,660	$ 12,033,002	$ 8,980,759	$ 6,209,043
LCAP Percentage to Increase or Improve Services Calculation								
Base Grant *(Excludes add-ons for TIIG & Transportation)*	[redacted]	[redacted]	$ 9,071,663	$ 9,347,608	$ 9,345,046	$ 9,432,573	$ 8,790,749	$ 6,014,777
Supplemental and Concentration Grant funding in the LCAP year	[redacted]	[redacted]	$ 2,333,101	$ 2,419,781	$ 2,410,879	$ 2,414,800	$ -	$ -
Projected Additional 15% Concentration Grant funding in the LCAP year	[redacted]	[redacted]	$ 238,344	$ 251,817	$ 251,054	$ 249,844	$ -	$ -
Percentage to Increase or Improve Services	[redacted]	[redacted]	25.72%	25.89%	25.80%	25.60%	0.00%	0.00%

FCMAT
FISCAL CRISIS & MANAGEMENT ASSISTANCE TEAM

Yreka Union Elementary (70508) - 25/26 2ND INTERIM					3/4/2026			
	2022-23	2023-24	2024-25	2025-26	2026-27	2027-28	2028-29	2029-30
Necessary Small School Allowance by School								
District Current Year Necessary Small School (NSS) ADA	-	-	-	-	-	-	-	-
District Funded NSS ADA	-	-	-	-	-	-	-	-
District NSS Allowance	$ -	$ -	$ -	$ -	$ -	$ -	$ -	$ -
NSS #1								
NSS Funding Basis (Greater of CY, PY, or 3PY Average)	*Current Yr*	*Current Yr*	*Current Yr*	*Current Yr*	*Current Yr*	*Current Yr*	*Current Yr*	*Current Yr*
CY ADA (Actual)	-	-	-	-	-	-	-	-
Funded ADA for NSS	-	-	-	-	-	-	-	-
Funded NSS Allowance	$ -	$ -	$ -	$ -	$ -	$ -	$ -	$ -
NSS #2								
NSS Funding Basis (Greater of CY, PY, or 3PY Average)	*Current Yr*	*Current Yr*	*Current Yr*	*Current Yr*	*Current Yr*	*Current Yr*	*Current Yr*	*Current Yr*
CY ADA (Actual)	-	-	-	-	-	-	-	-
Funded ADA for NSS	-	-	-	-	-	-	-	-
Funded NSS Allowance	$ -	$ -	$ -	$ -	$ -	$ -	$ -	$ -
NSS #3								
NSS Funding Basis (Greater of CY, PY, or 3PY Average)	*Current Yr*	*Current Yr*	*Current Yr*	*Current Yr*	*Current Yr*	*Current Yr*	*Current Yr*	*Current Yr*
CY ADA (Actual)	-	-	-	-	-	-	-	-
Funded ADA for NSS	-	-	-	-	-	-	-	-
Funded NSS Allowance	$ -	$ -	$ -	$ -	$ -	$ -	$ -	$ -
NSS #4								
NSS Funding Basis (Greater of CY, PY, or 3PY Average)	*Current Yr*	*Current Yr*	*Current Yr*	*Current Yr*	*Current Yr*	*Current Yr*	*Current Yr*	*Current Yr*
CY ADA (Actual)	-	-	-	-	-	-	-	-
Funded ADA for NSS	-	-	-	-	-	-	-	-
Funded NSS Allowance	$ -	$ -	$ -	$ -	$ -	$ -	$ -	$ -
NSS #5								
NSS Funding Basis (Greater of CY, PY, or 3PY Average)	*Current Yr*	*Current Yr*	*Current Yr*	*Current Yr*	*Current Yr*	*Current Yr*	*Current Yr*	*Current Yr*
CY ADA (Actual)	-	-	-	-	-	-	-	-
Funded ADA for NSS	-	-	-	-	-	-	-	-
Funded NSS Allowance	$ -	$ -	$ -	$ -	$ -	$ -	$ -	$ -

FCMAT
FISCAL CRISIS & MANAGEMENT ASSISTANCE TEAM

Yreka Union Elementary (70508) - 25/26 2ND INTERIM								3/4/2026
	2022-23	2023-24	2024-25	2025-26	2026-27	2027-28	2028-29	2029-30
PER-ADA FUNDING LEVELS								
Base, Supplemental and Concentration Rate per ADA								
Grades TK-3	$ 12,677.94	$ 13,677.53	$ 13,959.13	$ 14,358.70	$ 14,706.58	$ 15,127.39	$ 12,349.00	$ 12,737.00
Grades 4-6	$ 11,656.84	$ 12,575.93	$ 12,835.39	$ 13,202.19	$ 13,523.20	$ 13,909.60	$ 11,355.00	$ 11,712.00
Grades 7-8	$ 12,002.64	$ 12,948.12	$ 13,215.01	$ 13,592.76	$ 13,922.73	$ 14,321.01	$ 11,691.00	$ 12,058.00
Grades 9-12	$ 14,271.61	$ 15,396.11	$ 15,714.74	$ 16,163.20	$ 16,555.84	$ 17,028.75	$ 13,901.00	$ 14,337.00
Base Grants								
Grades TK-3	$ 9,166	$ 9,919	$ 10,025	$ 10,256	$ 10,503	$ 10,824	$ 11,186	$ 11,537
Grades 4-6	$ 9,304	$ 10,069	$ 10,177	$ 10,411	$ 10,662	$ 10,988	$ 11,355	$ 11,712
Grades 7-8	$ 9,580	$ 10,367	$ 10,478	$ 10,719	$ 10,977	$ 11,313	$ 11,691	$ 12,058
Grades 9-12	$ 11,102	$ 12,015	$ 12,144	$ 12,423	$ 12,722	$ 13,111	$ 13,549	$ 13,974
Grade Span Adjustment								
Grades TK-3	$ 953	$ 1,032	$ 1,043	$ 1,067	$ 1,092	$ 1,126	$ 1,163	$ 1,200
Grades 9-12	$ 289	$ 312	$ 316	$ 323	$ 331	$ 341	$ 352	$ 363
Prorated Base, Supplemental and Concentration Rate per ADA								
Grades TK-3	$ 10,119	$ 10,951	$ 11,068	$ 11,323	$ 11,595	$ 11,950	$ 12,349	$ 12,737
Grades 4-6	$ 9,304	$ 10,069	$ 10,177	$ 10,411	$ 10,662	$ 10,988	$ 11,355	$ 11,712
Grades 7-8	$ 9,580	$ 10,367	$ 10,478	$ 10,719	$ 10,977	$ 11,313	$ 11,691	$ 12,058
Grades 9-12	$ 11,391	$ 12,327	$ 12,460	$ 12,746	$ 13,053	$ 13,452	$ 13,901	$ 14,337
Prorated Base Grants								
Grades TK-3	$ 9,166	$ 9,919	$ 10,025	$ 10,256	$ 10,503	$ 10,824	$ 11,186	$ 11,537
Grades 4-6	$ 9,304	$ 10,069	$ 10,177	$ 10,411	$ 10,662	$ 10,988	$ 11,355	$ 11,712
Grades 7-8	$ 9,580	$ 10,367	$ 10,478	$ 10,719	$ 10,977	$ 11,313	$ 11,691	$ 12,058
Grades 9-12	$ 11,102	$ 12,015	$ 12,144	$ 12,423	$ 12,722	$ 13,111	$ 13,549	$ 13,974
Prorated Grade Span Adjustment								
Grades TK-3	$ 953	$ 1,032	$ 1,043	$ 1,067	$ 1,092	$ 1,126	$ 1,163	$ 1,200
Grades 9-12	$ 289	$ 312	$ 316	$ 323	$ 331	$ 341	$ 352	$ 363
Supplemental Grant	20%	20%	20%	20%	20%	20%	20%	20%
Maximum - 1.00 ADA, 100% UPP								
Grades TK-3	$ 2,024	$ 2,190	$ 2,214	$ 2,265	$ 2,319	$ 2,390	$ 2,470	$ 2,547
Grades 4-6	$ 1,861	$ 2,014	$ 2,035	$ 2,082	$ 2,132	$ 2,198	$ 2,271	$ 2,342
Grades 7-8	$ 1,916	$ 2,073	$ 2,096	$ 2,144	$ 2,195	$ 2,263	$ 2,338	$ 2,412
Grades 9-12	$ 2,278	$ 2,465	$ 2,492	$ 2,549	$ 2,611	$ 2,690	$ 2,780	$ 2,867
Actual - 1.00 ADA, Local UPP as follows:	*71.81%*	*71.35%*	*72.79%*	*73.60%*	*73.63%*	*73.34%*	*0.00%*	*0.00%*
Grades TK-3	$ 1,453	$ 1,563	$ 1,611	$ 1,667	$ 1,707	$ 1,753	$ -	$ -
Grades 4-6	$ 1,336	$ 1,437	$ 1,482	$ 1,532	$ 1,570	$ 1,612	$ -	$ -
Grades 7-8	$ 1,376	$ 1,479	$ 1,525	$ 1,578	$ 1,616	$ 1,659	$ -	$ -
Grades 9-12	$ 1,636	$ 1,759	$ 1,814	$ 1,876	$ 1,922	$ 1,973	$ -	$ -
Concentration Grant (>55% population)	65%	65%	65%	65%	65%	65%	65%	65%
Maximum - 1.00 ADA, 100% UPP								
Grades TK-3	$ 6,577	$ 7,118	$ 7,194	$ 7,360	$ 7,537	$ 7,768	$ 8,027	$ 8,279
Grades 4-6	$ 6,048	$ 6,545	$ 6,615	$ 6,767	$ 6,930	$ 7,142	$ 7,381	$ 7,613
Grades 7-8	$ 6,227	$ 6,739	$ 6,811	$ 6,967	$ 7,135	$ 7,353	$ 7,599	$ 7,838
Grades 9-12	$ 7,404	$ 8,013	$ 8,099	$ 8,285	$ 8,484	$ 8,744	$ 9,036	$ 9,319
Actual - 1.00 ADA, Local UPP >55% as follows:	*16.8100%*	*16.3500%*	*17.7900%*	*18.6000%*	*18.6300%*	*18.3400%*	*0.0000%*	*0.0000%*
Grades TK-3	$ 1,106	$ 1,164	$ 1,280	$ 1,369	$ 1,404	$ 1,425	$ -	$ -
Grades 4-6	$ 1,017	$ 1,070	$ 1,177	$ 1,259	$ 1,291	$ 1,310	$ -	$ -
Grades 7-8	$ 1,047	$ 1,102	$ 1,212	$ 1,296	$ 1,329	$ 1,349	$ -	$ -
Grades 9-12	$ 1,245	$ 1,310	$ 1,441	$ 1,541	$ 1,581	$ 1,604	$ -	$ -

Yreka Union Elementary (70508) - 25/26 2ND INTERIM				3/4/2026				
DETAILED ADA CALCULATION	**2022-23**	**2023-24**	**2024-25**	**2025-26**	**2026-27**	**2027-28**	**2028-29**	**2029-30**
Third Prior Year ADA for the Hold Harmless (adjusted for current year charter shift)	2019-20 ADA	2020-21 ADA	2021-22 ADA	2022-23 ADA	2023-24 ADA	2024-25 ADA	2025-26 ADA	2026-27 ADA
Grades TK-3	417.93	417.93	404.80	420.03	391.44	393.41	384.31	367.72
Grades 4-6	286.07	286.07	252.75	252.66	240.97	237.31	223.61	225.47
Grades 7-8	207.46	207.46	191.83	141.02	156.86	167.07	136.24	150.04
Grades 9-12	-	-	-	-	-	-	-	-
LCFF Subtotal	911.46	911.46	849.38	813.71	789.27	797.79	744.16	743.23
NSS	-	-	-	-	-	-	-	-
Combined Subtotal	911.46	911.46	849.38	813.71	789.27	797.79	744.16	743.23
Second Prior Year ADA for the Hold Harmless (adjusted for current year charter shift)	2020-21 ADA	2021-22 ADA	2022-23 ADA	2023-24 ADA	2024-25 ADA	2025-26 ADA	2026-27 ADA	2027-28 ADA
Grades TK-3	417.93	404.80	420.03	391.44	393.41	384.31	367.72	350.21
Grades 4-6	286.07	252.75	252.66	240.97	237.31	223.61	225.47	223.61
Grades 7-8	207.46	191.83	141.02	156.86	167.07	136.24	150.04	151.88
Grades 9-12	-	-	-	-	-	-	-	-
LCFF Subtotal	911.46	849.38	813.71	789.27	797.79	744.16	743.23	725.70
NSS	-	-	-	-	-	-	-	-
Combined Subtotal	911.46	849.38	813.71	789.27	797.79	744.16	743.23	725.70
Prior Year ADA for the Hold Harmless (adjusted for current year charter shift)	2021-22 ADA	2022-23 ADA	2023-24 ADA	2024-25 ADA	2025-26 ADA	2026-27 ADA	2027-28 ADA	2028-29 ADA
Grades TK-3	404.80	420.03	391.44	393.41	384.31	367.72	350.21	-
Grades 4-6	252.75	252.66	240.97	237.31	223.61	225.47	223.61	-
Grades 7-8	191.83	141.02	156.86	167.07	136.24	150.04	151.88	-
Grades 9-12	-	-	-	-	-	-	-	-
LCFF Subtotal	849.38	813.71	789.27	797.79	744.16	743.23	725.70	-
NSS	-	-	-	-	-	-	-	-
Combined Subtotal	849.38	813.71	789.27	797.79	744.16	743.23	725.70	-
Net Adjustment to Prior Year ADA for Charter Shift								
Second Prior Year Net increase/(decrease) to prior year ADA due to Charter School Shift		-	-	-	-	-	-	-
Prior Year Net increase/(decrease) to prior year ADA due to Charter School Shift	-	-	-	-	-	-	-	-
Second prior year charter school shift percentage		-	-	-	-	-	-	-
Prior year charter school shift percentage		0%	0%	0%	0%	0%	0%	0%
Prior 3-Year Average ADA (If charter shift percentage > -50%, adjusted for +/- current year charter shift) - Effective beginning in 2022-23								
Grades TK-3	413.55	414.25	405.42	401.63	389.72	381.81	367.41	239.31
Grades 4-6	274.96	263.83	248.79	243.65	233.96	228.80	224.23	149.69
Grades 7-8	202.25	180.10	163.24	154.98	153.39	151.12	146.05	100.64
Grades 9-12	-	-	-	-	-	-	-	-
LCFF Subtotal	890.76	858.18	817.45	800.26	777.07	761.73	737.69	489.64
NSS	-	-	-	-	-	-	-	-
Combined Subtotal	890.76	858.18	817.45	800.26	777.07	761.73	737.69	489.64
Current Year Charter Shift ADA for the Hold Harmless and 3-prior year average	-	-	-	-	-	-	-	-
Current Year ADA								
Grades TK-3	420.03	391.44	393.41	384.31	367.72	350.21	-	-
Grades 4-6	252.66	240.97	237.31	223.61	225.47	223.61	-	-
Grades 7-8	141.02	156.86	167.07	136.24	150.04	151.88	-	-
Grades 9-12	-	-	-	-	-	-	-	-
LCFF Subtotal	813.71	789.27	797.79	744.16	743.23	725.70	-	-
NSS	-	-	-	-	-	-	-	-
Combined Subtotal	813.71	789.27	797.79	744.16	743.23	725.70	-	-
Change in LCFF ADA (excludes NSS ADA)	(35.67) Decline	(24.44) Decline	8.52 Increase	(53.63) Decline	(0.93) Decline	(17.53) Decline	(725.70) Decline	- No Change

Yreka Union Elementary (70508) - 25/26 2ND INTERIM				3/4/2026				
DETAILED ADA CALCULATION	**2022-23**	**2023-24**	**2024-25**	**2025-26**	**2026-27**	**2027-28**	**2028-29**	**2029-30**
Funded LCFF ADA (greater of current year, prior year or 3-prior year average)								
Grades TK-3	413.55	414.25	405.42	401.63	389.72	381.81	367.41	239.31
Grades 4-6	274.96	263.83	248.79	243.65	233.96	228.80	224.23	149.69
Grades 7-8	202.25	180.10	163.24	154.98	153.39	151.12	146.05	100.64
Grades 9-12	-	-	-	-	-	-	-	-
Subtotal	890.76	858.18	817.45	800.26	777.07	761.73	737.69	489.64
	3PY Average	*3PY Average*	*3PY Average*	*3PY Average*	*3PY Average*	*3PY Average*	*3PY Average*	*3PY Average*
Funded NSS ADA								
Grades TK-3	-	-	-	-	-	-	-	-
Grades 4-6	-	-	-	-	-	-	-	-
Grades 7-8	-	-	-	-	-	-	-	-
Grades 9-12	-	-	-	-	-	-	-	-
Subtotal	-	-	-	-	-	-	-	-
NPS, CDS, & COE Operated								
Grades TK-3	18.21	20.51	10.10	15.20	15.20	15.20	-	-
Grades 4-6	7.97	7.29	6.06	4.60	4.60	4.60	-	-
Grades 7-8	5.63	3.03	2.74	5.61	5.61	5.61	-	-
Grades 9-12	-	-	-	-	-	-	-	-
Subtotal	31.81	30.83	18.90	25.41	25.41	25.41	-	-
ACTUAL ADA *(Current Year Only)*								
Grades TK-3	438.24	411.95	403.51	399.51	382.92	365.41	-	-
Grades 4-6	260.63	248.26	243.37	228.21	230.07	228.21	-	-
Grades 7-8	146.65	159.89	169.81	141.85	155.65	157.49	-	-
Grades 9-12	-	-	-	-	-	-	-	-
Total Actual ADA	845.52	820.10	816.69	769.57	768.64	751.11	-	-
TOTAL FUNDED ADA, LCFF & NSS								
Grades TK-3	431.76	434.76	415.52	416.83	404.92	397.01	367.41	239.31
Grades 4-6	282.93	271.12	254.85	248.25	238.56	233.40	224.23	149.69
Grades 7-8	207.88	183.13	165.98	160.59	159.00	156.73	146.05	100.64
Grades 9-12	-	-	-	-	-	-	-	-
Total Funded ADA	**922.57**	**889.01**	**836.35**	**825.67**	**802.48**	**787.14**	**737.69**	**489.64**
Funded Difference (Funded ADA less Actual ADA)	*77.05*	*68.91*	*19.66*	*56.10*	*33.84*	*36.03*	*737.69*	*489.64*
FUNDED ADA for the Transitional Kindergarten Add-on								
Current Year TK ADA	28.16	38.79	45.48	58.06	63.59	59.90	-	-

Yreka Union Elementary (70508) - 25/26 2ND INTERIM

Charts and Graphs

Charts and graphs provided on this tab represent one computational methodology and are not intended to set or communicate any standards of the California Department of Education (CDE) or the Fiscal Crisis and Management Assistance Team (FCMAT). **The Graphs tab remains unprotected to allow editing for local standards.**

2025-26

Change the fiscal year here to update all of the charts and graphics on this page that only display one fiscal year.

Components of LCFF Entitlement

	2025-26			
Base Grant	$ 8,580,903		825.67	ADA
Grade Span Adjustment	$ 444,758		$ 9,025,661	Adjusted Base Grant
Supplemental Grant	$ 1,328,578	73.60%		
Concentration Grant	$ 1,091,203	73.60%	$ 2,419,781	Supplemental & Concentration
Allowance: Necessary Small School	$ -		$ -	Allowance
Add-on: Targeted Instructional Improvement Block Grant	$ 54,464			
Add-on: Home-to-School Transportation	$ 124,276			
Add-on: Small School District Bus Replacement Program	$ -		$ 500,687	Add-ons
Add-on Economic Recovery Target	$ -			
Add-on: Transitional Kindergarten	$ 321,947			
Total	$ 11,946,129		$ 11,946,129	

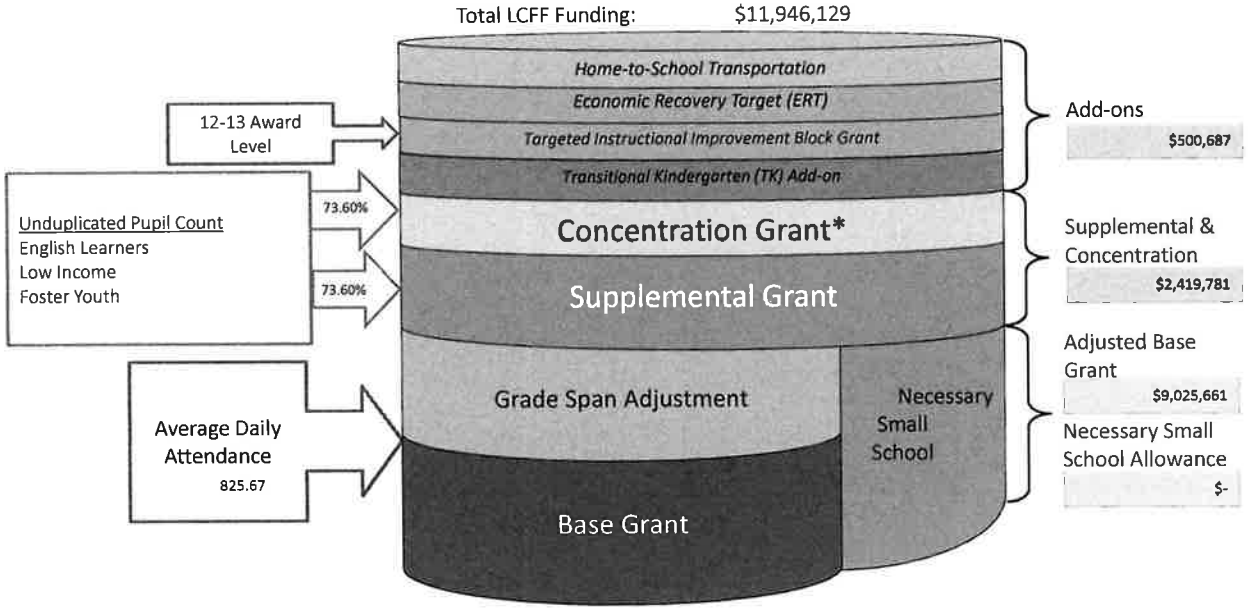

*Unduplicated Pupil Percentage must be above 55% to receive Concentration Grant funding

Supplemental Grant Calculation-EC 42238.02 (e)

Yreka Union Elementary (70508) - 25/26 2ND INTERIM

Charts and Graphs

2025-26	Base Grant *a*	Grade Span Adjustment *b*	Supplemental Grant Factor *c*	Maximum Supplemental Grant Rate per ADA (100% UPP) *d* (a + b) x c	Unduplicated Pupil Percentage *e*	Effective Supplemental Grant Rate *f* = (a+b) x c x e	ADA *g*	Supplemental Grant *h* = f x g
*Grades TK-3	$ 10,256	$ 1,067	20.00%	$ 2,264.60	73.60%	$ 1,666.75	416.83	694,750
Grades 4-6	$ 10,411	$ -	20.00%	$ 2,082.20	73.60%	$ 1,532.50	248.25	380,443
Grades 7-8	$ 10,719	$ -	20.00%	$ 2,143.80	73.60%	$ 1,577.84	160.59	253,385
*Grades 9-12	$ 12,423	$ 323	20.00%	$ 2,549.20	73.60%	$ 1,876.21	-	-
*Base Grant + Grade Span								$ 1,328,578

Concentration Grant Calculation-EC 42238.02 (f)

2025-26	Base Grant *a*	Grade Span Adjustment *b*	Concentration Grant Factor *c*	Maximum Concentration Grant Rate per ADA (100% UPP) *d* (a + b) x c x 45%	Unduplicated Pupil Percentage greater than 55% *e* - UPP - 55%	Effective Concentration Grant Rate *f* = (a+b) x c x e	ADA *g*	Concentration Grant *h* = f x g
*Grades TK-3	$ 10,256	$ 1,067	65.00%	$ 3,311.98	18.60%	$ 1,368.95	416.83	570,620
Grades 4-6	$ 10,411	$ -	65.00%	$ 3,045.22	18.60%	$ 1,258.69	248.25	312,470
Grades 7-8	$ 10,719	$ -	65.00%	$ 3,135.31	18.60%	$ 1,295.93	160.59	208,113
*Grades 9-12	$ 12,423	$ 323	65.00%	$ 3,728.21	18.60%	$ 1,540.99	-	-
*Base Grant + Grade Span								$ 1,091,203

Yreka Union Elementary (70508) - 25/26 2ND INTERIM

Charts and Graphs

Funding Sources	2022-23	2023-24	2024-25	2025-26	2026-27	2027-28	2028-29	2029-30
Excess Property Taxes	$ -	$ -	$ -	$ -	$ -	$ -	$ -	$ -
Additional State Aid to meet Minimum	$ -	$ -	$ -	$ -	$ -	$ -	$ -	$ -
EPA in Excess to LCFF	$ -	$ -	$ -	$ (0)	$ (0)	$ (0)	$ (0)	$ (0)
Economic Recovery Payment	$ -	$ -	$ -	$ -	$ -	$ -	$ -	$ -
LCFF Grant	$ 11,511,752	$ 12,019,954	$ 11,580,710	$ 11,946,129	$ 11,937,660	$ 12,033,002	$ 8,980,759	$ 6,209,043
Total General Purpose Funding	$ 11,511,752	$ 12,019,954	$ 11,580,710	$ 11,946,129	$ 11,937,660	$ 12,033,002	$ 8,980,759	$ 6,209,043

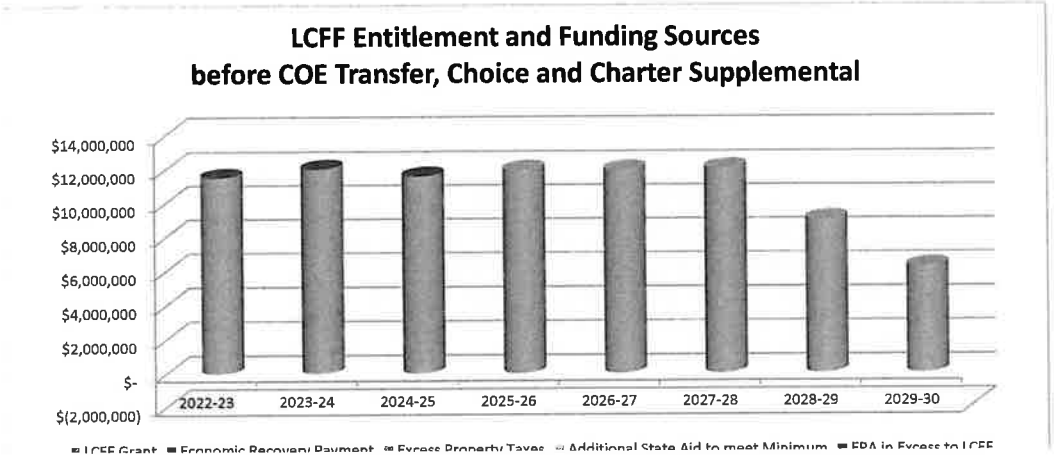

Yreka Union Elementary (70508) - 25/26 2ND INTERIM

Charts and Graphs

LCFF Entitlement per ADA	2022-23	2023-24	2024-25	2025-26	2026-27	2027-28	2028-29	2029-30
Funded ADA (LCFF & NSS)	922.57	889.01	836.35	825.67	802.48	787.14	737.69	489.64
LCFF Sources per ADA, including NSS	$ 12,477.92	$ 13,520.61	$ 13,846.73	$ 14,468.41	$ 14,875.96	$ 15,286.99	$ 12,174.16	$ 12,680.83
Net Dollar Change per ADA		$ 1,042.69	$ 326.12	$ 621.68	$ 407.55	$ 411.03	$ (3,112.83)	$ 506.67
Net Percent Change		8.36%	2.41%	4.49%	2.82%	2.76%	-20.36%	4.16%
Estimated LCFF Entitlement per ADA (excludes minimum state aid)	$ 12,477.92	$ 13,520.61	$ 13,846.73	$ 14,468.41	$ 14,875.96	$ 15,286.99	$ 12,174.16	$ 12,680.83
Net Change per ADA		$ 1,042.69	$ 326.12	$ 621.68	$ 407.55	$ 411.03	$ (3,112.83)	$ 506.67
Net Percent Change		8.36%	2.41%	4.49%	2.82%	2.76%	-20.36%	4.16%

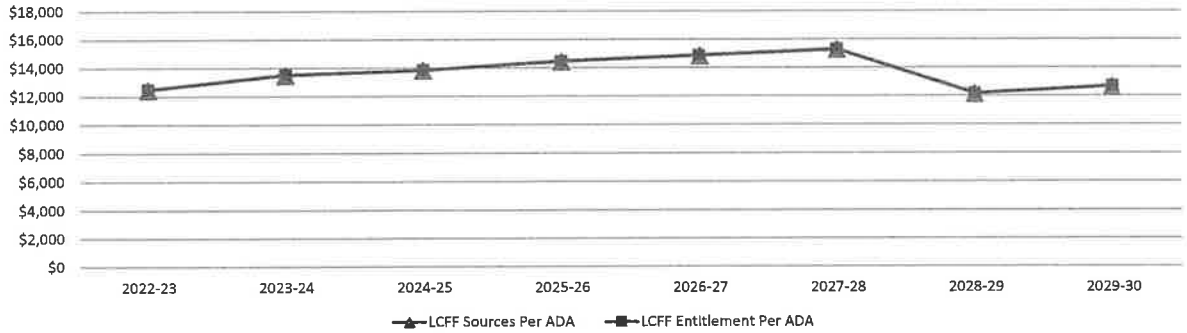

Student Summary, excluding COE	2022-23	2023-24	2024-25	2025-26	2026-27	2027-28	2028-29	2029-30
Enrollment	880	843	852	806	805	786	-	-
Unduplicated Pupil Count (UPC)	627	619	634	587	592	579	-	-
Average Daily Attendance (ADA)	845.52	820.10	816.69	769.57	768.64	751.11	-	-

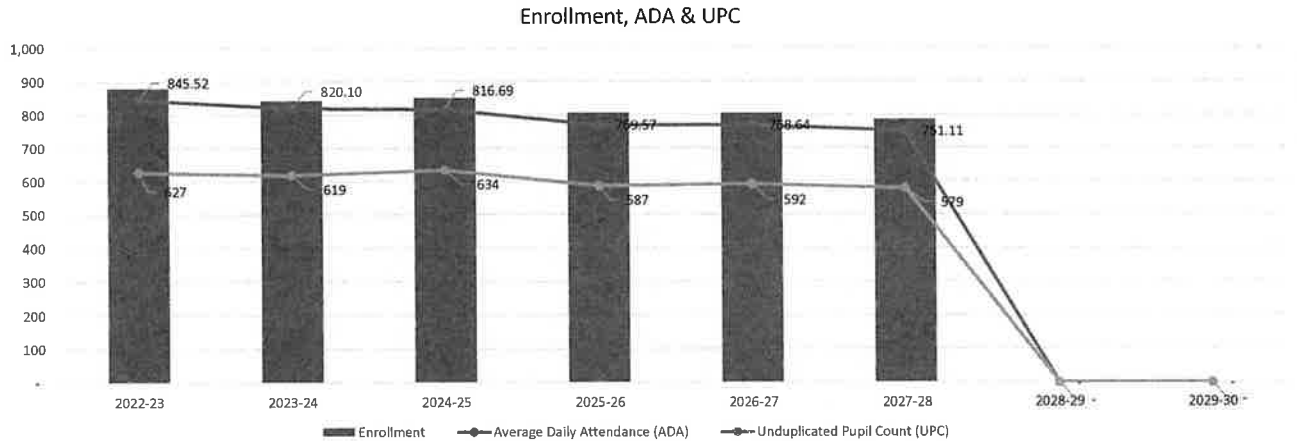

LCFF CALCULATOR

70508	5 digit District code or 7 digit School code *(from the CDS code)*	LEA:	Yreka Union Elementary
NO	Is this calculation for a new charter school? (select from drop down list)	Projection Title:	25/26 2ND INTERIM
District	Projection Type	Created by:	Emily Lipke
		Email:	elipke@yrekausd.net
3/4/2026	Projection Date	Phone:	530-842-1168

DATA ONLY - NO CALCULATIONS

Yreka Union Elementary (70508)	2019-20	2020-21	2021-22	PY3 2022-23	PY2 2023-24	PY1 2024-25	CY 2025-26	CY1 2026-27	CY2 2027-28	CY3 2028-29	CY4 2029-30
(1) UNIVERSAL ASSUMPTIONS											
Supplemental Grant %				20.00%	20.00%	20.00%	20.00%	20.00%	20.00%	20.00%	20.00%
Concentration Grant (>55% population)				65.00%	65.00%	65.00%	65.00%	65.00%	65.00%	65.00%	65.00%
Statutory COLA & Augmentation/Suspension *(prefilled as calculated by the Department of Finance, DOF)*				13.26%	8.22%	1.07%	2.30%	2.41%	3.06%	3.34%	3.14%
Statutory COLA				6.56%	8.22%	1.07%	2.30%	2.41%	3.06%	3.34%	3.14%
Augmentation/(COLA Suspension)				6.70%	0.00%	0.00%	0.00%	0.00%	0.00%	0.00%	0.00%
Base Grant Proration Factor (deficit)				0.00%	0.00%	0.00%	0.00%	0.00%	0.00%	0.00%	0.00%
Add-on, ERT & MSA Proration Factor				0.00%	0.00%	0.00%	0.00%	0.00%	0.00%	0.00%	0.00%
Transitional Kindergarten Add-on *(2022-23 forward)*				$ 2,813	$ 3,044	$ 3,077	$ 5,545	$ 5,679	$ 5,853	$ 6,048	$ 6,238
EPA Entitlement as % of statewide adjusted Revenue Limit (P-2)				12.74780911%	21.98880689%	49.68656772%	49.68656772%	49.68656772%	49.68656772%	49.68656772%	49.68656772%
EPA Entitlement as % of statewide adjusted Revenue Limit (Annual)				12.84814107%	22.03836064%	49.68656772%	49.68656772%	49.68656772%	49.68656772%	49.68656772%	49.68656772%
Local EPA Accrual				$ -	$ -	$ -	$ -	$ -	$ -	$ -	$ -
EPA Miscellaneous Adjustments (P-2 Certification only)						$ -					

Yreka Union Elementary (70508)		2019-20	2020-21	2021-22	2022-23	2023-24	2024-25	2025-26	2026-27	2027-28	2028-29	2029-30
(2) CHARTER SCHOOL DATA ELEMENTS REQUIRED TO CALCULATE THE LCFF												
NEW CHARTER SCHOOLS					New Charter School Name:							
					Year that charter starts operation (select from drop down list):							
(a) TRANSFER OF IN-LIEU PROPERTY TAX					Note: Charter schools should contact sponsoring district(s) for in-lieu estimate							
I-4	In-Lieu of Property Tax				-	-	-					
(b) UNDUPLICATED PUPIL PERCENTAGE (UPP)												
A-1, A-2, A-3	Enrollment		-	-	-	-	-					
B-1, B-2, B-3	Unduplicated Pupil Count		-	-	-	-	-					
	Single Year Unduplicated Pupil Percentage				0.00%	0.00%	0.00%	0.00%	0.00%	0.00%	0.00%	0.00%
C-1	Unduplicated Pupil Percentage (%) - 3 Year Rolling Percentage				0.00%	0.00%	0.00%	0.00%	0.00%	0.00%	0.00%	0.00%
(c) CONCENTRATION GRANT FUNDING LIMITATION: District of Physical Location												
Enter the unduplicated pupil percentage (UPP) of the district where the charter school is physically located. If the charter school has a physical location within the boundaries of more than one district, enter the highest district UPP of all locations.												
D-3	Unduplicated Pupil Percentage (%)				0.00%	0.00%	0.00%	0.00%	0.00%	0.00%	0.00%	0.00%
	Unduplicated Pupil Percentage: Supplemental Grant				0.00%	0.00%	0.00%	0.00%	0.00%	0.00%	0.00%	0.00%
	Unduplicated Pupil Percentage: Concentration Grant				0.00%	0.00%	0.00%	0.00%	0.00%	0.00%	0.00%	0.00%
(d) AVERAGE DAILY ATTENDANCE (ADA)												
ADA used for the Transitional Kindergarten Add-on ONLY:												
G-4	TK (NEW beginning 2022-23)				-	-	-					
ADA used for Base, Supplemental and Concentration Grant Calculations: Enter P2 Data - Note: Charter School ADA is always funded on current year												
B-1	Grades TK-3				-	-	-					
B-2	Grades 4-6				-	-	-					
B-3	Grades 7-8				-	-	-					
B-4	Grades 9-12				-	-	-					
	SUBTOTAL ADA				-	-	-	-	-	-	-	-
	RATIO: ADA to Enrollment				-	-	-	-	-	-	-	-
(e) OTHER LCFF ADJUSTMENTS												
Miscellaneous Adjustments (line H-2), include adjustments for audit penalties and special legislation. Adjustments can be positive or negative. Minimum State Aid Adjustments (Line J-5), captures adjustments for audit penalties and special legislation. Adjustments can be positive or negative.												
H-2	Miscellaneous Adjustments				$ -	$ -	$ -					
J-4	Minimum State Aid Adjustments				$ -	$ -	$ -					

Yreka Union Elementary (70508)	2019-20	2020-21	2021-22	2022-23	2023-24	2024-25	2025-26	2026-27	2027-28	2028-29	2029-30
(3) SCHOOL DISTRICT DATA ELEMENTS REQUIRED TO CALCULATE THE LCFF											
(a) GENERAL QUESTIONS											
Is your district required to transfer in-lieu taxes to a charter school?							NO				
Does your district have a necessary small school?							NO				
(b) K-3 GRADE SPAN ADJUSTMENT FUNDING DETERMINATION											
Did your district meet the requirements of funding?				YES	YES	YES	YES	YES	YES	YES	YES
(c) PROPERTY TAXES											
C-1 Estimated Property Taxes (excluding RDA)				$ 2,791,472	$ 2,870,455	$ 2,870,455	$ 2,935,386	$ 2,935,386	$ 2,935,386	$ 2,935,386	$ 2,935,386
B-5 Redevelopment Agency Local Revenue				$ -	$ -	$ -					
Less In-Lieu Property Tax Transfer				$ -	$ -	$ -	$ -	$ -	$ -	$ -	$ -
Total Local Revenue				$ 2,791,472	$ 2,870,455	$ 2,870,455	$ 2,935,386	$ 2,935,386	$ 2,935,386	$ 2,935,386	$ 2,935,386
(d) OTHER LCFF ADJUSTMENTS											
If applicable, enter adjustments for special legislation, instructional time penalties, and class size penalties populated from the Class Size Penalties exhibit. Adjustments can be positive or negative.											
H-2 Miscellaneous Adjustments				$ -	$ -	$ -					
I-5 Minimum State Aid Adjustments				$ -	$ -	$ -					
(e) UNDUPLICATED PUPIL PERCENTAGE											
A-1 / A-3 District Enrollment	893	923	880	843	852	806	805	786			
A-2 / A-4 COE Enrollment	22	27	25	21	25	27	27	27			
Total Enrollment	915	950	905	864	877	833	832	813	-		-
B-1 / B-3 District Unduplicated Pupil Count	673	654	627	619	634	587	592	579			
B-2 / B-4 COE Unduplicated Pupil Count	11	13	11	16	19	20	20	20			
Total Unduplicated Pupil Count	684	667	638	635	653	606	612	599	-		-
Single Year Unduplicated Pupil Percentage			70.50%	73.50%	74.46%	72.79%	73.60%	73.63%	0.00%		0.00%
C-1 Unduplicated Pupil Percentage (%) - 3 Year Rolling Percentage			71.81%	71.35%	72.79%	73.60%	73.63%	73.34%	0.00%		0.00%

Yreka Union Elementary (70508)		2019-20	2020-21	2021-22	2022-23	2023-24	2024-25	2025-26	2026-27	2027-28	2028-29	2029-30
(f) AVERAGE DAILY ATTENDANCE (ADA)												
ADA used for the Transitional Kindergarten Add-on ONLY:												
G-10	TK (Commencing in 2022-23)				28.16	38.79	45.48	58.06	63.59	59.90		
ADA used for Base, Supplemental and Concentration Grant Calculations: Enter ADA by grade span. The calculator will determine the most advantageous funding option for each year's funding calculation.												
	Current Year ADA: (P-2, Necessary Small Schools, Annual for Special Day Class Extended Year)											
	Grades TK-3	417.93	417.93	404.80	420.03	391.44	393.41	384.31	367.72	350.21		
B-1, D-5	Grades 4-6	286.07	286.07	252.75	252.66	240.97	237.31	223.61	225.47	223.61		
	Grades 7-8	207.46	207.46	191.83	141.02	156.86	167.07	136.24	150.04	151.88		
	Grades 9-12	-	-	-	-	-	-					
	TOTAL CURRENT YEAR ADA	911.46	911.46	849.38	813.71	789.27	797.79	744.16	743.23	725.70	-	-
	Nonpublic School, NPS-Licensed Children Institutions, Community Day School: (Annual)											
	Grades TK-3				-	-	-					
D-9, E-1	Grades 4-6				1.41	-	-					
	Grades 7-8				2.35	-	-					
	Grades 9-12				-	-	-					
	TOTAL NPS-CDS (Annual)				3.76	-	-	-	-	-	-	-
	District Basic Aid ADA funded outside of the LCFF (Court Ordered, Voluntary Tfr. & Open Enrollment) (For calculating EPA only, this ADA is not included in the LCFF funding calculation)				-	-	-					
	DISTRICT TOTAL				817.47	789.27	797.79	744.16	743.23	725.70	-	-
	County Operated Programs, e.g. Community School, Special Ed: (P-2 / Annual)											
	Grades TK-3				18.21	20.51	10.10	15.20	15.20	15.20		
E-2, E-8	Grades 4-6				6.56	7.29	6.06	4.60	4.60	4.60		
	Grades 7-8				3.28	3.03	2.74	5.61	5.61	5.61		
	Grades 9-12				-	-	-					
	COUNTY TOTAL				28.05	30.83	18.90	25.41	25.41	25.41	-	-
	RATIO: District ADA-to-Enrollment				92.89%	93.63%	93.64%	92.33%	92.33%	92.33%	0.00%	0.00%
	RATIO: County ADA-to-Enrollment				112.20%	146.81%	75.60%	94.11%	94.11%	94.11%	0.00%	0.00%

(g) PRIOR YEAR GUARANTEE ADJUSTMENT FOR CHARTER SHIFT

If applicable, enter prior year ADA for students transferring into or out of district schools and **district-sponsored charter schools. Report the prior year ADA for these students in the current year field, using the grade span the students were enrolled in during the prior year(s).** NOTE: *Legislative requiring the charter shift adjustment was suspended in fiscal years 2020-21 and 2021-22, no prior year ADA should be entered for these years.

Prior year	Source: Principal Apportionment Data Collection, P-2 Attendance School District Form	2019-20 ADA shift (no data reported in 2020-21)*	2020-21 ADA shift (no data reported in 2021-22)*	2021-22 ADA shift reported in 2022-23 PADC ADA report	2022-23 ADA shift reported in 2023-24 PADC ADA report	2023-24 ADA shift reported in 2024-25 PADC ADA report	2024-25 ADA shift reported in 2025-26 PADC ADA report	2025-26 ADA shift reported in 2026-27 PADC ADA report	2026-27 ADA shift reported in 2027-28 PADC ADA report	2027-28 ADA shift reported in 2028-29 PADC ADA report	2028-29 ADA shift reported in 2029-30 PADC ADA report
	Grades TK-3	-	-	-	-	-					
A-20	Grades 4-6	-	-	-	-	-					
	Grades 7-8	-	-	-	-	-					
	Grades 9-12	-	-	-	-	-					
		-	-	-	-	-	-	-	-	-	-
	Grades TK-3	-	-	-	-	-					
A-19	Grades 4-6	-	-	-	-	-					
	Grades 7-8	-	-	-	-	-					
	Grades 9-12	-	-	-	-	-					
		-	-	-	-	-	-	-	-	-	-
	Net increase/(decrease) to prior year ADA	-	-	-	-	-	-	-	-	-	-

Prior year Charter School Shift Decrease of ADA for students who attended district schools in the prior year and attended district sponsored charter schools in the current year

Prior year Charter School Shift Increase of ADA for students who attended district sponsored charter schools in the prior year and attended district schools in the current year

ACCOUNT CLASSIFICATIONS SELECTED

	FD	RESC	Y	OBJT	GOAL	FUNC	SCH	LOCAL
1.	-	-	-	-	-	-	-	-
2.	-	-	-	-	-	-	-	-
3.	-	-	-	-	-	-	-	-
4.	-	-	-	-	-	-	-	-
5.	-	-	-	-	-	-	-	-
6.	-	-	-	-	-	-	-	-
7.	-	-	-	-	-	-	-	-
8.	-	-	-	-	-	-	-	-
9.	-	-	-	-	-	-	-	-
10.	-	-	-	-	-	-	-	-

FIELD RANGES SELECTED

FI	RANGE

Sort/Rollup Digit: FUND\0 RESOURCE\0
Page break on field: RESOURCE
By details: OBJECT , ALL FIELDS (Format 3 OBJECT All flds)
Abbreviation: FUNCTION
Show pennies: Yes Suppress lines with zeros in all columns: Yes
Restricted field: 02-RESOURCE
Lines per page: 63 Blank lines between each detail: 0
80 Column mode: No Replace Fiscal year with:
Year for Acct format: 2012 Sort detail lines by: Alpha
Include accounts?(Open/Closed/Both): Opened Collapse Objects by file: No

	* Column 1 *	* Column 2 *	* Column 3 *	* Column 4 *	* Column 5 *
Column Title1:	2ND INTER	YTD	YTD	TOTAL	REMAINING
Column Title2:	BUDGET	ACTUAL	ENCUMBER	** Blank **	BUDGET
Fiscal Year:	2026	2026	2026	2026	2026
Data Source:	Budget Dev M:08	G Ledger	G Ledger	Calculated	Calculated
Amount Types:	Budget	Actual-3	Actual-5	Actuals	Budget
Print Detail:	Yes	No	No	No	No
If Zero Print:	Blanks	Blanks	Blanks	Blanks	Blanks
Calc column:	None	None	None	2+3	1-4
Rest/Unr/Both:	Both	Both	Both	Both	Both
Budget Tfrs:	None	None	None	None	None
Bud Tfrs Date:	99/99/9999	99/99/9999	99/99/9999	99/99/9999	99/99/9999
GL Trans:	None	None	None	None	None
GL Trans Date:	99/99/9999	99/99/9999	99/99/9999	99/99/9999	99/99/9999
Suppress Line:	No	No	No	No	No

FUND :01 GENERAL FUND RESOURCE:0000 NO REPORTING REQUIREMENT

	FUNCTION	2025-2026 2ND INTER BUDGET	2025-2026 YTD ACTUAL	2025-2026 YTD ENCUMBER	CALC: 2+3 2025-2026 TOTAL	CALC: 1-4 2025-2026 REMAINING BUDGET
8011 STATE AID - CURRENT YEAR						
01-0000-0-8011-0000-0000-000-00000	REV/BAL	6,196,609.00	4,583,718.25		4,583,718.25	1,612,890.75
1st Interim Adj		1,232,395.00-				
DETAIL LINE		10,990.00				
LCFF STATE AID		7,418,014.00				
TOTAL:		6,196,609.00	4,583,718.25		4,583,718.25	1,612,890.75
8019 STATE AID - PRIOR YEAR						
01-0000-0-8019-0000-0000-000-00000	REV/BAL	175,308.44-				175,308.44-
2 of5 audit finding re-payment		175,308.44-				
TOTAL:		175,308.44-				175,308.44-
8021 HOME OWNERS EXEMPTION						
01-0000-0-8021-0000-0000-000-00000	REV/BAL	19,063.42	9,203.56		9,203.56	9,859.86
H.O. Exemptions		19,063.42				
TOTAL:		19,063.42	9,203.56		9,203.56	9,859.86
8022 TIMBER YIELD TAX						
01-0000-0-8022-0000-0000-000-00000	REV/BAL	1,450.55				1,450.55
Timber Yield Tax		1,450.55				
TOTAL:		1,450.55				1,450.55
8041 SECURED TAX ROLL						
01-0000-0-8041-0000-0000-000-00000	REV/BAL	2,872,589.87	1,720,093.39		1,720,093.39	1,152,496.48
Secured Tax Roll		2,872,589.87				
TOTAL:		2,872,589.87	1,720,093.39		1,720,093.39	1,152,496.48
8042 UNSECURED ROLL TAXES						
01-0000-0-8042-0000-0000-000-00000	REV/BAL	99,215.01	90,503.28		90,503.28	8,711.73
Unsecured Tax Roll		99,215.01				
TOTAL:		99,215.01	90,503.28		90,503.28	8,711.73
8044 SUPPLEMENTAL TAXES						
01-0000-0-8044-0000-0000-000-00000	REV/BAL	61,716.27				61,716.27
Supplemental Taxes		61,716.27				
TOTAL:		61,716.27				61,716.27
8045 EDUC REV AUGMENTATION FUND						
01-0000-0-8045-0000-0000-000-00000	REV/BAL	118,648.67-	396,381.44		396,381.44	515,030.11-
ERAF		118,648.67-				
TOTAL:		118,648.67-	396,381.44		396,381.44	515,030.11-
8260 FOREST RESERVE FUNDS						
01-0000-0-8260-0000-0000-000-00000	REV/BAL		26,227.32		26,227.32	26,227.32-
TOTAL:			26,227.32		26,227.32	26,227.32-
8550 MANDATED COST REIMBURSEMENTS						
01-0000-0-8550-0000-0000-000-00000	REV/BAL	32,275.41	31,186.00		31,186.00	1,089.41
1st Interim Adj		266.23-				
State Mandated Cost		32,541.64				

FUND :01 GENERAL FUND RESOURCE:0000 NO REPORTING REQUIREMENT

	FUNCTION	2025-2026 2ND INTER BUDGET	2025-2026 YTD ACTUAL	2025-2026 YTD ENCUMBER	CALC: 2+3 2025-2026 TOTAL	CALC: 1-4 2025-2026 REMAINING BUDGET
TOTAL:		32,275.41	31,186.00		31,186.00	1,089.41
8590 ALL OTHER STATE REVENUES						
01-0000-0-8590-0000-0000-000-00000	REV/BAL	83,453.00	2,704.50		2,704.50	80,748.50
DETAIL LINE		2,868.00				
Home to School Trans Addtnl		80,585.00				
TOTAL:		83,453.00	2,704.50		2,704.50	80,748.50
8660 INTEREST						
01-0000-0-8660-0000-0000-000-00000	REV/BAL	65,004.58	19,460.18		19,460.18	45,544.40
DETAIL LINE		65,004.58				
TOTAL:		65,004.58	19,460.18		19,460.18	45,544.40
8699 ALL OTHER LOCAL REVENUES						
01-0000-0-8699-0000-0000-000-00000	REV/BAL	791,910.35	236,709.17		236,709.17	555,201.18
CALPERS OPEB		194,050.52				
DETAIL LINE		47,764.83				
IRS SOLAR TAX REBATE		550,095.00				
01-0000-0-8699-0000-2460-000-00000	TECHNLG		2,857.00		2,857.00	2,857.00-
TOTAL:		791,910.35	239,566.17		239,566.17	552,344.18
8980 CONTRIBUTIONS FR UNRESTR REV						
01-0000-0-8980-0000-0000-000-00000	REV/BAL	1,443,055.97-				1,443,055.97-
RS 0053		251,681.00-				
RS 0156		25,000.00-				
RS 0230		354,850.90-				
RS 0230 ADDTL TRANSP		52,600.66-				
RS 4035		49,638.14-				
RS 6500		406,040.43-				
RS 8150		297,249.08-				
RS 9143		8.73-				
RS 9710		5,987.03-				
TOTAL:		1,443,055.97-				1,443,055.97-
TOTAL: 8xxx		8,486,274.38	7,119,044.09		7,119,044.09	1,367,230.29
1100 CERTIFICATED TEACHERS SALARIES						
01-0000-0-1100-1150-1000-000-00000	INSTR	29,990.00	2,613.15		2,613.15	27,376.85
Extra Duty		29,990.00				
01-0000-0-1100-1150-1000-002-00000	INSTR	514,022.00	316,228.05	210,521.82	526,749.87	12,727.87-
Baker, Annie		70,792.00				
Copeland, Jennifer		93,858.00				
Franklin, Jessica		59,914.00				
Graves, Jaime		85,650.00				
Jenner, Jenny		83,598.00				
Lathouwers, Lynn		60,296.00				
Scott, Vicki LCAP 1.2		59,914.00				
01-0000-0-1100-1150-1000-002-10002	INSTR	240,279.00	140,987.23	100,116.25	241,103.48	824.48-
Heller, KatieLCAP 1.2		60,682.00				
Horvath, CherylLCAP 1.2		96,778.00				

FUND :01 GENERAL FUND RESOURCE:0000 NO REPORTING REQUIREMENT

	FUNCTION	2025-2026 2ND INTER BUDGET	2025-2026 YTD ACTUAL	2025-2026 YTD ENCUMBER	CALC: 2+3 2025-2026 TOTAL	CALC: 1-4 2025-2026 REMAINING BUDGET
McKay, TammyLCAP 1.2		82,819.00				
01-0000-0-1100-1150-1000-002-20002	INSTR	86,481.00	50,447.25	36,033.75	86,481.00	
Heilmann, KimLCAP 2.2		86,481.00				
01-0000-0-1100-1150-1000-003-00000	INSTR	609,164.40	365,345.21	244,360.99	609,706.20	541.80-
Colburn, Kayla		36,409.20				
Fitzpatrick, Debbie		95,680.00				
Freitas, Mary		96,830.00				
Gamache, Heather		36,409.20				
Martin, Lindsay		91,628.00				
McNames, Katie		94,778.00				
Mitrovich, Sarah		78,715.00				
West, Jennifer		78,715.00				
01-0000-0-1100-1150-1000-004-00000	INSTR	603,110.99	334,041.93	223,949.90	557,991.83	45,119.16
Anderson, Hillary		73,338.00				
Bal, Emma		59,914.00				
ELPAC		2,219.04				
Edmiston, Mike		59,914.00				
Gliatto, Scott		41,841.00				
Lead Teacher- Jackson St		2,340.75				
Mendenhall, Simon		78,715.00				
O'Reilly, Amber		90,674.00				
Perham, Jennifer		61,068.00				
Vacancy (CDS)		61,068.00				
Young, Kathryn		72,019.20				
01-0000-0-1100-1150-1000-004-10002	INSTR	641,313.00	372,797.92	267,213.85	640,011.77	1,301.23
Betts, AlainaLCAP 1.2		61,449.00				
Justice, TracyLCAP 1.2		102,986.00				
Sandahl, ElizabethLCAP 1.2		102,934.00				
Sarti, DonyaLCAP 1.2		102,986.00				
Solano, JulieLCAP 1.2		95,732.00				
Wheeler, KimLCAP 1.2		89,576.00				
Yandell, Sandy LCAP 1.2		85,650.00				
01-0000-0-1100-1150-4000-000-00000	ANCILSE	4,717.70	1,258.20		1,258.20	3,459.50
Graduation/Fundraising Suprvsr		1,260.14				
Gym Supervisor		1,337.73				
Outdoor School		1,000.00				
Yearbook Supervisor		1,119.83				
01-0000-0-1100-1150-4000-002-00000	ANCILSE	6,255.42				6,255.42
ELPAC		4,438.08				
Music Activities Supervisor		1,817.34				
01-0000-0-1100-1150-4000-004-00000	ANCILSE	17,356.06	3,774.60		3,774.60	13,581.46
GATE Prog Coordinator		1,000.00				
Music Activities Supervisor		1,817.34				
Student Activities Adv ASB		14,538.72				
TOTAL:		2,752,689.57	1,587,493.54	1,082,196.56	2,669,690.10	82,999.47
1170 CERTIFICATED TEACHER SUBSTITUT						
01-0000-0-1170-1150-1000-000-00000	INSTR	120,000.00	108,760.56		108,760.56	11,239.44
Subs District Wide		120,000.00				
TOTAL:		120,000.00	108,760.56		108,760.56	11,239.44
1300 CERTIFICATED SUPERV & ADM SAL						

FUND :01 GENERAL FUND RESOURCE:0000 NO REPORTING REQUIREMENT

	FUNCTION	2025-2026 2ND INTER BUDGET	2025-2026 YTD ACTUAL	2025-2026 YTD ENCUMBER	CALC: 2+3 2025-2026 TOTAL	CALC: 1-4 2025-2026 REMAINING BUDGET
01-0000-0-1300-0000-2700-002-00000	SCH ADM	78,937.50	56,399.97	26,192.48	82,592.45	3,654.95-
Amy, Dunlap		78,937.50				
01-0000-0-1300-0000-2700-003-00000	SCH ADM	78,937.50	54,385.04	26,192.52	80,577.56	1,640.06-
Amy, Dunlap		78,937.50				
01-0000-0-1300-0000-2700-004-00000	SCH ADM	137,536.00	96,690.72	45,725.36	142,416.08	4,880.08-
Fussel, Stacey		137,536.00				
01-0000-0-1300-0000-7150-000-00000	SUPT	105,335.00	70,306.08	34,953.04	105,259.12	75.88
Carver, Jami		105,335.00				
TOTAL:		400,746.00	277,781.81	133,063.40	410,845.21	10,099.21-
1900 OTHER CERTIFICATED SALARIES						
01-0000-0-1900-1300-4200-000-00000	SCH ATH	4,085.20	8,000.00		8,000.00	3,914.80-
7th Volleyball Coach		1,497.85				
8th Volleyball Coach		1,497.85				
Athletic Laundry		1,089.50				
TOTAL:		4,085.20	8,000.00		8,000.00	3,914.80-
TOTAL: 1xxx		3,277,520.77	1,982,035.91	1,215,259.96	3,197,295.87	80,224.90
2100 INSTRUCTIONAL AIDE SALARIES						
01-0000-0-2100-1150-1000-002-00000	INSTR	148,865.40	70,380.62	45,940.91	116,321.53	32,543.87
Conner, Kiersten		8,709.65				
Howell, Madison		8,243.32				
Jerry, Tracey		24,076.71				
Kwasnikow, Shelina		23,951.53				
Maytum, Annie		21,320.28				
McClure, Hailey		5,397.63				
O'Brien, Becky		26,837.12				
Para-Vacant		30,329.16				
01-0000-0-2100-1150-1000-002-10005	INSTR	24,667.56	16,442.95	9,537.64	25,980.59	1,313.03-
Knight, Cheryl		3,207.89				
Schuck, Haley		21,459.67				
01-0000-0-2100-1150-1000-002-20002	INSTR	33,301.61	18,009.55	12,765.60	30,775.15	2,526.46
Tanner, JamieLCAP 2.2		33,301.61				
01-0000-0-2100-1150-1000-003-00000	INSTR	155,103.16	90,273.52	57,182.45	147,455.97	7,647.19
Juelfs, Randi		24,917.05				
Leyva, Monica		27,679.31				
Osterberg, Christina		24,140.54				
Rizzardo, Marissa		27,320.27				
Saul, Brittany		24,917.05				
Shonk, Rebekah		8,709.65				
Torres, Veronica		17,419.29				
01-0000-0-2100-1150-1000-003-10005	INSTR	26,526.01	15,473.50	11,052.50	26,526.00	0.01
Kimball, KarriLCAP 1.5		26,526.01				
01-0000-0-2100-1150-1000-003-20002	INSTR	24,854.71	14,459.26	10,356.15	24,815.41	39.30
Morales, ChelsieLCAP 2.2		24,854.71				
01-0000-0-2100-1150-1000-004-00000	INSTR	77,526.92	47,352.41	40,341.20	87,693.61	10,166.69-
Clifford, Robert		17,439.70				
Luquin, Jordan		25,168.40				
Moore, Erin		7,701.67				

FUND :01 GENERAL FUND RESOURCE:0000 NO REPORTING REQUIREMENT

	FUNCTION	2025-2026 2ND INTER BUDGET	2025-2026 YTD ACTUAL	2025-2026 YTD ENCUMBER	CALC: 2+3 2025-2026 TOTAL	CALC: 1-4 2025-2026 REMAINING BUDGET
Ruiz, Cheyenne		27,217.15				
01-0000-0-2100-1150-1000-004-20002	INSTR	69,363.91	44,011.54	27,607.77	71,619.31	2,255.40-
Ahonen, Peter		36,627.99				
Crowley, Ashley LCAP 2.2		12,585.20				
Higgs, ShellyLCAP 2.2		20,150.72				
01-0000-0-2100-1150-4000-004-00000	ANCILSE		1,048.50		1,048.50	1,048.50-
TOTAL:		560,209.28	317,451.85	214,784.22	532,236.07	27,973.21
2170 INSTRUCTIONAL AIDE SUBSTITUTE						
01-0000-0-2170-1150-1000-000-00000	INSTR	60,000.00	13,016.56		13,016.56	46,983.44
Classified Subs District Wide		60,000.00				
TOTAL:		60,000.00	13,016.56		13,016.56	46,983.44
2200 CLASSIFIED SUPPORT SALARIES						
01-0000-0-2200-0000-2420-000-00000	INSTMED	49,436.70	30,672.40	20,598.65	51,271.05	1,834.35-
Mott, Lisa		49,436.70				
01-0000-0-2200-0000-7200-000-00000	GEN ADM		1,775.00		1,775.00	1,775.00-
01-0000-0-2200-0000-8200-000-00000	OPER	115,397.51	66,047.47	18,373.32	84,420.79	30,976.72
Acting Maintn Dirctr		14,400.00				
Athletic Maintenance		500.00				
Maintn Cell Stip		360.00				
McVae, Jason-Head Maint		66,391.62				
Q, Aimee Rose		33,745.89				
01-0000-0-2200-0000-8200-002-00000	OPER	90,201.10	60,608.45	29,349.20	89,957.65	243.45
Creager, Jim		42,756.41				
Filaccio, Richard		47,444.69				
01-0000-0-2200-0000-8200-003-00000	OPER	42,578.72	34,537.84	13,994.24	48,532.08	5,953.36-
Betz, Richard		42,578.72				
01-0000-0-2200-0000-8200-004-00000	OPER	103,372.22	105,796.94	44,588.80	150,385.74	47,013.52-
Higglin, John		46,045.36				
Stier, John		45,460.82				
Withem, Kyle		11,866.04				
01-0000-0-2200-1150-3140-000-00000	HLTHSER	66,882.79	39,947.74	23,443.52	63,391.26	3,491.53
Aleman, Carmen		32,591.38				
Bear, Avery		34,291.41				
TOTAL:		467,869.04	339,385.84	150,347.73	489,733.57	21,864.53-
2300 CLASSIFIED SUPERV & ADMIN SAL						
01-0000-0-2300-0000-2460-000-00000	TECHNLG	84,368.73	54,164.96	26,581.32	80,746.28	3,622.45
Chhom, Vianna		84,368.73				
01-0000-0-2300-0000-7200-000-00000	GEN ADM	230,860.69	128,475.57	70,780.24	199,255.81	31,604.88
Emily Lipke		124,014.00				
Hagerman, Beth		106,846.69				
TOTAL:		315,229.42	182,640.53	97,361.56	280,002.09	35,227.33
2400 CLERICAL/TECHNICAL/OFFICE SAL						
01-0000-0-2400-0000-2700-002-00000	SCH ADM	106,766.49	65,541.41	44,486.05	110,027.46	3,260.97-
Genevieve Bonnet		52,899.56				
Pom, Vera		53,866.93				
01-0000-0-2400-0000-2700-003-00000	SCH ADM	58,025.08	34,231.79	24,177.10	58,408.89	383.81-

FUND :01 GENERAL FUND RESOURCE:0000 NO REPORTING REQUIREMENT

	FUNCTION	2025-2026 2ND INTER BUDGET	2025-2026 YTD ACTUAL	2025-2026 YTD ENCUMBER	CALC: 2+3 2025-2026 TOTAL	CALC: 1-4 2025-2026 REMAINING BUDGET
Morales, Chelsie		5,900.86				
Thorne, Alyssa		52,124.22				
01-0000-0-2400-0000-2700-004-00000	SCH ADM	115,253.24	70,605.29	44,715.58	115,320.87	67.63-
Clarke, Kaila		52,899.56				
Morgan, Lesley		62,353.68				
01-0000-0-2400-0000-7200-000-00000	GEN ADM	77,663.17	50,754.87	24,916.00	75,670.87	1,992.30
Gibbons, Phyllis		77,663.17				
TOTAL:		357,707.98	221,133.36	138,294.73	359,428.09	1,720.11-
2470 CLERICAL & OFFICE SUBSTITUTE						
01-0000-0-2470-0000-2700-000-00000	SCH ADM	2,000.00	427.28		427.28	1,572.72
Secretary Subs		2,000.00				
01-0000-0-2470-0000-7200-000-00000	GEN ADM	2,000.00				2,000.00
Ex Assistant Sub		2,000.00				
TOTAL:		4,000.00	427.28		427.28	3,572.72
2900 OTHER CLASSIFIED SALARIES						
01-0000-0-2900-0000-7200-000-00000	GEN ADM	6,000.00	4,000.00		4,000.00	2,000.00
Sub Scheduling		6,000.00				
01-0000-0-2900-1150-1000-000-00506	INSTR		2,705.14		2,705.14	2,705.14-
01-0000-0-2900-1150-4200-004-00506	SCH ATH		99.00		99.00	99.00-
01-0000-0-2900-1300-4200-000-00000	SCH ATH	19,785.91	5,995.70		5,995.70	13,790.21
Athletic Director -		5,000.00				
Cheerleader Coach		2,472.55				
Cross Country Coach x2		2,995.70				
Head Basketball Coach		2,427.55				
Intraml Basketball Coach 6-8th		1,198.28				
Intraml Bsktball Suprvsr 4-5th		1,198.28				
Ski Club Advisor		1,497.85				
Track Coach x2		2,995.70				
01-0000-0-2900-1300-4200-000-00506	SCH ATH	2,000.00				2,000.00
Score board		2,000.00				
TOTAL:		27,785.91	12,799.84		12,799.84	14,986.07
TOTAL: 2xxx		1,792,801.63	1,086,855.26	600,788.24	1,687,643.50	105,158.13
3101 STRS CERTIFICATED						
01-0000-0-3101-0000-2700-002-00000	SCH ADM	15,077.06	3,240.12	5,002.76	8,242.88	6,834.18
*Amy, Dunlap		15,077.06				
01-0000-0-3101-0000-2700-003-00000	SCH ADM	15,077.06	10,387.52	5,002.77	15,390.29	313.23-
*Amy, Dunlap		15,077.06				
01-0000-0-3101-0000-2700-004-00000	SCH ADM	26,269.38	18,422.04	8,733.55	27,155.59	886.21-
*Fussel, Stacey		26,269.38				
01-0000-0-3101-0000-7150-000-00000	SUPT	20,118.99	11,682.99	6,676.03	18,359.02	1,759.97
*Carver, Jami		20,118.99				
01-0000-0-3101-1150-1000-000-00000	INSTR	28,648.09	3,047.17		3,047.17	25,600.92
*Extra Duty		5,728.09				
*Subs District Wid		22,920.00				
01-0000-0-3101-1150-1000-002-00000	INSTR	98,178.20	37,469.33	22,627.45	60,096.78	38,081.42
*Baker, Annie		13,521.27				

FUND :01 GENERAL FUND RESOURCE:0000 NO REPORTING REQUIREMENT

	FUNCTION	2025-2026 2ND INTER BUDGET	2025-2026 YTD ACTUAL	2025-2026 YTD ENCUMBER	CALC: 2+3 2025-2026 TOTAL	CALC: 1-4 2025-2026 REMAINING BUDGET
*Copeland, Jennife		17,926.88				
*Franklin, Jessica		11,443.57				
*Graves, Jaime		16,359.15				
*Jenner, Jenny		15,967.22				
*Lathouwers, Lynn		11,516.54				
*Scott, Vicki LCAP		11,443.57				
01-0000-0-3101-1150-1000-002-10002	INSTR	45,893.29	21,829.22	12,473.82	34,303.04	11,590.25
*Heller, KatieLCAP		11,590.26				
*Horvath, CherylLC		18,484.60				
*McKay, TammyLCAP		15,818.43				
01-0000-0-3101-1150-1000-002-20002	INSTR	16,517.87	10,511.41	6,006.49	16,517.90	0.03-
*Heilmann, KimLCAP		16,517.87				
01-0000-0-3101-1150-1000-003-00000	INSTR	116,350.42	69,259.02	39,747.26	109,006.28	7,344.14
*Colburn, Kayla		6,954.16				
*Fitzpatrick, Debb		18,274.88				
*Freitas, Mary		18,494.53				
*Gamache, Heather		6,954.16				
*Martin, Lindsay		17,500.95				
*McNames, Katie		18,102.60				
*Mitrovich, Sarah		15,034.57				
*West, Jennifer		15,034.57				
01-0000-0-3101-1150-1000-004-00000	INSTR	115,194.20	48,623.58	29,007.81	77,631.39	37,562.81
*Anderson, Hillary		14,007.56				
*Bal, Emma		11,443.57				
*ELPAC		423.84				
*Edmiston, Mike		11,443.57				
*Gliatto, Scott		7,991.63				
*Lead Teacher- Jac		447.08				
*Mendenhall, Simon		15,034.57				
*O'Reilly, Amber		17,318.73				
*Perham, Jennifer		11,663.99				
*Vacancy (CDS)		11,663.99				
*Young, Kathryn		13,755.67				
01-0000-0-3101-1150-1000-004-10002	INSTR	122,490.79	74,979.24	44,542.11	119,521.35	2,969.44
*Betts, AlainaLCAP		11,736.76				
*Justice, TracyLCA		19,670.33				
*Sandahl, Elizabet		19,660.39				
*Sarti, DonyaLCAP		19,670.33				
*Solano, JulieLCAP		18,284.81				
*Wheeler, KimLCAP		17,109.02				
*Yandell, Sandy LC		16,359.15				
01-0000-0-3101-1150-4000-000-00000	ANCILSE	901.09	103.80		103.80	797.29
*Graduation/Fundra		240.69				
*Gym Supervisor		255.51				
*Outdoor School		191.00				
*Yearbook Supervis		213.89				
01-0000-0-3101-1150-4000-002-00000	ANCILSE	1,194.79				1,194.79
*ELPAC		847.68				
*Music Activities		347.11				
01-0000-0-3101-1150-4000-004-00000	ANCILSE	3,315.01	720.96		720.96	2,594.05

FUND :01 GENERAL FUND RESOURCE:0000 NO REPORTING REQUIREMENT

	FUNCTION	2025-2026 2ND INTER BUDGET	2025-2026 YTD ACTUAL	2025-2026 YTD ENCUMBER	CALC: 2+3 2025-2026 TOTAL	CALC: 1-4 2025-2026 REMAINING BUDGET
*GATE Prog Coordin		191.00				
*Music Activities		347.11				
*Student Activitie		2,776.90				
01-0000-0-3101-1300-4200-000-00000	SCH ATH	780.27	477.50		477.50	302.77
*7th Volleyball Co		286.09				
*8th Volleyball Co		286.09				
*Athletic Laundry		208.09				
TOTAL:		626,006.51	310,753.90	179,820.05	490,573.95	135,432.56
3102 STRS CLASSIFIED						
01-0000-0-3102-1150-1000-000-00506	INSTR		92.18		92.18	92.18-
TOTAL:			92.18		92.18	92.18-
3201 PERS CERTIFICATED						
01-0000-0-3201-1150-1000-000-00000	INSTR		394.11		394.11	394.11-
01-0000-0-3201-1150-1000-002-00000	INSTR		32,531.72	18,583.69	51,115.41	51,115.41-
01-0000-0-3201-1150-1000-002-10002	INSTR		10,573.90	5,915.94	16,489.84	16,489.84-
01-0000-0-3201-1150-1000-003-00000	INSTR		6,295.26	3,549.56	9,844.82	9,844.82-
01-0000-0-3201-1150-1000-004-00000	INSTR		21,080.04	11,682.12	32,762.16	32,762.16-
01-0000-0-3201-1150-1000-004-10002	INSTR		160.03		160.03	160.03-
TOTAL:			71,035.06	39,731.31	110,766.37	110,766.37-
3202 PERS CLASSIFIED						
01-0000-0-3202-0000-2420-000-00000	INSTMED	13,253.98	8,737.68	4,819.63	13,557.31	303.33-
*Mott, Lisa		13,253.98				
01-0000-0-3202-0000-2460-000-00000	TECHNLG	22,619.26	14,252.88	7,126.45	21,379.33	1,239.93
*Chhom, Vianna		22,619.26				
01-0000-0-3202-0000-2700-000-00000	SCH ADM	536.20				536.20
*Secretary Subs		536.20				
01-0000-0-3202-0000-2700-002-00000	SCH ADM	28,624.09	18,295.81	10,408.76	28,704.57	80.48-
*Genevieve Bonnet		14,182.37				
*Pom, Vera		14,441.72				
01-0000-0-3202-0000-2700-003-00000	SCH ADM	15,556.52	10,002.52	5,656.91	15,659.43	102.91-
*Morales, Chelsie		1,582.02				
*Thorne, Alyssa		13,974.50				
01-0000-0-3202-0000-2700-004-00000	SCH ADM	30,899.39	19,663.28	11,236.15	30,899.43	0.04-
*Clarke, Kaila		14,182.37				
*Morgan, Lesley		16,717.02				
01-0000-0-3202-0000-7200-000-00000	GEN ADM	84,860.05	47,769.51	26,581.33	74,350.84	10,509.21
*Emily Lipke		33,248.15				
*Ex Assistant Sub		536.20				
*Gibbons, Phyllis		20,821.50				
*Hagerman, Beth		28,645.60				
*Sub Scheduling		1,608.60				
01-0000-0-3202-0000-8200-000-00000	OPER	30,938.08	9,851.76	4,925.89	14,777.65	16,160.43
*Acting Maintn Dir		3,860.64				
*Athletic Maintena		134.05				
*Maintn Cell Stip		96.52				
*McVae, Jason-Head		17,799.60				
*Q, Aimee Rose		9,047.27				

FUND :01 GENERAL FUND RESOURCE:0000 NO REPORTING REQUIREMENT

	FUNCTION	2025-2026 2ND INTER BUDGET	2025-2026 YTD ACTUAL	2025-2026 YTD ENCUMBER	CALC: 2+3 2025-2026 TOTAL	CALC: 1-4 2025-2026 REMAINING BUDGET
01-0000-0-3202-0000-8200-002-00000	OPER	24,182.91	16,249.14	8,859.66	25,108.80	925.89-
*Creager, Jim		11,462.99				
*Filaccio, Richard		12,719.92				
01-0000-0-3202-0000-8200-003-00000	OPER	11,415.35	8,024.32	4,759.48	12,783.80	1,368.45-
*Betz, Richard		11,415.35				
01-0000-0-3202-0000-8200-004-00000	OPER	27,714.10	26,696.47	12,698.33	39,394.80	11,680.70-
*Higglin, John		12,344.76				
*Stier, John		12,188.05				
*Withem, Kyle		3,181.29				
01-0000-0-3202-1150-1000-000-00000	INSTR	16,086.00	222.02		222.02	15,863.98
*Classified Subs D		16,086.00				
01-0000-0-3202-1150-1000-000-00506	INSTR		106.51		106.51	106.51-
01-0000-0-3202-1150-1000-002-00000	INSTR	39,910.82	20,254.75	11,288.83	31,543.58	8,367.24
*Conner, Kiersten		2,335.06				
*Howell, Madison		2,210.03				
*Jerry, Tracey		6,454.97				
*Kwasnikow, Shelin		6,421.41				
*Maytum, Annie		5,715.97				
*McClure, Hailey		1,447.10				
*O'Brien, Becky		7,195.03				
*Para-Vacant		8,131.25				
01-0000-0-3202-1150-1000-002-10005	INSTR	6,613.38	4,465.21	2,557.04	7,022.25	408.87-
*Knight, Cheryl		860.04				
*Schuck, Haley		5,753.34				
01-0000-0-3202-1150-1000-002-20002	INSTR	8,928.16	5,263.96	2,986.87	8,250.83	677.33
*Tanner, JamieLCAP		8,928.16				
01-0000-0-3202-1150-1000-003-00000	INSTR	41,583.15	25,772.91	14,833.49	40,606.40	976.75
*Juelfs, Randi		6,680.26				
*Leyva, Monica		7,420.82				
*Osterberg, Christ		6,472.08				
*Rizzardo, Marissa		7,324.56				
*Saul, Brittany		6,680.26				
*Shonk, Rebekah		2,335.06				
*Torres, Veronica		4,670.11				
01-0000-0-3202-1150-1000-003-10005	INSTR	7,111.62	4,525.57	2,586.04	7,111.61	0.01
*Kimball, KarriLCA		7,111.62				
01-0000-0-3202-1150-1000-003-20002	INSTR	6,663.55	4,229.91	2,423.11	6,653.02	10.53
*Morales, ChelsieL		6,663.55				
01-0000-0-3202-1150-1000-004-00000	INSTR	20,784.97	12,561.80	11,330.44	23,892.24	3,107.27-
*Clifford, Robert		4,675.58				
*Luquin, Jordan		6,747.65				
*Moore, Erin		2,064.82				
*Ruiz, Cheyenne		7,296.92				
01-0000-0-3202-1150-1000-004-20002	INSTR	18,596.46	12,215.84	6,880.88	19,096.72	500.26-
*Ahonen, Peter		9,819.96				
*Crowley, Ashley L		3,374.09				
*Higgs, ShellyLCAP		5,402.41				
01-0000-0-3202-1150-3140-000-00000	HLTHSER	17,931.28	10,663.04	6,285.20	16,948.24	983.04
*Aleman, Carmen		8,737.75				
*Bear, Avery		9,193.53				

FUND :01 GENERAL FUND RESOURCE:0000 NO REPORTING REQUIREMENT

	FUNCTION	2025-2026 2ND INTER BUDGET	2025-2026 YTD ACTUAL	2025-2026 YTD ENCUMBER	CALC: 2+3 2025-2026 TOTAL	CALC: 1-4 2025-2026 REMAINING BUDGET
01-0000-0-3202-1300-4200-000-00000	SCH ATH	5,304.61				5,304.61
*Athletic Director		1,340.50				
*Cheerleader Coach		662.89				
*Cross Country Coa		803.15				
*Head Basketball C		650.83				
*Intraml Basketbal		321.26				
*Intraml Bsktball		321.26				
*Ski Club Advisor		401.57				
*Track Coach x2		803.15				
01-0000-0-3202-1300-4200-000-00506	SCH ATH	536.20				536.20
*Score board		536.20				
TOTAL:		480,650.13	279,824.89	158,244.49	438,069.38	42,580.75
3301 SOCIAL SECURITY CERTIFICATED						
01-0000-0-3301-1150-1000-000-00000	INSTR		4,076.71		4,076.71	4,076.71-
01-0000-0-3301-1150-1000-002-00000	INSTR		7,014.94	4,924.35	11,939.29	11,939.29-
01-0000-0-3301-1150-1000-002-10002	INSTR		2,245.75	1,567.62	3,813.37	3,813.37-
01-0000-0-3301-1150-1000-003-00000	INSTR		1,336.09	940.57	2,276.66	2,276.66-
01-0000-0-3301-1150-1000-004-00000	INSTR		4,903.82	3,095.56	7,999.38	7,999.38-
01-0000-0-3301-1150-1000-004-10002	INSTR		37.01		37.01	37.01-
01-0000-0-3301-1300-4200-000-00000	SCH ATH		155.00		155.00	155.00-
TOTAL:			19,769.32	10,528.10	30,297.42	30,297.42-
3302 SOCIAL SECURITY CLASSIFIED						
01-0000-0-3302-0000-2420-000-00000	INSTMED	3,065.08	1,884.81	1,277.12	3,161.93	96.85-
*Mott, Lisa		3,065.08				
01-0000-0-3302-0000-2460-000-00000	TECHNLG	5,230.86	2,975.41	1,648.04	4,623.45	607.41
*Chhom, Vianna		5,230.86				
01-0000-0-3302-0000-2700-000-00000	SCH ADM	124.00	26.49		26.49	97.51
*Secretary Subs		124.00				
01-0000-0-3302-0000-2700-002-00000	SCH ADM	6,619.52	4,063.52	2,758.13	6,821.65	202.13-
*Genevieve Bonnet		3,279.77				
*Pom, Vera		3,339.75				
01-0000-0-3302-0000-2700-003-00000	SCH ADM	3,597.55	2,122.40	1,498.98	3,621.38	23.83-
*Morales, Chelsie		365.85				
*Thorne, Alyssa		3,231.70				
01-0000-0-3302-0000-2700-004-00000	SCH ADM	7,145.70	4,025.33	2,772.36	6,797.69	348.01
*Clarke, Kaila		3,279.77				
*Morgan, Lesley		3,865.93				
01-0000-0-3302-0000-7200-000-00000	GEN ADM	19,624.48	11,470.35	6,218.44	17,688.79	1,935.69
*Emily Lipke		7,688.87				
*Ex Assistant Sub		124.00				
*Gibbons, Phyllis		4,815.12				
*Hagerman, Beth		6,624.49				
*Sub Scheduling		372.00				
01-0000-0-3302-0000-8200-000-00000	OPER	7,154.65	4,094.96	1,139.15	5,234.11	1,920.54
*Acting Maintn Dir		892.80				
*Athletic Maintena		31.00				
*Maintn Cell Stip		22.32				
*McVae, Jason-Head		4,116.28				

FUND :01 GENERAL FUND RESOURCE:0000 NO REPORTING REQUIREMENT

	FUNCTION	2025-2026 2ND INTER BUDGET	2025-2026 YTD ACTUAL	2025-2026 YTD ENCUMBER	CALC: 2+3 2025-2026 TOTAL	CALC: 1-4 2025-2026 REMAINING BUDGET
*Q, Aimee Rose		2,092.25				
01-0000-0-3302-0000-8200-002-00000	OPER	5,592.47	3,757.73	2,079.55	5,837.28	244.81-
*Creager, Jim		2,650.90				
*Filaccio, Richard		2,941.57				
01-0000-0-3302-0000-8200-003-00000	OPER	2,639.88	2,141.35	1,096.42	3,237.77	597.89-
*Betz, Richard		2,639.88				
01-0000-0-3302-0000-8200-004-00000	OPER	6,409.07	6,559.46	2,976.42	9,535.88	3,126.81-
*Higglin, John		2,854.81				
*Stier, John		2,818.57				
*Withem, Kyle		735.69				
01-0000-0-3302-1150-1000-000-00000	INSTR	3,720.00	786.61		786.61	2,933.39
*Classified Subs D		3,720.00				
01-0000-0-3302-1150-1000-000-00506	INSTR		137.82		137.82	137.82-
01-0000-0-3302-1150-1000-002-00000	INSTR	9,229.66	4,363.58	2,972.49	7,336.07	1,893.59
*Conner, Kiersten		540.00				
*Howell, Madison		511.09				
*Jerry, Tracey		1,492.76				
*Kwasnikow, Shelin		1,484.99				
*Maytum, Annie		1,321.86				
*McClure, Hailey		334.65				
*O'Brien, Becky		1,663.90				
*Para-Vacant		1,880.41				
01-0000-0-3302-1150-1000-002-10005	INSTR	1,529.39	1,019.44	591.33	1,610.77	81.38-
*Knight, Cheryl		198.89				
*Schuck, Haley		1,330.50				
01-0000-0-3302-1150-1000-002-20002	INSTR	2,064.70	1,099.63	791.47	1,891.10	173.60
*Tanner, JamieLCAP		2,064.70				
01-0000-0-3302-1150-1000-003-00000	INSTR	9,616.41	5,596.97	4,051.06	9,648.03	31.62-
*Juelfs, Randi		1,544.86				
*Leyva, Monica		1,716.12				
*Osterberg, Christ		1,496.71				
*Rizzardo, Marissa		1,693.86				
*Saul, Brittany		1,544.86				
*Shonk, Rebekah		540.00				
*Torres, Veronica		1,080.00				
01-0000-0-3302-1150-1000-003-10005	INSTR	1,644.61	959.35	685.25	1,644.60	0.01
*Kimball, KarriLCA		1,644.61				
01-0000-0-3302-1150-1000-003-20002	INSTR	1,540.99	896.50	642.08	1,538.58	2.41
*Morales, ChelsieL		1,540.99				
01-0000-0-3302-1150-1000-004-00000	INSTR	4,806.66	2,932.03	2,907.51	5,839.54	1,032.88-
*Clifford, Robert		1,081.26				
*Luquin, Jordan		1,560.44				
*Moore, Erin		477.50				
*Ruiz, Cheyenne		1,687.46				
01-0000-0-3302-1150-1000-004-20002	INSTR	4,300.56	2,728.65	1,711.68	4,440.33	139.77-
*Ahonen, Peter		2,270.94				
*Crowley, Ashley L		780.28				
*Higgs, ShellyLCAP		1,249.34				
01-0000-0-3302-1150-3140-000-00000	HLTHSER	4,146.74	2,476.79	1,453.50	3,930.29	216.45
*Aleman, Carmen		2,020.67				

FUND :01 GENERAL FUND RESOURCE:0000 NO REPORTING REQUIREMENT

	FUNCTION	2025-2026 2ND INTER BUDGET	2025-2026 YTD ACTUAL	2025-2026 YTD ENCUMBER	CALC: 2+3 2025-2026 TOTAL	CALC: 1-4 2025-2026 REMAINING BUDGET
*Bear, Avery		2,126.07				
01-0000-0-3302-1150-4000-004-00000	ANCILSE		65.02		65.02	65.02-
01-0000-0-3302-1150-4200-004-00506	SCH ATH		6.14		6.14	6.14-
01-0000-0-3302-1300-4200-000-00000	SCH ATH	1,226.72	371.74		371.74	854.98
*Athletic Director		310.00				
*Cheerleader Coach		153.30				
*Cross Country Coa		185.73				
*Head Basketball C		150.51				
*Intraml Basketbal		74.29				
*Intraml Bsktball		74.29				
*Ski Club Advisor		92.87				
*Track Coach x2		185.73				
01-0000-0-3302-1300-4200-000-00506	SCH ATH	124.00				124.00
*Score board		124.00				
TOTAL:		111,153.70	66,562.08	39,270.98	105,833.06	5,320.64
3311 MEDICARE - CERTIFICATED						
01-0000-0-3311-0000-2700-002-00000	SCH ADM	1,144.59	758.65	379.79	1,138.44	6.15
*Amy, Dunlap		1,144.59				
01-0000-0-3311-0000-2700-003-00000	SCH ADM	1,144.59	729.71	379.79	1,109.50	35.09
*Amy, Dunlap		1,144.59				
01-0000-0-3311-0000-2700-004-00000	SCH ADM	1,994.27	1,402.02	663.02	2,065.04	70.77-
*Fussel, Stacey		1,994.27				
01-0000-0-3311-0000-7150-000-00000	SUPT	1,527.36	1,019.44	506.82	1,526.26	1.10
*Carver, Jami		1,527.36				
01-0000-0-3311-1150-1000-000-00000	INSTR	2,174.86	1,614.73		1,614.73	560.13
*Extra Duty		434.86				
*Subs District Wid		1,740.00				
01-0000-0-3311-1150-1000-002-00000	INSTR	7,453.31	4,536.55	3,052.57	7,589.12	135.81-
*Baker, Annie		1,026.48				
*Copeland, Jennife		1,360.94				
*Franklin, Jessica		868.75				
*Graves, Jaime		1,241.93				
*Jenner, Jenny		1,212.17				
*Lathouwers, Lynn		874.29				
*Scott, Vicki LCAP		868.75				
01-0000-0-3311-1150-1000-002-10002	INSTR	3,484.05	1,887.13	1,451.68	3,338.81	145.24
*Heller, KatieLCAP		879.89				
*Horvath, CherylLC		1,403.28				
*McKay, TammyLCAP		1,200.88				
01-0000-0-3311-1150-1000-002-20002	INSTR	1,253.97	613.13	522.49	1,135.62	118.35
*Heilmann, KimLCAP		1,253.97				
01-0000-0-3311-1150-1000-003-00000	INSTR	8,832.89	4,997.91	3,638.86	8,636.77	196.12
*Colburn, Kayla		527.93				
*Fitzpatrick, Debb		1,387.36				
*Freitas, Mary		1,404.04				
*Gamache, Heather		527.93				
*Martin, Lindsay		1,328.61				
*McNames, Katie		1,374.28				
*Mitrovich, Sarah		1,141.37				

FUND :01 GENERAL FUND RESOURCE:0000 NO REPORTING REQUIREMENT

	FUNCTION	2025-2026 2ND INTER BUDGET	2025-2026 YTD ACTUAL	2025-2026 YTD ENCUMBER	CALC: 2+3 2025-2026 TOTAL	CALC: 1-4 2025-2026 REMAINING BUDGET
*West, Jennifer		1,141.37				
01-0000-0-3311-1150-1000-004-00000	INSTR	8,745.11	4,802.64	3,247.26	8,049.90	695.21
*Anderson, Hillary		1,063.40				
*Bal, Emma		868.75				
*ELPAC		32.18				
*Edmiston, Mike		868.75				
*Gliatto, Scott		606.69				
*Lead Teacher- Jac		33.94				
*Mendenhall, Simon		1,141.37				
*O'Reilly, Amber		1,314.77				
*Perham, Jennifer		885.49				
*Vacancy (CDS)		885.49				
*Young, Kathryn		1,044.28				
01-0000-0-3311-1150-1000-004-10002	INSTR	9,299.04	5,164.40	3,874.60	9,039.00	260.04
*Betts, AlainaLCAP		891.01				
*Justice, TracyLCA		1,493.30				
*Sandahl, Elizabet		1,492.54				
*Sarti, DonyaLCAP		1,493.30				
*Solano, JulieLCAP		1,388.11				
*Wheeler, KimLCAP		1,298.85				
*Yandell, Sandy LC		1,241.93				
01-0000-0-3311-1150-4000-000-00000	ANCILSE	68.41	18.24		18.24	50.17
*Graduation/Fundra		18.27				
*Gym Supervisor		19.40				
*Outdoor School		14.50				
*Yearbook Supervis		16.24				
01-0000-0-3311-1150-4000-002-00000	ANCILSE	90.71				90.71
*ELPAC		64.36				
*Music Activities		26.35				
01-0000-0-3311-1150-4000-004-00000	ANCILSE	251.66	52.94		52.94	198.72
*GATE Prog Coordin		14.50				
*Music Activities		26.35				
*Student Activitie		210.81				
01-0000-0-3311-1300-4200-000-00000	SCH ATH	59.24	116.00		116.00	56.76-
*7th Volleyball Co		21.72				
*8th Volleyball Co		21.72				
*Athletic Laundry		15.80				
TOTAL:		47,524.06	27,713.49	17,716.88	45,430.37	2,093.69
3312 MEDICARE - CLASSIFIED						
01-0000-0-3312-0000-2420-000-00000	INSTMED	716.83	440.79	298.68	739.47	22.64-
*Mott, Lisa		716.83				
01-0000-0-3312-0000-2460-000-00000	TECHNLG	1,223.35	695.85	385.43	1,081.28	142.07
*Chhom, Vianna		1,223.35				
01-0000-0-3312-0000-2700-000-00000	SCH ADM	29.00	6.19		6.19	22.81
*Secretary Subs		29.00				
01-0000-0-3312-0000-2700-002-00000	SCH ADM	1,548.11	950.34	645.05	1,595.39	47.28-
*Genevieve Bonnet		767.04				
*Pom, Vera		781.07				
01-0000-0-3312-0000-2700-003-00000	SCH ADM	841.36	496.33	350.57	846.90	5.54-

FUND :01 GENERAL FUND RESOURCE:0000 NO REPORTING REQUIREMENT

	FUNCTION	2025-2026 2ND INTER BUDGET	2025-2026 YTD ACTUAL	2025-2026 YTD ENCUMBER	CALC: 2+3 2025-2026 TOTAL	CALC: 1-4 2025-2026 REMAINING BUDGET
*Morales, Chelsie		85.56				
*Thorne, Alyssa		755.80				
01-0000-0-3312-0000-2700-004-00000	SCH ADM	1,671.17	941.43	648.37	1,589.80	81.37
*Clarke, Kaila		767.04				
*Morgan, Lesley		904.13				
01-0000-0-3312-0000-7200-000-00000	GEN ADM	4,589.60	2,682.45	1,454.31	4,136.76	452.84
*Emily Lipke		1,798.20				
*Ex Assistant Sub		29.00				
*Gibbons, Phyllis		1,126.12				
*Hagerman, Beth		1,549.28				
*Sub Scheduling		87.00				
01-0000-0-3312-0000-8200-000-00000	OPER	1,673.27	957.62	266.41	1,224.03	449.24
*Acting Maintn Dir		208.80				
*Athletic Maintena		7.25				
*Maintn Cell Stip		5.22				
*McVae, Jason-Head		962.68				
*Q, Aimee Rose		489.32				
01-0000-0-3312-0000-8200-002-00000	OPER	1,307.92	878.83	486.35	1,365.18	57.26-
*Creager, Jim		619.97				
*Filaccio, Richard		687.95				
01-0000-0-3312-0000-8200-003-00000	OPER	617.39	500.78	256.42	757.20	139.81-
*Betz, Richard		617.39				
01-0000-0-3312-0000-8200-004-00000	OPER	1,498.90	1,534.09	696.10	2,230.19	731.29-
*Higglin, John		667.66				
*Stier, John		659.18				
*Withem, Kyle		172.06				
01-0000-0-3312-1150-1000-000-00000	INSTR	870.00	188.77		188.77	681.23
*Classified Subs D		870.00				
01-0000-0-3312-1150-1000-000-00506	INSTR		39.22		39.22	39.22-
01-0000-0-3312-1150-1000-002-00000	INSTR	2,158.55	1,020.49	695.18	1,715.67	442.88
*Conner, Kiersten		126.29				
*Howell, Madison		119.53				
*Jerry, Tracey		349.11				
*Kwasnikow, Shelin		347.30				
*Maytum, Annie		309.14				
*McClure, Hailey		78.27				
*O'Brien, Becky		389.14				
*Para-Vacant		439.77				
01-0000-0-3312-1150-1000-002-10005	INSTR	357.68	238.40	138.30	376.70	19.02-
*Knight, Cheryl		46.51				
*Schuck, Haley		311.17				
01-0000-0-3312-1150-1000-002-20002	INSTR	482.87	257.15	185.10	442.25	40.62
*Tanner, JamieLCAP		482.87				
01-0000-0-3312-1150-1000-003-00000	INSTR	2,249.00	1,309.04	947.42	2,256.46	7.46-
*Juelfs, Randi		361.30				
*Leyva, Monica		401.35				
*Osterberg, Christ		350.04				
*Rizzardo, Marissa		396.14				
*Saul, Brittany		361.30				
*Shonk, Rebekah		126.29				

FUND :01 GENERAL FUND RESOURCE:0000 NO REPORTING REQUIREMENT

	FUNCTION	2025-2026 2ND INTER BUDGET	2025-2026 YTD ACTUAL	2025-2026 YTD ENCUMBER	CALC: 2+3 2025-2026 TOTAL	CALC: 1-4 2025-2026 REMAINING BUDGET
*Torres, Veronica		252.58				
01-0000-0-3312-1150-1000-003-10005	INSTR	384.63	224.35	160.26	384.61	0.02
*Kimball, KarriLCA		384.63				
01-0000-0-3312-1150-1000-003-20002	INSTR	360.39	209.64	150.16	359.80	0.59
*Morales, ChelsieL		360.39				
01-0000-0-3312-1150-1000-004-00000	INSTR	1,124.14	685.75	679.98	1,365.73	241.59-
*Clifford, Robert		252.88				
*Luquin, Jordan		364.94				
*Moore, Erin		111.67				
*Ruiz, Cheyenne		394.65				
01-0000-0-3312-1150-1000-004-20002	INSTR	1,005.79	638.17	400.31	1,038.48	32.69-
*Ahonen, Peter		531.11				
*Crowley, Ashley L		182.49				
*Higgs, ShellyLCAP		292.19				
01-0000-0-3312-1150-3140-000-00000	HLTHSER	969.81	579.28	339.93	919.21	50.60
*Aleman, Carmen		472.58				
*Bear, Avery		497.23				
01-0000-0-3312-1150-4000-004-00000	ANCILSE		15.18		15.18	15.18-
01-0000-0-3312-1150-4200-004-00506	SCH ATH		1.44		1.44	1.44-
01-0000-0-3312-1300-4200-000-00000	SCH ATH	286.91	86.94		86.94	199.97
*Athletic Director		72.50				
*Cheerleader Coach		35.85				
*Cross Country Coa		43.44				
*Head Basketball C		35.20				
*Intraml Basketbal		17.38				
*Intraml Bsktball		17.38				
*Ski Club Advisor		21.72				
*Track Coach x2		43.44				
01-0000-0-3312-1300-4200-000-00506	SCH ATH	29.00				29.00
*Score board		29.00				
TOTAL:		25,995.67	15,578.52	9,184.33	24,762.85	1,232.82
3401 HEALTH & WELFARE CERTIFICATED						
01-0000-0-3401-0000-2700-002-00000	SCH ADM	6,600.00	6,116.09	3,798.89	9,914.98	3,314.98-
Amy, Dunlap ,H&W		6,600.00				
01-0000-0-3401-0000-2700-003-00000	SCH ADM	6,600.00	6,116.06	3,798.91	9,914.97	3,314.97-
Amy, Dunlap ,H&W		6,600.00				
01-0000-0-3401-0000-2700-004-00000	SCH ADM	11,618.64	7,667.02	3,155.20	10,822.22	796.42
Fussel, Stacey,H&W		11,618.64				
01-0000-0-3401-0000-7150-000-00000	SUPT	11,618.64	4,420.88	1,819.32	6,240.20	5,378.44
Carver, Jami ,H&W		11,618.64				
01-0000-0-3401-1150-1000-002-00000	INSTR	103,470.24	51,807.01	24,970.32	76,777.33	26,692.91
Baker, Annie,H&W		13,200.00				
Copeland, Jennifer,H&W		18,801.72				
Franklin, Jessica,H&W		13,133.40				
Graves, Jaime,H&W		13,133.40				
Jenner, Jenny,H&W		18,801.72				
Lathouwers, Lynn,H&W		13,200.00				
Scott, Vicki ,H&W		13,200.00				
01-0000-0-3401-1150-1000-002-10002	INSTR	39,533.40	23,138.85	13,222.20	36,361.05	3,172.35

FUND :01 GENERAL FUND RESOURCE:0000 NO REPORTING REQUIREMENT

	FUNCTION	2025-2026 2ND INTER BUDGET	2025-2026 YTD ACTUAL	2025-2026 YTD ENCUMBER	CALC: 2+3 2025-2026 TOTAL	CALC: 1-4 2025-2026 REMAINING BUDGET
Heller, Katie,H&W		13,200.00				
Horvath, Cheryl,H&W		13,200.00				
McKay, Tammy,H&W		13,133.40				
01-0000-0-3401-1150-1000-002-20002	INSTR	13,133.40	8,637.66	4,422.20	13,059.86	73.54
Heilmann, Kim,H&W		13,133.40				
01-0000-0-3401-1150-1000-003-00000	INSTR	95,524.56	74,737.08	37,268.52	112,005.60	16,481.04-
Colburn, Kayla ,H&W		7,920.00				
Fitzpatrick, Debbie,H&W		18,801.72				
Freitas, Mary,H&W		18,801.72				
Gamache, Heather ,H&W		7,920.00				
McNames, Katie,H&W		15,747.72				
Mitrovich, Sarah,H&W		13,133.40				
West, Jennifer,H&W		13,200.00				
01-0000-0-3401-1150-1000-004-00000	INSTR	112,041.18	57,687.47	31,304.00	88,991.47	23,049.71
Anderson, Hillary,H&W		13,133.40				
Bal, Emma,H&W		13,200.00				
Edmiston, Mike,H&W		13,200.00				
Gliatto, Scott,H&W		9,400.86				
Mendenhall, Simon,H&W		13,133.40				
O'Reilly, Amber,H&W		13,133.40				
Perham, Jennifer ,H&W		13,133.40				
Vacancy (CDS),H&W		13,200.00				
Young, Kathryn ,H&W		10,506.72				
01-0000-0-3401-1150-1000-004-10002	INSTR	114,740.28	83,339.63	41,673.80	125,013.43	10,273.15-
Betts, Alaina,H&W		13,200.00				
Justice, Tracy,H&W		18,801.72				
Sandahl, Elizabeth,H&W		18,801.72				
Sarti, Donya,H&W		18,801.72				
Solano, Julie,H&W		18,801.72				
Wheeler, Kim,H&W		13,133.40				
Yandell, Sandy ,H&W		13,200.00				
TOTAL:		514,880.34	323,667.75	165,433.36	489,101.11	25,779.23
3402 HEALTH & WELFARE CLASSIFIED						
01-0000-0-3402-0000-2420-000-00000	INSTMED	13,133.40	8,838.85	4,422.20	13,261.05	127.65-
Mott, Lisa ,H&W		13,133.40				
01-0000-0-3402-0000-2460-000-00000	TECHNLG	13,133.40	8,222.00	3,177.40	11,399.40	1,734.00
Chhom, Vianna,H&W		13,133.40				
01-0000-0-3402-0000-2700-002-00000	SCH ADM	13,200.00	8,426.57	1,166.92	9,593.49	3,606.51
Genevieve Bonnet ,H&W		13,200.00				
01-0000-0-3402-0000-2700-003-00000	SCH ADM	13,200.00	9,220.39	4,484.62	13,705.01	505.01-
Thorne, Alyssa,H&W		13,200.00				
01-0000-0-3402-0000-2700-004-00000	SCH ADM	30,547.56	19,760.25	8,514.96	28,275.21	2,272.35
Clarke, Kaila,H&W		11,745.84				
Morgan, Lesley,H&W		18,801.72				
01-0000-0-3402-0000-7200-000-00000	GEN ADM	36,437.28	23,125.12	9,510.00	32,635.12	3,802.16
Emily Lipke,H&W		11,618.64				
Gibbons, Phyllis ,H&W		11,618.64				
Hagerman, Beth ,H&W		13,200.00				
01-0000-0-3402-0000-8200-000-00000	OPER	26,400.00	8,844.40	4,422.20	13,266.60	13,133.40

FUND :01 GENERAL FUND RESOURCE:0000 NO REPORTING REQUIREMENT

	FUNCTION	2025-2026 2ND INTER BUDGET	2025-2026 YTD ACTUAL	2025-2026 YTD ENCUMBER	CALC: 2+3 2025-2026 TOTAL	CALC: 1-4 2025-2026 REMAINING BUDGET
McVae, Jason-H&W		13,200.00				
Q, Aimee Rose,H&W		13,200.00				
01-0000-0-3402-0000-8200-002-00000	OPER	22,275.00	15,588.09	7,550.41	23,138.50	863.50-
Creager, Jim,H&W		10,725.00				
Filaccio, Richard,H&W		11,550.00				
01-0000-0-3402-0000-8200-003-00000	OPER	9,487.50	4,088.67	3,256.19	7,344.86	2,142.64
Betz, Richard ,H&W		9,487.50				
01-0000-0-3402-0000-8200-004-00000	OPER	26,812.50	14,217.88	8,874.43	23,092.31	3,720.19
Higglin, John,H&W		11,550.00				
Stier, John,H&W		12,375.00				
Withem, Kyle,H&W		2,887.50				
01-0000-0-3402-1150-1000-002-00000	INSTR	31,234.50	16,704.73	8,267.79	24,972.52	6,261.98
Jerry, Tracey,H&W		9,487.50				
O'Brien, Becky,H&W		9,075.00				
Para-Vacant ,H&W		12,672.00				
01-0000-0-3402-1150-1000-002-10005	INSTR	1,100.00	1,650.00	3,300.00	4,950.00	3,850.00-
Knight, Cheryl,H&W		1,100.00				
01-0000-0-3402-1150-1000-003-00000	INSTR	8,082.09	6,409.60	4,105.66	10,515.26	2,433.17-
Torres, Veronica,H&W		8,082.09				
01-0000-0-3402-1150-1000-003-10005	INSTR	9,487.50	18.24		18.24	9,469.26
Kimball, Karri,H&W		9,487.50				
01-0000-0-3402-1150-1000-003-20002	INSTR	7,837.50	1,825.92	356.43	2,182.35	5,655.15
Morales, ChelsieLCAP 2.2H&W		7,837.50				
01-0000-0-3402-1150-1000-004-00000	INSTR	2,462.51	4,732.30	5,051.31	9,783.61	7,321.10-
Moore, Erin,H&W		2,462.51				
01-0000-0-3402-1150-1000-004-20002	INSTR	17,050.00	6,072.54	1,032.94	7,105.48	9,944.52
Ahonen, Peter,H&W		11,550.00				
Crowley, Ashley ,H&W		5,500.00				
01-0000-0-3402-1150-3140-000-00000	HLTHSER	13,200.00	7,163.90	4,411.10	11,575.00	1,625.00
Aleman, Carmen,H&W		6,600.00				
Bear, Avery,H&W		6,600.00				
TOTAL:		295,080.74	164,909.45	81,904.56	246,814.01	48,266.73
3501 UNEMPLOYMENT - CERTIFICATED						
01-0000-0-3501-0000-2700-002-00000	SCH ADM	39.47	26.14	12.19	38.33	1.14
*Amy, Dunlap		39.47				
01-0000-0-3501-0000-2700-003-00000	SCH ADM	39.47	25.17	12.19	37.36	2.11
*Amy, Dunlap		39.47				
01-0000-0-3501-0000-2700-004-00000	SCH ADM	68.77	48.34	22.86	71.20	2.43-
*Fussel, Stacey		68.77				
01-0000-0-3501-0000-7150-000-00000	SUPT	52.67	35.20	17.47	52.67	
*Carver, Jami		52.67				
01-0000-0-3501-1150-1000-000-00000	INSTR	75.00	55.87		55.87	19.13
*Extra Duty		15.00				
*Subs District Wid		60.00				
01-0000-0-3501-1150-1000-002-00000	INSTR	257.03	156.50	104.36	260.86	3.83-
*Baker, Annie		35.40				
*Copeland, Jennife		46.93				
*Franklin, Jessica		29.96				
*Graves, Jaime		42.83				

FUND :01 GENERAL FUND RESOURCE:0000 NO REPORTING REQUIREMENT

	FUNCTION	2025-2026 2ND INTER BUDGET	2025-2026 YTD ACTUAL	2025-2026 YTD ENCUMBER	CALC: 2+3 2025-2026 TOTAL	CALC: 1-4 2025-2026 REMAINING BUDGET
*Jenner, Jenny		41.80				
*Lathouwers, Lynn		30.15				
*Scott, Vicki LCAP		29.96				
01-0000-0-3501-1150-1000-002-10002	INSTR	120.14	65.07	45.81	110.88	9.26
*Heller, KatieLCAP		30.34				
*Horvath, CherylLC		48.39				
*McKay, TammyLCAP		41.41				
01-0000-0-3501-1150-1000-002-20002	INSTR	43.24	21.15	14.95	36.10	7.14
*Heilmann, KimLCAP		43.24				
01-0000-0-3501-1150-1000-003-00000	INSTR	304.58	172.37	116.28	288.65	15.93
*Colburn, Kayla		18.20				
*Fitzpatrick, Debb		47.84				
*Freitas, Mary		48.42				
*Gamache, Heather		18.20				
*Martin, Lindsay		45.81				
*McNames, Katie		47.39				
*Mitrovich, Sarah		39.36				
*West, Jennifer		39.36				
01-0000-0-3501-1150-1000-004-00000	INSTR	301.56	154.98	103.26	258.24	43.32
*Anderson, Hillary		36.67				
*Bal, Emma		29.96				
*ELPAC		1.11				
*Edmiston, Mike		29.96				
*Gliatto, Scott		20.92				
*Lead Teacher- Jac		1.17				
*Mendenhall, Simon		39.36				
*O'Reilly, Amber		45.34				
*Perham, Jennifer		30.53				
*Vacancy (CDS)		30.53				
*Young, Kathryn		36.01				
01-0000-0-3501-1150-1000-004-10002	INSTR	320.66	178.07	127.57	305.64	15.02
*Betts, AlainaLCAP		30.72				
*Justice, TracyLCA		51.49				
*Sandahl, Elizabet		51.47				
*Sarti, DonyaLCAP		51.49				
*Solano, JulieLCAP		47.87				
*Wheeler, KimLCAP		44.79				
*Yandell, Sandy LC		42.83				
01-0000-0-3501-1150-4000-000-00000	ANCILSE	2.36	0.60		0.60	1.76
*Graduation/Fundra		0.63				
*Gym Supervisor		0.67				
*Outdoor School		0.50				
*Yearbook Supervis		0.56				
01-0000-0-3501-1150-4000-002-00000	ANCILSE	3.13				3.13
*ELPAC		2.22				
*Music Activities		0.91				
01-0000-0-3501-1150-4000-004-00000	ANCILSE	8.68	1.80		1.80	6.88
*GATE Prog Coordin		0.50				
*Music Activities		0.91				
*Student Activitie		7.27				

FUND :01 GENERAL FUND RESOURCE:0000 NO REPORTING REQUIREMENT

	FUNCTION	2025-2026 2ND INTER BUDGET	2025-2026 YTD ACTUAL	2025-2026 YTD ENCUMBER	CALC: 2+3 2025-2026 TOTAL	CALC: 1-4 2025-2026 REMAINING BUDGET
01-0000-0-3501-1300-4200-000-00000	SCH ATH	2.04	4.00		4.00	1.96-
*7th Volleyball Co		0.75				
*8th Volleyball Co		0.75				
*Athletic Laundry		0.54				
TOTAL:		1,638.80	945.26	576.94	1,522.20	116.60
3502 UNEMPLOYMENT - CLASSIFIED						
01-0000-0-3502-0000-2420-000-00000	INSTMED	24.72	15.18	10.20	25.38	0.66-
*Mott, Lisa		24.72				
01-0000-0-3502-0000-2460-000-00000	TECHNLG	42.18	23.97	13.29	37.26	4.92
*Chhom, Vianna		42.18				
01-0000-0-3502-0000-2700-000-00000	SCH ADM	1.00	0.21		0.21	0.79
*Secretary Subs		1.00				
01-0000-0-3502-0000-2700-002-00000	SCH ADM	53.38	32.72	22.24	54.96	1.58-
*Genevieve Bonnet		26.45				
*Pom, Vera		26.93				
01-0000-0-3502-0000-2700-003-00000	SCH ADM	29.01	17.13	12.09	29.22	0.21-
*Morales, Chelsie		2.95				
*Thorne, Alyssa		26.06				
01-0000-0-3502-0000-2700-004-00000	SCH ADM	57.62	32.45	20.12	52.57	5.05
*Clarke, Kaila		26.45				
*Morgan, Lesley		31.17				
01-0000-0-3502-0000-7200-000-00000	GEN ADM	158.26	92.60	47.85	140.45	17.81
*Emily Lipke		62.01				
*Ex Assistant Sub		1.00				
*Gibbons, Phyllis		38.83				
*Hagerman, Beth		53.42				
*Sub Scheduling		3.00				
01-0000-0-3502-0000-8200-000-00000	OPER	57.70	33.10	9.19	42.29	15.41
*Acting Maintn Dir		7.20				
*Athletic Maintena		0.25				
*Maintn Cell Stip		0.18				
*McVae, Jason-Head		33.20				
*Q, Aimee Rose		16.87				
01-0000-0-3502-0000-8200-002-00000	OPER	45.10	30.30	14.67	44.97	0.13
*Creager, Jim		21.38				
*Filaccio, Richard		23.72				
01-0000-0-3502-0000-8200-003-00000	OPER	21.29	17.28	7.00	24.28	2.99-
*Betz, Richard		21.29				
01-0000-0-3502-0000-8200-004-00000	OPER	51.68	52.86	22.30	75.16	23.48-
*Higglin, John		23.02				
*Stier, John		22.73				
*Withem, Kyle		5.93				
01-0000-0-3502-1150-1000-000-00000	INSTR	30.00	6.48		6.48	23.52
*Classified Subs D		30.00				
01-0000-0-3502-1150-1000-000-00506	INSTR		1.35		1.35	1.35-
01-0000-0-3502-1150-1000-002-00000	INSTR	74.43	35.20	22.97	58.17	16.26
*Conner, Kiersten		4.35				
*Howell, Madison		4.12				
*Jerry, Tracey		12.04				

FUND :01 GENERAL FUND RESOURCE:0000 NO REPORTING REQUIREMENT

	FUNCTION	2025-2026 2ND INTER BUDGET	2025-2026 YTD ACTUAL	2025-2026 YTD ENCUMBER	CALC: 2+3 2025-2026 TOTAL	CALC: 1-4 2025-2026 REMAINING BUDGET
*Kwasnikow, Shelin		11.98				
*Maytum, Annie		10.66				
*McClure, Hailey		2.70				
*O'Brien, Becky		13.42				
*Para-Vacant		15.16				
01-0000-0-3502-1150-1000-002-10005	INSTR	12.33	8.21	4.77	12.98	0.65-
*Knight, Cheryl		1.60				
*Schuck, Haley		10.73				
01-0000-0-3502-1150-1000-002-20002	INSTR	16.65	8.89	6.29	15.18	1.47
*Tanner, JamieLCAP		16.65				
01-0000-0-3502-1150-1000-003-00000	INSTR	77.55	45.21	28.59	73.80	3.75
*Juelfs, Randi		12.46				
*Leyva, Monica		13.84				
*Osterberg, Christ		12.07				
*Rizzardo, Marissa		13.66				
*Saul, Brittany		12.46				
*Shonk, Rebekah		4.35				
*Torres, Veronica		8.71				
01-0000-0-3502-1150-1000-003-10005	INSTR	13.26	7.77	5.53	13.30	0.04-
*Kimball, KarriLCA		13.26				
01-0000-0-3502-1150-1000-003-20002	INSTR	12.43	7.26	5.18	12.44	0.01-
*Morales, ChelsieL		12.43				
01-0000-0-3502-1150-1000-004-00000	INSTR	38.76	23.60	20.15	43.75	4.99-
*Clifford, Robert		8.72				
*Luquin, Jordan		12.58				
*Moore, Erin		3.85				
*Ruiz, Cheyenne		13.61				
01-0000-0-3502-1150-1000-004-20002	INSTR	34.68	22.02	13.80	35.82	1.14-
*Ahonen, Peter		18.31				
*Crowley, Ashley L		6.29				
*Higgs, ShellyLCAP		10.08				
01-0000-0-3502-1150-3140-000-00000	HLTHSER	33.45	19.98	11.72	31.70	1.75
*Aleman, Carmen		16.30				
*Bear, Avery		17.15				
01-0000-0-3502-1150-4000-004-00000	ANCILSE		0.50		0.50	0.50-
01-0000-0-3502-1150-4200-004-00506	SCH ATH		0.05		0.05	0.05-
01-0000-0-3502-1300-4200-000-00000	SCH ATH	9.90	3.00		3.00	6.90
*Athletic Director		2.50				
*Cheerleader Coach		1.24				
*Cross Country Coa		1.50				
*Head Basketball C		1.21				
*Intraml Basketbal		0.60				
*Intraml Bsktball		0.60				
*Ski Club Advisor		0.75				
*Track Coach x2		1.50				
01-0000-0-3502-1300-4200-000-00506	SCH ATH	1.00				1.00
*Score board		1.00				
TOTAL:		896.38	537.32	297.95	835.27	61.11

3601 WORKERS COMP - CERTIFICATED

FUND :01 GENERAL FUND RESOURCE:0000 NO REPORTING REQUIREMENT

	FUNCTION	2025-2026 2ND INTER BUDGET	2025-2026 YTD ACTUAL	2025-2026 YTD ENCUMBER	CALC: 2+3 2025-2026 TOTAL	CALC: 1-4 2025-2026 REMAINING BUDGET
01-0000-0-3601-0000-2700-002-00000	SCH ADM	1,607.48	1,079.42	530.61	1,610.03	2.55-
*Amy, Dunlap		1,607.48				
01-0000-0-3601-0000-2700-003-00000	SCH ADM	1,607.48	1,038.23	530.61	1,568.84	38.64
*Amy, Dunlap		1,607.48				
01-0000-0-3601-0000-2700-004-00000	SCH ADM	2,800.78	1,994.76	943.31	2,938.07	137.29-
*Fussel, Stacey		2,800.78				
01-0000-0-3601-0000-7150-000-00000	SUPT	2,145.04	1,450.40	721.08	2,171.48	26.44-
*Carver, Jami		2,145.04				
01-0000-0-3601-1150-1000-000-00000	INSTR	3,054.40	2,297.09		2,297.09	757.31
*Extra Duty		610.72				
*Subs District Wid		2,443.68				
01-0000-0-3601-1150-1000-002-00000	INSTR	10,467.55	6,454.47	4,333.59	10,788.06	320.51-
*Baker, Annie		1,441.61				
*Copeland, Jennife		1,911.32				
*Franklin, Jessica		1,220.09				
*Graves, Jaime		1,744.18				
*Jenner, Jenny		1,702.39				
*Lathouwers, Lynn		1,227.87				
*Scott, Vicki LCAP		1,220.09				
01-0000-0-3601-1150-1000-002-10002	INSTR	4,893.05	2,685.00	2,030.33	4,715.33	177.72
*Heller, KatieLCAP		1,235.73				
*Horvath, CherylLC		1,970.79				
*McKay, TammyLCAP		1,686.53				
01-0000-0-3601-1150-1000-002-20002	INSTR	1,761.10	872.38	718.03	1,590.41	170.69
*Heilmann, KimLCAP		1,761.10				
01-0000-0-3601-1150-1000-003-00000	INSTR	12,405.03	7,110.80	4,989.14	12,099.94	305.09
*Colburn, Kayla		741.44				
*Fitzpatrick, Debb		1,948.43				
*Freitas, Mary		1,971.85				
*Gamache, Heather		741.44				
*Martin, Lindsay		1,865.91				
*McNames, Katie		1,930.06				
*Mitrovich, Sarah		1,602.95				
*West, Jennifer		1,602.95				
01-0000-0-3601-1150-1000-004-00000	INSTR	12,281.77	6,832.93	4,611.77	11,444.70	837.07
*Anderson, Hillary		1,493.46				
*Bal, Emma		1,220.09				
*ELPAC		45.19				
*Edmiston, Mike		1,220.09				
*Gliatto, Scott		852.05				
*Lead Teacher- Jac		47.67				
*Mendenhall, Simon		1,602.95				
*O'Reilly, Amber		1,846.49				
*Perham, Jennifer		1,243.59				
*Vacancy (CDS)		1,243.59				
*Young, Kathryn		1,466.60				
01-0000-0-3601-1150-1000-004-10002	INSTR	13,059.72	7,347.78	5,462.48	12,810.26	249.46
*Betts, AlainaLCAP		1,251.35				
*Justice, TracyLCA		2,097.21				
*Sandahl, Elizabet		2,096.15				

FUND :01 GENERAL FUND RESOURCE:0000 NO REPORTING REQUIREMENT

	FUNCTION	2025-2026 2ND INTER BUDGET	2025-2026 YTD ACTUAL	2025-2026 YTD ENCUMBER	CALC: 2+3 2025-2026 TOTAL	CALC: 1-4 2025-2026 REMAINING BUDGET
*Sarti, DonyaLCAP		2,097.21				
*Solano, JulieLCAP		1,949.49				
*Wheeler, KimLCAP		1,824.13				
*Yandell, Sandy LC		1,744.18				
01-0000-0-3601-1150-4000-000-00000	ANCILSE	96.06	25.92		25.92	70.14
*Graduation/Fundra		25.66				
*Gym Supervisor		27.24				
*Outdoor School		20.36				
*Yearbook Supervis		22.80				
01-0000-0-3601-1150-4000-002-00000	ANCILSE	127.39				127.39
*ELPAC		90.38				
*Music Activities		37.01				
01-0000-0-3601-1150-4000-004-00000	ANCILSE	353.44	75.39		75.39	278.05
*GATE Prog Coordin		20.36				
*Music Activities		37.01				
*Student Activitie		296.07				
01-0000-0-3601-1300-4200-000-00000	SCH ATH	83.19	165.05		165.05	81.86-
*7th Volleyball Co		30.50				
*8th Volleyball Co		30.50				
*Athletic Laundry		22.19				
TOTAL:		66,743.48	39,429.62	24,870.95	64,300.57	2,442.91
3602 WORKERS COMP - CLASSIFIED						
01-0000-0-3602-0000-2420-000-00000	INSTMED	1,006.73	627.17	424.15	1,051.32	44.59-
*Mott, Lisa		1,006.73				
01-0000-0-3602-0000-2460-000-00000	TECHNLG	1,718.08	990.06	548.37	1,538.43	179.65
*Chhom, Vianna		1,718.08				
01-0000-0-3602-0000-2700-000-00000	SCH ADM	40.73	8.81		8.81	31.92
*Secretary Subs		40.73				
01-0000-0-3602-0000-2700-002-00000	SCH ADM	2,174.20	1,352.12	917.75	2,269.87	95.67-
*Genevieve Bonnet		1,077.25				
*Pom, Vera		1,096.95				
01-0000-0-3602-0000-2700-003-00000	SCH ADM	1,181.63	706.17	498.77	1,204.94	23.31-
*Morales, Chelsie		120.17				
*Thorne, Alyssa		1,061.46				
01-0000-0-3602-0000-2700-004-00000	SCH ADM	2,347.02	1,339.37	899.43	2,238.80	108.22
*Clarke, Kaila		1,077.25				
*Morgan, Lesley		1,269.77				
01-0000-0-3602-0000-7200-000-00000	GEN ADM	6,445.69	3,816.70	1,974.22	5,790.92	654.77
*Emily Lipke		2,525.42				
*Ex Assistant Sub		40.73				
*Gibbons, Phyllis		1,581.53				
*Hagerman, Beth		2,175.83				
*Sub Scheduling		122.18				
01-0000-0-3602-0000-8200-000-00000	OPER	2,349.95	1,362.59	379.04	1,741.63	608.32
*Acting Maintn Dir		293.24				
*Athletic Maintena		10.18				
*Maintn Cell Stip		7.33				
*McVae, Jason-Head		1,352.00				
*Q, Aimee Rose		687.20				

FUND :01 GENERAL FUND RESOURCE:0000 NO REPORTING REQUIREMENT

	FUNCTION	2025-2026 2ND INTER BUDGET	2025-2026 YTD ACTUAL	2025-2026 YTD ENCUMBER	CALC: 2+3 2025-2026 TOTAL	CALC: 1-4 2025-2026 REMAINING BUDGET
01-0000-0-3602-0000-8200-002-00000	OPER	1,836.85	1,250.35	605.48	1,855.83	18.98-
*Creager, Jim		870.69				
*Filaccio, Richard		966.16				
01-0000-0-3602-0000-8200-003-00000	OPER	867.07	712.51	288.70	1,001.21	134.14-
*Betz, Richard		867.07				
01-0000-0-3602-0000-8200-004-00000	OPER	2,105.07	2,182.60	919.86	3,102.46	997.39-
*Higglin, John		937.67				
*Stier, John		925.76				
*Withem, Kyle		241.64				
01-0000-0-3602-1150-1000-000-00000	INSTR	1,221.84	268.54		268.54	953.30
*Classified Subs D		1,221.84				
01-0000-0-3602-1150-1000-000-00506	INSTR		55.82		55.82	55.82-
01-0000-0-3602-1150-1000-002-00000	INSTR	3,031.50	1,451.93	947.76	2,399.69	631.81
*Conner, Kiersten		177.36				
*Howell, Madison		167.87				
*Jerry, Tracey		490.30				
*Kwasnikow, Shelin		487.75				
*Maytum, Annie		434.17				
*McClure, Hailey		109.92				
*O'Brien, Becky		546.51				
*Para-Vacant		617.62				
01-0000-0-3602-1150-1000-002-10005	INSTR	502.33	339.22	196.76	535.98	33.65-
*Knight, Cheryl		65.33				
*Schuck, Haley		437.00				
01-0000-0-3602-1150-1000-002-20002	INSTR	678.15	365.93	262.55	628.48	49.67
*Tanner, JamieLCAP		678.15				
01-0000-0-3602-1150-1000-003-00000	INSTR	3,158.52	1,862.41	1,179.67	3,042.08	116.44
*Juelfs, Randi		507.41				
*Leyva, Monica		563.66				
*Osterberg, Christ		491.60				
*Rizzardo, Marissa		556.35				
*Saul, Brittany		507.41				
*Shonk, Rebekah		177.36				
*Torres, Veronica		354.73				
01-0000-0-3602-1150-1000-003-10005	INSTR	540.18	319.20	228.01	547.21	7.03-
*Kimball, KarriLCA		540.18				
01-0000-0-3602-1150-1000-003-20002	INSTR	506.14	298.30	213.65	511.95	5.81-
*Morales, ChelsieL		506.14				
01-0000-0-3602-1150-1000-004-00000	INSTR	1,578.76	975.59	832.05	1,807.64	228.88-
*Clifford, Robert		355.14				
*Luquin, Jordan		512.53				
*Moore, Erin		156.84				
*Ruiz, Cheyenne		554.25				
01-0000-0-3602-1150-1000-004-20002	INSTR	1,412.53	907.97	569.55	1,477.52	64.99-
*Ahonen, Peter		745.89				
*Crowley, Ashley L		256.29				
*Higgs, ShellyLCAP		410.35				
01-0000-0-3602-1150-3140-000-00000	HLTHSER	1,362.00	824.18	483.64	1,307.82	54.18
*Aleman, Carmen		663.69				
*Bear, Avery		698.31				

FUND :01 GENERAL FUND RESOURCE:0000 NO REPORTING REQUIREMENT

	FUNCTION	2025-2026 2ND INTER BUDGET	2025-2026 YTD ACTUAL	2025-2026 YTD ENCUMBER	CALC: 2+3 2025-2026 TOTAL	CALC: 1-4 2025-2026 REMAINING BUDGET
01-0000-0-3602-1150-4000-004-00000	ANCILSE		21.62		21.62	21.62-
01-0000-0-3602-1150-4200-004-00506	SCH ATH		2.04		2.04	2.04-
01-0000-0-3602-1300-4200-000-00000	SCH ATH	402.90	123.69		123.69	279.21
*Athletic Director		101.82				
*Cheerleader Coach		50.35				
*Cross Country Coa		61.00				
*Head Basketball C		49.43				
*Intraml Basketbal		24.40				
*Intraml Bsktball		24.40				
*Ski Club Advisor		30.50				
*Track Coach x2		61.00				
01-0000-0-3602-1300-4200-000-00506	SCH ATH	40.73				40.73
*Score board		40.73				
TOTAL:		36,508.60	22,164.89	12,369.41	34,534.30	1,974.30
3701 OPEB, ALLOCATED, CERTIFICATED						
01-0000-0-3701-0000-2700-000-00000	SCH ADM	620.00				620.00
OPEB		620.00				
01-0000-0-3701-0000-7150-000-00000	SUPT	81.00				81.00
OPEB		81.00				
01-0000-0-3701-0000-7600-000-00000	OTH G&A		18,191.82-		18,191.82-	18,191.82
01-0000-0-3701-1150-1000-000-00000	INSTR	5,135.00				5,135.00
OPEB		5,135.00				
01-0000-0-3701-5760-1120-000-00000	SE RSP	250.00				250.00
OPEB		250.00				
TOTAL:		6,086.00	18,191.82-		18,191.82-	24,277.82
3702 OPEB, ALLOCATED, CLASSIFIED						
01-0000-0-3702-0000-2420-000-00000	INSTMED	55.00				55.00
OPEB		55.00				
01-0000-0-3702-0000-2460-000-00000	TECHNLG	131.00				131.00
OPEB		131.00				
01-0000-0-3702-0000-2700-000-00000	SCH ADM	235.00				235.00
OPEB		235.00				
01-0000-0-3702-0000-3700-000-00000	FOODSER	203.00				203.00
OPEB		203.00				
01-0000-0-3702-0000-7200-000-00000	GEN ADM	333.00				333.00
OPEB		333.00				
01-0000-0-3702-0000-7600-000-00000	OTH G&A		39,177.77		39,177.77	39,177.77-
01-0000-0-3702-0000-8200-000-00000	OPER	370.00				370.00
OPEB		370.00				
01-0000-0-3702-1150-1000-000-00000	INSTR	1,289.00				1,289.00
OPEB		1,289.00				
01-0000-0-3702-5760-1120-000-00000	SE RSP	60.00				60.00
OPEB		60.00				
01-0000-0-3702-7110-1000-000-00000	INSTR	186.00				186.00
OPEB		186.00				
01-0000-0-3702-7110-2100-000-00000	INST SU	49.00				49.00
OPEB		49.00				
TOTAL:		2,911.00	39,177.77		39,177.77	36,266.77-
3751 OPEB,ACT. EMP., CERTIFICATED						

FUND :01 GENERAL FUND RESOURCE:0000 NO REPORTING REQUIREMENT

	FUNCTION	2025-2026 2ND INTER BUDGET	2025-2026 YTD ACTUAL	2025-2026 YTD ENCUMBER	CALC: 2+3 2025-2026 TOTAL	CALC: 1-4 2025-2026 REMAINING BUDGET
01-0000-0-3751-0000-2700-000-00000	SCH ADM	7,116.00				7,116.00
OPEB		7,116.00				
01-0000-0-3751-1150-1000-000-00000	INSTR	64,042.00				64,042.00
OPEB		64,042.00				
TOTAL:		71,158.00				71,158.00
3752 OPEB,ACT. EMP., CLASSIFIED						
01-0000-0-3752-0000-2700-000-00000	SCH ADM	7,116.00				7,116.00
OPEB		7,116.00				
01-0000-0-3752-0000-7200-000-00000	GEN ADM	3,556.00				3,556.00
OPEB		3,556.00				
TOTAL:		10,672.00				10,672.00
3901 OTHER BENEFITS CERTIFICATED						
01-0000-0-3901-0000-2700-002-00000	SCH ADM	1,364.30	714.82		714.82	649.48
DETAIL LINE		1,364.30				
01-0000-0-3901-0000-2700-003-00000	SCH ADM		714.82		714.82	714.82-
01-0000-0-3901-0000-2700-004-00000	SCH ADM	1,881.82	1,197.65		1,197.65	684.17
DETAIL LINE		1,881.82				
01-0000-0-3901-0000-7150-000-00000	SUPT	1,600.50	1,618.70		1,618.70	18.20-
DETAIL LINE		1,600.50				
01-0000-0-3901-0000-7200-000-00000	GEN ADM	1,180.80				1,180.80
DETAIL LINE		1,180.80				
TOTAL:		6,027.42	4,245.99		4,245.99	1,781.43
TOTAL: 3xxx		2,303,932.83	1,368,215.67	739,949.31	2,108,164.98	195,767.85
4300 SUPPLIES						
01-0000-0-4300-0000-2420-000-00000	INSTMED	300.00				300.00
DETAIL LINE		300.00				
01-0000-0-4300-0000-2460-000-00000	TECHNLG	4,600.00	4,012.70	669.99	4,682.69	82.69-
1st Interim Adj		1,600.00				
TechDistrict:Office Depot/Misc		3,000.00				
01-0000-0-4300-0000-2700-000-00000	SCH ADM	71.59	35.62	35.97	71.59	
1st Interim Adj		71.59				
01-0000-0-4300-0000-2700-002-00000	SCH ADM	6,000.00	3,063.71	277.51	3,341.22	2,658.78
EV Admin Supplies		3,000.00				
EVG BACK TO SCHOOL		200.00				
EVG CLIFF NAME PLATES		250.00				
EVG LAMINATE		500.00				
EVG PLAYGROUND TOYS		300.00				
EVG TABLE		1,000.00				
EVG TSHIRTS		750.00				
01-0000-0-4300-0000-2700-002-02460	SCH ADM	3,489.42	472.26		472.26	3,017.16
PRINCIPAL LAPTOP		3,489.42				
01-0000-0-4300-0000-2700-003-00000	SCH ADM	5,000.00	3,492.70	793.66	4,286.36	713.64
GOLD Admin Supplies		2,500.00				
GSS BACK TO SCHOOL		200.00				
GSS CLIFF NAMEPLATES		200.00				
GSS LAMINATE		500.00				

FUND :01 GENERAL FUND RESOURCE:0000 NO REPORTING REQUIREMENT

	FUNCTION	2025-2026 2ND INTER BUDGET	2025-2026 YTD ACTUAL	2025-2026 YTD ENCUMBER	CALC: 2+3 2025-2026 TOTAL	CALC: 1-4 2025-2026 REMAINING BUDGET
GSS PLAYGROUND TOYS		300.00				
GSS TABLE		1,000.00				
GSS TSHIRTS		300.00				
01-0000-0-4300-0000-2700-003-02460	SCH ADM	547.43	472.25		472.25	75.18
DETAIL LINE		547.43				
01-0000-0-4300-0000-2700-004-00000	SCH ADM	5,000.00	4,280.68	1,126.71	5,407.39	407.39-
JSS Admin Supplies		3,550.00				
JSS BACK TO SCHOOL		100.00				
JSS CLIFF NAMEPLATES		100.00				
JSS PLAYGROUND TOYS		300.00				
JSS STAFF MEETINGS		300.00				
JSS STAFF TSHIRTS		650.00				
01-0000-0-4300-0000-2700-004-02460	SCH ADM	5,378.43	944.52		944.52	4,433.91
JSS PRINCIPAL LAPTOP		5,378.43				
01-0000-0-4300-0000-7110-000-00000	BOARD	50.00				50.00
Board Supplies		50.00				
01-0000-0-4300-0000-7150-000-00000	SUPT	2,500.00	1,395.74	95.95	1,491.69	1,008.31
Superintendent		2,500.00				
01-0000-0-4300-0000-7200-000-00000	GEN ADM	6,000.00	1,991.61	231.09	2,222.70	3,777.30
D.O. supplies		6,000.00				
01-0000-0-4300-0000-7200-000-02460	GEN ADM	1,145.09	1,145.09		1,145.09	
1st Interim Adj		1,145.09				
01-0000-0-4300-0000-8110-000-00000	MAINT	30,000.00	6,175.96	4,384.04	10,560.00	19,440.00
DETAIL LINE		13,000.00				
G&G Hardware		12,000.00				
Maintenance Supplies		5,000.00				
01-0000-0-4300-0000-8110-002-00000	MAINT	6,000.00	1,074.97	200.00	1,274.97	4,725.03
EVG Maintenance Supplies		6,000.00				
01-0000-0-4300-0000-8110-003-00000	MAINT	6,000.00	614.13	195.11	809.24	5,190.76
GSS Maintenance Supplies		6,000.00				
01-0000-0-4300-0000-8110-004-00000	MAINT	8,500.00	1,783.36	959.97	2,743.33	5,756.67
JSS Maintenance Supplies		8,500.00				
01-0000-0-4300-0000-8200-000-00000	OPER	2,500.00	107.50	661.29	768.79	1,731.21
Operation Supplies		2,500.00				
01-0000-0-4300-0000-8200-002-00000	OPER	30,000.00	13,018.22	8,981.78	22,000.00	8,000.00
EVG Walter Nelson		30,000.00				
01-0000-0-4300-0000-8200-003-00000	OPER	28,000.00	14,888.46	7,111.54	22,000.00	6,000.00
GSS Walter Nelson		28,000.00				
01-0000-0-4300-0000-8200-004-00000	OPER	40,000.00	17,224.77	19,775.23	37,000.00	3,000.00
JSS Walter Nelson		40,000.00				
01-0000-0-4300-1150-1000-000-00000	INSTR	836.83				836.83
I-READY HANDBOOKS		836.83				
01-0000-0-4300-1150-1000-000-02420	INSTR	1,698.61	286.98	1,199.89	1,486.87	211.74
1st Interim Adj		1,698.61				
01-0000-0-4300-1150-1000-000-02460	INSTR	5,000.00	856.59	890.93	1,747.52	3,252.48
Technology DIST instructional		5,000.00				
01-0000-0-4300-1150-1000-002-00000	INSTR	8,000.00	2,895.71		2,895.71	5,104.29
EVG BULK PAPER		8,000.00				
01-0000-0-4300-1150-1000-002-01310	INSTR	2,000.00				2,000.00
EVG STUDENT SUPP INCENT		2,000.00				

FUND :01 GENERAL FUND RESOURCE:0000 NO REPORTING REQUIREMENT

	FUNCTION	2025-2026 2ND INTER BUDGET	2025-2026 YTD ACTUAL	2025-2026 YTD ENCUMBER	CALC: 2+3 2025-2026 TOTAL	CALC: 1-4 2025-2026 REMAINING BUDGET
01-0000-0-4300-1150-1000-002-02460	INSTR	5,000.00	1,003.46	324.08	1,327.54	3,672.46
Technology EVG		5,000.00				
01-0000-0-4300-1150-1000-003-00000	INSTR	3,200.00	3,311.07		3,311.07	111.07-
1st Interim Adj		200.00				
GLD ST		3,000.00				
01-0000-0-4300-1150-1000-003-02460	INSTR	2,000.00	485.38	324.08	809.46	1,190.54
Technology GSS		2,000.00				
01-0000-0-4300-1150-1000-004-00000	INSTR	8,000.00	2,761.22		2,761.22	5,238.78
JSS Bulk Paper		8,000.00				
01-0000-0-4300-1150-1000-004-01138	INSTR	2,500.00	410.05	90.78	500.83	1,999.17
PE		2,500.00				
01-0000-0-4300-1150-1000-004-01310	INSTR	2,000.00	790.17	532.62	1,322.79	677.21
Intervention		2,000.00				
01-0000-0-4300-1150-1000-004-02460	INSTR	861.02	536.94	324.08	861.02	
1st Interim Adj		611.02				
Technology JSS		250.00				
01-0000-0-4300-1150-2420-000-00000	INSTMED	2,200.00	1,171.87	15.20	1,187.07	1,012.93
Library		2,200.00				
01-0000-0-4300-1150-3140-000-00000	HLTHSER	1,500.00		12.16	12.16	1,487.84
DETAIL LINE		1,500.00				
01-0000-0-4300-1150-3140-002-00000	HLTHSER	805.17	840.84	49.57	890.41	85.24-
1st Interim Adj		55.17				
HEALTH AIDES		750.00				
01-0000-0-4300-1150-3140-003-00000	HLTHSER	750.00	166.97	86.51	253.48	496.52
HEALTH AIDES		750.00				
01-0000-0-4300-1150-3140-004-00000	HLTHSER	750.00	551.52	44.78	596.30	153.70
HEALTH AIDES		750.00				
01-0000-0-4300-1150-4200-004-00506	SCH ATH	2,148.97	2,148.97		2,148.97	
DETAIL LINE		2,148.97				
TOTAL:		240,332.56	94,411.99	49,394.52	143,806.51	96,526.05
4341 GAS, OIL LUBE, ETC						
01-0000-0-4341-0000-7150-000-00000	SUPT	23.09	23.09		23.09	
DETAIL LINE		23.09				
01-0000-0-4341-0000-7200-000-00000	GEN ADM	23.09	23.09		23.09	
DETAIL LINE		23.09				
01-0000-0-4341-0000-8110-000-00000	MAINT	979.38	979.38		979.38	
1st Interim Adj		855.38				
PREMIER OIL CHANGES		124.00				
01-0000-0-4341-1150-4200-004-00506	SCH ATH	500.00	96.68		96.68	403.32
DETAIL LINE		500.00				
TOTAL:		1,525.56	1,122.24		1,122.24	403.32
4400 NON-CAPITALIZED EQUIP.						
01-0000-0-4400-0000-2700-004-02460	SCH ADM	614.29	931.36		931.36	317.07-
SECURITY CAMERA COMPUTER		614.29				
01-0000-0-4400-0000-7200-000-02460	GEN ADM	3,384.42	3,384.42		3,384.42	
DO Laptops		3,384.42				
01-0000-0-4400-0000-8200-000-00000	OPER	170.00	170.00		170.00	
DETAIL LINE		170.00				

FUND :01 GENERAL FUND RESOURCE:0000 NO REPORTING REQUIREMENT

	FUNCTION	2025-2026 2ND INTER BUDGET	2025-2026 YTD ACTUAL	2025-2026 YTD ENCUMBER	CALC: 2+3 2025-2026 TOTAL	CALC: 1-4 2025-2026 REMAINING BUDGET
01-0000-0-4400-1150-1000-004-02460	INSTR	946.29	946.29		946.29	
DETAIL LINE		946.29				
TOTAL:		5,115.00	5,432.07		5,432.07	317.07-
TOTAL: 4xxx		246,973.12	100,966.30	49,394.52	150,360.82	96,612.30
5200 TRAVEL & CONFERENCE						
01-0000-0-5200-0000-2700-000-00000	SCH ADM	1,550.00	1,550.00		1,550.00	
SCOE CPR TRAINING		1,550.00				
01-0000-0-5200-0000-2700-002-00000	SCH ADM	900.00	419.50	50.00	469.50	430.50
DETAIL LINE		900.00				
01-0000-0-5200-0000-2700-003-00000	SCH ADM	419.50	419.50		419.50	
DETAIL LINE		419.50				
01-0000-0-5200-0000-2700-004-00000	SCH ADM	3,750.00	1,040.18		1,040.18	2,709.82
DETAIL LINE		3,750.00				
01-0000-0-5200-0000-7110-000-00000	BOARD	1,000.00	199.00		199.00	801.00
DETAIL LINE		1,000.00				
01-0000-0-5200-0000-7150-000-00000	SUPT	4,000.00	3,904.40		3,904.40	95.60
DETAIL LINE		4,000.00				
01-0000-0-5200-0000-7200-000-00000	GEN ADM	17,371.27	16,791.27	580.00	17,371.27	
1st Interim Adj		11,871.27				
DETAIL LINE		5,500.00				
01-0000-0-5200-1150-1000-002-00000	INSTR	500.00				500.00
DETAIL LINE		500.00				
01-0000-0-5200-1150-1000-004-00000	INSTR	500.00				500.00
DETAIL LINE		500.00				
01-0000-0-5200-1150-3140-000-00000	HLTHSER	140.00		140.00	140.00	
DETAIL LINE		140.00				
01-0000-0-5200-1150-3140-002-00000	HLTHSER	25.00		25.00	25.00	
DETAIL LINE		25.00				
01-0000-0-5200-1150-4200-004-00506	SCH ATH	700.00	85.00		85.00	615.00
DETAIL LINE		700.00				
TOTAL:		30,855.77	24,408.85	795.00	25,203.85	5,651.92
5300 DUES & MEMBERSHIPS						
01-0000-0-5300-0000-7100-000-00000	BRD SUP	1,500.00	1,500.00		1,500.00	
SSDA		1,500.00				
01-0000-0-5300-0000-7110-000-00000	BOARD	11,638.00	11,638.00		11,638.00	
CSBA MEMBERSHIP		9,638.00				
DETAIL LINE		2,000.00				
01-0000-0-5300-0000-7200-000-00000	GEN ADM	3,090.00	3,096.16		3,096.16	6.16-
AMAZON BUSINESS		840.00				
CASBO		1,750.00				
DETAIL LINE		500.00				
TOTAL:		16,228.00	16,234.16		16,234.16	6.16-
5400 INSURANCE						
01-0000-0-5400-0000-7200-000-00000	GEN ADM	251,889.57	239,279.32		239,279.32	12,610.25
NCSIG		168,000.00				
SCHOOLS EXCESS LIABILITY FUND		83,889.57				

FUND :01 GENERAL FUND RESOURCE:0000 NO REPORTING REQUIREMENT

	FUNCTION	2025-2026 2ND INTER BUDGET	2025-2026 YTD ACTUAL	2025-2026 YTD ENCUMBER	CALC: 2+3 2025-2026 TOTAL	CALC: 1-4 2025-2026 REMAINING BUDGET
01-0000-0-5400-1150-1000-000-00000	INSTR	5,108.00	4,711.05		4,711.05	396.95
DETAIL LINE		5,108.00				
01-0000-0-5400-1150-1000-004-00000	INSTR	700.00		532.80	532.80	167.20
DETAIL LINE		700.00				
TOTAL:		257,697.57	243,990.37	532.80	244,523.17	13,174.40
5500 OPERATION & HOUSEKEEPING SERV						
01-0000-0-5500-0000-8110-000-00000	MAINT	2,500.00	360.00	180.00	540.00	1,960.00
CA Safety Company		2,500.00				
01-0000-0-5500-0000-8110-002-00000	MAINT	3,010.00	1,240.00	1,160.00	2,400.00	610.00
CA Safety Company		3,010.00				
01-0000-0-5500-0000-8110-003-00000	MAINT	2,500.00	880.00	520.00	1,400.00	1,100.00
CA Safety Company		2,500.00				
01-0000-0-5500-0000-8110-004-00000	MAINT	5,585.00	1,000.00	500.00	1,500.00	4,085.00
2ND INTERIM		2,085.00				
CA Safety Company		3,500.00				
01-0000-0-5500-0000-8200-000-00000	OPER	27,200.00	22,157.99	5,042.01	27,200.00	
1st Interim Adj		400.00				
ALSCO		25,000.00				
JEFFERSON PEST CONTROL		1,800.00				
TOTAL:		40,795.00	25,637.99	7,402.01	33,040.00	7,755.00
5515 NATURAL GAS/PROPANE						
01-0000-0-5515-0000-8200-002-00000	OPER	21,500.00	6,454.86	13,545.14	20,000.00	1,500.00
CAMPORA PROPANE		21,500.00				
01-0000-0-5515-0000-8200-003-00000	OPER	18,500.00				18,500.00
CAMPORA PROPANE		18,500.00				
01-0000-0-5515-0000-8200-004-00000	OPER	60,500.00	34,351.25	22,010.98	56,362.23	4,137.77
CAMPORA PROPANE		60,500.00				
TOTAL:		100,500.00	40,806.11	35,556.12	76,362.23	24,137.77
5520 ELECTRICITY						
01-0000-0-5520-0000-8200-000-00000	OPER	10,000.00	5,819.09	4,180.91	10,000.00	
PACIFIC POWER		10,000.00				
01-0000-0-5520-0000-8200-002-00000	OPER	61,000.00	43,665.62	17,334.38	61,000.00	
1st Interim Adj		2,000.00				
PACIFIC POWER		59,000.00				
01-0000-0-5520-0000-8200-003-00000	OPER	52,000.00	36,516.75	13,483.25	50,000.00	2,000.00
PACIFIC POWER		52,000.00				
01-0000-0-5520-0000-8200-004-00000	OPER	95,000.00	62,752.10	32,247.90	95,000.00	
1st Interim Adj		7,000.00				
PACIFIC POWER		88,000.00				
TOTAL:		218,000.00	148,753.56	67,246.44	216,000.00	2,000.00
5530 WATER&/OR SEWAGE						
01-0000-0-5530-0000-8200-000-00000	OPER	7,000.00	1,462.90	4,537.10	6,000.00	1,000.00
CITY OF YREKA WATER		7,000.00				
01-0000-0-5530-0000-8200-002-00000	OPER	17,000.00	8,828.09	5,171.91	14,000.00	3,000.00
CITY OF YREKA WATER		17,000.00				
01-0000-0-5530-0000-8200-003-00000	OPER	19,000.00	9,272.42	4,727.58	14,000.00	5,000.00

FUND :01 GENERAL FUND RESOURCE:0000 NO REPORTING REQUIREMENT

	FUNCTION	2025-2026 2ND INTER BUDGET	2025-2026 YTD ACTUAL	2025-2026 YTD ENCUMBER	CALC: 2+3 2025-2026 TOTAL	CALC: 1-4 2025-2026 REMAINING BUDGET
CITY OF YREKA WATER		19,000.00				
01-0000-0-5530-0000-8200-004-00000	OPER	34,000.00	17,386.51	4,613.49	22,000.00	12,000.00
CITY OF YREKA WATER		34,000.00				
TOTAL:		77,000.00	36,949.92	19,050.08	56,000.00	21,000.00
5550 DISPOSAL/GARBAGE REMOVAL						
01-0000-0-5550-0000-8200-002-00000	OPER	14,000.00	7,082.00	6,918.00	14,000.00	
YREKA TRANSFER		14,000.00				
01-0000-0-5550-0000-8200-003-00000	OPER	10,000.00	4,178.48	5,821.52	10,000.00	
YREKA TRANSFER		10,000.00				
01-0000-0-5550-0000-8200-004-00000	OPER	16,000.00	8,285.00	7,715.00	16,000.00	
YREKA TRANSFER		16,000.00				
TOTAL:		40,000.00	19,545.48	20,454.52	40,000.00	
5600 RENTALS, LEASES & REPAIRS,N.C.						
01-0000-0-5600-0000-2700-002-00000	SCH ADM	8,500.00				8,500.00
DETAIL LINE		1,500.00				
EVG UBEO PRINTER CONTRACT		7,000.00				
01-0000-0-5600-0000-2700-003-00000	SCH ADM	4,650.00				4,650.00
GSS UBEO PRINTER CONTRACT		4,650.00				
01-0000-0-5600-0000-2700-004-00000	SCH ADM	14,500.00				14,500.00
DETAIL LINE		4,500.00				
JSS UBEO PRINTER CONTRACT		10,000.00				
01-0000-0-5600-0000-7150-000-00000	SUPT	574.75	574.75		574.75	
1st Interim Adj		574.75				
01-0000-0-5600-0000-7200-000-00000	GEN ADM	16,000.00	8,987.32	2,011.40	10,998.72	5,001.28
DETAIL LINE		16,000.00				
01-0000-0-5600-0000-8110-000-00000	MAINT	35,000.00	9,945.93	2,500.00	12,445.93	22,554.07
KENNY'S LOCKSHOP		2,000.00				
MERCIER ELECTRIC		8,000.00				
MISC		7,000.00				
PARADISE PAINTING		15,000.00				
WILGUS FIRE CONTROL		2,500.00				
YREKA MOTORS-MAINT		500.00				
01-0000-0-5600-0000-8110-002-00000	MAINT	25,000.00	1,963.58	1,908.46	3,872.04	21,127.96
ASPHALT REPAIR		15,000.00				
CURLY CULP CONSTRUCTION		3,400.00				
JESSE RAMIREZ WELDING		2,000.00				
KENNY'S LOCK SHOP		2,000.00				
MISC		1,100.00				
PARADISE PAINTING		1,500.00				
01-0000-0-5600-0000-8110-003-00000	MAINT	25,000.00	9,071.53	2,500.00	11,571.53	13,428.47
KENNY'S LOCK SHOP		1,000.00				
MISC		11,000.00				
PARADISE PAINTING		3,000.00				
TREE TRIMING		10,000.00				
01-0000-0-5600-0000-8110-004-00000	MAINT	21,000.00	12,218.52	1,854.97	14,073.49	6,926.51
ASPHALT REPAIR		15,000.00				
KENNY'S LOCK SHOP		1,000.00				
MISC		2,000.00				

FUND :01 GENERAL FUND RESOURCE:0000 NO REPORTING REQUIREMENT

	FUNCTION	2025-2026 2ND INTER BUDGET	2025-2026 YTD ACTUAL	2025-2026 YTD ENCUMBER	CALC: 2+3 2025-2026 TOTAL	CALC: 1-4 2025-2026 REMAINING BUDGET
PARADISE PAINTING		2,000.00				
WOSTENBERG WINDOW		1,000.00				
01-0000-0-5600-0000-8200-000-00000	OPER	3,150.00	2,400.00	1,200.00	3,600.00	450.00-
DETAIL LINE		1,150.00				
MAX MOBILE STORAGE		2,000.00				
01-0000-0-5600-0000-8200-002-00000	OPER	25.00				25.00
CAMPORA FEE		25.00				
01-0000-0-5600-0000-8200-004-00000	OPER	25.00				25.00
CAMPORA FEE		25.00				
01-0000-0-5600-1150-1000-000-00000	INSTR	857.75	857.75		857.75	
1st Interim Adj		857.75				
01-0000-0-5600-1150-1000-002-00000	INSTR	21,997.92	15,865.35	6,132.57	21,997.92	
1st Interim Adj		3,997.92				
DETAIL LINE		18,000.00				
01-0000-0-5600-1150-1000-003-00000	INSTR	12,100.00	8,221.86	1,206.30	9,428.16	2,671.84
DETAIL LINE		12,100.00				
01-0000-0-5600-1150-1000-004-00000	INSTR	32,700.00	22,566.14	4,931.26	27,497.40	5,202.60
DETAIL LINE		6,700.00				
PRINTER LEASE		26,000.00				
01-0000-0-5600-1150-1000-004-08086	INSTR	621.00	621.00		621.00	
DETAIL LINE		621.00				
TOTAL:		221,701.42	93,293.73	24,244.96	117,538.69	104,162.73
5710 TRANSFERS OF DIRECT COSTS						
01-0000-0-5710-1150-1000-000-00000	INSTR	1,495,558.07-				1,495,558.07-
FROM 1400		1,274,277.70-				
MOVE TO 1100		109,782.29-				
TO 3010		101,487.80-				
TO 5810		21,960.58-				
from 0053		11,950.30				
TOTAL:		1,495,558.07-				1,495,558.07-
5800 PROFES'L/CONSULTG SVCS/OP EXP						
01-0000-0-5800-0000-2460-000-00000	TECHNLG	84,800.00	39,678.41	37,581.79	77,260.20	7,539.80
AMS.NET		5,000.00				
CDW GOV		550.00				
DETAIL LINE		5,600.00				
ESI		25,500.00				
FRESHWORKS		2,500.00				
SHASTA UNION HSD		45,500.00				
SOLARWINDS		150.00				
01-0000-0-5800-0000-2460-003-00000	TECHNLG	4,620.75				4,620.75
STERLING COMPUTERS		4,620.75				
01-0000-0-5800-0000-2700-000-00000	SCH ADM	2,000.00				2,000.00
DETAIL LINE		2,000.00				
01-0000-0-5800-0000-2700-004-00000	SCH ADM	3,478.10	3,478.10		3,478.10	
SMART PASS- HALLWAY PASS		3,478.10				
01-0000-0-5800-0000-3140-000-00000	HLTHSER	20,000.00	8,600.00		8,600.00	11,400.00
DETAIL LINE		20,000.00				
01-0000-0-5800-0000-3900-000-20007	PUPSERV	59,040.00	16,731.18	42,000.00	58,731.18	308.82

FUND :01 GENERAL FUND RESOURCE:0000 NO REPORTING REQUIREMENT

	FUNCTION	2025-2026 2ND INTER BUDGET	2025-2026 YTD ACTUAL	2025-2026 YTD ENCUMBER	CALC: 2+3 2025-2026 TOTAL	CALC: 1-4 2025-2026 REMAINING BUDGET
DETAIL LINE		22,340.00				
LCAP 2.7, RES OFFICER		36,700.00				
01-0000-0-5800-0000-7110-000-00000	BOARD	77,168.00	24,215.00	60,162.00	84,377.00	7,209.00-
CSBA		17,168.00				
LEGAL COUNSEL		60,000.00				
01-0000-0-5800-0000-7190-000-00000	EXT.AUD	23,000.00	11,150.00		11,150.00	11,850.00
AUDITOR		23,000.00				
01-0000-0-5800-0000-7200-000-00000	GEN ADM	74,000.00	64,019.12	1,895.30	65,914.42	8,085.58
DETAIL LINE		74,000.00				
01-0000-0-5800-0000-7200-000-02460	GEN ADM	3,254.52	3,254.52		3,254.52	
1st Interim Adj		3,254.52				
01-0000-0-5800-0000-7200-000-20004	GEN ADM	26,280.42	24,880.42	1,400.00	26,280.42	
1st Interim Adj		5,933.61				
LCAP 2.4, AERIES		20,346.81				
01-0000-0-5800-0000-8110-000-00000	MAINT	16,087.00	15,718.11		15,718.11	368.89
1st Interim Adj		6,087.00				
DETAIL LINE		10,000.00				
01-0000-0-5800-0000-8200-000-00000	OPER	3,000.00		500.00	500.00	2,500.00
SISKIYOU GENERAL SERVICES		3,000.00				
01-0000-0-5800-0000-8200-003-00000	OPER	6,020.00	6,020.00		6,020.00	
1st Interim Adj		6,020.00				
01-0000-0-5800-1110-2460-000-00000	TECHNLG	6,031.12				6,031.12
DETAIL LINE		31.12				
SISNET INTERNET		6,000.00				
01-0000-0-5800-1150-1000-000-00000	INSTR	22,753.30	22,753.30		22,753.30	
CLASSLINK		3,600.00				
DETAIL LINE		10,791.22				
GOGUARDIAN		6,226.08				
HEGGERTY		2,136.00				
01-0000-0-5800-1150-1000-000-30001	INSTR	18,060.00				18,060.00
LCAP 3.1, NURSE SERV		18,060.00				
01-0000-0-5800-1150-1000-002-00000	INSTR	14,517.00	12,248.50	2,268.50	14,517.00	
EVG EVANS FIELD TRIPS		8,000.00				
RENAISSANCE		6,517.00				
01-0000-0-5800-1150-1000-003-00000	INSTR	7,544.40	3,543.15	4,001.25	7,544.40	
1st Interim Adj		544.40				
GSS EVANS FIELD TRIPS		3,000.00				
GSS HEGGERTY		1,455.60				
GSS RENAISSANCE		2,544.40				
01-0000-0-5800-1150-1000-004-00000	INSTR	57,126.00	14,988.56	10,917.00	25,905.56	31,220.44
EVANS TRANSPORTATION		19,000.00				
HOUGHTON MIFFLIN CO		17,567.00				
OUTDOOR SCHOOL		15,000.00				
RENAISSANCE		5,559.00				
01-0000-0-5800-1150-1000-004-00506	INSTR	27,000.00	18,064.75	6,935.25	25,000.00	2,000.00
EVANS TRANSPORTATION		27,000.00				
01-0000-0-5800-1150-1000-004-01138	INSTR	1,350.00				1,350.00
PLATFORM ALTHLETICS RENEWAL		1,350.00				
01-0000-0-5800-1150-2420-000-00000	INSTMED	228.00	228.00		228.00	
1st Interim Adj		228.00				

FUND :01 GENERAL FUND RESOURCE:0000 NO REPORTING REQUIREMENT

	FUNCTION	2025-2026 2ND INTER BUDGET	2025-2026 YTD ACTUAL	2025-2026 YTD ENCUMBER	CALC: 2+3 2025-2026 TOTAL	CALC: 1-4 2025-2026 REMAINING BUDGET
01-0000-0-5800-1150-4200-004-00506	SCH ATH	5,000.00				5,000.00
Athletics		5,000.00				
TOTAL:		562,358.61	289,571.12	167,661.09	457,232.21	105,126.40
5900 COMMUNICATIONS						
01-0000-0-5900-0000-7200-000-00000	GEN ADM	13,717.09	2,740.19	5,839.81	8,580.00	5,137.09
DETAIL LINE		13,717.09				
TOTAL:		13,717.09	2,740.19	5,839.81	8,580.00	5,137.09
5930 COMMUNICATION - POSTAGE/METER						
01-0000-0-5930-0000-2460-000-00000	TECHNLG	50.00				50.00
DETAIL LINE		50.00				
01-0000-0-5930-0000-2700-000-00000	SCH ADM		2.17		2.17	2.17-
01-0000-0-5930-0000-7200-000-00000	GEN ADM	20,000.00	4,020.65	6,096.54	10,117.19	9,882.81
DETAIL LINE		20,000.00				
TOTAL:		20,050.00	4,022.82	6,096.54	10,119.36	9,930.64
TOTAL: 5xxx		103,345.39	945,954.30	354,879.37	1,300,833.67	1,197,488.28-
*SUB-TOTAL:1000-5999		7,724,573.74	5,484,027.44	2,960,271.40	8,444,298.84	719,725.10-
7142 OTH TUIT,EXC CST PMT TO COE						
01-0000-0-7142-5001-9200-000-00000	TFAGENC	149,978.00				149,978.00
SCOE BILL BACK		149,978.00				
TOTAL:		149,978.00				149,978.00
7310 TRANSFERS OF INDIRECT COSTS						
01-0000-0-7310-0000-7210-000-00000	COST TR	197,437.28-				197,437.28-
TO 1100		2,098.21-				
TO 2600		46,488.22-				
TO 3010		37,412.75-				
TO 3310		10,462.11-				
TO 3386		973.80-				
TO 4035		5,407.30-				
TO 6010		21,915.40-				
TO 6266		3,848.23-				
TO 6332		16,042.13-				
TO 6500		22,074.40-				
TO 6770		2,258.60-				
TO 7210		3,923.23-				
TO 8150		24,532.90-				
TOTAL:		197,437.28-				197,437.28-
TOTAL: 7xxx		47,459.28-				47,459.28-
*SUB-TOTAL:1000-7999		7,677,114.46	5,484,027.44	2,960,271.40	8,444,298.84	767,184.38-

FUND :01 GENERAL FUND RESOURCE:0053 ADDL 15% CONCENTRATION

	FUNCTION	2025-2026 2ND INTER BUDGET	2025-2026 YTD ACTUAL	2025-2026 YTD ENCUMBER	CALC: 2+3 2025-2026 TOTAL	CALC: 1-4 2025-2026 REMAINING BUDGET
8980 CONTRIBUTIONS FR UNRESTR REV						
01-0053-0-8980-0000-0000-000-00000	REV/BAL	251,681.00				251,681.00
15% Concentration Grant		253,534.00				
1st Interim Adj		1,853.00-				
TOTAL:		251,681.00				251,681.00
TOTAL: 8xxx		251,681.00				251,681.00
1100 CERTIFICATED TEACHERS SALARIES						
01-0053-0-1100-1150-1000-002-10002	INSTR	96,830.00	56,522.29	40,345.85	96,868.14	38.14-
Zediker, DarbiLCAP 1.2		96,830.00				
01-0053-0-1100-1150-1000-004-10002	INSTR	96,778.00	56,453.88	40,324.20	96,778.08	0.08-
Johnston WayneLCAP 1.2		96,778.00				
TOTAL:		193,608.00	112,976.17	80,670.05	193,646.22	38.22-
TOTAL: 1xxx		193,608.00	112,976.17	80,670.05	193,646.22	38.22-
3101 STRS CERTIFICATED						
01-0053-0-3101-1150-1000-002-10002	INSTR	18,494.53	11,776.52	6,725.28	18,501.80	7.27-
*Zediker, DarbiLCA		18,494.53				
01-0053-0-3101-1150-1000-004-10002	INSTR	18,484.60	11,762.94	6,721.67	18,484.61	0.01-
*Johnston WayneLCA		18,484.60				
TOTAL:		36,979.13	23,539.46	13,446.95	36,986.41	7.28-
3311 MEDICARE - CERTIFICATED						
01-0053-0-3311-1150-1000-002-10002	INSTR	1,404.04	782.19	585.01	1,367.20	36.84
*Zediker, DarbiLCA		1,404.04				
01-0053-0-3311-1150-1000-004-10002	INSTR	1,403.28	710.71	584.70	1,295.41	107.87
*Johnston WayneLCA		1,403.28				
TOTAL:		2,807.32	1,492.90	1,169.71	2,662.61	144.71
3401 HEALTH & WELFARE CERTIFICATED						
01-0053-0-3401-1150-1000-002-10002	INSTR	13,133.40	8,844.40	4,422.20	13,266.60	133.20-
Zediker, Darbi,H&W		13,133.40				
01-0053-0-3401-1150-1000-004-10002	INSTR	13,200.00	8,800.00	4,400.00	13,200.00	
Johnston Wayne,H&W		13,200.00				
TOTAL:		26,333.40	17,644.40	8,822.20	26,466.60	133.20-
3501 UNEMPLOYMENT - CERTIFICATED						
01-0053-0-3501-1150-1000-002-10002	INSTR	48.42	26.96	19.12	46.08	2.34
*Zediker, DarbiLCA		48.42				
01-0053-0-3501-1150-1000-004-10002	INSTR	48.39	24.52	17.20	41.72	6.67
*Johnston WayneLCA		48.39				
TOTAL:		96.81	51.48	36.32	87.80	9.01
3601 WORKERS COMP - CERTIFICATED						
01-0053-0-3601-1150-1000-002-10002	INSTR	1,971.85	1,112.87	823.65	1,936.52	35.33
*Zediker, DarbiLCA		1,971.85				
01-0053-0-3601-1150-1000-004-10002	INSTR	1,970.79	1,011.23	807.44	1,818.67	152.12
*Johnston WayneLCA		1,970.79				

FUND :01 GENERAL FUND RESOURCE:0053 ADDL 15% CONCENTRATION

	FUNCTION	2025-2026 2ND INTER BUDGET	2025-2026 YTD ACTUAL	2025-2026 YTD ENCUMBER	CALC: 2+3 2025-2026 TOTAL	CALC: 1-4 2025-2026 REMAINING BUDGET
TOTAL:		3,942.64	2,124.10	1,631.09	3,755.19	187.45
TOTAL: 3xxx		70,159.30	44,852.34	25,106.27	69,958.61	200.69
5710 TRANSFERS OF DIRECT COSTS						
01-0053-0-5710-1150-1000-000-00000	INSTR	11,950.30-				11,950.30-
to 0000		11,950.30-				
TOTAL:		11,950.30-				11,950.30-
TOTAL: 5xxx		11,950.30-				11,950.30-
*SUB-TOTAL:1000-5999		251,817.00	157,828.51	105,776.32	263,604.83	11,787.83-

FUND :01 GENERAL FUND RESOURCE:0156 INST MAT RELGNMNT IMFRP (7156)

	FUNCTION	2025-2026 2ND INTER BUDGET	2025-2026 YTD ACTUAL	2025-2026 YTD ENCUMBER	CALC: 2+3 2025-2026 TOTAL	CALC: 1-4 2025-2026 REMAINING BUDGET
8980 CONTRIBUTIONS FR UNRESTR REV						
01-0156-0-8980-0000-0000-000-00000	REV/BAL	25,000.00				25,000.00
DETAIL LINE		25,000.00				
TOTAL:		25,000.00				25,000.00
TOTAL: 8xxx		25,000.00				25,000.00
4100 APPRVD TEXTBKS/CORE CURRICULA						
01-0156-0-4100-1150-1000-000-00000	INSTR	25,000.00				25,000.00
DETAIL LINE		25,000.00				
TOTAL:		25,000.00				25,000.00
TOTAL: 4xxx		25,000.00				25,000.00
*SUB-TOTAL:1000-5999		25,000.00				25,000.00

FUND :01 GENERAL FUND
RESOURCE:0230 TRANSPORTATION-HOME TO SCHOOL

	FUNCTION	2025-2026 2ND INTER BUDGET	2025-2026 YTD ACTUAL	2025-2026 YTD ENCUMBER	CALC: 2+3 2025-2026 TOTAL	CALC: 1-4 2025-2026 REMAINING BUDGET
8980 CONTRIBUTIONS FR UNRESTR REV						
01-0230-0-8980-0000-0000-000-00000	REV/BAL	407,451.56				407,451.56
DETAIL LINE		354,850.90				
additional transportation $		52,600.66				
TOTAL:		407,451.56				407,451.56
TOTAL: 8xxx		407,451.56				407,451.56
5100 SUBAGREEMENTS FOR SERVICES						
01-0230-0-5100-0000-3600-000-00000	PUP TRA	249,066.60	176,732.42	73,267.58	250,000.00	933.40-
DETAIL LINE		249,066.60				
TOTAL:		249,066.60	176,732.42	73,267.58	250,000.00	933.40-
5800 PROFES'L/CONSULTG SVCS/OP EXP						
01-0230-0-5800-0000-3600-000-00000	PUP TRA	158,384.96	40,185.28	118,199.68	158,384.96	
DETAIL LINE		158,384.96				
TOTAL:		158,384.96	40,185.28	118,199.68	158,384.96	
TOTAL: 5xxx		407,451.56	216,917.70	191,467.26	408,384.96	933.40-
*SUB-TOTAL:1000-5999		407,451.56	216,917.70	191,467.26	408,384.96	933.40-

FUND :01 GENERAL FUND RESOURCE:1100 STATE LOTTERY

	FUNCTION	2025-2026 2ND INTER BUDGET	2025-2026 YTD ACTUAL	2025-2026 YTD ENCUMBER	CALC: 2+3 2025-2026 TOTAL	CALC: 1-4 2025-2026 REMAINING BUDGET
8560 STATE LOTTERY REVENUE						
01-1100-0-8560-0000-0000-000-00000	REV/BAL	156,877.30	89,302.32		89,302.32	67,574.98
1st Interim Adj		2,126.38-				
DETAIL LINE		159,003.68				
TOTAL:		156,877.30	89,302.32		89,302.32	67,574.98
TOTAL: 8xxx		156,877.30	89,302.32		89,302.32	67,574.98
4200 BOOKS AND REFERENCE MATERIALS						
01-1100-0-4200-1150-2420-000-00000	INSTMED	565.00				565.00
DETAIL LINE		565.00				
TOTAL:		565.00				565.00
4300 SUPPLIES						
01-1100-0-4300-1150-1000-000-00000	INSTR	1,000.00				1,000.00
DETAIL LINE		1,000.00				
01-1100-0-4300-1150-1000-002-00000	INSTR	1,000.00	33.52-		33.52-	1,033.52
EVG SITE BUDGET		1,000.00				
01-1100-0-4300-1150-1000-002-01008	INSTR	400.00				400.00
Gamache, Heather		400.00				
01-1100-0-4300-1150-1000-002-01016	INSTR	400.00		262.03	262.03	137.97
Heller, Katie		400.00				
01-1100-0-4300-1150-1000-002-01104	INSTR	400.00	150.72		150.72	249.28
Leyva, Adrainna		400.00				
01-1100-0-4300-1150-1000-002-01106	INSTR	400.00	399.13		399.13	0.87
Graves, Jaime		400.00				
01-1100-0-4300-1150-1000-002-01109	INSTR	400.00	305.15		305.15	94.85
Copeland, Jennifer		400.00				
01-1100-0-4300-1150-1000-002-01113	INSTR	400.00	410.60		410.60	10.60-
Vacancy		400.00				
01-1100-0-4300-1150-1000-002-01116	INSTR	400.00				400.00
Munson, Riley		400.00				
01-1100-0-4300-1150-1000-002-01123	INSTR	400.00				400.00
Gliatto, Scott		400.00				
01-1100-0-4300-1150-1000-002-01126	INSTR	400.00	400.00		400.00	
Zediker, Darbi		400.00				
01-1100-0-4300-1150-1000-002-01136	INSTR	400.00	212.09	84.04	296.13	103.87
Stacher, Katie		400.00				
01-1100-0-4300-1150-1000-002-01137	INSTR	400.00	150.35		150.35	249.65
Hanna, Veronica		400.00				
01-1100-0-4300-1150-1000-002-01139	INSTR	400.00	375.51		375.51	24.49
Vacancy		400.00				
01-1100-0-4300-1150-1000-002-01141	INSTR	400.00	104.72		104.72	295.28
Jenner, Jenny		400.00				
01-1100-0-4300-1150-1000-002-01159	INSTR	400.00	314.59		314.59	85.41
Hale, Michelle		400.00				
01-1100-0-4300-1150-1000-002-01162	INSTR	400.00	256.93		256.93	143.07
Vacancy		400.00				
01-1100-0-4300-1150-1000-002-01164	INSTR	400.00	62.15		62.15	337.85
Casey, Lauren		400.00				

FUND :01 GENERAL FUND RESOURCE:1100 STATE LOTTERY

	FUNCTION	2025-2026 2ND INTER BUDGET	2025-2026 YTD ACTUAL	2025-2026 YTD ENCUMBER	CALC: 2+3 2025-2026 TOTAL	CALC: 1-4 2025-2026 REMAINING BUDGET
01-1100-0-4300-1150-1000-002-01165	INSTR	400.00	335.81		335.81	64.19
Baker, Annie		400.00				
01-1100-0-4300-1150-1000-002-01184	INSTR	400.00				400.00
McKay, Tammy (Renee)		400.00				
01-1100-0-4300-1150-1000-002-01187	INSTR	400.00	392.49		392.49	7.51
Shelby, Karla		400.00				
01-1100-0-4300-1150-1000-002-01191	INSTR	400.00	353.69		353.69	46.31
Clayton, Erin		400.00				
01-1100-0-4300-1150-1000-002-01199	INSTR	400.00	107.71		107.71	292.29
Christensen, Susan		400.00				
01-1100-0-4300-1150-1000-002-06046	INSTR	400.00	400.00		400.00	
Horvath, Cheryl		400.00				
01-1100-0-4300-1150-1000-003-00000	INSTR	1,000.00	161.86		161.86	838.14
GOLD ST SITE BUDGET		1,000.00				
01-1100-0-4300-1150-1000-003-01003	INSTR	400.00	234.22		234.22	165.78
Buker, Kayla		400.00				
01-1100-0-4300-1150-1000-003-01004	INSTR	400.00	384.36		384.36	15.64
Dickson, Hunter		400.00				
01-1100-0-4300-1150-1000-003-01006	INSTR	400.00	310.91		310.91	89.09
Pappas, L.		400.00				
01-1100-0-4300-1150-1000-003-01100	INSTR	400.00	314.73	35.37	350.10	49.90
West, Jennifer		400.00				
01-1100-0-4300-1150-1000-003-01102	INSTR	400.00	340.52		340.52	59.48
Harris, Katie		400.00				
01-1100-0-4300-1150-1000-003-01107	INSTR	400.00	240.38	23.57	263.95	136.05
Mitrovich, Sarah		400.00				
01-1100-0-4300-1150-1000-003-01200	INSTR	400.00	368.41		368.41	31.59
Freitas, Mary		400.00				
01-1100-0-4300-1150-1000-003-01260	INSTR	400.00	391.37		391.37	8.63
McNames, Katie		400.00				
01-1100-0-4300-1150-1000-003-01265	INSTR	400.00	328.78		328.78	71.22
Fitzpatrick, Debbie		400.00				
01-1100-0-4300-1150-1000-003-02460	INSTR	471.45	471.45		471.45	
TEACHER TV		471.45				
01-1100-0-4300-1150-1000-004-00000	INSTR	1,000.00	630.18		630.18	369.82
JSS SITE BUDGET		1,000.00				
01-1100-0-4300-1150-1000-004-01005	INSTR	400.00				400.00
Johnston Wayne		400.00				
01-1100-0-4300-1150-1000-004-01103	INSTR	400.00	400.00		400.00	
Mendenhall, Simon		400.00				
01-1100-0-4300-1150-1000-004-01105	INSTR	400.00	110.94		110.94	289.06
Kassandra Kendall		400.00				
01-1100-0-4300-1150-1000-004-01108	INSTR	400.00	318.45		318.45	81.55
O'Reilly, Amber		400.00				
01-1100-0-4300-1150-1000-004-01110	INSTR	400.00	341.19	13.54	354.73	45.27
Wheeler, Kim		400.00				
01-1100-0-4300-1150-1000-004-01115	INSTR	400.00	296.04	60.10	356.14	43.86
Cottrell, Melanie		400.00				
01-1100-0-4300-1150-1000-004-01118	INSTR	400.00	376.89		376.89	23.11
Bal, Emma		400.00				

FUND :01 GENERAL FUND RESOURCE:1100 STATE LOTTERY

	FUNCTION	2025-2026 2ND INTER BUDGET	2025-2026 YTD ACTUAL	2025-2026 YTD ENCUMBER	CALC: 2+3 2025-2026 TOTAL	CALC: 1-4 2025-2026 REMAINING BUDGET
01-1100-0-4300-1150-1000-004-01119	INSTR	400.00	160.68	55.29	215.97	184.03
Perham, Jennifer		400.00				
01-1100-0-4300-1150-1000-004-01121	INSTR	400.00	137.59		137.59	262.41
Robles, Alaina		400.00				
01-1100-0-4300-1150-1000-004-01129	INSTR	400.00	400.00		400.00	
Anderson, Hillary		400.00				
01-1100-0-4300-1150-1000-004-01132	INSTR	400.00	371.68		371.68	28.32
Justice, Tracy		400.00				
01-1100-0-4300-1150-1000-004-01143	INSTR	400.00				400.00
Vacancy		400.00				
01-1100-0-4300-1150-1000-004-01151	INSTR	400.00				400.00
Sarti, Donya		400.00				
01-1100-0-4300-1150-1000-004-01152	INSTR	400.00				400.00
Vacancy		400.00				
01-1100-0-4300-1150-1000-004-01154	INSTR	400.00				400.00
Masters, Ken		400.00				
01-1100-0-4300-1150-1000-004-01157	INSTR	400.00	82.51		82.51	317.49
Yandell, Sandy		400.00				
01-1100-0-4300-1150-1000-004-01163	INSTR	400.00	366.08		366.08	33.92
Stewart, Samuel		400.00				
01-1100-0-4300-1150-1000-004-01180	INSTR	400.00	395.40		395.40	4.60
Reusze, Sharron		400.00				
01-1100-0-4300-1150-1000-004-01181	INSTR	400.00	389.37		389.37	10.63
Sandahl, Elizabeth		400.00				
01-1100-0-4300-1150-1000-004-01182	INSTR	400.00	223.52		223.52	176.48
Solano, Julie		400.00				
01-1100-0-4300-1150-1000-004-01185	INSTR	400.00	259.34	24.80	284.14	115.86
Carter, Cece		400.00				
01-1100-0-4300-1150-1000-004-01189	INSTR	400.00				400.00
Young, Kathryn		400.00				
01-1100-0-4300-1150-1000-004-01220	INSTR	400.00	320.11		320.11	79.89
McKee, Aiden		400.00				
01-1100-0-4300-1150-1000-004-08086	INSTR	2,469.88	1,200.52	324.37	1,524.89	944.99
DETAIL LINE		469.88				
MUSIC		2,000.00				
01-1100-0-4300-1150-1000-004-09093	INSTR	215.30				215.30
DETAIL LINE		215.30				
TOTAL:		28,756.63	15,025.60	883.11	15,908.71	12,847.92
4400 NON-CAPITALIZED EQUIP.						
01-1100-0-4400-0000-2700-002-02460	SCH ADM	2,941.99	2,941.99		2,941.99	
DESKTOPS		2,941.99				
01-1100-0-4400-0000-2700-004-02460	SCH ADM	4,283.57	4,283.57		4,283.57	
DESKTOPS		4,283.57				
01-1100-0-4400-0000-8200-000-00000	OPER	25,215.24	25,215.24		25,215.24	
WALKIE TALKIES		25,215.24				
01-1100-0-4400-1150-1000-000-00000	INSTR	1,106.85	1,106.85		1,106.85	
LAPTOP		1,106.85				
01-1100-0-4400-1150-1000-002-02460	INSTR	13,806.11	13,806.11		13,806.11	
TEACHER PCS		13,806.11				

FUND :01 GENERAL FUND RESOURCE:1100 STATE LOTTERY

	FUNCTION	2025-2026 2ND INTER BUDGET	2025-2026 YTD ACTUAL	2025-2026 YTD ENCUMBER	CALC: 2+3 2025-2026 TOTAL	CALC: 1-4 2025-2026 REMAINING BUDGET
01-1100-0-4400-1150-1000-003-02460	INSTR	5,906.99	5,906.99		5,906.99	
TEACHER PCS		5,906.99				
01-1100-0-4400-1150-1000-004-02460	INSTR	562.73	562.73		562.73	
TEACHER PCS		562.73				
01-1100-0-4400-1150-2420-002-02460	INSTMED	931.36	931.36		931.36	
LIBRARY CHECK IN/OUT		931.36				
TOTAL:		54,754.84	54,754.84		54,754.84	
TOTAL: 4xxx		84,076.47	69,780.44	883.11	70,663.55	13,412.92
5600 RENTALS, LEASES & REPAIRS,N.C.						
01-1100-0-5600-1150-1000-004-08086	INSTR	2,379.00	185.00	2,194.00	2,379.00	
1st Interim Adj		279.00				
DETAIL LINE		100.00				
MUSIC INSTRUMENT REPAIRS		2,000.00				
TOTAL:		2,379.00	185.00	2,194.00	2,379.00	
5710 TRANSFERS OF DIRECT COSTS						
01-1100-0-5710-1150-1000-000-00000	INSTR	109,782.29				109,782.29
EXPENSES 0000 TO 1100		109,782.29				
TOTAL:		109,782.29				109,782.29
5800 PROFES'L/CONSULTG SVCS/OP EXP						
01-1100-0-5800-1150-1000-000-00000	INSTR	23,148.08	23,148.08		23,148.08	
ESGI		23,148.08				
01-1100-0-5800-1150-1000-002-00000	INSTR	3,150.00	1,780.00		1,780.00	1,370.00
3P LEARNING- READING EGGS		3,150.00				
01-1100-0-5800-1150-1000-003-00000	INSTR	5,724.00	5,724.00		5,724.00	
GSS ESGI ASSMENT		5,724.00				
01-1100-0-5800-1150-1000-004-00000	INSTR	10,054.10	7,050.00	3,004.10	10,054.10	
CENGAGE- BIG IDEAS MATH		10,054.10				
01-1100-0-5800-1150-1000-004-01138	INSTR	1,599.00	1,453.75		1,453.75	145.25
DETAIL LINE		249.00				
PLATFORM ATHLETICS		1,350.00				
01-1100-0-5800-1150-1000-004-10001	INSTR	50,659.20	50,659.20		50,659.20	
CURR ASSOCIATES		50,659.20				
TOTAL:		94,334.38	89,815.03	3,004.10	92,819.13	1,515.25
TOTAL: 5xxx		206,495.67	90,000.03	5,198.10	95,198.13	111,297.54
*SUB-TOTAL:1000-5999		290,572.14	159,780.47	6,081.21	165,861.68	124,710.46
7310 TRANSFERS OF INDIRECT COSTS						
01-1100-0-7310-0000-7210-000-00000	COST TR	2,098.21				2,098.21
5.41% INDIRECT COST RATE		2,098.21				
TOTAL:		2,098.21				2,098.21
TOTAL: 7xxx		2,098.21				2,098.21
*SUB-TOTAL:1000-7999		292,670.35	159,780.47	6,081.21	165,861.68	126,808.67

FUND :01 GENERAL FUND RESOURCE:1400 EDUCATION PROTECTION ACCOUNT

	FUNCTION	2025-2026 2ND INTER BUDGET	2025-2026 YTD ACTUAL	2025-2026 YTD ENCUMBER	CALC: 2+3 2025-2026 TOTAL	CALC: 1-4 2025-2026 REMAINING BUDGET
8012 EPA REVENUE						
01-1400-0-8012-0000-0000-000-00000	REV/BAL	2,814,134.00	1,017,331.00		1,017,331.00	1,796,803.00
1st Interim Adj		1,179,858.00				
EPA		1,634,276.00				
TOTAL:		2,814,134.00	1,017,331.00		1,017,331.00	1,796,803.00
TOTAL: 8xxx		2,814,134.00	1,017,331.00		1,017,331.00	1,796,803.00
1100 CERTIFICATED TEACHERS SALARIES						
01-1400-0-1100-1150-1000-002-00000	INSTR	187,303.34	113,276.88	72,209.14	185,486.02	1,817.32
Christensen, Susan		89,754.00				
Clayton, Erin		95,732.00				
Lead Teacher- Evergreen		1,817.34				
01-1400-0-1100-1150-1000-002-10002	INSTR	398,819.00	238,244.13	162,798.55	401,042.68	2,223.68-
Hale, MichelleLCAP 1.2		80,715.00				
Hanna, VeronicaLCAP 1.2		102,934.00				
Leyva, AdriannaLCAP 1.2		72,792.00				
Shelby, KarlaLCAP 1.2		78,715.00				
Stacher, KatieLCAP 1.2		63,663.00				
01-1400-0-1100-1150-1000-003-00000	INSTR	1,817.34	165.11		165.11	1,652.23
Lead Teacher- Gold		1,817.34				
01-1400-0-1100-1150-1000-003-10002	INSTR	162,785.00	95,059.55	67,827.10	162,886.65	101.65-
Dickson, HunterLCAP 1.2		65,955.00				
Harris, KatieLCAP 1.2		96,830.00				
01-1400-0-1100-1150-1000-004-10002	INSTR	351,068.00	198,515.86	144,779.80	343,295.66	7,772.34
Carter, CeceLCAP 1.2		98,882.00				
Cottrell, MelanieLCAP 1.2		98,830.00				
Kendall, KassandraLCAP 1.2		60,682.00				
Reusze, SharronLCAP 1.2		92,674.00				
TOTAL:		1,101,792.68	645,261.53	447,614.59	1,092,876.12	8,916.56
TOTAL: 1xxx		1,101,792.68	645,261.53	447,614.59	1,092,876.12	8,916.56
3101 STRS CERTIFICATED						
01-1400-0-3101-1150-1000-002-00000	INSTR	35,774.93	22,307.33	12,882.84	35,190.17	584.76
*Christensen, Susa		17,143.01				
*Clayton, Erin		18,284.81				
*Lead Teacher- Eve		347.11				
01-1400-0-3101-1150-1000-002-10002	INSTR	76,174.43	45,869.07	27,699.79	73,568.86	2,605.57
*Hale, MichelleLCA		15,416.57				
*Hanna, VeronicaLC		19,660.39				
*Leyva, AdriannaLC		13,903.27				
*Shelby, KarlaLCAP		15,034.57				
*Stacher, KatieLCA		12,159.63				
01-1400-0-3101-1150-1000-003-00000	INSTR	347.11	89.55-		89.55-	436.66
*Lead Teacher- Gol		347.11				
01-1400-0-3101-1150-1000-003-10002	INSTR	31,091.94	19,732.70	11,306.15	31,038.85	53.09
*Dickson, HunterLC		12,597.41				
*Harris, KatieLCAP		18,494.53				
01-1400-0-3101-1150-1000-004-10002	INSTR	67,053.98	41,235.23	24,346.68	65,581.91	1,472.07

FUND :01 GENERAL FUND RESOURCE:1400 EDUCATION PROTECTION ACCOUNT

	FUNCTION	2025-2026 2ND INTER BUDGET	2025-2026 YTD ACTUAL	2025-2026 YTD ENCUMBER	CALC: 2+3 2025-2026 TOTAL	CALC: 1-4 2025-2026 REMAINING BUDGET
*Carter, CeceLCAP		18,886.46				
*Cottrell, Melanie		18,876.53				
*Kendall, Kassandr		11,590.26				
*Reusze, SharronLC		17,700.73				
TOTAL:		210,442.39	129,054.78	76,235.46	205,290.24	5,152.15
3311 MEDICARE - CERTIFICATED						
01-1400-0-3311-1150-1000-002-00000	INSTR	2,715.89	1,571.92	1,047.03	2,618.95	96.94
*Christensen, Susa		1,301.43				
*Clayton, Erin		1,388.11				
*Lead Teacher- Eve		26.35				
01-1400-0-3311-1150-1000-002-10002	INSTR	5,782.87	3,347.79	2,360.57	5,708.36	74.51
*Hale, MichelleLCA		1,170.37				
*Hanna, VeronicaLC		1,492.54				
*Leyva, AdriannaLC		1,055.48				
*Shelby, KarlaLCAP		1,141.37				
*Stacher, KatieLCA		923.11				
01-1400-0-3311-1150-1000-003-00000	INSTR	26.35	2.39		2.39	23.96
*Lead Teacher- Gol		26.35				
01-1400-0-3311-1150-1000-003-10002	INSTR	2,360.39	1,378.37	983.49	2,361.86	1.47-
*Dickson, HunterLC		956.35				
*Harris, KatieLCAP		1,404.04				
01-1400-0-3311-1150-1000-004-10002	INSTR	5,090.49	2,683.82	2,123.35	4,807.17	283.32
*Carter, CeceLCAP		1,433.79				
*Cottrell, Melanie		1,433.04				
*Kendall, Kassandr		879.89				
*Reusze, SharronLC		1,343.77				
TOTAL:		15,975.99	8,984.29	6,514.44	15,498.73	477.26
3401 HEALTH & WELFARE CERTIFICATED						
01-1400-0-3401-1150-1000-002-00000	INSTR	35,665.44	22,948.94	13,514.80	36,463.74	798.30-
Christensen, Susan,H&W		18,801.72				
Clayton, Erin,H&W		16,863.72				
01-1400-0-3401-1150-1000-002-10002	INSTR	71,401.92	44,797.17	25,189.00	69,986.17	1,415.75
Hale, Michelle,H&W		13,133.40				
Hanna, Veronica,H&W		18,801.72				
Leyva, Adrianna,H&W		13,200.00				
Shelby, Karla,H&W		13,133.40				
Stacher, Katie,H&W		13,133.40				
01-1400-0-3401-1150-1000-002-10004	INSTR		2,613.86		2,613.86	2,613.86-
01-1400-0-3401-1150-1000-003-00000	INSTR		1,694.36		1,694.36	1,694.36-
01-1400-0-3401-1150-1000-003-10002	INSTR	26,400.00	17,644.40	8,822.20	26,466.60	66.60-
Dickson, Hunter,H&W		13,200.00				
Harris, Katie,H&W		13,200.00				
01-1400-0-3401-1150-1000-004-10002	INSTR	55,190.04	30,788.63	15,937.36	46,725.99	8,464.05
Carter, Cece,H&W		15,723.24				
Cottrell, Melanie,H&W		13,133.40				
Kendall, Kassandra,H&W		13,200.00				
Reusze, Sharron,H&W		13,133.40				
TOTAL:		188,657.40	120,487.36	63,463.36	183,950.72	4,706.68
3501 UNEMPLOYMENT - CERTIFICATED						

FUND :01 GENERAL FUND RESOURCE:1400 EDUCATION PROTECTION ACCOUNT

	FUNCTION	2025-2026 2ND INTER BUDGET	2025-2026 YTD ACTUAL	2025-2026 YTD ENCUMBER	CALC: 2+3 2025-2026 TOTAL	CALC: 1-4 2025-2026 REMAINING BUDGET
01-1400-0-3501-1150-1000-002-00000	INSTR	93.66	54.23	34.65	88.88	4.78
*Christensen, Susa		44.88				
*Clayton, Erin		47.87				
*Lead Teacher- Eve		0.91				
01-1400-0-3501-1150-1000-002-10002	INSTR	199.42	115.34	78.65	193.99	5.43
*Hale, MichelleLCA		40.36				
*Hanna, VeronicaLC		51.47				
*Leyva, AdriannaLC		36.40				
*Shelby, KarlaLCAP		39.36				
*Stacher, KatieLCA		31.83				
01-1400-0-3501-1150-1000-003-00000	INSTR	0.91	0.08		0.08	0.83
*Lead Teacher- Gol		0.91				
01-1400-0-3501-1150-1000-003-10002	INSTR	81.40	47.51	33.91	81.42	0.02-
*Dickson, HunterLC		32.98				
*Harris, KatieLCAP		48.42				
01-1400-0-3501-1150-1000-004-10002	INSTR	175.54	92.59	67.10	159.69	15.85
*Carter, CeceLCAP		49.44				
*Cottrell, Melanie		49.42				
*Kendall, Kassandr		30.34				
*Reusze, SharronLC		46.34				
TOTAL:		550.93	309.75	214.31	524.06	26.87
3601 WORKERS COMP - CERTIFICATED						
01-1400-0-3601-1150-1000-002-00000	INSTR	3,814.25	2,236.46	1,474.62	3,711.08	103.17
*Christensen, Susa		1,827.75				
*Clayton, Erin		1,949.49				
*Lead Teacher- Eve		37.01				
01-1400-0-3601-1150-1000-002-10002	INSTR	8,121.55	4,763.07	3,335.74	8,098.81	22.74
*Hale, MichelleLCA		1,643.68				
*Hanna, VeronicaLC		2,096.15				
*Leyva, AdriannaLC		1,482.34				
*Shelby, KarlaLCAP		1,602.95				
*Stacher, KatieLCA		1,296.43				
01-1400-0-3601-1150-1000-003-00000	INSTR	37.01	3.41		3.41	33.60
*Lead Teacher- Gol		37.01				
01-1400-0-3601-1150-1000-003-10002	INSTR	3,314.96	1,961.12	1,399.27	3,360.39	45.43-
*Dickson, HunterLC		1,343.11				
*Harris, KatieLCAP		1,971.85				
01-1400-0-3601-1150-1000-004-10002	INSTR	7,149.14	3,818.46	2,943.16	6,761.62	387.52
*Carter, CeceLCAP		2,013.63				
*Cottrell, Melanie		2,012.57				
*Kendall, Kassandr		1,235.73				
*Reusze, SharronLC		1,887.21				
TOTAL:		22,436.91	12,782.52	9,152.79	21,935.31	501.60
TOTAL: 3xxx		438,063.62	271,618.70	155,580.36	427,199.06	10,864.56
5710 TRANSFERS OF DIRECT COSTS						
01-1400-0-5710-1150-1000-000-00000	INSTR	1,274,277.70				1,274,277.70
TO 0000		1,274,277.70				

FUND :01 GENERAL FUND RESOURCE:1400 EDUCATION PROTECTION ACCOUNT

	FUNCTION	2025-2026 2ND INTER BUDGET	2025-2026 YTD ACTUAL	2025-2026 YTD ENCUMBER	CALC: 2+3 2025-2026 TOTAL	CALC: 1-4 2025-2026 REMAINING BUDGET
TOTAL:		1,274,277.70				1,274,277.70
TOTAL: 5xxx		1,274,277.70				1,274,277.70
*SUB-TOTAL:1000-5999		2,814,134.00	916,880.23	603,194.95	1,520,075.18	1,294,058.82

FUND :01 GENERAL FUND RESOURCE:2600 EXPAND LEARN OPPORT PROG

	FUNCTION	2025-2026 2ND INTER BUDGET	2025-2026 YTD ACTUAL	2025-2026 YTD ENCUMBER	CALC: 2+3 2025-2026 TOTAL	CALC: 1-4 2025-2026 REMAINING BUDGET
8590 ALL OTHER STATE REVENUES						
01-2600-0-8590-0000-0000-000-00000	REV/BAL	1,251,639.00				1,251,639.00
ELOP		1,251,639.00				
TOTAL:		1,251,639.00				1,251,639.00
8990 CONTRIBUTIONS FROM REST REV						
01-2600-0-8990-0000-0000-000-00000	REV/BAL	538,438.25-				538,438.25-
TO RS 6010		538,438.25-				
TOTAL:		538,438.25-				538,438.25-
TOTAL: 8xxx		713,200.75				713,200.75
1100 CERTIFICATED TEACHERS SALARIES						
01-2600-0-1100-1150-1000-000-00000	INSTR	250,000.00	205,242.52		205,242.52	44,757.48
ELOP SSC Certif		250,000.00				
01-2600-0-1100-1150-1000-002-00000	INSTR		8,120.00		8,120.00	8,120.00-
01-2600-0-1100-1150-1000-003-00000	INSTR		4,150.00		4,150.00	4,150.00-
01-2600-0-1100-1150-1000-004-00000	INSTR		9,475.00		9,475.00	9,475.00-
TOTAL:		250,000.00	226,987.52		226,987.52	23,012.48
1300 CERTIFICATED SUPERV & ADM SAL						
01-2600-0-1300-0000-2700-000-00000	SCH ADM	40,000.00	35,251.37		35,251.37	4,748.63
StudentSuccessClubAdmin		40,000.00				
TOTAL:		40,000.00	35,251.37		35,251.37	4,748.63
TOTAL: 1xxx		290,000.00	262,238.89		262,238.89	27,761.11
2100 INSTRUCTIONAL AIDE SALARIES						
01-2600-0-2100-1150-1000-000-00000	INSTR	150,000.00	91,985.15		91,985.15	58,014.85
ELOP SSC Classified		150,000.00				
TOTAL:		150,000.00	91,985.15		91,985.15	58,014.85
2170 INSTRUCTIONAL AIDE SUBSTITUTE						
01-2600-0-2170-1150-1000-000-00000	INSTR	10,000.00	5,886.39		5,886.39	4,113.61
ELOP SSC Class Sub		10,000.00				
TOTAL:		10,000.00	5,886.39		5,886.39	4,113.61
2200 CLASSIFIED SUPPORT SALARIES						
01-2600-0-2200-0000-3700-000-00000	FOODSER	15,000.00	12,893.15		12,893.15	2,106.85
ELOP SSC Food Serv		15,000.00				
01-2600-0-2200-0000-8200-000-00000	OPER	15,000.00	4,121.76		4,121.76	10,878.24
ELOP SSC Custodial		15,000.00				
01-2600-0-2200-1150-3140-000-00000	HLTHSER		938.39		938.39	938.39-
TOTAL:		30,000.00	17,953.30		17,953.30	12,046.70
2300 CLASSIFIED SUPERV & ADMIN SAL						
01-2600-0-2300-0000-2460-000-00000	TECHNLG	20,000.00	14,982.52		14,982.52	5,017.48
ELOP SSC IT Supprt		20,000.00				
01-2600-0-2300-0000-3700-000-00000	FOODSER	5,000.00	2,241.72		2,241.72	2,758.28
ELOP SSC Food Suprv		5,000.00				

FUND :01 GENERAL FUND RESOURCE:2600 EXPAND LEARN OPPORT PROG

	FUNCTION	2025-2026 2ND INTER BUDGET	2025-2026 YTD ACTUAL	2025-2026 YTD ENCUMBER	CALC: 2+3 2025-2026 TOTAL	CALC: 1-4 2025-2026 REMAINING BUDGET
TOTAL:		25,000.00	17,224.24		17,224.24	7,775.76
2400 CLERICAL/TECHNICAL/OFFICE SAL						
01-2600-0-2400-0000-2700-000-00000	SCH ADM	10,000.00	14,523.79		14,523.79	4,523.79-
ELOP SSC Cler Sub		10,000.00				
TOTAL:		10,000.00	14,523.79		14,523.79	4,523.79-
TOTAL: 2xxx		225,000.00	147,572.87		147,572.87	77,427.13
3101 STRS CERTIFICATED						
01-2600-0-3101-0000-2700-000-00000	SCH ADM	7,640.00	6,733.03		6,733.03	906.97
*StudentSuccessClu		7,640.00				
01-2600-0-3101-1150-1000-000-00000	INSTR	47,750.00	26,489.06		26,489.06	21,260.94
*ELOP SSC Certif		47,750.00				
01-2600-0-3101-1150-1000-002-00000	INSTR		1,411.49		1,411.49	1,411.49-
01-2600-0-3101-1150-1000-003-00000	INSTR		467.95		467.95	467.95-
01-2600-0-3101-1150-1000-004-00000	INSTR		1,621.59		1,621.59	1,621.59-
TOTAL:		55,390.00	36,723.12		36,723.12	18,666.88
3102 STRS CLASSIFIED						
01-2600-0-3102-1150-1000-000-00000	INSTR		6,167.51-		6,167.51-	6,167.51
TOTAL:			6,167.51-		6,167.51-	6,167.51
3201 PERS CERTIFICATED						
01-2600-0-3201-1150-1000-000-00000	INSTR		11,183.15		11,183.15	11,183.15-
01-2600-0-3201-1150-1000-002-00000	INSTR		195.71		195.71	195.71-
01-2600-0-3201-1150-1000-003-00000	INSTR		455.76		455.76	455.76-
01-2600-0-3201-1150-1000-004-00000	INSTR		264.08		264.08	264.08-
TOTAL:			12,098.70		12,098.70	12,098.70-
3202 PERS CLASSIFIED						
01-2600-0-3202-0000-2460-000-00000	TECHNLG	5,362.00				5,362.00
*ELOP SSC IT Suppr		5,362.00				
01-2600-0-3202-0000-2700-000-00000	SCH ADM	2,681.00	2,216.70		2,216.70	464.30
*ELOP SSC Cler Sub		2,681.00				
01-2600-0-3202-0000-3700-000-00000	FOODSER	5,362.00	1,849.41		1,849.41	3,512.59
*ELOP SSC Food Ser		4,021.50				
*ELOP SSC Food Sup		1,340.50				
01-2600-0-3202-0000-8200-000-00000	OPER	4,021.50				4,021.50
*ELOP SSC Custodia		4,021.50				
01-2600-0-3202-1150-1000-000-00000	INSTR	42,896.00	14,451.91		14,451.91	28,444.09
*ELOP SSC Class Su		2,681.00				
*ELOP SSC Classifi		40,215.00				
01-2600-0-3202-1150-3140-000-00000	HLTHSER		71.52		71.52	71.52-
TOTAL:		60,322.50	18,589.54		18,589.54	41,732.96
3301 SOCIAL SECURITY CERTIFICATED						
01-2600-0-3301-1150-1000-000-00000	INSTR		2,586.16		2,586.16	2,586.16-
01-2600-0-3301-1150-1000-002-00000	INSTR		45.26		45.26	45.26-
01-2600-0-3301-1150-1000-003-00000	INSTR		105.40		105.40	105.40-

FUND :01 GENERAL FUND RESOURCE:2600 EXPAND LEARN OPPORT PROG

	FUNCTION	2025-2026 2ND INTER BUDGET	2025-2026 YTD ACTUAL	2025-2026 YTD ENCUMBER	CALC: 2+3 2025-2026 TOTAL	CALC: 1-4 2025-2026 REMAINING BUDGET
01-2600-0-3301-1150-1000-004-00000	INSTR		61.07		61.07	61.07-
TOTAL:			2,797.89		2,797.89	2,797.89-
3302 SOCIAL SECURITY CLASSIFIED						
01-2600-0-3302-0000-2460-000-00000	TECHNLG	1,240.00	928.89		928.89	311.11
*ELOP SSC IT Suppr		1,240.00				
01-2600-0-3302-0000-2700-000-00000	SCH ADM	620.00	900.51		900.51	280.51-
*ELOP SSC Cler Sub		620.00				
01-2600-0-3302-0000-3700-000-00000	FOODSER	1,240.00	938.36		938.36	301.64
*ELOP SSC Food Ser		930.00				
*ELOP SSC Food Sup		310.00				
01-2600-0-3302-0000-8200-000-00000	OPER	930.00	255.54		255.54	674.46
*ELOP SSC Custodia		930.00				
01-2600-0-3302-1150-1000-000-00000	INSTR	9,920.00	6,067.99		6,067.99	3,852.01
*ELOP SSC Class Su		620.00				
*ELOP SSC Classifi		9,300.00				
01-2600-0-3302-1150-3140-000-00000	HLTHSER		58.18		58.18	58.18-
TOTAL:		13,950.00	9,149.47		9,149.47	4,800.53
3311 MEDICARE - CERTIFICATED						
01-2600-0-3311-0000-2700-000-00000	SCH ADM	580.00	511.13		511.13	68.87
*StudentSuccessClu		580.00				
01-2600-0-3311-1150-1000-000-00000	INSTR	3,625.00	2,975.99		2,975.99	649.01
*ELOP SSC Certif		3,625.00				
01-2600-0-3311-1150-1000-002-00000	INSTR		117.73		117.73	117.73-
01-2600-0-3311-1150-1000-003-00000	INSTR		60.17		60.17	60.17-
01-2600-0-3311-1150-1000-004-00000	INSTR		137.40		137.40	137.40-
TOTAL:		4,205.00	3,802.42		3,802.42	402.58
3312 MEDICARE - CLASSIFIED						
01-2600-0-3312-0000-2460-000-00000	TECHNLG	290.00	217.26		217.26	72.74
*ELOP SSC IT Suppr		290.00				
01-2600-0-3312-0000-2700-000-00000	SCH ADM	145.00	210.58		210.58	65.58-
*ELOP SSC Cler Sub		145.00				
01-2600-0-3312-0000-3700-000-00000	FOODSER	290.00	219.44		219.44	70.56
*ELOP SSC Food Ser		217.50				
*ELOP SSC Food Sup		72.50				
01-2600-0-3312-0000-8200-000-00000	OPER	217.50	59.76		59.76	157.74
*ELOP SSC Custodia		217.50				
01-2600-0-3312-1150-1000-000-00000	INSTR	2,320.00	1,419.11		1,419.11	900.89
*ELOP SSC Class Su		145.00				
*ELOP SSC Classifi		2,175.00				
01-2600-0-3312-1150-3140-000-00000	HLTHSER		13.61		13.61	13.61-
TOTAL:		3,262.50	2,139.76		2,139.76	1,122.74
3402 HEALTH & WELFARE CLASSIFIED						
01-2600-0-3402-1150-1000-000-00000	INSTR		151.79		151.79	151.79-
TOTAL:			151.79		151.79	151.79-
3501 UNEMPLOYMENT - CERTIFICATED						

FUND :01 GENERAL FUND RESOURCE:2600 EXPAND LEARN OPPORT PROG

	FUNCTION	2025-2026 2ND INTER BUDGET	2025-2026 YTD ACTUAL	2025-2026 YTD ENCUMBER	CALC: 2+3 2025-2026 TOTAL	CALC: 1-4 2025-2026 REMAINING BUDGET
01-2600-0-3501-0000-2700-000-00000	SCH ADM	20.00	17.65		17.65	2.35
*StudentSuccessClu		20.00				
01-2600-0-3501-1150-1000-000-00000	INSTR	125.00	102.77		102.77	22.23
*ELOP SSC Certif		125.00				
01-2600-0-3501-1150-1000-002-00000	INSTR		4.08		4.08	4.08-
01-2600-0-3501-1150-1000-003-00000	INSTR		2.08		2.08	2.08-
01-2600-0-3501-1150-1000-004-00000	INSTR		4.80		4.80	4.80-
TOTAL:		145.00	131.38		131.38	13.62
3502 UNEMPLOYMENT - CLASSIFIED						
01-2600-0-3502-0000-2460-000-00000	TECHNLG	10.00	7.49		7.49	2.51
*ELOP SSC IT Suppr		10.00				
01-2600-0-3502-0000-2700-000-00000	SCH ADM	5.00	7.25		7.25	2.25-
*ELOP SSC Cler Sub		5.00				
01-2600-0-3502-0000-3700-000-00000	FOODSER	10.00	7.54		7.54	2.46
*ELOP SSC Food Ser		7.50				
*ELOP SSC Food Sup		2.50				
01-2600-0-3502-0000-8200-000-00000	OPER	7.50	2.07		2.07	5.43
*ELOP SSC Custodia		7.50				
01-2600-0-3502-1150-1000-000-00000	INSTR	80.00	48.96		48.96	31.04
*ELOP SSC Class Su		5.00				
*ELOP SSC Classifi		75.00				
01-2600-0-3502-1150-3140-000-00000	HLTHSER		0.47		0.47	0.47-
TOTAL:		112.50	73.78		73.78	38.72
3601 WORKERS COMP - CERTIFICATED						
01-2600-0-3601-0000-2700-000-00000	SCH ADM	814.56	727.25		727.25	87.31
*StudentSuccessClu		814.56				
01-2600-0-3601-1150-1000-000-00000	INSTR	5,091.00	4,234.11		4,234.11	856.89
*ELOP SSC Certif		5,091.00				
01-2600-0-3601-1150-1000-002-00000	INSTR		167.49		167.49	167.49-
01-2600-0-3601-1150-1000-003-00000	INSTR		85.60		85.60	85.60-
01-2600-0-3601-1150-1000-004-00000	INSTR		195.45		195.45	195.45-
TOTAL:		5,905.56	5,409.90		5,409.90	495.66
3602 WORKERS COMP - CLASSIFIED						
01-2600-0-3602-0000-2460-000-00000	TECHNLG	407.28	309.08		309.08	98.20
*ELOP SSC IT Suppr		407.28				
01-2600-0-3602-0000-2700-000-00000	SCH ADM	203.64	299.63		299.63	95.99-
*ELOP SSC Cler Sub		203.64				
01-2600-0-3602-0000-3700-000-00000	FOODSER	407.28	312.25		312.25	95.03
*ELOP SSC Food Ser		305.46				
*ELOP SSC Food Sup		101.82				
01-2600-0-3602-0000-8200-000-00000	OPER	305.46	85.03		85.03	220.43
*ELOP SSC Custodia		305.46				
01-2600-0-3602-1150-1000-000-00000	INSTR	3,258.24	2,019.06		2,019.06	1,239.18
*ELOP SSC Class Su		203.64				
*ELOP SSC Classifi		3,054.60				
01-2600-0-3602-1150-3140-000-00000	HLTHSER		19.35		19.35	19.35-
TOTAL:		4,581.90	3,044.40		3,044.40	1,537.50

FUND :01 GENERAL FUND RESOURCE:2600 EXPAND LEARN OPPORT PROG

	FUNCTION	2025-2026 2ND INTER BUDGET	2025-2026 YTD ACTUAL	2025-2026 YTD ENCUMBER	CALC: 2+3 2025-2026 TOTAL	CALC: 1-4 2025-2026 REMAINING BUDGET
TOTAL: 3xxx		147,874.96	87,944.64		87,944.64	59,930.32
4200 BOOKS AND REFERENCE MATERIALS						
01-2600-0-4200-1150-1000-002-00000	INSTR	16,200.00				16,200.00
1ST INTERIM		16,000.00				
2ND INTERIM		200.00				
TOTAL:		16,200.00				16,200.00
4300 SUPPLIES						
01-2600-0-4300-0000-2460-000-00000	TECHNLG	1,000.00	759.40		759.40	240.60
DETAIL LINE		1,000.00				
01-2600-0-4300-1150-1000-000-00000	INSTR	110,500.00	31,881.98	5,390.15	37,272.13	73,227.87
DETAIL LINE		100,000.00				
Summer School Supplies		10,500.00				
01-2600-0-4300-1150-1000-000-06010	INSTR	11,000.00	8,010.25	1,635.46	9,645.71	1,354.29
EPIC WINTER CAMP		10,000.00				
YMCA- EWC		1,000.00				
01-2600-0-4300-1150-4200-002-00506	SCH ATH	1,170.68		58.70	58.70	1,111.98
DETAIL LINE		1,170.68				
01-2600-0-4300-1150-4200-004-00506	SCH ATH	500.00		340.60	340.60	159.40
DETAIL LINE		500.00				
TOTAL:		124,170.68	40,651.63	7,424.91	48,076.54	76,094.14
4341 GAS, OIL LUBE, ETC						
01-2600-0-4341-1150-1000-000-00000	INSTR	1,500.00	1,126.47		1,126.47	373.53
DETAIL LINE		1,500.00				
TOTAL:		1,500.00	1,126.47		1,126.47	373.53
4400 NON-CAPITALIZED EQUIP.						
01-2600-0-4400-1150-1000-000-00000	INSTR	2,500.00	1,292.37		1,292.37	1,207.63
DETAIL LINE		2,500.00				
TOTAL:		2,500.00	1,292.37		1,292.37	1,207.63
TOTAL: 4xxx		144,370.68	43,070.47	7,424.91	50,495.38	93,875.30
5200 TRAVEL & CONFERENCE						
01-2600-0-5200-1150-1000-000-00000	INSTR	3,000.00				3,000.00
DETAIL LINE		3,000.00				
01-2600-0-5200-1150-1000-002-00000	INSTR	1,000.00				1,000.00
2ND INTERIM		1,000.00				
TOTAL:		4,000.00				4,000.00
5600 RENTALS, LEASES & REPAIRS,N.C.						
01-2600-0-5600-1150-1000-000-00000	INSTR	500.00	320.00		320.00	180.00
DETAIL LINE		500.00				
01-2600-0-5600-1150-1000-000-06010	INSTR	5,690.00	5,690.00		5,690.00	
DETAIL LINE		690.00				
YMCA- EWC		5,000.00				
TOTAL:		6,190.00	6,010.00		6,010.00	180.00
5800 PROFES'L/CONSULTG SVCS/OP EXP						

FUND :01 GENERAL FUND RESOURCE:2600 EXPAND LEARN OPPORT PROG

	FUNCTION	2025-2026 2ND INTER BUDGET	2025-2026 YTD ACTUAL	2025-2026 YTD ENCUMBER	CALC: 2+3 2025-2026 TOTAL	CALC: 1-4 2025-2026 REMAINING BUDGET
01-2600-0-5800-1150-1000-000-00000	INSTR	81,000.00	74,025.69	3,892.25	77,917.94	3,082.06
1st Interim Adj		30,000.00				
DETAIL LINE		31,000.00				
EVANS		20,000.00				
01-2600-0-5800-1150-1000-000-06010	INSTR	37,109.87	37,109.87		37,109.87	
EPIC WINTER CAMP		29,069.87				
YMCA- EWC		8,040.00				
01-2600-0-5800-1150-1000-002-00000	INSTR	25,812.52	14,706.26	10,406.26	25,112.52	700.00
DETAIL LINE		5,000.00				
IXL LEARNING		20,812.52				
01-2600-0-5800-1150-1000-003-00000	INSTR	10,406.26	5,203.13	5,203.13	10,406.26	
IXL LEARNING		10,406.26				
01-2600-0-5800-1150-1000-004-00000	INSTR	22,312.47	10,406.24	10,406.23	20,812.47	1,500.00
DETAIL LINE		1,500.00				
IXL LEARNING		20,812.47				
TOTAL:		176,641.12	141,451.19	29,907.87	171,359.06	5,282.06
TOTAL: 5xxx		186,831.12	147,461.19	29,907.87	177,369.06	9,462.06
*SUB-TOTAL:1000-5999		994,076.76	688,288.06	37,332.78	725,620.84	268,455.92
6170 LAND IMPROVEMENTS - DEPRECIABL						
01-2600-0-6170-0000-8500-002-00000	FAC ACQ	150,000.00		27,000.00	27,000.00	123,000.00
SHADE STRUCTURE		150,000.00				
TOTAL:		150,000.00		27,000.00	27,000.00	123,000.00
TOTAL: 6xxx		150,000.00		27,000.00	27,000.00	123,000.00
*SUB-TOTAL:1000-6999		1,144,076.76	688,288.06	64,332.78	752,620.84	391,455.92
7310 TRANSFERS OF INDIRECT COSTS						
01-2600-0-7310-0000-7210-000-00000	COST TR	46,488.22				46,488.22
5.41% INDIRECT COST RATE		46,488.22				
TOTAL:		46,488.22				46,488.22
TOTAL: 7xxx		46,488.22				46,488.22
*SUB-TOTAL:1000-7999		1,190,564.98	688,288.06	64,332.78	752,620.84	437,944.14

FUND :01 GENERAL FUND RESOURCE:3010 IASA-TL I BSC GR LOW INC/NEGLE

	FUNCTION	2025-2026 2ND INTER BUDGET	2025-2026 YTD ACTUAL	2025-2026 YTD ENCUMBER	CALC: 2+3 2025-2026 TOTAL	CALC: 1-4 2025-2026 REMAINING BUDGET
8290 ALL OTHER FEDERAL REVENUES						
01-3010-0-8290-0000-0000-000-00000	REV/BAL	372,901.00	90,317.00		90,317.00	282,584.00
Title I		372,901.00				
TOTAL:		372,901.00	90,317.00		90,317.00	282,584.00
8990 CONTRIBUTIONS FROM REST REV						
01-3010-0-8990-0000-0000-000-00000	REV/BAL	27,517.00				27,517.00
FROM 4127		27,517.00				
TOTAL:		27,517.00				27,517.00
TOTAL: 8xxx		400,418.00	90,317.00		90,317.00	310,101.00
2100 INSTRUCTIONAL AIDE SALARIES						
01-3010-0-2100-1150-1000-002-00000	INSTR	66,340.69	36,913.53	21,852.36	58,765.89	7,574.80
Johnson, Misty		28,946.88				
Rutherford, Kacie		10,468.13				
Willmett, Jennifer		26,925.68				
01-3010-0-2100-1150-1000-003-00000	INSTR	28,093.71	16,802.88	11,705.70	28,508.58	414.87-
Neely, Sierra		28,093.71				
01-3010-0-2100-1150-1000-004-00000	INSTR	70,670.87	34,944.98	9,469.55	44,414.53	26,256.34
Beeson, Elyssa		11,453.67				
Davis, Deedee		25,672.23				
Eldridge, Beneva		21,983.08				
Higgs, Shelly		11,561.89				
TOTAL:		165,105.27	88,661.39	43,027.61	131,689.00	33,416.27
TOTAL: 2xxx		165,105.27	88,661.39	43,027.61	131,689.00	33,416.27
3202 PERS CLASSIFIED						
01-3010-0-3202-1150-1000-002-00000	INSTR	17,785.94	10,280.81	5,447.07	15,727.88	2,058.06
*Johnson, Misty		7,760.66				
*Rutherford, Kacie		2,806.51				
*Willmett, Jennife		7,218.77				
01-3010-0-3202-1150-1000-003-00000	INSTR	7,531.92	4,904.27	2,738.88	7,643.15	111.23-
*Neely, Sierra		7,531.92				
01-3010-0-3202-1150-1000-004-00000	INSTR	18,946.85	9,651.38	2,437.00	12,088.38	6,858.47
*Beeson, Elyssa		3,070.73				
*Davis, Deedee		6,882.72				
*Eldridge, Beneva		5,893.66				
*Higgs, Shelly		3,099.74				
TOTAL:		44,264.71	24,836.46	10,622.95	35,459.41	8,805.30
3302 SOCIAL SECURITY CLASSIFIED						
01-3010-0-3302-1150-1000-002-00000	INSTR	4,113.12	2,136.01	1,354.84	3,490.85	622.27
*Johnson, Misty		1,794.71				
*Rutherford, Kacie		649.02				
*Willmett, Jennife		1,669.39				
01-3010-0-3302-1150-1000-003-00000	INSTR	1,741.81	1,041.77	725.75	1,767.52	25.71-
*Neely, Sierra		1,741.81				
01-3010-0-3302-1150-1000-004-00000	INSTR	4,381.60	2,166.59	632.46	2,799.05	1,582.55

FUND :01 GENERAL FUND
RESOURCE:3010 IASA-TL I BSC GR LOW INC/NEGLE

	FUNCTION	2025-2026 2ND INTER BUDGET	2025-2026 YTD ACTUAL	2025-2026 YTD ENCUMBER	CALC: 2+3 2025-2026 TOTAL	CALC: 1-4 2025-2026 REMAINING BUDGET
*Beeson, Elyssa		710.13				
*Davis, Deedee		1,591.68				
*Eldridge, Beneva		1,362.95				
*Higgs, Shelly		716.84				
TOTAL:		10,236.53	5,344.37	2,713.05	8,057.42	2,179.11
3312 MEDICARE - CLASSIFIED						
01-3010-0-3312-1150-1000-002-00000	INSTR	961.94	499.55	316.86	816.41	145.53
*Johnson, Misty		419.73				
*Rutherford, Kacie		151.79				
*Willmett, Jennife		390.42				
01-3010-0-3312-1150-1000-003-00000	INSTR	407.36	243.67	169.73	413.40	6.04-
*Neely, Sierra		407.36				
01-3010-0-3312-1150-1000-004-00000	INSTR	1,024.73	506.69	147.91	654.60	370.13
*Beeson, Elyssa		166.08				
*Davis, Deedee		372.25				
*Eldridge, Beneva		318.75				
*Higgs, Shelly		167.65				
TOTAL:		2,394.03	1,249.91	634.50	1,884.41	509.62
3401 HEALTH & WELFARE CERTIFICATED						
01-3010-0-3401-1150-1000-002-10004	INSTR		847.18		847.18	847.18-
01-3010-0-3401-1150-1000-004-10004	INSTR		847.18		847.18	847.18-
TOTAL:			1,694.36		1,694.36	1,694.36-
3402 HEALTH & WELFARE CLASSIFIED						
01-3010-0-3402-1150-1000-002-00000	INSTR	9,900.00	6,633.34	3,790.45	10,423.79	523.79-
Johnson, Misty,H&W		9,900.00				
01-3010-0-3402-1150-1000-003-00000	INSTR	11,314.29	6,600.02	3,771.42	10,371.44	942.85
Neely, Sierra,H&W		11,314.29				
01-3010-0-3402-1150-1000-003-10005	INSTR		943.80		943.80	943.80-
01-3010-0-3402-1150-1000-004-00000	INSTR	8,208.38	3,632.99	354.38	3,987.37	4,221.01
Davis, Deedee,H&W		8,208.38				
01-3010-0-3402-1150-1000-004-10005	INSTR		687.50		687.50	687.50-
TOTAL:		29,422.67	18,497.65	7,916.25	26,413.90	3,008.77
3502 UNEMPLOYMENT - CLASSIFIED						
01-3010-0-3502-1150-1000-002-00000	INSTR	33.16	17.21	10.03	27.24	5.92
*Johnson, Misty		14.47				
*Rutherford, Kacie		5.23				
*Willmett, Jennife		13.46				
01-3010-0-3502-1150-1000-003-00000	INSTR	14.05	8.40	5.85	14.25	0.20-
*Neely, Sierra		14.05				
01-3010-0-3502-1150-1000-004-00000	INSTR	35.34	17.49	4.73	22.22	13.12
*Beeson, Elyssa		5.73				
*Davis, Deedee		12.84				
*Eldridge, Beneva		10.99				
*Higgs, Shelly		5.78				
TOTAL:		82.55	43.10	20.61	63.71	18.84
3602 WORKERS COMP - CLASSIFIED						

FUND :01 GENERAL FUND RESOURCE:3010 IASA-TL I BSC GR LOW INC/NEGLE

	FUNCTION	2025-2026 2ND INTER BUDGET	2025-2026 YTD ACTUAL	2025-2026 YTD ENCUMBER	CALC: 2+3 2025-2026 TOTAL	CALC: 1-4 2025-2026 REMAINING BUDGET
01-3010-0-3602-1150-1000-002-00000	INSTR	1,350.95	710.78	443.37	1,154.15	196.80
*Johnson, Misty		589.47				
*Rutherford, Kacie		213.17				
*Willmett, Jennife		548.31				
01-3010-0-3602-1150-1000-003-00000	INSTR	572.10	346.66	241.49	588.15	16.05-
*Neely, Sierra		572.10				
01-3010-0-3602-1150-1000-004-00000	INSTR	1,439.14	720.90	195.36	916.26	522.88
*Beeson, Elyssa		233.24				
*Davis, Deedee		522.79				
*Eldridge, Beneva		447.66				
*Higgs, Shelly		235.45				
TOTAL:		3,362.19	1,778.34	880.22	2,658.56	703.63
TOTAL: 3xxx		89,762.68	53,444.19	22,787.58	76,231.77	13,530.91
5710 TRANSFERS OF DIRECT COSTS						
01-3010-0-5710-1150-1000-000-00000	INSTR	101,487.80				101,487.80
FROM 0000		101,487.80				
TOTAL:		101,487.80				101,487.80
5864 CO-OP / SCOE						
01-3010-0-5864-0000-2150-000-00000	SP PR A	6,649.50	6,649.50		6,649.50	
DETAIL LINE		6,649.50				
TOTAL:		6,649.50	6,649.50		6,649.50	
TOTAL: 5xxx		108,137.30	6,649.50		6,649.50	101,487.80
*SUB-TOTAL:1000-5999		363,005.25	148,755.08	65,815.19	214,570.27	148,434.98
7310 TRANSFERS OF INDIRECT COSTS						
01-3010-0-7310-0000-7210-000-00000	COST TR	37,412.75				37,412.75
5.41% INDIRECT COST RATE		37,412.75				
TOTAL:		37,412.75				37,412.75
TOTAL: 7xxx		37,412.75				37,412.75
*SUB-TOTAL:1000-7999		400,418.00	148,755.08	65,815.19	214,570.27	185,847.73

FUND :01 GENERAL FUND RESOURCE:3310 SP ED-BASIC GRT ENT PL94-142

	FUNCTION	2025-2026 2ND INTER BUDGET	2025-2026 YTD ACTUAL	2025-2026 YTD ENCUMBER	CALC: 2+3 2025-2026 TOTAL	CALC: 1-4 2025-2026 REMAINING BUDGET
8181 SPEC EDUCACTION-ENTITLEMENT						
01-3310-0-8181-5001-0000-000-00000	REV/BAL	328,336.20				328,336.20
DEF REV		146,819.89				
DETAIL LINE		181,516.31				
TOTAL:		328,336.20				328,336.20
TOTAL: 8xxx		328,336.20				328,336.20
1100 CERTIFICATED TEACHERS SALARIES						
01-3310-0-1100-5760-1120-004-00000	SE RSP	96,726.00	56,474.38	40,302.55	96,776.93	50.93-
Bammerlin, Jessica		96,726.00				
TOTAL:		96,726.00	56,474.38	40,302.55	96,776.93	50.93-
TOTAL: 1xxx		96,726.00	56,474.38	40,302.55	96,776.93	50.93-
2100 INSTRUCTIONAL AIDE SALARIES						
01-3310-0-2100-5760-1120-004-00000	SE RSP	35,941.13	21,362.91	14,975.45	36,338.36	397.23-
Heller, Brenda		35,941.13				
TOTAL:		35,941.13	21,362.91	14,975.45	36,338.36	397.23-
TOTAL: 2xxx		35,941.13	21,362.91	14,975.45	36,338.36	397.23-
3101 STRS CERTIFICATED						
01-3310-0-3101-5760-1120-004-00000	SE RSP	18,474.67	11,456.37	6,718.06	18,174.43	300.24
*Bammerlin, Jessic		18,474.67				
TOTAL:		18,474.67	11,456.37	6,718.06	18,174.43	300.24
3202 PERS CLASSIFIED						
01-3310-0-3202-5760-1120-004-00000	SE RSP	9,635.82	6,238.37	3,503.93	9,742.30	106.48-
*Heller, Brenda		9,635.82				
TOTAL:		9,635.82	6,238.37	3,503.93	9,742.30	106.48-
3302 SOCIAL SECURITY CLASSIFIED						
01-3310-0-3302-5760-1120-004-00000	SE RSP	2,228.35	1,324.53	928.48	2,253.01	24.66-
*Heller, Brenda		2,228.35				
TOTAL:		2,228.35	1,324.53	928.48	2,253.01	24.66-
3311 MEDICARE - CERTIFICATED						
01-3310-0-3311-5760-1120-004-00000	SE RSP	1,402.53	685.93	584.38	1,270.31	132.22
*Bammerlin, Jessic		1,402.53				
TOTAL:		1,402.53	685.93	584.38	1,270.31	132.22
3312 MEDICARE - CLASSIFIED						
01-3310-0-3312-5760-1120-004-00000	SE RSP	521.15	309.77	217.14	526.91	5.76-
*Heller, Brenda		521.15				
TOTAL:		521.15	309.77	217.14	526.91	5.76-
3401 HEALTH & WELFARE CERTIFICATED						
01-3310-0-3401-5760-1120-004-00000	SE RSP	13,133.40	8,844.40	4,422.20	13,266.60	133.20-
Bammerlin, Jessica,H&W		13,133.40				

FUND :01 GENERAL FUND RESOURCE:3310 SP ED-BASIC GRT ENT PL94-142

	FUNCTION	2025-2026 2ND INTER BUDGET	2025-2026 YTD ACTUAL	2025-2026 YTD ENCUMBER	CALC: 2+3 2025-2026 TOTAL	CALC: 1-4 2025-2026 REMAINING BUDGET
TOTAL:		13,133.40	8,844.40	4,422.20	13,266.60	133.20-
3402 HEALTH & WELFARE CLASSIFIED						
01-3310-0-3402-5760-1120-004-00000	SE RSP	13,200.00	3,058.54	572.36	3,630.90	9,569.10
Heller, Brenda,H&W		13,200.00				
TOTAL:		13,200.00	3,058.54	572.36	3,630.90	9,569.10
3501 UNEMPLOYMENT - CERTIFICATED						
01-3310-0-3501-5760-1120-004-00000	SE RSP	48.36	23.66	16.53	40.19	8.17
*Bammerlin, Jessic		48.36				
TOTAL:		48.36	23.66	16.53	40.19	8.17
3502 UNEMPLOYMENT - CLASSIFIED						
01-3310-0-3502-5760-1120-004-00000	SE RSP	17.97	10.70	7.49	18.19	0.22-
*Heller, Brenda		17.97				
TOTAL:		17.97	10.70	7.49	18.19	0.22-
3601 WORKERS COMP - CERTIFICATED						
01-3310-0-3601-5760-1120-004-00000	SE RSP	1,969.73	975.90	801.58	1,777.48	192.25
*Bammerlin, Jessic		1,969.73				
TOTAL:		1,969.73	975.90	801.58	1,777.48	192.25
3602 WORKERS COMP - CLASSIFIED						
01-3310-0-3602-5760-1120-004-00000	SE RSP	731.91	440.73	308.94	749.67	17.76-
*Heller, Brenda		731.91				
TOTAL:		731.91	440.73	308.94	749.67	17.76-
TOTAL: 3xxx		61,363.89	33,368.90	18,081.09	51,449.99	9,913.90
5710 TRANSFERS OF DIRECT COSTS						
01-3310-0-5710-5760-1120-004-00000	SE RSP	123,843.07				123,843.07
5.41% INDIRECT COST RATE		10,462.11-				
FROM 6500		134,305.18				
TOTAL:		123,843.07				123,843.07
TOTAL: 5xxx		123,843.07				123,843.07
*SUB-TOTAL:1000-5999		317,874.09	111,206.19	73,359.09	184,565.28	133,308.81
7310 TRANSFERS OF INDIRECT COSTS						
01-3310-0-7310-5001-7210-000-00000	COST TR	10,462.11				10,462.11
5.41% INDIRECT COST RATE		10,462.11				
TOTAL:		10,462.11				10,462.11
TOTAL: 7xxx		10,462.11				10,462.11
*SUB-TOTAL:1000-7999		328,336.20	111,206.19	73,359.09	184,565.28	143,770.92

FUND :01 GENERAL FUND RESOURCE:3327 SP.ED.MENTAL HEALTH ALLOC.PLAN

	FUNCTION	2025-2026 2ND INTER BUDGET	2025-2026 YTD ACTUAL	2025-2026 YTD ENCUMBER	CALC: 2+3 2025-2026 TOTAL	CALC: 1-4 2025-2026 REMAINING BUDGET
8182 SPEC ED-DISCRETIONARY GRANTS						
01-3327-0-8182-0000-0000-000-00000	REV/BAL		10,428.00		10,428.00	10,428.00-
01-3327-0-8182-5001-0000-000-00000	REV/BAL	12,687.00				12,687.00
DETAIL LINE		12,687.00				
TOTAL:		12,687.00	10,428.00		10,428.00	2,259.00
TOTAL: 8xxx		12,687.00	10,428.00		10,428.00	2,259.00
5100 SUBAGREEMENTS FOR SERVICES						
01-3327-0-5100-5760-1110-000-00000	SP SEPC	12,687.00	12,687.00		12,687.00	
DETAIL LINE		12,687.00				
TOTAL:		12,687.00	12,687.00		12,687.00	
TOTAL: 5xxx		12,687.00	12,687.00		12,687.00	
*SUB-TOTAL:1000-5999		12,687.00	12,687.00		12,687.00	

FUND :01 GENERAL FUND RESOURCE:3386 SPECIAL ED: IDEA QUALITY ASSUR

	FUNCTION	2025-2026 2ND INTER BUDGET	2025-2026 YTD ACTUAL	2025-2026 YTD ENCUMBER	CALC: 2+3 2025-2026 TOTAL	CALC: 1-4 2025-2026 REMAINING BUDGET
8182 SPEC ED-DISCRETIONARY GRANTS						
01-3386-0-8182-5001-0000-000-00000	REV/BAL	31,000.00				31,000.00
DETAIL LINE		31,000.00				
TOTAL:		31,000.00				31,000.00
TOTAL: 8xxx		31,000.00				31,000.00
2100 INSTRUCTIONAL AIDE SALARIES						
01-3386-0-2100-5760-1120-002-00000	SE RSP	14,655.39	7,892.87		7,892.87	6,762.52
Rutherford, Kacie		14,655.39				
TOTAL:		14,655.39	7,892.87		7,892.87	6,762.52
TOTAL: 2xxx		14,655.39	7,892.87		7,892.87	6,762.52
3202 PERS CLASSIFIED						
01-3386-0-3202-5760-1120-002-00000	SE RSP	3,929.11	2,192.09		2,192.09	1,737.02
*Rutherford, Kacie		3,929.11				
TOTAL:		3,929.11	2,192.09		2,192.09	1,737.02
3302 SOCIAL SECURITY CLASSIFIED						
01-3386-0-3302-5760-1120-002-00000	SE RSP	908.63	489.37		489.37	419.26
*Rutherford, Kacie		908.63				
TOTAL:		908.63	489.37		489.37	419.26
3312 MEDICARE - CLASSIFIED						
01-3386-0-3312-5760-1120-002-00000	SE RSP	212.50	114.44		114.44	98.06
*Rutherford, Kacie		212.50				
TOTAL:		212.50	114.44		114.44	98.06
3502 UNEMPLOYMENT - CLASSIFIED						
01-3386-0-3502-5760-1120-002-00000	SE RSP	7.33	3.96		3.96	3.37
*Rutherford, Kacie		7.33				
TOTAL:		7.33	3.96		3.96	3.37
3602 WORKERS COMP - CLASSIFIED						
01-3386-0-3602-5760-1120-002-00000	SE RSP	298.44	162.83		162.83	135.61
*Rutherford, Kacie		298.44				
TOTAL:		298.44	162.83		162.83	135.61
TOTAL: 3xxx		5,356.01	2,962.69		2,962.69	2,393.32
5899 UNAPPROPRIATED REVENUE						
01-3386-0-5899-5760-1120-000-00000	SE RSP	10,014.80				10,014.80
DETAIL LINE		10,014.80				
TOTAL:		10,014.80				10,014.80
TOTAL: 5xxx		10,014.80				10,014.80
*SUB-TOTAL:1000-5999		30,026.20	10,855.56		10,855.56	19,170.64
7310 TRANSFERS OF INDIRECT COSTS						

FUND :01 GENERAL FUND RESOURCE:3386 SPECIAL ED: IDEA QUALITY ASSUR

	FUNCTION	2025-2026 2ND INTER BUDGET	2025-2026 YTD ACTUAL	2025-2026 YTD ENCUMBER	CALC: 2+3 2025-2026 TOTAL	CALC: 1-4 2025-2026 REMAINING BUDGET
01-3386-0-7310-5001-7210-000-00000	COST TR	973.80				973.80
5.41% INDIRECT COST RATE		973.80				
TOTAL:		973.80				973.80
TOTAL: 7xxx		973.80				973.80
*SUB-TOTAL:1000-7999		31,000.00	10,855.56		10,855.56	20,144.44

FUND :01 GENERAL FUND RESOURCE:4035 TITLE 2A, TEACHER QUALITY

	FUNCTION	2025-2026 2ND INTER BUDGET	2025-2026 YTD ACTUAL	2025-2026 YTD ENCUMBER	CALC: 2+3 2025-2026 TOTAL	CALC: 1-4 2025-2026 REMAINING BUDGET
8290 ALL OTHER FEDERAL REVENUES						
01-4035-0-8290-0000-0000-000-00000	REV/BAL	44,328.00	11,855.00		11,855.00	32,473.00
Title IIA		44,328.00				
TOTAL:		44,328.00	11,855.00		11,855.00	32,473.00
8980 CONTRIBUTIONS FR UNRESTR REV						
01-4035-0-8980-0000-0000-000-00000	REV/BAL	49,638.14				49,638.14
5.41% INDIRECT COST RATE		5,407.30				
DETAIL LINE		44,230.84				
TOTAL:		49,638.14				49,638.14
TOTAL: 8xxx		93,966.14	11,855.00		11,855.00	82,111.14
1100 CERTIFICATED TEACHERS SALARIES						
01-4035-0-1100-1150-1000-004-00000	INSTR	61,449.00	39,446.59	27,359.60	66,806.19	5,357.19-
Stewart, Samual		61,449.00				
TOTAL:		61,449.00	39,446.59	27,359.60	66,806.19	5,357.19-
TOTAL: 1xxx		61,449.00	39,446.59	27,359.60	66,806.19	5,357.19-
3101 STRS CERTIFICATED						
01-4035-0-3101-1150-1000-004-00000	INSTR	11,736.76	8,047.13	4,560.59	12,607.72	870.96-
*Stewart, Samual		11,736.76				
TOTAL:		11,736.76	8,047.13	4,560.59	12,607.72	870.96-
3311 MEDICARE - CERTIFICATED						
01-4035-0-3311-1150-1000-004-00000	INSTR	891.01	572.03	396.71	968.74	77.73-
*Stewart, Samual		891.01				
TOTAL:		891.01	572.03	396.71	968.74	77.73-
3401 HEALTH & WELFARE CERTIFICATED						
01-4035-0-3401-1150-1000-004-00000	INSTR	13,200.00	6,627.75	4,422.20	11,049.95	2,150.05
Stewart, Samual,H&W		13,200.00				
TOTAL:		13,200.00	6,627.75	4,422.20	11,049.95	2,150.05
3501 UNEMPLOYMENT - CERTIFICATED						
01-4035-0-3501-1150-1000-004-00000	INSTR	30.72	19.68	13.68	33.36	2.64-
*Stewart, Samual		30.72				
TOTAL:		30.72	19.68	13.68	33.36	2.64-
3601 WORKERS COMP - CERTIFICATED						
01-4035-0-3601-1150-1000-004-00000	INSTR	1,251.35	813.82	564.43	1,378.25	126.90-
*Stewart, Samual		1,251.35				
TOTAL:		1,251.35	813.82	564.43	1,378.25	126.90-
TOTAL: 3xxx		27,109.84	16,080.41	9,957.61	26,038.02	1,071.82
*SUB-TOTAL:1000-5999		88,558.84	55,527.00	37,317.21	92,844.21	4,285.37-
7310 TRANSFERS OF INDIRECT COSTS						

FUND :01 GENERAL FUND RESOURCE:4035 TITLE 2A, TEACHER QUALITY

	FUNCTION	2025-2026 2ND INTER BUDGET	2025-2026 YTD ACTUAL	2025-2026 YTD ENCUMBER	CALC: 2+3 2025-2026 TOTAL	CALC: 1-4 2025-2026 REMAINING BUDGET
01-4035-0-7310-0000-7210-000-00000	COST TR	5,407.30				5,407.30
5.41% INDIRECT COST RATE		5,407.30				
TOTAL:		5,407.30				5,407.30
TOTAL: 7xxx		5,407.30				5,407.30
*SUB-TOTAL:1000-7999		93,966.14	55,527.00	37,317.21	92,844.21	1,121.93

FUND :01 GENERAL FUND RESOURCE:4127 ESEA: TITLE IV STUDENT SUPPORT

	FUNCTION	2025-2026 2ND INTER BUDGET	2025-2026 YTD ACTUAL	2025-2026 YTD ENCUMBER	CALC: 2+3 2025-2026 TOTAL	CALC: 1-4 2025-2026 REMAINING BUDGET
8290 ALL OTHER FEDERAL REVENUES						
01-4127-0-8290-0000-0000-000-00000	REV/BAL	27,517.00	7,502.00		7,502.00	20,015.00
Title IV		27,517.00				
TOTAL:		27,517.00	7,502.00		7,502.00	20,015.00
8990 CONTRIBUTIONS FROM REST REV						
01-4127-0-8990-0000-0000-000-00000	REV/BAL	27,517.00-				27,517.00-
TO 3010		27,517.00-				
TOTAL:		27,517.00-				27,517.00-
TOTAL: 8xxx			7,502.00		7,502.00	7,502.00-

FUND :01 GENERAL FUND RESOURCE:5810 OTHER FEDERAL

	FUNCTION	2025-2026 2ND INTER BUDGET	2025-2026 YTD ACTUAL	2025-2026 YTD ENCUMBER	CALC: 2+3 2025-2026 TOTAL	CALC: 1-4 2025-2026 REMAINING BUDGET
8290 ALL OTHER FEDERAL REVENUES						
01-5810-0-8290-0000-0000-000-00000	REV/BAL	45,709.00	17,128.44		17,128.44	28,580.56
DETAIL LINE		45,709.00				
TOTAL:		45,709.00	17,128.44		17,128.44	28,580.56
8980 CONTRIBUTIONS FR UNRESTR REV						
01-5810-0-8980-0000-0000-000-00000	REV/BAL	24,699.00				24,699.00
FROM 5850		24,699.00				
TOTAL:		24,699.00				24,699.00
TOTAL: 8xxx		70,408.00	17,128.44		17,128.44	53,279.56
2100 INSTRUCTIONAL AIDE SALARIES						
01-5810-0-2100-1150-1000-000-00000	INSTR	30,598.55	18,740.89	10,709.08	29,449.97	1,148.58
Bickford, Deborah		30,598.55				
TOTAL:		30,598.55	18,740.89	10,709.08	29,449.97	1,148.58
TOTAL: 2xxx		30,598.55	18,740.89	10,709.08	29,449.97	1,148.58
3202 PERS CLASSIFIED						
01-5810-0-3202-1150-1000-000-00000	INSTR	8,203.47	5,024.46	2,871.10	7,895.56	307.91
*Bickford, Deborah		8,203.47				
TOTAL:		8,203.47	5,024.46	2,871.10	7,895.56	307.91
3302 SOCIAL SECURITY CLASSIFIED						
01-5810-0-3302-1150-1000-000-00000	INSTR	1,897.11	1,161.93	663.96	1,825.89	71.22
*Bickford, Deborah		1,897.11				
TOTAL:		1,897.11	1,161.93	663.96	1,825.89	71.22
3312 MEDICARE - CLASSIFIED						
01-5810-0-3312-1150-1000-000-00000	INSTR	443.68	271.74	155.28	427.02	16.66
*Bickford, Deborah		443.68				
TOTAL:		443.68	271.74	155.28	427.02	16.66
3401 HEALTH & WELFARE CERTIFICATED						
01-5810-0-3401-1150-1000-004-10004	INSTR		847.18		847.18	847.18-
TOTAL:			847.18		847.18	847.18-
3402 HEALTH & WELFARE CLASSIFIED						
01-5810-0-3402-1150-1000-000-00000	INSTR	6,566.70	3,313.85	2,211.10	5,524.95	1,041.75
Bickford, Deborah,H&W		6,566.70				
TOTAL:		6,566.70	3,313.85	2,211.10	5,524.95	1,041.75
3502 UNEMPLOYMENT - CLASSIFIED						
01-5810-0-3502-1150-1000-000-00000	INSTR	15.30	9.38	5.35	14.73	0.57
*Bickford, Deborah		15.30				
TOTAL:		15.30	9.38	5.35	14.73	0.57
3602 WORKERS COMP - CLASSIFIED						
01-5810-0-3602-1150-1000-000-00000	INSTR	623.11	386.61	220.93	607.54	15.57

FUND :01 GENERAL FUND RESOURCE:5810 OTHER FEDERAL

	FUNCTION	2025-2026 2ND INTER BUDGET	2025-2026 YTD ACTUAL	2025-2026 YTD ENCUMBER	CALC: 2+3 2025-2026 TOTAL	CALC: 1-4 2025-2026 REMAINING BUDGET
*Bickford, Deborah		623.11				
TOTAL:		623.11	386.61	220.93	607.54	15.57
TOTAL: 3xxx		17,749.37	11,015.15	6,127.72	17,142.87	606.50
5710 TRANSFERS OF DIRECT COSTS						
01-5810-0-5710-1150-1000-000-00000	INSTR	21,960.58				21,960.58
FROM 0000		21,960.58				
TOTAL:		21,960.58				21,960.58
5800 PROFES'L/CONSULTG SVCS/OP EXP						
01-5810-0-5800-1150-1000-000-00000	INSTR	99.50		99.50	99.50	
DETAIL LINE		99.50				
TOTAL:		99.50		99.50	99.50	
TOTAL: 5xxx		22,060.08		99.50	99.50	21,960.58
*SUB-TOTAL:1000-5999		70,408.00	29,756.04	16,936.30	46,692.34	23,715.66

FUND :01 GENERAL FUND RESOURCE:5850 SMALL/RURAL GRANT TITLE VI SP1

	FUNCTION	2025-2026 2ND INTER BUDGET	2025-2026 YTD ACTUAL	2025-2026 YTD ENCUMBER	CALC: 2+3 2025-2026 TOTAL	CALC: 1-4 2025-2026 REMAINING BUDGET
8290 ALL OTHER FEDERAL REVENUES						
01-5850-0-8290-0000-0000-000-00000	REV/BAL	24,699.00				24,699.00
DETAIL LINE		24,699.00				
TOTAL:		24,699.00				24,699.00
8980 CONTRIBUTIONS FR UNRESTR REV						
01-5850-0-8980-0000-0000-000-00000	REV/BAL	24,699.00-				24,699.00-
TO RS 5810		24,699.00-				
TOTAL:		24,699.00-				24,699.00-
TOTAL: 8xxx						

FUND :01 GENERAL FUND RESOURCE:6010 AFTER SCH. ED. & SAFETY ASES

	FUNCTION	2025-2026 2ND INTER BUDGET	2025-2026 YTD ACTUAL	2025-2026 YTD ENCUMBER	CALC: 2+3 2025-2026 TOTAL	CALC: 1-4 2025-2026 REMAINING BUDGET
8677 INTERAGENCY SERV BETWN LEA'S						
01-6010-0-8677-0000-0000-002-00000	REV/BAL	115,452.00	115,664.26		115,664.26	212.26-
EV SAFE		115,452.00				
01-6010-0-8677-0000-0000-003-00000	REV/BAL		93,963.35		93,963.35	93,963.35-
01-6010-0-8677-0000-0000-004-00000	REV/BAL	153,950.00	95,678.93		95,678.93	58,271.07
JSS SAFE		153,950.00				
TOTAL:		269,402.00	305,306.54		305,306.54	35,904.54-
8990 CONTRIBUTIONS FROM REST REV						
01-6010-0-8990-0000-0000-000-00000	REV/BAL	538,438.25				538,438.25
5% INDIRECT COST RATE		21,915.40				
FROM 2600		516,522.85				
TOTAL:		538,438.25				538,438.25
TOTAL: 8xxx		807,840.25	305,306.54		305,306.54	502,533.71
1100 CERTIFICATED TEACHERS SALARIES						
01-6010-0-1100-7110-1000-002-00000	INSTR		3,342.50		3,342.50	3,342.50-
TOTAL:			3,342.50		3,342.50	3,342.50-
1170 CERTIFICATED TEACHER SUBSTITUT						
01-6010-0-1170-7110-1000-000-00000	INSTR	5,000.00				5,000.00
SAFE Cert Sub Dist Wide		5,000.00				
TOTAL:		5,000.00				5,000.00
TOTAL: 1xxx		5,000.00	3,342.50		3,342.50	1,657.50
2100 INSTRUCTIONAL AIDE SALARIES						
01-6010-0-2100-7110-1000-002-00000	INSTR	96,347.62	61,105.29	38,808.61	99,913.90	3,566.28-
Dean, Stevie		3,860.56				
Duff, Amber		8,374.51				
Graham, Tawny		5,662.97				
Heller, Mia		6,257.09				
Howell, Madison		7,982.22				
Jerry, Tracey		9,421.32				
Johnson, Misty		4,824.48				
Knight, Cheryl		1,069.30				
Kwasnikow, Shelina		2,177.41				
Maytum, Annie		16,582.44				
McClure, Hailey		2,453.47				
Neely, Kierstyn		2,051.51				
O'Brien, Becky		12,198.69				
Safe-Vacant		1,166.51				
Schuck, Haley		7,153.22				
Tanner, Jamie		2,664.13				
Willmett, Jennifer		2,447.79				
01-6010-0-2100-7110-1000-003-00000	INSTR	81,327.31	49,521.57	24,524.80	74,046.37	7,280.94
Abono, Sophia		9,101.22				
Holder, Rhyan		6,825.92				
Juelfs, Randi		9,060.74				

FUND :01 GENERAL FUND RESOURCE:6010 AFTER SCH. ED. & SAFETY ASES

	FUNCTION	2025-2026 2ND INTER BUDGET	2025-2026 YTD ACTUAL	2025-2026 YTD ENCUMBER	CALC: 2+3 2025-2026 TOTAL	CALC: 1-4 2025-2026 REMAINING BUDGET
Kimball, Karri		5,766.52				
Leyva, Monica		9,226.44				
Michels, Melissa		9,680.16				
Morales, Chelsie		9,157.00				
Neely, Sierra		4,682.28				
Osterberg, Christina		2,299.10				
Rizzardo, Marissa		2,375.68				
Saul, Brittany		2,265.19				
Torres, Veronica		10,887.06				
01-6010-0-2100-7110-1000-004-00000	INSTR	68,680.27	42,860.99	27,963.29	70,824.28	2,144.01-
Ahonen, Peter		2,616.29				
Beeson, Elyssa		2,643.15				
Clifford, Robert		3,353.79				
Crowley, Ashley		898.94				
Davis, Deedee		15,403.34				
Eldridge, Beneva		7,327.69				
Elmore, Lisa		8,695.24				
Higgs, Shelly		1,439.34				
Luquin, Jordan		5,808.09				
Maughs, Hannah		14,213.52				
Ruiz, Cheyenne		6,280.88				
TOTAL:		246,355.20	153,487.85	91,296.70	244,784.55	1,570.65
2170 INSTRUCTIONAL AIDE SUBSTITUTE						
01-6010-0-2170-7110-1000-002-00000	INSTR	12,000.00	10,676.32		10,676.32	1,323.68
Classified Subs EVG SAFE		12,000.00				
01-6010-0-2170-7110-1000-003-00000	INSTR	10,000.00	8,116.80		8,116.80	1,883.20
Classified Subs GSS SAFE		10,000.00				
01-6010-0-2170-7110-1000-004-00000	INSTR	2,000.00	721.88		721.88	1,278.12
Classified Subs JSS SAFE		2,000.00				
TOTAL:		24,000.00	19,515.00		19,515.00	4,485.00
2200 CLASSIFIED SUPPORT SALARIES						
01-6010-0-2200-7110-8200-002-00000	OPER	16,644.67	7,948.35	4,929.20	12,877.55	3,767.12
Creager, Jim		9,866.86				
Filaccio, Richard		6,777.81				
01-6010-0-2200-7110-8200-003-00000	OPER	16,661.24	8,080.56	5,011.20	13,091.76	3,569.48
Betz, Richard		16,661.24				
01-6010-0-2200-7110-8200-004-00000	OPER	11,303.78	5,477.11	2,936.80	8,413.91	2,889.87
Higglin, John		6,577.91				
Stier, Kyle		3,030.72				
Withem, Kyle		1,695.15				
TOTAL:		44,609.69	21,506.02	12,877.20	34,383.22	10,226.47
2300 CLASSIFIED SUPERV & ADMIN SAL						
01-6010-0-2300-7110-2100-002-00000	INST SU	35,691.50	19,679.31	14,056.65	33,735.96	1,955.54
Conner, Kiersten		35,691.50				
01-6010-0-2300-7110-2100-003-00000	INST SU	35,050.54	19,321.20	12,799.05	32,120.25	2,930.29
Shonk, Rebekah		35,050.54				
01-6010-0-2300-7110-2100-004-00000	INST SU	36,407.94	20,073.06	14,337.90	34,410.96	1,996.98

FUND :01 GENERAL FUND RESOURCE:6010 AFTER SCH. ED. & SAFETY ASES

	FUNCTION	2025-2026 2ND INTER BUDGET	2025-2026 YTD ACTUAL	2025-2026 YTD ENCUMBER	CALC: 2+3 2025-2026 TOTAL	CALC: 1-4 2025-2026 REMAINING BUDGET
Moore, Erin		36,407.94				
TOTAL:		107,149.98	59,073.57	41,193.60	100,267.17	6,882.81
TOTAL: 2xxx		422,114.87	253,582.44	145,367.50	398,949.94	23,164.93
3101 STRS CERTIFICATED						
01-6010-0-3101-7110-1000-000-00000	INSTR	955.00				955.00
*SAFE Cert Sub Dis		955.00				
TOTAL:		955.00				955.00
3202 PERS CLASSIFIED						
01-6010-0-3202-7110-1000-002-00000	INSTR	29,048.00	13,870.25	8,004.60	21,874.85	7,173.15
*Classified Subs E		3,217.20				
*Dean, Stevie		1,035.02				
*Duff, Amber		2,245.21				
*Graham, Tawny		1,518.24				
*Heller, Mia		1,677.53				
*Howell, Madison		2,140.03				
*Jerry, Tracey		2,525.86				
*Johnson, Misty		1,293.44				
*Knight, Cheryl		286.68				
*Kwasnikow, Shelin		583.76				
*Maytum, Annie		4,445.75				
*McClure, Hailey		657.78				
*Neely, Kierstyn		550.01				
*O'Brien, Becky		3,270.47				
*Safe-Vacant		312.74				
*Schuck, Haley		1,917.78				
*Tanner, Jamie		714.25				
*Willmett, Jennife		656.25				
01-6010-0-3202-7110-1000-003-00000	INSTR	24,484.85	11,686.32	5,286.04	16,972.36	7,512.49
*Abono, Sophia		2,440.04				
*Classified Subs G		2,681.00				
*Holder, Rhyan		1,830.03				
*Juelfs, Randi		2,429.18				
*Kimball, Karri		1,546.00				
*Leyva, Monica		2,473.61				
*Michels, Melissa		2,595.25				
*Morales, Chelsie		2,454.99				
*Neely, Sierra		1,255.32				
*Osterberg, Christ		616.39				
*Rizzardo, Marissa		636.92				
*Saul, Brittany		607.30				
*Torres, Veronica		2,918.82				
01-6010-0-3202-7110-1000-004-00000	INSTR	18,949.38	11,896.37	7,711.24	19,607.61	658.23-
*Ahonen, Peter		701.43				
*Beeson, Elyssa		708.63				
*Classified Subs J		536.20				
*Clifford, Robert		899.15				
*Crowley, Ashley		241.01				

FUND :01 GENERAL FUND RESOURCE:6010 AFTER SCH. ED. & SAFETY ASES

	FUNCTION	2025-2026 2ND INTER BUDGET	2025-2026 YTD ACTUAL	2025-2026 YTD ENCUMBER	CALC: 2+3 2025-2026 TOTAL	CALC: 1-4 2025-2026 REMAINING BUDGET
*Davis, Deedee		4,129.64				
*Eldridge, Beneva		1,964.55				
*Elmore, Lisa		2,331.19				
*Higgs, Shelly		385.89				
*Luquin, Jordan		1,557.15				
*Maughs, Hannah		3,810.64				
*Ruiz, Cheyenne		1,683.90				
01-6010-0-3202-7110-2100-002-00000	INST SU	9,568.89	5,755.68	3,288.95	9,044.63	524.26
*Conner, Kiersten		9,568.89				
01-6010-0-3202-7110-2100-003-00000	INST SU	9,397.05	5,659.66	3,221.52	8,881.18	515.87
*Shonk, Rebekah		9,397.05				
01-6010-0-3202-7110-2100-004-00000	INST SU	9,760.97	5,870.83	3,354.75	9,225.58	535.39
*Moore, Erin		9,760.97				
01-6010-0-3202-7110-8200-002-00000	OPER	4,462.44	2,130.95	1,321.52	3,452.47	1,009.97
*Creager, Jim		2,645.31				
*Filaccio, Richard		1,817.13				
01-6010-0-3202-7110-8200-003-00000	OPER	4,466.88	2,166.40	1,343.50	3,509.90	956.98
*Betz, Richard		4,466.88				
01-6010-0-3202-7110-8200-004-00000	OPER	3,030.55	1,468.41	787.36	2,255.77	774.78
*Higglin, John		1,763.54				
*Stier, Kyle		812.54				
*Withem, Kyle		454.47				
TOTAL:		113,169.01	60,504.87	34,319.48	94,824.35	18,344.66
3302 SOCIAL SECURITY CLASSIFIED						
01-6010-0-3302-7110-1000-002-00000	INSTR	6,717.54	4,422.16	2,500.66	6,922.82	205.28-
*Classified Subs E		744.00				
*Dean, Stevie		239.35				
*Duff, Amber		519.22				
*Graham, Tawny		351.10				
*Heller, Mia		387.94				
*Howell, Madison		494.89				
*Jerry, Tracey		584.12				
*Johnson, Misty		299.12				
*Knight, Cheryl		66.30				
*Kwasnikow, Shelin		135.00				
*Maytum, Annie		1,028.11				
*McClure, Hailey		152.12				
*Neely, Kierstyn		127.19				
*O'Brien, Becky		756.32				
*Safe-Vacant		72.32				
*Schuck, Haley		443.50				
*Tanner, Jamie		165.18				
*Willmett, Jennife		151.76				
01-6010-0-3302-7110-1000-003-00000	INSTR	5,662.29	3,573.44	1,689.50	5,262.94	399.35
*Abono, Sophia		564.28				
*Classified Subs G		620.00				
*Holder, Rhyan		423.21				
*Juelfs, Randi		561.77				
*Kimball, Karri		357.52				

FUND :01 GENERAL FUND RESOURCE:6010 AFTER SCH. ED. & SAFETY ASES

	FUNCTION	2025-2026 2ND INTER BUDGET	2025-2026 YTD ACTUAL	2025-2026 YTD ENCUMBER	CALC: 2+3 2025-2026 TOTAL	CALC: 1-4 2025-2026 REMAINING BUDGET
*Leyva, Monica		572.04				
*Michels, Melissa		600.17				
*Morales, Chelsie		567.73				
*Neely, Sierra		290.30				
*Osterberg, Christ		142.54				
*Rizzardo, Marissa		147.29				
*Saul, Brittany		140.44				
*Torres, Veronica		675.00				
01-6010-0-3302-7110-1000-004-00000	INSTR	4,382.17	2,702.21	2,056.67	4,758.88	376.71-
*Ahonen, Peter		162.21				
*Beeson, Elyssa		163.88				
*Classified Subs J		124.00				
*Clifford, Robert		207.93				
*Crowley, Ashley		55.73				
*Davis, Deedee		955.01				
*Eldridge, Beneva		454.32				
*Elmore, Lisa		539.10				
*Higgs, Shelly		89.24				
*Luquin, Jordan		360.10				
*Maughs, Hannah		881.24				
*Ruiz, Cheyenne		389.41				
01-6010-0-3302-7110-2100-002-00000	INST SU	2,212.87	1,220.10	871.51	2,091.61	121.26
*Conner, Kiersten		2,212.87				
01-6010-0-3302-7110-2100-003-00000	INST SU	2,173.13	1,197.90	865.61	2,063.51	109.62
*Shonk, Rebekah		2,173.13				
01-6010-0-3302-7110-2100-004-00000	INST SU	2,257.29	1,231.79	888.95	2,120.74	136.55
*Moore, Erin		2,257.29				
01-6010-0-3302-7110-8200-002-00000	OPER	1,031.97	492.79	351.32	844.11	187.86
*Creager, Jim		611.75				
*Filaccio, Richard		420.22				
01-6010-0-3302-7110-8200-003-00000	OPER	1,033.00	500.99	392.61	893.60	139.40
*Betz, Richard		1,033.00				
01-6010-0-3302-7110-8200-004-00000	OPER	700.83	339.57	199.59	539.16	161.67
*Higglin, John		407.83				
*Stier, Kyle		187.90				
*Withem, Kyle		105.10				
TOTAL:		26,171.09	15,680.95	9,816.42	25,497.37	673.72
3311 MEDICARE - CERTIFICATED						
01-6010-0-3311-7110-1000-000-00000	INSTR	72.50				72.50
*SAFE Cert Sub Dis		72.50				
01-6010-0-3311-7110-1000-002-00000	INSTR		48.47		48.47	48.47-
TOTAL:		72.50	48.47		48.47	24.03
3312 MEDICARE - CLASSIFIED						
01-6010-0-3312-7110-1000-002-00000	INSTR	1,571.03	1,034.22	584.82	1,619.04	48.01-
*Classified Subs E		174.00				
*Dean, Stevie		55.98				
*Duff, Amber		121.43				
*Graham, Tawny		82.11				

FUND :01 GENERAL FUND RESOURCE:6010 AFTER SCH. ED. & SAFETY ASES

	FUNCTION	2025-2026 2ND INTER BUDGET	2025-2026 YTD ACTUAL	2025-2026 YTD ENCUMBER	CALC: 2+3 2025-2026 TOTAL	CALC: 1-4 2025-2026 REMAINING BUDGET
*Heller, Mia		90.73				
*Howell, Madison		115.74				
*Jerry, Tracey		136.61				
*Johnson, Misty		69.95				
*Knight, Cheryl		15.50				
*Kwasnikow, Shelin		31.57				
*Maytum, Annie		240.45				
*McClure, Hailey		35.58				
*Neely, Kierstyn		29.75				
*O'Brien, Becky		176.88				
*Safe-Vacant		16.91				
*Schuck, Haley		103.72				
*Tanner, Jamie		38.63				
*Willmett, Jennife		35.49				
01-6010-0-3312-7110-1000-003-00000	INSTR	1,324.25	835.88	395.12	1,231.00	93.25
*Abono, Sophia		131.97				
*Classified Subs G		145.00				
*Holder, Rhyan		98.98				
*Juelfs, Randi		131.38				
*Kimball, Karri		83.61				
*Leyva, Monica		133.78				
*Michels, Melissa		140.36				
*Morales, Chelsie		132.78				
*Neely, Sierra		67.89				
*Osterberg, Christ		33.34				
*Rizzardo, Marissa		34.45				
*Saul, Brittany		32.85				
*Torres, Veronica		157.86				
01-6010-0-3312-7110-1000-004-00000	INSTR	1,024.87	631.93	480.99	1,112.92	88.05-
*Ahonen, Peter		37.94				
*Beeson, Elyssa		38.33				
*Classified Subs J		29.00				
*Clifford, Robert		48.63				
*Crowley, Ashley		13.03				
*Davis, Deedee		223.35				
*Eldridge, Beneva		106.25				
*Elmore, Lisa		126.08				
*Higgs, Shelly		20.87				
*Luquin, Jordan		84.22				
*Maughs, Hannah		206.10				
*Ruiz, Cheyenne		91.07				
01-6010-0-3312-7110-2100-002-00000	INST SU	517.53	285.32	203.82	489.14	28.39
*Conner, Kiersten		517.53				
01-6010-0-3312-7110-2100-003-00000	INST SU	508.23	280.14	202.44	482.58	25.65
*Shonk, Rebekah		508.23				
01-6010-0-3312-7110-2100-004-00000	INST SU	527.92	288.05	207.90	495.95	31.97
*Moore, Erin		527.92				
01-6010-0-3312-7110-8200-002-00000	OPER	241.35	115.24	82.16	197.40	43.95
*Creager, Jim		143.07				
*Filaccio, Richard		98.28				

FUND :01 GENERAL FUND RESOURCE:6010 AFTER SCH. ED. & SAFETY ASES

	FUNCTION	2025-2026 2ND INTER BUDGET	2025-2026 YTD ACTUAL	2025-2026 YTD ENCUMBER	CALC: 2+3 2025-2026 TOTAL	CALC: 1-4 2025-2026 REMAINING BUDGET
01-6010-0-3312-7110-8200-003-00000	OPER	241.59	117.17	91.82	208.99	32.60
*Betz, Richard		241.59				
01-6010-0-3312-7110-8200-004-00000	OPER	163.91	79.41	46.68	126.09	37.82
*Higglin, John		95.38				
*Stier, Kyle		43.95				
*Withem, Kyle		24.58				
TOTAL:		6,120.68	3,667.36	2,295.75	5,963.11	157.57
3402 HEALTH & WELFARE CLASSIFIED						
01-6010-0-3402-7110-1000-002-00000	INSTR	17,930.00	13,175.96	7,483.33	20,659.29	2,729.29-
Graham, Tawny,H&W		2,062.50				
Jerry, Tracey,H&W		3,712.50				
Johnson, Misty,H&W		1,650.00				
Knight, Cheryl,H&W		1,100.00				
O'Brien, Becky,H&W		4,125.00				
Safe-Vacant ,H&W		5,280.00				
01-6010-0-3402-7110-1000-003-00000	INSTR	11,887.02	6,141.74	2,603.82	8,745.56	3,141.46
Kimball, Karri,H&W		2,062.50				
Morales, ChelsieH&W		2,887.50				
Neely, Sierra,H&W		1,885.71				
Torres, Veronica,H&W		5,051.31				
01-6010-0-3402-7110-1000-004-00000	INSTR	10,700.03	3,731.07	1,734.72	5,465.79	5,234.24
Ahonen, Peter,H&W		825.00				
Davis, Deedee,H&W		4,925.03				
Maughs, Hannah,H&W		4,950.00				
01-6010-0-3402-7110-2100-002-00000	INST SU		35.61	17.64	53.25	53.25-
01-6010-0-3402-7110-2100-003-00000	INST SU		7,156.73	3,444.97	10,601.70	10,601.70-
01-6010-0-3402-7110-2100-004-00000	INST SU	10,638.05	6,794.49	3,388.73	10,183.22	454.83
Moore, Erin,H&W		10,638.05				
01-6010-0-3402-7110-8200-002-00000	OPER	4,125.00	2,050.76	1,271.79	3,322.55	802.45
Creager, Jim, H&W		2,475.00				
Filaccio, Richard, H&W		1,650.00				
01-6010-0-3402-7110-8200-003-00000	OPER	3,712.50	1,444.63	1,166.01	2,610.64	1,101.86
Betz, Richard, H&W		3,712.50				
01-6010-0-3402-7110-8200-004-00000	OPER	2,887.50	1,061.09	542.33	1,603.42	1,284.08
Higglin, John, H&W		1,650.00				
Stier, John, H&W		825.00				
Withem, Kyle, H&W		412.50				
TOTAL:		61,880.10	41,592.08	21,653.34	63,245.42	1,365.32-
3501 UNEMPLOYMENT - CERTIFICATED						
01-6010-0-3501-7110-1000-000-00000	INSTR	2.50				2.50
*SAFE Cert Sub Dis		2.50				
01-6010-0-3501-7110-1000-002-00000	INSTR		1.67		1.67	1.67-
TOTAL:		2.50	1.67		1.67	0.83
3502 UNEMPLOYMENT - CLASSIFIED						
01-6010-0-3502-7110-1000-002-00000	INSTR	54.17	35.70	19.23	54.93	0.76-
*Classified Subs E		6.00				
*Dean, Stevie		1.93				

FUND :01 GENERAL FUND RESOURCE:6010 AFTER SCH. ED. & SAFETY ASES

	FUNCTION	2025-2026 2ND INTER BUDGET	2025-2026 YTD ACTUAL	2025-2026 YTD ENCUMBER	CALC: 2+3 2025-2026 TOTAL	CALC: 1-4 2025-2026 REMAINING BUDGET
*Duff, Amber		4.19				
*Graham, Tawny		2.83				
*Heller, Mia		3.13				
*Howell, Madison		3.99				
*Jerry, Tracey		4.71				
*Johnson, Misty		2.41				
*Knight, Cheryl		0.53				
*Kwasnikow, Shelin		1.09				
*Maytum, Annie		8.29				
*McClure, Hailey		1.23				
*Neely, Kierstyn		1.03				
*O'Brien, Becky		6.10				
*Safe-Vacant		0.58				
*Schuck, Haley		3.58				
*Tanner, Jamie		1.33				
*Willmett, Jennife		1.22				
01-6010-0-3502-7110-1000-003-00000	INSTR	45.65	28.80	12.27	41.07	4.58
*Abono, Sophia		4.55				
*Classified Subs G		5.00				
*Holder, Rhyan		3.41				
*Juelfs, Randi		4.53				
*Kimball, Karri		2.88				
*Leyva, Monica		4.61				
*Michels, Melissa		4.84				
*Morales, Chelsie		4.58				
*Neely, Sierra		2.34				
*Osterberg, Christ		1.15				
*Rizzardo, Marissa		1.19				
*Saul, Brittany		1.13				
*Torres, Veronica		5.44				
01-6010-0-3502-7110-1000-004-00000	INSTR	35.34	21.76	13.99	35.75	0.41-
*Ahonen, Peter		1.31				
*Beeson, Elyssa		1.32				
*Classified Subs J		1.00				
*Clifford, Robert		1.68				
*Crowley, Ashley		0.45				
*Davis, Deedee		7.70				
*Eldridge, Beneva		3.66				
*Elmore, Lisa		4.35				
*Higgs, Shelly		0.72				
*Luquin, Jordan		2.90				
*Maughs, Hannah		7.11				
*Ruiz, Cheyenne		3.14				
01-6010-0-3502-7110-2100-002-00000	INST SU	17.85	9.87	7.03	16.90	0.95
*Conner, Kiersten		17.85				
01-6010-0-3502-7110-2100-003-00000	INST SU	17.53	9.68	6.40	16.08	1.45
*Shonk, Rebekah		17.53				
01-6010-0-3502-7110-2100-004-00000	INST SU	18.20	9.94	7.10	17.04	1.16
*Moore, Erin		18.20				
01-6010-0-3502-7110-8200-002-00000	OPER	8.32	3.98	2.46	6.44	1.88

FUND :01 GENERAL FUND RESOURCE:6010 AFTER SCH. ED. & SAFETY ASES

	FUNCTION	2025-2026 2ND INTER BUDGET	2025-2026 YTD ACTUAL	2025-2026 YTD ENCUMBER	CALC: 2+3 2025-2026 TOTAL	CALC: 1-4 2025-2026 REMAINING BUDGET
*Creager, Jim		4.93				
*Filaccio, Richard		3.39				
01-6010-0-3502-7110-8200-003-00000	OPER	8.33	4.04	2.51	6.55	1.78
*Betz, Richard		8.33				
01-6010-0-3502-7110-8200-004-00000	OPER	5.66	2.75	1.46	4.21	1.45
*Higglin, John		3.29				
*Stier, Kyle		1.52				
*Withem, Kyle		0.85				
TOTAL:		211.05	126.52	72.45	198.97	12.08
3601 WORKERS COMP - CERTIFICATED						
01-6010-0-3601-7110-1000-000-00000	INSTR	101.82				101.82
*SAFE Cert Sub Dis		101.82				
01-6010-0-3601-7110-1000-002-00000	INSTR		68.96		68.96	68.96-
TOTAL:		101.82	68.96		68.96	32.86
3602 WORKERS COMP - CLASSIFIED						
01-6010-0-3602-7110-1000-002-00000	INSTR	2,206.40	1,471.47	799.25	2,270.72	64.32-
*Classified Subs E		244.37				
*Dean, Stevie		78.62				
*Duff, Amber		170.54				
*Graham, Tawny		115.32				
*Heller, Mia		127.42				
*Howell, Madison		162.55				
*Jerry, Tracey		191.86				
*Johnson, Misty		98.25				
*Knight, Cheryl		21.78				
*Kwasnikow, Shelin		44.34				
*Maytum, Annie		337.68				
*McClure, Hailey		49.96				
*Neely, Kierstyn		41.78				
*O'Brien, Becky		248.41				
*Safe-Vacant		23.75				
*Schuck, Haley		145.67				
*Tanner, Jamie		54.25				
*Willmett, Jennife		49.85				
01-6010-0-3602-7110-1000-003-00000	INSTR	1,859.79	1,189.02	505.94	1,694.96	164.83
*Abono, Sophia		185.34				
*Classified Subs G		203.64				
*Holder, Rhyan		139.00				
*Juelfs, Randi		184.51				
*Kimball, Karri		117.43				
*Leyva, Monica		187.89				
*Michels, Melissa		197.13				
*Morales, Chelsie		186.47				
*Neely, Sierra		95.35				
*Osterberg, Christ		46.82				
*Rizzardo, Marissa		48.38				
*Saul, Brittany		46.13				
*Torres, Veronica		221.70				

FUND :01 GENERAL FUND RESOURCE:6010 AFTER SCH. ED. & SAFETY ASES

	FUNCTION	2025-2026 2ND INTER BUDGET	2025-2026 YTD ACTUAL	2025-2026 YTD ENCUMBER	CALC: 2+3 2025-2026 TOTAL	CALC: 1-4 2025-2026 REMAINING BUDGET
01-6010-0-3602-7110-1000-004-00000	INSTR	1,439.34	899.16	576.88	1,476.04	36.70-
*Ahonen, Peter		53.28				
*Beeson, Elyssa		53.83				
*Classified Subs J		40.73				
*Clifford, Robert		68.30				
*Crowley, Ashley		18.31				
*Davis, Deedee		313.67				
*Eldridge, Beneva		149.22				
*Elmore, Lisa		177.07				
*Higgs, Shelly		29.31				
*Luquin, Jordan		118.28				
*Maughs, Hannah		289.44				
*Ruiz, Cheyenne		127.90				
01-6010-0-3602-7110-2100-002-00000	INST SU	726.82	406.00	289.99	695.99	30.83
*Conner, Kiersten		726.82				
01-6010-0-3602-7110-2100-003-00000	INST SU	713.77	398.61	264.04	662.65	51.12
*Shonk, Rebekah		713.77				
01-6010-0-3602-7110-2100-004-00000	INST SU	741.41	409.85	295.18	705.03	36.38
*Moore, Erin		741.41				
01-6010-0-3602-7110-8200-002-00000	OPER	338.95	163.97	101.69	265.66	73.29
*Creager, Jim		200.93				
*Filaccio, Richard		138.02				
01-6010-0-3602-7110-8200-003-00000	OPER	339.29	166.71	103.38	270.09	69.20
*Betz, Richard		339.29				
01-6010-0-3602-7110-8200-004-00000	OPER	230.19	112.98	60.59	173.57	56.62
*Higglin, John		133.95				
*Stier, Kyle		61.72				
*Withem, Kyle		34.52				
TOTAL:		8,595.96	5,217.77	2,996.94	8,214.71	381.25
TOTAL: 3xxx		217,279.71	126,908.65	71,154.38	198,063.03	19,216.68
4300 SUPPLIES						
01-6010-0-4300-1150-1000-002-00000	INSTR	7,101.08				7,101.08
DETAIL LINE		7,101.08				
01-6010-0-4300-1150-1000-003-00000	INSTR	6,000.00				6,000.00
DETAIL LINE		6,000.00				
01-6010-0-4300-1150-1000-004-00000	INSTR	7,101.09				7,101.09
DETAIL LINE		7,101.09				
01-6010-0-4300-7110-1000-002-00000	INSTR	10,693.96	8,264.77	3,200.00	11,464.77	770.81-
1st Interim Adj		8,693.96				
EVG Safe		2,000.00				
01-6010-0-4300-7110-1000-002-93601	INSTR	10,000.00	5,628.67	46.74	5,675.41	4,324.59
EVG SAFE SITE BUDGET		10,000.00				
01-6010-0-4300-7110-1000-003-00000	INSTR	460.89				460.89
DETAIL LINE		460.89				
01-6010-0-4300-7110-1000-003-93602	INSTR	10,000.00	3,081.61	3,424.30	6,505.91	3,494.09
GSS SAFE SITE BUDGET		10,000.00				
01-6010-0-4300-7110-1000-004-00000	INSTR	2,000.00	20.11		20.11	1,979.89
JSS Safe		2,000.00				

FUND :01 GENERAL FUND RESOURCE:6010 AFTER SCH. ED. & SAFETY ASES

	FUNCTION	2025-2026 2ND INTER BUDGET	2025-2026 YTD ACTUAL	2025-2026 YTD ENCUMBER	CALC: 2+3 2025-2026 TOTAL	CALC: 1-4 2025-2026 REMAINING BUDGET
01-6010-0-4300-7110-1000-004-93603	INSTR	10,000.00	1,480.97	208.47	1,689.44	8,310.56
JSS SAFE SITE BUDGET		10,000.00				
TOTAL:		63,357.02	18,476.13	6,879.51	25,355.64	38,001.38
TOTAL: 4xxx		63,357.02	18,476.13	6,879.51	25,355.64	38,001.38
5200 TRAVEL & CONFERENCE						
01-6010-0-5200-7110-1000-002-00000	INSTR	500.00				500.00
DETAIL LINE		500.00				
TOTAL:		500.00				500.00
5600 RENTALS, LEASES & REPAIRS,N.C.						
01-6010-0-5600-7110-1000-004-00000	INSTR	8,050.00				8,050.00
DETAIL LINE		8,050.00				
TOTAL:		8,050.00				8,050.00
5800 PROFES'L/CONSULTG SVCS/OP EXP						
01-6010-0-5800-7110-1000-002-00000	INSTR	7,091.25	6,563.50	1,140.00	7,703.50	612.25-
1st Interim Adj		7,091.25				
01-6010-0-5800-7110-1000-003-00000	INSTR	6,550.00	4,745.00	2,890.00	7,635.00	1,085.00-
1st Interim Adj		6,550.00				
01-6010-0-5800-7110-1000-004-00000	INSTR	54,332.00	47,727.00	6,605.00	54,332.00	
1st Interim Adj		37,432.00				
DETAIL LINE		16,900.00				
TOTAL:		67,973.25	59,035.50	10,635.00	69,670.50	1,697.25-
5921 COMMUNICATION - CELL PHONE SVC						
01-6010-0-5921-7110-1000-002-00000	INSTR	650.00	327.24	322.76	650.00	
1st Interim Adj		150.00				
SAFE CELL PHONE		500.00				
01-6010-0-5921-7110-1000-004-00000	INSTR	1,000.00	364.72	635.28	1,000.00	
1st Interim Adj		295.61				
SAFE CELL PHONE		704.39				
TOTAL:		1,650.00	691.96	958.04	1,650.00	
TOTAL: 5xxx		78,173.25	59,727.46	11,593.04	71,320.50	6,852.75
*SUB-TOTAL:1000-5999		785,924.85	462,037.18	234,994.43	697,031.61	88,893.24
7310 TRANSFERS OF INDIRECT COSTS						
01-6010-0-7310-0000-7210-000-00000	COST TR	21,915.40				21,915.40
5% INDIRECT COST RATE		21,915.40				
TOTAL:		21,915.40				21,915.40
TOTAL: 7xxx		21,915.40				21,915.40
*SUB-TOTAL:1000-7999		807,840.25	462,037.18	234,994.43	697,031.61	110,808.64

FUND :01 GENERAL FUND RESOURCE:6019 STUDENT SUPPORT BLOCK GRANT

	FUNCTION	2025-2026 2ND INTER BUDGET	2025-2026 YTD ACTUAL	2025-2026 YTD ENCUMBER	CALC: 2+3 2025-2026 TOTAL	CALC: 1-4 2025-2026 REMAINING BUDGET
8590 ALL OTHER STATE REVENUES						
01-6019-0-8590-0000-0000-000-00000	REV/BAL	249,773.00	187,330.00		187,330.00	62,443.00
Student Support Block Grant		249,773.00				
TOTAL:		249,773.00	187,330.00		187,330.00	62,443.00
TOTAL: 8xxx		249,773.00	187,330.00		187,330.00	62,443.00
5710 TRANSFERS OF DIRECT COSTS						
01-6019-0-5710-1150-1000-000-00000	INSTR	30,998.29				30,998.29
FROM 6266		30,998.29				
TOTAL:		30,998.29				30,998.29
TOTAL: 5xxx		30,998.29				30,998.29
*SUB-TOTAL:1000-5999		30,998.29				30,998.29

FUND :01 GENERAL FUND RESOURCE:6266 EDUCATOR EFFECTIVE FY2021-22

	FUNCTION	2025-2026 2ND INTER BUDGET	2025-2026 YTD ACTUAL	2025-2026 YTD ENCUMBER	CALC: 2+3 2025-2026 TOTAL	CALC: 1-4 2025-2026 REMAINING BUDGET
1100 CERTIFICATED TEACHERS SALARIES						
01-6266-0-1100-1150-1000-002-00000 TeacherTraining-EVG	INSTR	5,000.00 5,000.00	3,208.00		3,208.00	1,792.00
01-6266-0-1100-1150-1000-003-00000 TeacherTraining-GSS	INSTR	5,000.00 5,000.00	2,586.93		2,586.93	2,413.07
01-6266-0-1100-1150-1000-004-00000 TeacherTraining-JSS	INSTR	5,000.00 5,000.00	4,358.97		4,358.97	641.03
TOTAL:		15,000.00	10,153.90		10,153.90	4,846.10
1170 CERTIFICATED TEACHER SUBSTITUT						
01-6266-0-1170-1150-1000-000-00000 Subs for trainings	INSTR	5,000.00 5,000.00				5,000.00
TOTAL:		5,000.00				5,000.00
1900 OTHER CERTIFICATED SALARIES						
01-6266-0-1900-1150-3900-002-00000	PUPSERV		2,100.00		2,100.00	2,100.00-
TOTAL:			2,100.00		2,100.00	2,100.00-
TOTAL: 1xxx		20,000.00	12,253.90		12,253.90	7,746.10
2100 INSTRUCTIONAL AIDE SALARIES						
01-6266-0-2100-1150-1000-002-00000 ParaTraining-EVG	INSTR	2,500.00 2,500.00	318.04		318.04	2,181.96
01-6266-0-2100-1150-1000-003-00000 ParaTraining-GSS	INSTR	2,500.00 2,500.00				2,500.00
01-6266-0-2100-1150-1000-004-00000 ParaTraining-JSS	INSTR	2,500.00 2,500.00	792.54		792.54	1,707.46
TOTAL:		7,500.00	1,110.58		1,110.58	6,389.42
2400 CLERICAL/TECHNICAL/OFFICE SAL						
01-6266-0-2400-0000-2700-002-00000	SCH ADM		960.64		960.64	960.64-
01-6266-0-2400-0000-2700-003-00000	SCH ADM		709.92		709.92	709.92-
TOTAL:			1,670.56		1,670.56	1,670.56-
TOTAL: 2xxx		7,500.00	2,781.14		2,781.14	4,718.86
3101 STRS CERTIFICATED						
01-6266-0-3101-1150-1000-000-00000 *Subs for training	INSTR	955.00 955.00				955.00
01-6266-0-3101-1150-1000-002-00000 *TeacherTraining-E	INSTR	955.00 955.00	488.36		488.36	466.64
01-6266-0-3101-1150-1000-003-00000 *TeacherTraining-G	INSTR	955.00 955.00	484.41		484.41	470.59
01-6266-0-3101-1150-1000-004-00000 *TeacherTraining-J	INSTR	955.00 955.00	708.18		708.18	246.82
TOTAL:		3,820.00	1,680.95		1,680.95	2,139.05
3201 PERS CERTIFICATED						
01-6266-0-3201-1150-1000-002-00000	INSTR		174.60		174.60	174.60-
01-6266-0-3201-1150-1000-003-00000	INSTR		13.60		13.60	13.60-

FUND :01 GENERAL FUND RESOURCE:6266 EDUCATOR EFFECTIVE FY2021-22

	FUNCTION	2025-2026 2ND INTER BUDGET	2025-2026 YTD ACTUAL	2025-2026 YTD ENCUMBER	CALC: 2+3 2025-2026 TOTAL	CALC: 1-4 2025-2026 REMAINING BUDGET
01-6266-0-3201-1150-1000-004-00000	INSTR		174.60		174.60	174.60-
TOTAL:			362.80		362.80	362.80-
3202 PERS CLASSIFIED						
01-6266-0-3202-0000-2700-002-00000	SCH ADM		257.55		257.55	257.55-
01-6266-0-3202-0000-2700-003-00000	SCH ADM		190.33		190.33	190.33-
01-6266-0-3202-1150-1000-002-00000	INSTR	670.25	77.35		77.35	592.90
*ParaTraining-EVG		670.25				
01-6266-0-3202-1150-1000-003-00000	INSTR	670.25				670.25
*ParaTraining-GSS		670.25				
01-6266-0-3202-1150-1000-004-00000	INSTR	670.25	33.14		33.14	637.11
*ParaTraining-JSS		670.25				
TOTAL:		2,010.75	558.37		558.37	1,452.38
3301 SOCIAL SECURITY CERTIFICATED						
01-6266-0-3301-1150-1000-002-00000	INSTR		40.38		40.38	40.38-
01-6266-0-3301-1150-1000-003-00000	INSTR		3.15		3.15	3.15-
01-6266-0-3301-1150-1000-004-00000	INSTR		40.38		40.38	40.38-
TOTAL:			83.91		83.91	83.91-
3302 SOCIAL SECURITY CLASSIFIED						
01-6266-0-3302-0000-2700-002-00000	SCH ADM		59.56		59.56	59.56-
01-6266-0-3302-0000-2700-003-00000	SCH ADM		44.02		44.02	44.02-
01-6266-0-3302-1150-1000-002-00000	INSTR	155.00	19.72		19.72	135.28
*ParaTraining-EVG		155.00				
01-6266-0-3302-1150-1000-003-00000	INSTR	155.00				155.00
*ParaTraining-GSS		155.00				
01-6266-0-3302-1150-1000-004-00000	INSTR	155.00	49.14		49.14	105.86
*ParaTraining-JSS		155.00				
TOTAL:		465.00	172.44		172.44	292.56
3311 MEDICARE - CERTIFICATED						
01-6266-0-3311-1150-1000-000-00000	INSTR	72.50				72.50
*Subs for training		72.50				
01-6266-0-3311-1150-1000-002-00000	INSTR	72.50	46.50		46.50	26.00
*TeacherTraining-E		72.50				
01-6266-0-3311-1150-1000-003-00000	INSTR	72.50	37.50		37.50	35.00
*TeacherTraining-G		72.50				
01-6266-0-3311-1150-1000-004-00000	INSTR	72.50	63.21		63.21	9.29
*TeacherTraining-J		72.50				
01-6266-0-3311-1150-3900-002-00000	PUPSERV		30.45		30.45	30.45-
TOTAL:		290.00	177.66		177.66	112.34
3312 MEDICARE - CLASSIFIED						
01-6266-0-3312-0000-2700-002-00000	SCH ADM		13.93		13.93	13.93-
01-6266-0-3312-0000-2700-003-00000	SCH ADM		10.29		10.29	10.29-
01-6266-0-3312-1150-1000-002-00000	INSTR	36.25	4.61		4.61	31.64
*ParaTraining-EVG		36.25				
01-6266-0-3312-1150-1000-003-00000	INSTR	36.25				36.25
*ParaTraining-GSS		36.25				

FUND :01 GENERAL FUND
RESOURCE:6266 EDUCATOR EFFECTIVE FY2021-22

	FUNCTION	2025-2026 2ND INTER BUDGET	2025-2026 YTD ACTUAL	2025-2026 YTD ENCUMBER	CALC: 2+3 2025-2026 TOTAL	CALC: 1-4 2025-2026 REMAINING BUDGET
01-6266-0-3312-1150-1000-004-00000	INSTR	36.25	11.49		11.49	24.76
*ParaTraining-JSS		36.25				
TOTAL:		108.75	40.32		40.32	68.43
3501 UNEMPLOYMENT - CERTIFICATED						
01-6266-0-3501-1150-1000-000-00000	INSTR	2.50				2.50
*Subs for training		2.50				
01-6266-0-3501-1150-1000-002-00000	INSTR	2.50	1.60		1.60	0.90
*TeacherTraining-E		2.50				
01-6266-0-3501-1150-1000-003-00000	INSTR	2.50	1.31		1.31	1.19
*TeacherTraining-G		2.50				
01-6266-0-3501-1150-1000-004-00000	INSTR	2.50	2.18		2.18	0.32
*TeacherTraining-J		2.50				
01-6266-0-3501-1150-3900-002-00000	PUPSERV		1.05		1.05	1.05-
TOTAL:		10.00	6.14		6.14	3.86
3502 UNEMPLOYMENT - CLASSIFIED						
01-6266-0-3502-0000-2700-002-00000	SCH ADM		0.48		0.48	0.48-
01-6266-0-3502-0000-2700-003-00000	SCH ADM		0.35		0.35	0.35-
01-6266-0-3502-1150-1000-002-00000	INSTR	1.25	0.15		0.15	1.10
*ParaTraining-EVG		1.25				
01-6266-0-3502-1150-1000-003-00000	INSTR	1.25				1.25
*ParaTraining-GSS		1.25				
01-6266-0-3502-1150-1000-004-00000	INSTR	1.25	0.40		0.40	0.85
*ParaTraining-JSS		1.25				
TOTAL:		3.75	1.38		1.38	2.37
3601 WORKERS COMP - CERTIFICATED						
01-6266-0-3601-1150-1000-000-00000	INSTR	101.82				101.82
*Subs for training		101.82				
01-6266-0-3601-1150-1000-002-00000	INSTR	101.82	66.19		66.19	35.63
*TeacherTraining-E		101.82				
01-6266-0-3601-1150-1000-003-00000	INSTR	101.82	53.36		53.36	48.46
*TeacherTraining-G		101.82				
01-6266-0-3601-1150-1000-004-00000	INSTR	101.82	89.93		89.93	11.89
*TeacherTraining-J		101.82				
01-6266-0-3601-1150-3900-002-00000	PUPSERV		43.32		43.32	43.32-
TOTAL:		407.28	252.80		252.80	154.48
3602 WORKERS COMP - CLASSIFIED						
01-6266-0-3602-0000-2700-002-00000	SCH ADM		19.82		19.82	19.82-
01-6266-0-3602-0000-2700-003-00000	SCH ADM		14.65		14.65	14.65-
01-6266-0-3602-1150-1000-002-00000	INSTR	50.91	6.56		6.56	44.35
*ParaTraining-EVG		50.91				
01-6266-0-3602-1150-1000-003-00000	INSTR	50.91				50.91
*ParaTraining-GSS		50.91				
01-6266-0-3602-1150-1000-004-00000	INSTR	50.91	16.35		16.35	34.56
*ParaTraining-JSS		50.91				
TOTAL:		152.73	57.38		57.38	95.35
TOTAL: 3xxx		7,268.26	3,394.15		3,394.15	3,874.11
4300 SUPPLIES						

FUND :01 GENERAL FUND RESOURCE:6266 EDUCATOR EFFECTIVE FY2021-22

	FUNCTION	2025-2026 2ND INTER BUDGET	2025-2026 YTD ACTUAL	2025-2026 YTD ENCUMBER	CALC: 2+3 2025-2026 TOTAL	CALC: 1-4 2025-2026 REMAINING BUDGET
01-6266-0-4300-1150-1000-000-00000	INSTR	1,500.00	1,187.78		1,187.78	312.22
DETAIL LINE		1,500.00				
01-6266-0-4300-1150-1000-000-30002	INSTR	48.83	48.83		48.83	
1st Interim Adj		48.83				
01-6266-0-4300-1150-1000-004-00000	INSTR	1,000.00	606.85		606.85	393.15
DETAIL LINE		1,000.00				
TOTAL:		2,548.83	1,843.46		1,843.46	705.37
TOTAL: 4xxx		2,548.83	1,843.46		1,843.46	705.37
5200 TRAVEL & CONFERENCE						
01-6266-0-5200-0000-2700-000-00000	SCH ADM	1,500.00	954.09	205.00	1,159.09	340.91
DETAIL LINE		1,500.00				
01-6266-0-5200-0000-2700-004-00000	SCH ADM	500.00	488.99		488.99	11.01
DETAIL LINE		500.00				
01-6266-0-5200-1150-1000-000-00000	INSTR	113,905.63	70,101.96	49,643.48	119,745.44	5,839.81-
1st Interim Adj		78,905.63				
DETAIL LINE		25,000.00				
ONSITE STAFF TRAINING		10,000.00				
01-6266-0-5200-1150-1000-002-00000	INSTR	10,000.00	6,291.69		6,291.69	3,708.31
STAFF TRAINING		10,000.00				
01-6266-0-5200-1150-1000-003-00000	INSTR	10,000.00	5,915.70		5,915.70	4,084.30
STAFF TRAINING		10,000.00				
01-6266-0-5200-1150-1000-004-00000	INSTR	10,000.00	4,658.32		4,658.32	5,341.68
STAFF TRAINING		10,000.00				
TOTAL:		145,905.63	88,410.75	49,848.48	138,259.23	7,646.40
5600 RENTALS, LEASES & REPAIRS,N.C.						
01-6266-0-5600-1150-1000-000-00000	INSTR	2,000.00				2,000.00
DETAIL LINE		2,000.00				
TOTAL:		2,000.00				2,000.00
5710 TRANSFERS OF DIRECT COSTS						
01-6266-0-5710-1150-1000-000-00000	INSTR	30,998.29-				30,998.29-
TO RS 6019		30,998.29-				
TOTAL:		30,998.29-				30,998.29-
5800 PROFES'L/CONSULTG SVCS/OP EXP						
01-6266-0-5800-1150-1000-000-00000	INSTR	38,000.00	25,400.00	12,600.00	38,000.00	
DETAIL LINE		38,000.00				
01-6266-0-5800-1150-1000-004-00000	INSTR	100.00				100.00
1st Interim Adj		100.00				
TOTAL:		38,100.00	25,400.00	12,600.00	38,000.00	100.00
TOTAL: 5xxx		155,007.34	113,810.75	62,448.48	176,259.23	21,251.89-
*SUB-TOTAL:1000-5999		192,324.43	134,083.40	62,448.48	196,531.88	4,207.45-
7310 TRANSFERS OF INDIRECT COSTS						
01-6266-0-7310-0000-7210-000-00000	COST TR	3,848.23				3,848.23

FUND :01 GENERAL FUND RESOURCE:6266 EDUCATOR EFFECTIVE FY2021-22

	FUNCTION	2025-2026 2ND INTER BUDGET	2025-2026 YTD ACTUAL	2025-2026 YTD ENCUMBER	CALC: 2+3 2025-2026 TOTAL	CALC: 1-4 2025-2026 REMAINING BUDGET
5.41% INDIRECT COST RATE		3,848.23				
TOTAL:		3,848.23				3,848.23
TOTAL: 7xxx		3,848.23				3,848.23
*SUB-TOTAL:1000-7999		196,172.66	134,083.40	62,448.48	196,531.88	359.22-

FUND :01 GENERAL FUND RESOURCE:6300 Lottery:Inst. Materials

	FUNCTION	2025-2026 2ND INTER BUDGET	2025-2026 YTD ACTUAL	2025-2026 YTD ENCUMBER	CALC: 2+3 2025-2026 TOTAL	CALC: 1-4 2025-2026 REMAINING BUDGET
8560 STATE LOTTERY REVENUE						
01-6300-0-8560-0000-0000-000-00000	REV/BAL	144,360.23	24,341.47		24,341.47	120,018.76
1st Interim Adj		558.42-				
DEF REV		76,655.29				
DETAIL LINE		68,263.36				
TOTAL:		144,360.23	24,341.47		24,341.47	120,018.76
TOTAL: 8xxx		144,360.23	24,341.47		24,341.47	120,018.76
4100 APPRVD TEXTBKS/CORE CURRICULA						
01-6300-0-4100-1150-1000-000-00000	INSTR	91,910.27				91,910.27
DETAIL LINE		85,776.76				
HMH- MATH IN FOCUS		6,133.51				
01-6300-0-4100-1150-1000-002-00000	INSTR	7,000.00	108.79		108.79	6,891.21
DETAIL LINE		7,000.00				
01-6300-0-4100-1150-1000-003-00000	INSTR	9,331.56	9,331.56		9,331.56	
1st Interim Adj		6,260.56				
LEARNING WITHOUT TEARS		3,071.00				
01-6300-0-4100-1150-1000-004-00000	INSTR	3,424.94	3,424.94		3,424.94	
1st Interim Adj		1,924.94				
DETAIL LINE		1,500.00				
TOTAL:		111,666.77	12,865.29		12,865.29	98,801.48
4200 BOOKS AND REFERENCE MATERIALS						
01-6300-0-4200-1150-1000-003-00000	INSTR	3,500.00				3,500.00
DETAIL LINE		3,500.00				
TOTAL:		3,500.00				3,500.00
4300 SUPPLIES						
01-6300-0-4300-1150-1000-002-00000	INSTR	2,000.00				2,000.00
DETAIL LINE		2,000.00				
01-6300-0-4300-1150-1000-003-00000	INSTR	2,000.00				2,000.00
DETAIL LINE		2,000.00				
01-6300-0-4300-1150-1000-004-00000	INSTR	2,000.00				2,000.00
DETAIL LINE		2,000.00				
TOTAL:		6,000.00				6,000.00
TOTAL: 4xxx		121,166.77	12,865.29		12,865.29	108,301.48
5800 PROFES'L/CONSULTG SVCS/OP EXP						
01-6300-0-5800-1150-1000-000-00000	INSTR	58,000.00				58,000.00
DETAIL LINE		58,000.00				
01-6300-0-5800-1150-1000-000-02460	INSTR	1,000.00				1,000.00
DETAIL LINE		1,000.00				
01-6300-0-5800-1150-1000-002-00000	INSTR	4,000.00		2,191.08	2,191.08	1,808.92
DETAIL LINE		4,000.00				
01-6300-0-5800-1150-1000-004-00000	INSTR	5,000.00		3,299.39	3,299.39	1,700.61
DETAIL LINE		5,000.00				
TOTAL:		68,000.00		5,490.47	5,490.47	62,509.53
TOTAL: 5xxx		68,000.00		5,490.47	5,490.47	62,509.53

FUND :01 GENERAL FUND RESOURCE:6300 Lottery:Inst. Materials

FUNCTION	2025-2026 2ND INTER BUDGET	2025-2026 YTD ACTUAL	2025-2026 YTD ENCUMBER	CALC: 2+3 2025-2026 TOTAL	CALC: 1-4 2025-2026 REMAINING BUDGET
*SUB-TOTAL:1000-5999	189,166.77	12,865.29	5,490.47	18,355.76	170,811.01

FUND :01 GENERAL FUND RESOURCE:6332 CA COMM SCHOOL PTNR IMP GRANT

	FUNCTION	2025-2026 2ND INTER BUDGET	2025-2026 YTD ACTUAL	2025-2026 YTD ENCUMBER	CALC: 2+3 2025-2026 TOTAL	CALC: 1-4 2025-2026 REMAINING BUDGET
8590 ALL OTHER STATE REVENUES						
01-6332-0-8590-0000-0000-000-00000	REV/BAL	634,635.20	192,067.32		192,067.32	442,567.88
Community Schools Grant		490,000.00				
ROLLOVER FROM 24/25 REV		144,635.20				
TOTAL:		634,635.20	192,067.32		192,067.32	442,567.88
TOTAL: 8xxx		634,635.20	192,067.32		192,067.32	442,567.88
1300 CERTIFICATED SUPERV & ADM SAL						
01-6332-0-1300-0000-7150-000-00000	SUPT	77,000.00	51,330.64	25,665.32	76,995.96	4.04
Carver, Jami		77,000.00				
TOTAL:		77,000.00	51,330.64	25,665.32	76,995.96	4.04
TOTAL: 1xxx		77,000.00	51,330.64	25,665.32	76,995.96	4.04
2200 CLASSIFIED SUPPORT SALARIES						
01-6332-0-2200-0000-7200-000-00000	GEN ADM	152,409.70	70,276.87	43,960.84	114,237.71	38,171.99
Byrd, Jessica		58,900.00				
Smith, Kelly		93,509.70				
01-6332-0-2200-1150-3140-000-00000	HLTHSER	66,882.79	39,947.66	23,443.52	63,391.18	3,491.61
Aleman, Carmen		32,591.38				
Bear, Avery		34,291.41				
TOTAL:		219,292.49	110,224.53	67,404.36	177,628.89	41,663.60
2400 CLERICAL/TECHNICAL/OFFICE SAL						
01-6332-0-2400-0000-7200-000-00000	GEN ADM	74,265.64	47,892.00	23,826.00	71,718.00	2,547.64
Bear, Amber		74,265.64				
TOTAL:		74,265.64	47,892.00	23,826.00	71,718.00	2,547.64
TOTAL: 2xxx		293,558.13	158,116.53	91,230.36	249,346.89	44,211.24
3101 STRS CERTIFICATED						
01-6332-0-3101-0000-7150-000-00000	SUPT	14,707.00	8,578.65	4,902.08	13,480.73	1,226.27
*Carver, Jami		14,707.00				
TOTAL:		14,707.00	8,578.65	4,902.08	13,480.73	1,226.27
3202 PERS CLASSIFIED						
01-6332-0-3202-0000-7200-000-00000	GEN ADM	60,771.66	32,840.06	18,825.06	51,665.12	9,106.54
*Bear, Amber		19,910.62				
*Byrd, Jessica		15,791.09				
*Smith, Kelly		25,069.95				
01-6332-0-3202-1150-3140-000-00000	HLTHSER	17,931.28	10,662.98	6,285.21	16,948.19	983.09
*Aleman, Carmen		8,737.75				
*Bear, Avery		9,193.53				
TOTAL:		78,702.94	43,503.04	25,110.27	68,613.31	10,089.63
3302 SOCIAL SECURITY CLASSIFIED						
01-6332-0-3302-0000-7200-000-00000	GEN ADM	14,053.87	7,326.43	4,798.23	12,124.66	1,929.21
*Bear, Amber		4,604.47				
*Byrd, Jessica		3,651.80				

FUND :01 GENERAL FUND RESOURCE:6332 CA COMM SCHOOL PTNR IMP GRANT

	FUNCTION	2025-2026 2ND INTER BUDGET	2025-2026 YTD ACTUAL	2025-2026 YTD ENCUMBER	CALC: 2+3 2025-2026 TOTAL	CALC: 1-4 2025-2026 REMAINING BUDGET
*Smith, Kelly		5,797.60				
01-6332-0-3302-1150-3140-000-00000	HLTHSER	4,146.74	2,476.72	1,453.50	3,930.22	216.52
*Aleman, Carmen		2,020.67				
*Bear, Avery		2,126.07				
TOTAL:		18,200.61	9,803.15	6,251.73	16,054.88	2,145.73
3311 MEDICARE - CERTIFICATED						
01-6332-0-3311-0000-7150-000-00000	SUPT	1,116.50	744.32	372.15	1,116.47	0.03
*Carver, Jami		1,116.50				
TOTAL:		1,116.50	744.32	372.15	1,116.47	0.03
3312 MEDICARE - CLASSIFIED						
01-6332-0-3312-0000-7200-000-00000	GEN ADM	3,286.79	1,713.37	1,122.17	2,835.54	451.25
*Bear, Amber		1,076.85				
*Byrd, Jessica		854.05				
*Smith, Kelly		1,355.89				
01-6332-0-3312-1150-3140-000-00000	HLTHSER	969.81	579.22	339.93	919.15	50.66
*Aleman, Carmen		472.58				
*Bear, Avery		497.23				
TOTAL:		4,256.60	2,292.59	1,462.10	3,754.69	501.91
3401 HEALTH & WELFARE CERTIFICATED						
01-6332-0-3401-0000-7150-000-00000	SUPT		3,246.14	1,335.88	4,582.02	4,582.02-
TOTAL:			3,246.14	1,335.88	4,582.02	4,582.02-
3402 HEALTH & WELFARE CLASSIFIED						
01-6332-0-3402-0000-7200-000-00000	GEN ADM	37,885.44	13,016.83	7,681.91	20,698.74	17,186.70
Bear, Amber,H&W		11,618.64				
Byrd, Jessica,H&W		13,133.40				
Smith, Kelly,H&W		13,133.40				
01-6332-0-3402-1150-3140-000-00000	HLTHSER	13,200.00	7,163.85	4,411.10	11,574.95	1,625.05
Aleman, Carmen,H&W		6,600.00				
Bear, Avery,H&W		6,600.00				
TOTAL:		51,085.44	20,180.68	12,093.01	32,273.69	18,811.75
3501 UNEMPLOYMENT - CERTIFICATED						
01-6332-0-3501-0000-7150-000-00000	SUPT	38.50	25.68	12.83	38.51	0.01-
*Carver, Jami		38.50				
TOTAL:		38.50	25.68	12.83	38.51	0.01-
3502 UNEMPLOYMENT - CLASSIFIED						
01-6332-0-3502-0000-7200-000-00000	GEN ADM	113.33	59.19	33.89	93.08	20.25
*Bear, Amber		37.13				
*Byrd, Jessica		29.45				
*Smith, Kelly		46.75				
01-6332-0-3502-1150-3140-000-00000	HLTHSER	33.45	19.96	11.72	31.68	1.77
*Aleman, Carmen		16.30				
*Bear, Avery		17.15				
TOTAL:		146.78	79.15	45.61	124.76	22.02
3601 WORKERS COMP - CERTIFICATED						

FUND :01 GENERAL FUND RESOURCE:6332 CA COMM SCHOOL PTNR IMP GRANT

	FUNCTION	2025-2026 2ND INTER BUDGET	2025-2026 YTD ACTUAL	2025-2026 YTD ENCUMBER	CALC: 2+3 2025-2026 TOTAL	CALC: 1-4 2025-2026 REMAINING BUDGET
01-6332-0-3601-0000-7150-000-00000	SUPT	1,568.03	1,058.96	529.48	1,588.44	20.41-
*Carver, Jami		1,568.03				
TOTAL:		1,568.03	1,058.96	529.48	1,588.44	20.41-
3602 WORKERS COMP - CLASSIFIED						
01-6332-0-3602-0000-7200-000-00000	GEN ADM	4,616.02	2,437.85	1,398.45	3,836.30	779.72
*Bear, Amber		1,512.35				
*Byrd, Jessica		1,199.44				
*Smith, Kelly		1,904.23				
01-6332-0-3602-1150-3140-000-00000	HLTHSER	1,362.00	824.07	483.64	1,307.71	54.29
*Aleman, Carmen		663.69				
*Bear, Avery		698.31				
TOTAL:		5,978.02	3,261.92	1,882.09	5,144.01	834.01
TOTAL: 3xxx		175,800.42	92,774.28	53,997.23	146,771.51	29,028.91
4300 SUPPLIES						
01-6332-0-4300-0000-3110-000-00000	GUIDCNS	150.00	150.00		150.00	
1st Interim Adj		150.00				
01-6332-0-4300-0000-3110-000-01013	GUIDCNS	1,060.51				1,060.51
DETAIL LINE		1,060.51				
01-6332-0-4300-1150-1000-004-00000	INSTR	6,000.00	5,653.61	114.61	5,768.22	231.78
1st Interim Adj		6,000.00				
TOTAL:		7,210.51	5,803.61	114.61	5,918.22	1,292.29
4400 NON-CAPITALIZED EQUIP.						
01-6332-0-4400-0000-7200-000-00000	GEN ADM	1,969.94	254.82		254.82	1,715.12
DETAIL LINE		1,969.94				
TOTAL:		1,969.94	254.82		254.82	1,715.12
TOTAL: 4xxx		9,180.45	6,058.43	114.61	6,173.04	3,007.41
5200 TRAVEL & CONFERENCE						
01-6332-0-5200-0000-7200-000-00000	GEN ADM	3,257.65	1,812.07		1,812.07	1,445.58
DETAIL LINE		3,257.65				
TOTAL:		3,257.65	1,812.07		1,812.07	1,445.58
5600 RENTALS, LEASES & REPAIRS,N.C.						
01-6332-0-5600-0000-3110-000-00000	GUIDCNS	257.50	257.50		257.50	
1st Interim Adj		257.50				
TOTAL:		257.50	257.50		257.50	
5800 PROFES'L/CONSULTG SVCS/OP EXP						
01-6332-0-5800-0000-2700-000-00000	SCH ADM	10,919.93				10,919.93
DETAIL LINE		10,919.93				
01-6332-0-5800-0000-3110-000-00000	GUIDCNS	4,500.00				4,500.00
DETAIL LINE		4,500.00				
01-6332-0-5800-0000-3110-000-01013	GUIDCNS	69.99				69.99
DETAIL LINE		69.99				
01-6332-0-5800-0000-3110-002-00000	GUIDCNS	17,500.00	13,906.60		13,906.60	3,593.40

FUND :01 GENERAL FUND RESOURCE:6332 CA COMM SCHOOL PTNR IMP GRANT

	FUNCTION	2025-2026 2ND INTER BUDGET	2025-2026 YTD ACTUAL	2025-2026 YTD ENCUMBER	CALC: 2+3 2025-2026 TOTAL	CALC: 1-4 2025-2026 REMAINING BUDGET
WAGGONER		17,500.00				
01-6332-0-5800-0000-3110-004-00000	GUIDCNS	20,269.00	14,667.00		14,667.00	5,602.00
DETAIL LINE		5,269.00				
Steven Waggoner		15,000.00				
01-6332-0-5800-0000-7200-000-00000	GEN ADM	1,280.00	1,080.00	199.00	1,279.00	1.00
DETAIL LINE		1,280.00				
01-6332-0-5800-1150-3140-000-00000	HLTHSER	5,000.00	1,000.00		1,000.00	4,000.00
DETAIL LINE		5,000.00				
TOTAL:		59,538.92	30,653.60	199.00	30,852.60	28,686.32
TOTAL: 5xxx		63,054.07	32,723.17	199.00	32,922.17	30,131.90
*SUB-TOTAL:1000-5999		618,593.07	341,003.05	171,206.52	512,209.57	106,383.50
7310 TRANSFERS OF INDIRECT COSTS						
01-6332-0-7310-0000-7210-000-00000	COST TR	16,042.13				16,042.13
5.41% INDIRECT COST RATE		16,042.13				
TOTAL:		16,042.13				16,042.13
TOTAL: 7xxx		16,042.13				16,042.13
*SUB-TOTAL:1000-7999		634,635.20	341,003.05	171,206.52	512,209.57	122,425.63

FUND :01 GENERAL FUND RESOURCE:6388 K-12 STRONG WORKFORCE PROGRAM

	FUNCTION	2025-2026 2ND INTER BUDGET	2025-2026 YTD ACTUAL	2025-2026 YTD ENCUMBER	CALC: 2+3 2025-2026 TOTAL	CALC: 1-4 2025-2026 REMAINING BUDGET
8590 ALL OTHER STATE REVENUES						
01-6388-0-8590-0000-0000-000-00000	REV/BAL	1,810.67	35,373.60		35,373.60	33,562.93-
DEF REV		1,810.67				
TOTAL:		1,810.67	35,373.60		35,373.60	33,562.93-
TOTAL: 8xxx		1,810.67	35,373.60		35,373.60	33,562.93-
4300 SUPPLIES						
01-6388-0-4300-1150-1000-004-00910	INSTR	1,810.67		801.13	801.13	1,009.54
DETAIL LINE		1,810.67				
TOTAL:		1,810.67		801.13	801.13	1,009.54
TOTAL: 4xxx		1,810.67		801.13	801.13	1,009.54
*SUB-TOTAL:1000-5999		1,810.67		801.13	801.13	1,009.54

FUND :01 GENERAL FUND RESOURCE:6500 SPECIAL EDUCATION

	FUNCTION	2025-2026 2ND INTER BUDGET	2025-2026 YTD ACTUAL	2025-2026 YTD ENCUMBER	CALC: 2+3 2025-2026 TOTAL	CALC: 1-4 2025-2026 REMAINING BUDGET
8980 CONTRIBUTIONS FR UNRESTR REV						
01-6500-0-8980-5001-0000-000-00000	REV/BAL	406,040.43				406,040.43
5.41% INDIRECT COST RATE		22,074.40				
DETAIL LINE		383,966.03				
TOTAL:		406,040.43				406,040.43
TOTAL: 8xxx		406,040.43				406,040.43
1100 CERTIFICATED TEACHERS SALARIES						
01-6500-0-1100-5760-1120-002-00000	SE RSP	91,524.00	52,222.40	37,301.70	89,524.10	1,999.90
Casey, Lauren		89,524.00				
SpEd Extra Hours		2,000.00				
01-6500-0-1100-5760-1120-004-00000	SE RSP	70,329.00	45,487.75	32,491.25	77,979.00	7,650.00-
Moser, Leslie		70,329.00				
TOTAL:		161,853.00	97,710.15	69,792.95	167,503.10	5,650.10-
TOTAL: 1xxx		161,853.00	97,710.15	69,792.95	167,503.10	5,650.10-
2100 INSTRUCTIONAL AIDE SALARIES						
01-6500-0-2100-5760-1120-002-00000	SE RSP	26,917.05	15,744.39	10,382.10	26,126.49	790.56
Graham, Tawny		24,917.05				
SpEd Para stipends		2,000.00				
01-6500-0-2100-5760-1120-003-00000	SE RSP	21,138.31	12,574.20	8,270.80	20,845.00	293.31
SpEd Para stipends		1,000.00				
Stott, Katelynn		20,138.31				
01-6500-0-2100-5760-1120-004-00000	SE RSP	56,743.62	34,498.68	22,809.85	57,308.53	564.91-
Elmore, LisaLCAP 1.5		31,054.42				
Maughs, Hannah		23,689.20				
SpEd Para stipends		2,000.00				
TOTAL:		104,798.98	62,817.27	41,462.75	104,280.02	518.96
TOTAL: 2xxx		104,798.98	62,817.27	41,462.75	104,280.02	518.96
3101 STRS CERTIFICATED						
01-6500-0-3101-5760-1120-002-00000	SE RSP	17,481.08	10,496.03	6,217.85	16,713.88	767.20
*Casey, Lauren		17,099.08				
*SpEd Extra Hours		382.00				
01-6500-0-3101-5760-1120-004-00000	SE RSP	13,432.84	9,478.00	5,415.99	14,893.99	1,461.15-
*Moser, Leslie		13,432.84				
TOTAL:		30,913.92	19,974.03	11,633.84	31,607.87	693.95-
3202 PERS CLASSIFIED						
01-6500-0-3202-5760-1120-002-00000	SE RSP	7,216.46	4,329.57	2,429.18	6,758.75	457.71
*Graham, Tawny		6,680.26				
*SpEd Para stipend		536.20				
01-6500-0-3202-5760-1120-003-00000	SE RSP	5,667.18	3,501.02	1,956.86	5,457.88	209.30
*SpEd Para stipend		268.10				
*Stott, Katelynn		5,399.08				
01-6500-0-3202-5760-1120-004-00000	SE RSP	15,212.96	9,531.13	5,337.00	14,868.13	344.83
*Elmore, LisaLCAP		8,325.69				

FUND :01 GENERAL FUND RESOURCE:6500 SPECIAL EDUCATION

	FUNCTION	2025-2026 2ND INTER BUDGET	2025-2026 YTD ACTUAL	2025-2026 YTD ENCUMBER	CALC: 2+3 2025-2026 TOTAL	CALC: 1-4 2025-2026 REMAINING BUDGET
*Maughs, Hannah		6,351.07				
*SpEd Para stipend		536.20				
TOTAL:		28,096.60	17,361.72	9,723.04	27,084.76	1,011.84
3302 SOCIAL SECURITY CLASSIFIED						
01-6500-0-3302-5760-1120-002-00000	SE RSP	1,668.86	976.20	643.69	1,619.89	48.97
*Graham, Tawny		1,544.86				
*SpEd Para stipend		124.00				
01-6500-0-3302-5760-1120-003-00000	SE RSP	1,310.58	779.64	520.24	1,299.88	10.70
*SpEd Para stipend		62.00				
*Stott, Katelynn		1,248.58				
01-6500-0-3302-5760-1120-004-00000	SE RSP	3,518.10	2,138.96	1,414.21	3,553.17	35.07-
*Elmore, LisaLCAP		1,925.37				
*Maughs, Hannah		1,468.73				
*SpEd Para stipend		124.00				
TOTAL:		6,497.54	3,894.80	2,578.14	6,472.94	24.60
3311 MEDICARE - CERTIFICATED						
01-6500-0-3311-5760-1120-002-00000	SE RSP	1,327.10	757.26	540.87	1,298.13	28.97
*Casey, Lauren		1,298.10				
*SpEd Extra Hours		29.00				
01-6500-0-3311-5760-1120-004-00000	SE RSP	1,019.77	659.61	471.12	1,130.73	110.96-
*Moser, Leslie		1,019.77				
TOTAL:		2,346.87	1,416.87	1,011.99	2,428.86	81.99-
3312 MEDICARE - CLASSIFIED						
01-6500-0-3312-5760-1120-002-00000	SE RSP	390.30	228.32	150.54	378.86	11.44
*Graham, Tawny		361.30				
*SpEd Para stipend		29.00				
01-6500-0-3312-5760-1120-003-00000	SE RSP	306.51	182.32	121.67	303.99	2.52
*SpEd Para stipend		14.50				
*Stott, Katelynn		292.01				
01-6500-0-3312-5760-1120-004-00000	SE RSP	822.78	500.21	330.74	830.95	8.17-
*Elmore, LisaLCAP		450.29				
*Maughs, Hannah		343.49				
*SpEd Para stipend		29.00				
TOTAL:		1,519.59	910.85	602.95	1,513.80	5.79
3401 HEALTH & WELFARE CERTIFICATED						
01-6500-0-3401-5760-1120-002-00000	SE RSP	11,618.64	8,581.66	4,400.00	12,981.66	1,363.02-
Casey, Lauren,H&W		11,618.64				
01-6500-0-3401-5760-1120-004-00000	SE RSP	13,200.00	6,627.75	4,422.20	11,049.95	2,150.05
Moser, Leslie,H&W		13,200.00				
TOTAL:		24,818.64	15,209.41	8,822.20	24,031.61	787.03
3402 HEALTH & WELFARE CLASSIFIED						
01-6500-0-3402-5760-1120-002-00000	SE RSP	9,075.00	8,479.65	3,585.19	12,064.84	2,989.84-
Graham, Tawny,H&W		9,075.00				
01-6500-0-3402-5760-1120-004-00000	SE RSP	8,250.00	670.73	804.89	1,475.62	6,774.38
Maughs, Hannah,H&W		8,250.00				

FUND :01 GENERAL FUND RESOURCE:6500 SPECIAL EDUCATION

	FUNCTION	2025-2026 2ND INTER BUDGET	2025-2026 YTD ACTUAL	2025-2026 YTD ENCUMBER	CALC: 2+3 2025-2026 TOTAL	CALC: 1-4 2025-2026 REMAINING BUDGET
TOTAL:		17,325.00	9,150.38	4,390.08	13,540.46	3,784.54
3501 UNEMPLOYMENT - CERTIFICATED						
01-6500-0-3501-5760-1120-002-00000	SE RSP	45.76	26.11	18.65	44.76	1.00
*Casey, Lauren		44.76				
*SpEd Extra Hours		1.00				
01-6500-0-3501-5760-1120-004-00000	SE RSP	35.16	22.75	16.25	39.00	3.84-
*Moser, Leslie		35.16				
TOTAL:		80.92	48.86	34.90	83.76	2.84-
3502 UNEMPLOYMENT - CLASSIFIED						
01-6500-0-3502-5760-1120-002-00000	SE RSP	13.46	7.87	5.19	13.06	0.40
*Graham, Tawny		12.46				
*SpEd Para stipend		1.00				
01-6500-0-3502-5760-1120-003-00000	SE RSP	10.57	6.28	4.14	10.42	0.15
*SpEd Para stipend		0.50				
*Stott, Katelynn		10.07				
01-6500-0-3502-5760-1120-004-00000	SE RSP	28.37	17.21	11.41	28.62	0.25-
*Elmore, LisaLCAP		15.53				
*Maughs, Hannah		11.84				
*SpEd Para stipend		1.00				
TOTAL:		52.40	31.36	20.74	52.10	0.30
3601 WORKERS COMP - CERTIFICATED						
01-6500-0-3601-5760-1120-002-00000	SE RSP	1,863.80	1,077.37	769.53	1,846.90	16.90
*Casey, Lauren		1,823.07				
*SpEd Extra Hours		40.73				
01-6500-0-3601-5760-1120-004-00000	SE RSP	1,432.18	938.42	670.29	1,608.71	176.53-
*Moser, Leslie		1,432.18				
TOTAL:		3,295.98	2,015.79	1,439.82	3,455.61	159.63-
3602 WORKERS COMP - CLASSIFIED						
01-6500-0-3602-5760-1120-002-00000	SE RSP	548.14	324.84	214.18	539.02	9.12
*Graham, Tawny		507.41				
*SpEd Para stipend		40.73				
01-6500-0-3602-5760-1120-003-00000	SE RSP	430.46	259.41	170.63	430.04	0.42
*SpEd Para stipend		20.36				
*Stott, Katelynn		410.10				
01-6500-0-3602-5760-1120-004-00000	SE RSP	1,155.53	711.76	470.57	1,182.33	26.80-
*Elmore, LisaLCAP		632.39				
*Maughs, Hannah		482.41				
*SpEd Para stipend		40.73				
TOTAL:		2,134.13	1,296.01	855.38	2,151.39	17.26-
TOTAL: 3xxx		117,081.59	71,310.08	41,113.08	112,423.16	4,658.43
4100 APPRVD TEXTBKS/CORE CURRICULA						
01-6500-0-4100-5760-1120-002-00000	SE RSP	382.45	382.45		382.45	
1st Interim Adj		382.45				
01-6500-0-4100-5760-1120-003-00000	SE RSP	685.74	685.74		685.74	

FUND :01 GENERAL FUND RESOURCE:6500 SPECIAL EDUCATION

	FUNCTION	2025-2026 2ND INTER BUDGET	2025-2026 YTD ACTUAL	2025-2026 YTD ENCUMBER	CALC: 2+3 2025-2026 TOTAL	CALC: 1-4 2025-2026 REMAINING BUDGET
1st Interim Adj		685.74				
TOTAL:		1,068.19	1,068.19		1,068.19	
4200 BOOKS AND REFERENCE MATERIALS						
01-6500-0-4200-5760-1120-004-00000	SE RSP	100.00				100.00
DETAIL LINE		100.00				
TOTAL:		100.00				100.00
4300 SUPPLIES						
01-6500-0-4300-5760-1120-000-00000	SE RSP	5,000.00				5,000.00
Special Ed Supplies		5,000.00				
01-6500-0-4300-5760-1120-002-02460	SE RSP	1,267.88	1,378.82		1,378.82	110.94-
1st Interim Adj		1,267.88				
01-6500-0-4300-5760-1120-004-00000	SE RSP	250.00				250.00
DETAIL LINE		250.00				
01-6500-0-4300-5760-1120-004-01117	SE RSP	400.00	120.25	122.31	242.56	157.44
Moser, Leslie		400.00				
01-6500-0-4300-5760-1120-004-01148	SE RSP	400.00	224.42		224.42	175.58
Bammerlin, Jessica		400.00				
TOTAL:		7,317.88	1,723.49	122.31	1,845.80	5,472.08
TOTAL: 4xxx		8,486.07	2,791.68	122.31	2,913.99	5,572.08
5200 TRAVEL & CONFERENCE						
01-6500-0-5200-5760-1120-002-00000	SE RSP	1,335.00				1,335.00
DETAIL LINE		1,335.00				
TOTAL:		1,335.00				1,335.00
5710 TRANSFERS OF DIRECT COSTS						
01-6500-0-5710-5760-1120-004-00000	SE RSP	123,843.07-				123,843.07-
TO RS 3310		123,843.07-				
TOTAL:		123,843.07-				123,843.07-
5800 PROFES'L/CONSULTG SVCS/OP EXP						
01-6500-0-5800-5760-1120-000-00000	SE RSP	201.00	178.69		178.69	22.31
DETAIL LINE		201.00				
01-6500-0-5800-5760-1120-004-00000	SE RSP	500.00				500.00
DETAIL LINE		500.00				
TOTAL:		701.00	178.69		178.69	522.31
TOTAL: 5xxx		121,807.07-	178.69		178.69	121,985.76-
*SUB-TOTAL:1000-5999		270,412.57	234,807.87	152,491.09	387,298.96	116,886.39-
7282 ALL OTHER TRFS TO COUNTY OFFIC						
01-6500-0-7282-5760-9200-000-00000	TFAGENC	113,553.46				113,553.46
SPED BILLBACK		113,553.46				
TOTAL:		113,553.46				113,553.46
7310 TRANSFERS OF INDIRECT COSTS						

FUND :01 GENERAL FUND RESOURCE:6500 SPECIAL EDUCATION

	FUNCTION	2025-2026 2ND INTER BUDGET	2025-2026 YTD ACTUAL	2025-2026 YTD ENCUMBER	CALC: 2+3 2025-2026 TOTAL	CALC: 1-4 2025-2026 REMAINING BUDGET
01-6500-0-7310-5001-7210-000-00000	COST TR	22,074.40				22,074.40
5.41% INDIRECT COST RATE		22,074.40				
TOTAL:		22,074.40				22,074.40
TOTAL: 7xxx		135,627.86				135,627.86
*SUB-TOTAL:1000-7999		406,040.43	234,807.87	152,491.09	387,298.96	18,741.47

FUND :01 GENERAL FUND RESOURCE:6546 MENTAL HEALTH RELATED SERV

	FUNCTION	2025-2026 2ND INTER BUDGET	2025-2026 YTD ACTUAL	2025-2026 YTD ENCUMBER	CALC: 2+3 2025-2026 TOTAL	CALC: 1-4 2025-2026 REMAINING BUDGET
8590 ALL OTHER STATE REVENUES						
01-6546-0-8590-5001-0000-000-00000	REV/BAL	43,928.00	39,495.75		39,495.75	4,432.25
DETAIL LINE		43,928.00				
TOTAL:		43,928.00	39,495.75		39,495.75	4,432.25
TOTAL: 8xxx		43,928.00	39,495.75		39,495.75	4,432.25
5100 SUBAGREEMENTS FOR SERVICES						
01-6546-0-5100-5760-1110-000-00000	SP SEPC	43,928.00	39,495.75		39,495.75	4,432.25
DETAIL LINE		43,928.00				
TOTAL:		43,928.00	39,495.75		39,495.75	4,432.25
TOTAL: 5xxx		43,928.00	39,495.75		39,495.75	4,432.25
*SUB-TOTAL:1000-5999		43,928.00	39,495.75		39,495.75	4,432.25

FUND :01 GENERAL FUND RESOURCE:6547 SPC ED EARLY INTERVENT PRESCHO

	FUNCTION	2025-2026 2ND INTER BUDGET	2025-2026 YTD ACTUAL	2025-2026 YTD ENCUMBER	CALC: 2+3 2025-2026 TOTAL	CALC: 1-4 2025-2026 REMAINING BUDGET
1100 CERTIFICATED TEACHERS SALARIES						
01-6547-0-1100-5760-1120-003-00000	SE RSP	20,000.00	8,435.00		8,435.00	11,565.00
TK Summer SSC Cert		20,000.00				
TOTAL:		20,000.00	8,435.00		8,435.00	11,565.00
1300 CERTIFICATED SUPERV & ADM SAL						
01-6547-0-1300-5760-2700-003-00000	SCH ADM	10,000.00	5,171.81		5,171.81	4,828.19
TK Summer SSC Admin		10,000.00				
TOTAL:		10,000.00	5,171.81		5,171.81	4,828.19
TOTAL: 1xxx		30,000.00	13,606.81		13,606.81	16,393.19
2100 INSTRUCTIONAL AIDE SALARIES						
01-6547-0-2100-5760-1120-003-00000	SE RSP	16,000.00	2,337.50		2,337.50	13,662.50
TK Summer SSC Classified		16,000.00				
TOTAL:		16,000.00	2,337.50		2,337.50	13,662.50
2170 INSTRUCTIONAL AIDE SUBSTITUTE						
01-6547-0-2170-5760-1120-003-00000	SE RSP	132.00	132.00		132.00	
DETAIL LINE		132.00				
TOTAL:		132.00	132.00		132.00	
2200 CLASSIFIED SUPPORT SALARIES						
01-6547-0-2200-5760-3700-003-00000	FOODSER	3,000.00				3,000.00
TK Summer SSC FoodServ		3,000.00				
TOTAL:		3,000.00				3,000.00
TOTAL: 2xxx		19,132.00	2,469.50		2,469.50	16,662.50
3101 STRS CERTIFICATED						
01-6547-0-3101-5760-1120-003-00000	SE RSP	3,820.00	1,611.09		1,611.09	2,208.91
*TK Summer SSC Cer		3,820.00				
01-6547-0-3101-5760-2700-003-00000	SCH ADM	1,910.00	987.82		987.82	922.18
*TK Summer SSC Adm		1,910.00				
TOTAL:		5,730.00	2,598.91		2,598.91	3,131.09
3202 PERS CLASSIFIED						
01-6547-0-3202-5760-1120-003-00000	SE RSP	4,324.99	626.68		626.68	3,698.31
*		35.39				
*TK Summer SSC Cla		4,289.60				
01-6547-0-3202-5760-3700-003-00000	FOODSER	804.30				804.30
*TK Summer SSC Foo		804.30				
TOTAL:		5,129.29	626.68		626.68	4,502.61
3302 SOCIAL SECURITY CLASSIFIED						
01-6547-0-3302-5760-1120-003-00000	SE RSP	1,000.18	153.11		153.11	847.07
*		8.18				
*TK Summer SSC Cla		992.00				
01-6547-0-3302-5760-3700-003-00000	FOODSER	186.00				186.00
*TK Summer SSC Foo		186.00				

FUND :01 GENERAL FUND RESOURCE:6547 SPC ED EARLY INTERVENT PRESCHO

	FUNCTION	2025-2026 2ND INTER BUDGET	2025-2026 YTD ACTUAL	2025-2026 YTD ENCUMBER	CALC: 2+3 2025-2026 TOTAL	CALC: 1-4 2025-2026 REMAINING BUDGET
TOTAL:		1,186.18	153.11		153.11	1,033.07
3311 MEDICARE - CERTIFICATED						
01-6547-0-3311-5760-1120-003-00000	SE RSP	290.00	122.30		122.30	167.70
*TK Summer SSC Cer		290.00				
01-6547-0-3311-5760-2700-003-00000	SCH ADM	145.00	74.99		74.99	70.01
*TK Summer SSC Adm		145.00				
TOTAL:		435.00	197.29		197.29	237.71
3312 MEDICARE - CLASSIFIED						
01-6547-0-3312-5760-1120-003-00000	SE RSP	233.91	35.80		35.80	198.11
*		1.91				
*TK Summer SSC Cla		232.00				
01-6547-0-3312-5760-3700-003-00000	FOODSER	43.50				43.50
*TK Summer SSC Foo		43.50				
TOTAL:		277.41	35.80		35.80	241.61
3501 UNEMPLOYMENT - CERTIFICATED						
01-6547-0-3501-5760-1120-003-00000	SE RSP	10.00	4.22		4.22	5.78
*TK Summer SSC Cer		10.00				
01-6547-0-3501-5760-2700-003-00000	SCH ADM	5.00	2.59		2.59	2.41
*TK Summer SSC Adm		5.00				
TOTAL:		15.00	6.81		6.81	8.19
3502 UNEMPLOYMENT - CLASSIFIED						
01-6547-0-3502-5760-1120-003-00000	SE RSP	8.07	1.24		1.24	6.83
*		0.07				
*TK Summer SSC Cla		8.00				
01-6547-0-3502-5760-3700-003-00000	FOODSER	1.50				1.50
*TK Summer SSC Foo		1.50				
TOTAL:		9.57	1.24		1.24	8.33
3601 WORKERS COMP - CERTIFICATED						
01-6547-0-3601-5760-1120-003-00000	SE RSP	407.28	174.01		174.01	233.27
*TK Summer SSC Cer		407.28				
01-6547-0-3601-5760-2700-003-00000	SCH ADM	203.64	106.69		106.69	96.95
*TK Summer SSC Adm		203.64				
TOTAL:		610.92	280.70		280.70	330.22
3602 WORKERS COMP - CLASSIFIED						
01-6547-0-3602-5760-1120-003-00000	SE RSP	328.51	50.95		50.95	277.56
*		2.69				
*TK Summer SSC Cla		325.82				
01-6547-0-3602-5760-3700-003-00000	FOODSER	61.09				61.09
*TK Summer SSC Foo		61.09				
TOTAL:		389.60	50.95		50.95	338.65
TOTAL: 3xxx		13,782.97	3,951.49		3,951.49	9,831.48
5800 PROFES'L/CONSULTG SVCS/OP EXP						

FUND :01 GENERAL FUND RESOURCE:6547 SPC ED EARLY INTERVENT PRESCHO

	FUNCTION	2025-2026 2ND INTER BUDGET	2025-2026 YTD ACTUAL	2025-2026 YTD ENCUMBER	CALC: 2+3 2025-2026 TOTAL	CALC: 1-4 2025-2026 REMAINING BUDGET
01-6547-0-5800-5760-1120-003-00000	SE RSP	16,770.00	16,770.00		16,770.00	
DETAIL LINE		16,770.00				
TOTAL:		16,770.00	16,770.00		16,770.00	
TOTAL: 5xxx		16,770.00	16,770.00		16,770.00	
*SUB-TOTAL:1000-5999		79,684.97	36,797.80		36,797.80	42,887.17

FUND :01 GENERAL FUND RESOURCE:6770 ART & MUSIC IN SCHOOLS

	FUNCTION	2025-2026 2ND INTER BUDGET	2025-2026 YTD ACTUAL	2025-2026 YTD ENCUMBER	CALC: 2+3 2025-2026 TOTAL	CALC: 1-4 2025-2026 REMAINING BUDGET
8590 ALL OTHER STATE REVENUES						
01-6770-0-8590-0000-0000-002-00000	REV/BAL	74,253.00				74,253.00
DETAIL LINE		74,253.00				
01-6770-0-8590-0000-0000-003-00000	REV/BAL	13,953.00				13,953.00
DETAIL LINE		13,953.00				
01-6770-0-8590-0000-0000-004-00000	REV/BAL	72,396.00				72,396.00
DETAIL LINE		72,396.00				
TOTAL:		160,602.00				160,602.00
TOTAL: 8xxx		160,602.00				160,602.00
1100 CERTIFICATED TEACHERS SALARIES						
01-6770-0-1100-1150-1000-002-00000	INSTR	52,900.00	30,860.27	22,043.05	52,903.32	3.32-
Gliatto, Scott		52,900.00				
01-6770-0-1100-1150-1000-004-00000	INSTR	61,449.00	35,845.26	25,603.75	61,449.01	0.01-
McKee, Aiden		61,449.00				
TOTAL:		114,349.00	66,705.53	47,646.80	114,352.33	3.33-
TOTAL: 1xxx		114,349.00	66,705.53	47,646.80	114,352.33	3.33-
3101 STRS CERTIFICATED						
01-6770-0-3101-1150-1000-002-00000	INSTR	10,103.90	6,430.13	3,674.37	10,104.50	0.60-
*Gliatto, Scott		10,103.90				
01-6770-0-3101-1150-1000-004-00000	INSTR	11,736.76	6,494.35	4,267.91	10,762.26	974.50
*McKee, Aiden		11,736.76				
TOTAL:		21,840.66	12,924.48	7,942.28	20,866.76	973.90
3311 MEDICARE - CERTIFICATED						
01-6770-0-3311-1150-1000-002-00000	INSTR	767.05	396.74	319.62	716.36	50.69
*Gliatto, Scott		767.05				
01-6770-0-3311-1150-1000-004-00000	INSTR	891.01	519.75	371.25	891.00	0.01
*McKee, Aiden		891.01				
TOTAL:		1,658.06	916.49	690.87	1,607.36	50.70
3401 HEALTH & WELFARE CERTIFICATED						
01-6770-0-3401-1150-1000-002-00000	INSTR	9,400.86	7,736.86	3,917.96	11,654.82	2,253.96-
Gliatto, Scott,H&W		9,400.86				
01-6770-0-3401-1150-1000-004-00000	INSTR	13,200.00	8,844.40	4,422.20	13,266.60	66.60-
McKee, Aiden,H&W		13,200.00				
TOTAL:		22,600.86	16,581.26	8,340.16	24,921.42	2,320.56-
3501 UNEMPLOYMENT - CERTIFICATED						
01-6770-0-3501-1150-1000-002-00000	INSTR	26.45	13.69	9.75	23.44	3.01
*Gliatto, Scott		26.45				
01-6770-0-3501-1150-1000-004-00000	INSTR	30.72	17.92	12.80	30.72	
*McKee, Aiden		30.72				
TOTAL:		57.17	31.61	22.55	54.16	3.01
3601 WORKERS COMP - CERTIFICATED						
01-6770-0-3601-1150-1000-002-00000	INSTR	1,077.26	564.46	444.24	1,008.70	68.56

FUND :01 GENERAL FUND RESOURCE:6770 ART & MUSIC IN SCHOOLS

	FUNCTION	2025-2026 2ND INTER BUDGET	2025-2026 YTD ACTUAL	2025-2026 YTD ENCUMBER	CALC: 2+3 2025-2026 TOTAL	CALC: 1-4 2025-2026 REMAINING BUDGET
*Gliatto, Scott		1,077.26				
01-6770-0-3601-1150-1000-004-00000	INSTR	1,251.35	739.48	528.21	1,267.69	16.34-
*McKee, Aiden		1,251.35				
TOTAL:		2,328.61	1,303.94	972.45	2,276.39	52.22
TOTAL: 3xxx		48,485.36	31,757.78	17,968.31	49,726.09	1,240.73-
4300 SUPPLIES						
01-6770-0-4300-1150-1000-004-08086	INSTR	500.00				500.00
DETAIL LINE		500.00				
TOTAL:		500.00				500.00
TOTAL: 4xxx		500.00				500.00
5800 PROFES'L/CONSULTG SVCS/OP EXP						
01-6770-0-5800-1150-1000-003-00000	INSTR	16,200.00	8,100.00		8,100.00	8,100.00
SCOE Art for GSS		16,200.00				
TOTAL:		16,200.00	8,100.00		8,100.00	8,100.00
TOTAL: 5xxx		16,200.00	8,100.00		8,100.00	8,100.00
*SUB-TOTAL:1000-5999		179,534.36	106,563.31	65,615.11	172,178.42	7,355.94
7310 TRANSFERS OF INDIRECT COSTS						
01-6770-0-7310-0000-7210-000-00000	COST TR	2,258.60				2,258.60
1% INDIRECT COST RATE		2,258.60				
TOTAL:		2,258.60				2,258.60
TOTAL: 7xxx		2,258.60				2,258.60
*SUB-TOTAL:1000-7999		181,792.96	106,563.31	65,615.11	172,178.42	9,614.54

FUND :01 GENERAL FUND RESOURCE:7032 CHILD NUTRI-KITCHEN INFRSTR-TR

	FUNCTION	2025-2026 2ND INTER BUDGET	2025-2026 YTD ACTUAL	2025-2026 YTD ENCUMBER	CALC: 2+3 2025-2026 TOTAL	CALC: 1-4 2025-2026 REMAINING BUDGET
8520 CHILD NUTRITION						
01-7032-0-8520-0000-0000-000-00000	REV/BAL	140,430.00				140,430.00
DEF REV		140,430.00				
TOTAL:		140,430.00				140,430.00
TOTAL: 8xxx		140,430.00				140,430.00
4300 SUPPLIES						
01-7032-0-4300-0000-3700-000-00000	FOODSER	90.21	90.21		90.21	
1st Interim Adj		90.21				
01-7032-0-4300-0000-3700-004-00000	FOODSER	545.91	545.91		545.91	
1st Interim Adj		545.91				
TOTAL:		636.12	636.12		636.12	
4400 NON-CAPITALIZED EQUIP.						
01-7032-0-4400-0000-3700-000-00000	FOODSER	70,000.00				70,000.00
DETAIL LINE		70,000.00				
01-7032-0-4400-0000-3700-004-00000	FOODSER	5,055.05	5,055.05		5,055.05	
1st Interim Adj		5,055.05				
TOTAL:		75,055.05	5,055.05		5,055.05	70,000.00
TOTAL: 4xxx		75,691.17	5,691.17		5,691.17	70,000.00
5600 RENTALS, LEASES & REPAIRS,N.C.						
01-7032-0-5600-0000-8110-000-00000	MAINT	435.10	435.10		435.10	
DETAIL LINE		435.10				
01-7032-0-5600-0000-8110-004-00000	MAINT	2,365.00	2,365.00		2,365.00	
1st Interim Adj		2,365.00				
TOTAL:		2,800.10	2,800.10		2,800.10	
TOTAL: 5xxx		2,800.10	2,800.10		2,800.10	
*SUB-TOTAL:1000-5999		78,491.27	8,491.27		8,491.27	70,000.00
6400 EQUIPMENT						
01-7032-0-6400-0000-3700-000-00000	FOODSER	46,019.91	46,019.91		46,019.91	
CHILLER/FREEZER		46,019.91				
01-7032-0-6400-0000-8500-000-00000	FAC ACQ	70,430.00				70,430.00
Food Service Van		70,430.00				
TOTAL:		116,449.91	46,019.91		46,019.91	70,430.00
6500 EQUIPMENT REPLACEMENT						
01-7032-0-6500-0000-8500-004-00000	FAC ACQ	43,440.57	38,155.22	5,267.85	43,423.07	17.50
CURTIS RESTAURANT EQUIPT		32,921.37				
DETAIL LINE		10,519.20				
TOTAL:		43,440.57	38,155.22	5,267.85	43,423.07	17.50
TOTAL: 6xxx		159,890.48	84,175.13	5,267.85	89,442.98	70,447.50
*SUB-TOTAL:1000-6999		238,381.75	92,666.40	5,267.85	97,934.25	140,447.50

FUND :01 GENERAL FUND RESOURCE:7085 CA LEARNING FOR SCHOOL SUCCESS

	FUNCTION	2025-2026 2ND INTER BUDGET	2025-2026 YTD ACTUAL	2025-2026 YTD ENCUMBER	CALC: 2+3 2025-2026 TOTAL	CALC: 1-4 2025-2026 REMAINING BUDGET
8590 ALL OTHER STATE REVENUES						
01-7085-0-8590-0000-0000-000-00000	REV/BAL	13,335.00	13,335.00		13,335.00	
DETAIL LINE		13,335.00				
TOTAL:		13,335.00	13,335.00		13,335.00	
TOTAL: 8xxx		13,335.00	13,335.00		13,335.00	
3401 HEALTH & WELFARE CERTIFICATED						
01-7085-0-3401-1150-1000-002-20002	INSTR		206.74		206.74	206.74-
TOTAL:			206.74		206.74	206.74-
3402 HEALTH & WELFARE CLASSIFIED						
01-7085-0-3402-1150-1000-004-20002	INSTR		366.30		366.30	366.30-
TOTAL:			366.30		366.30	366.30-
TOTAL: 3xxx			573.04		573.04	573.04-
*SUB-TOTAL:1000-5999			573.04		573.04	573.04-

FUND :01 GENERAL FUND RESOURCE:7210 AMERICAN INDIAN ECE

	FUNCTION	2025-2026 2ND INTER BUDGET	2025-2026 YTD ACTUAL	2025-2026 YTD ENCUMBER	CALC: 2+3 2025-2026 TOTAL	CALC: 1-4 2025-2026 REMAINING BUDGET
8590 ALL OTHER STATE REVENUES						
01-7210-0-8590-0000-0000-000-00000	REV/BAL	60,000.00	59,866.67		59,866.67	133.33
DETAIL LINE		60,000.00				
TOTAL:		60,000.00	59,866.67		59,866.67	133.33
TOTAL: 8xxx		60,000.00	59,866.67		59,866.67	133.33
2100 INSTRUCTIONAL AIDE SALARIES						
01-7210-0-2100-1150-1000-000-00000	INSTR	30,598.55	18,740.96	10,709.12	29,450.08	1,148.47
Bickford, Deborah		30,598.55				
TOTAL:		30,598.55	18,740.96	10,709.12	29,450.08	1,148.47
TOTAL: 2xxx		30,598.55	18,740.96	10,709.12	29,450.08	1,148.47
3202 PERS CLASSIFIED						
01-7210-0-3202-1150-1000-000-00000	INSTR	8,203.47	5,024.46	2,871.12	7,895.58	307.89
*Bickford, Deborah		8,203.47				
TOTAL:		8,203.47	5,024.46	2,871.12	7,895.58	307.89
3302 SOCIAL SECURITY CLASSIFIED						
01-7210-0-3302-1150-1000-000-00000	INSTR	1,897.11	1,161.93	663.96	1,825.89	71.22
*Bickford, Deborah		1,897.11				
TOTAL:		1,897.11	1,161.93	663.96	1,825.89	71.22
3312 MEDICARE - CLASSIFIED						
01-7210-0-3312-1150-1000-000-00000	INSTR	443.68	271.74	155.28	427.02	16.66
*Bickford, Deborah		443.68				
TOTAL:		443.68	271.74	155.28	427.02	16.66
3401 HEALTH & WELFARE CERTIFICATED						
01-7210-0-3401-1150-1000-002-10004	INSTR		847.18		847.18	847.18-
TOTAL:			847.18		847.18	847.18-
3402 HEALTH & WELFARE CLASSIFIED						
01-7210-0-3402-1150-1000-000-00000	INSTR	6,566.70	3,313.90	2,211.10	5,525.00	1,041.70
Bickford, Deborah,H&W		6,566.70				
TOTAL:		6,566.70	3,313.90	2,211.10	5,525.00	1,041.70
3502 UNEMPLOYMENT - CLASSIFIED						
01-7210-0-3502-1150-1000-000-00000	INSTR	15.30	9.38	5.35	14.73	0.57
*Bickford, Deborah		15.30				
TOTAL:		15.30	9.38	5.35	14.73	0.57
3602 WORKERS COMP - CLASSIFIED						
01-7210-0-3602-1150-1000-000-00000	INSTR	623.11	386.61	220.93	607.54	15.57
*Bickford, Deborah		623.11				
TOTAL:		623.11	386.61	220.93	607.54	15.57
TOTAL: 3xxx		17,749.37	11,015.20	6,127.74	17,142.94	606.43
4300 SUPPLIES						

FUND :01 GENERAL FUND RESOURCE:7210 AMERICAN INDIAN ECE

	FUNCTION	2025-2026 2ND INTER BUDGET	2025-2026 YTD ACTUAL	2025-2026 YTD ENCUMBER	CALC: 2+3 2025-2026 TOTAL	CALC: 1-4 2025-2026 REMAINING BUDGET
01-7210-0-4300-1150-1000-000-00000	INSTR	7,629.35				7,629.35
DETAIL LINE		7,629.35				
TOTAL:		7,629.35				7,629.35
TOTAL: 4xxx		7,629.35				7,629.35
5800 PROFES'L/CONSULTG SVCS/OP EXP						
01-7210-0-5800-1150-1000-000-00000	INSTR	99.50		99.50	99.50	
DETAIL LINE		99.50				
TOTAL:		99.50		99.50	99.50	
TOTAL: 5xxx		99.50		99.50	99.50	
*SUB-TOTAL:1000-5999		56,076.77	29,756.16	16,936.36	46,692.52	9,384.25
7310 TRANSFERS OF INDIRECT COSTS						
01-7210-0-7310-0000-7210-000-00000	COST TR	3,923.23				3,923.23
5.41% INDIRECT COST RATE		3,923.23				
TOTAL:		3,923.23				3,923.23
TOTAL: 7xxx		3,923.23				3,923.23
*SUB-TOTAL:1000-7999		60,000.00	29,756.16	16,936.36	46,692.52	13,307.48

FUND :01 GENERAL FUND RESOURCE:7435 LEARN RECOV EMERGENCY GRANT

	FUNCTION	2025-2026 2ND INTER BUDGET	2025-2026 YTD ACTUAL	2025-2026 YTD ENCUMBER	CALC: 2+3 2025-2026 TOTAL	CALC: 1-4 2025-2026 REMAINING BUDGET
8590 ALL OTHER STATE REVENUES						
01-7435-0-8590-0000-0000-000-00000	REV/BAL	153,226.20	68,802.00		68,802.00	84,424.20
DEF REV		84,439.20				
New Allocation		68,787.00				
TOTAL:		153,226.20	68,802.00		68,802.00	84,424.20
TOTAL: 8xxx		153,226.20	68,802.00		68,802.00	84,424.20
5800 PROFES'L/CONSULTG SVCS/OP EXP						
01-7435-0-5800-1150-1000-000-10001	INSTR	84,439.20	6,900.00		6,900.00	77,539.20
I-READY		84,439.20				
01-7435-0-5800-1150-1000-002-10001	INSTR	39,072.00	39,072.00		39,072.00	
DETAIL LINE		39,072.00				
TOTAL:		123,511.20	45,972.00		45,972.00	77,539.20
TOTAL: 5xxx		123,511.20	45,972.00		45,972.00	77,539.20
*SUB-TOTAL:1000-5999		123,511.20	45,972.00		45,972.00	77,539.20

FUND :01 GENERAL FUND RESOURCE:7810 OTHER STATE

	FUNCTION	2025-2026 2ND INTER BUDGET	2025-2026 YTD ACTUAL	2025-2026 YTD ENCUMBER	CALC: 2+3 2025-2026 TOTAL	CALC: 1-4 2025-2026 REMAINING BUDGET
8590 ALL OTHER STATE REVENUES						
01-7810-0-8590-0000-0000-000-00000	REV/BAL	10,108.00				10,108.00
Literacy Screenings Prof Dev		10,108.00				
TOTAL:		10,108.00				10,108.00
TOTAL: 8xxx		10,108.00				10,108.00

FUND :01 GENERAL FUND RESOURCE:8150 ONGOING & MAJOR MAINTENANCE

	FUNCTION	2025-2026 2ND INTER BUDGET	2025-2026 YTD ACTUAL	2025-2026 YTD ENCUMBER	CALC: 2+3 2025-2026 TOTAL	CALC: 1-4 2025-2026 REMAINING BUDGET
8699 ALL OTHER LOCAL REVENUES						
01-8150-0-8699-0000-0000-000-00000	REV/BAL	50,000.00				50,000.00
TRC		50,000.00				
TOTAL:		50,000.00				50,000.00
8980 CONTRIBUTIONS FR UNRESTR REV						
01-8150-0-8980-0000-0000-000-00000	REV/BAL	297,249.08				297,249.08
5.41% INDIRECT COST RATE		24,532.90				
DETAIL LINE		272,716.18				
TOTAL:		297,249.08				297,249.08
TOTAL: 8xxx		347,249.08				347,249.08
4300 SUPPLIES						
01-8150-0-4300-0000-8110-000-00000	MAINT	4,500.00				4,500.00
Misc Bldg Maint Supply		4,500.00				
01-8150-0-4300-0000-8110-002-00000	MAINT	4,500.00	1,355.59		1,355.59	3,144.41
Misc Bldg Maint Supply		4,500.00				
01-8150-0-4300-0000-8110-003-00000	MAINT	4,500.00	131.39	39.03	170.42	4,329.58
Misc Bldg Maint Supply		4,500.00				
01-8150-0-4300-0000-8110-004-00000	MAINT	4,500.00	280.15		280.15	4,219.85
Misc Bldg Maint Supply		4,500.00				
TOTAL:		18,000.00	1,767.13	39.03	1,806.16	16,193.84
TOTAL: 4xxx		18,000.00	1,767.13	39.03	1,806.16	16,193.84
5600 RENTALS, LEASES & REPAIRS,N.C.						
01-8150-0-5600-0000-8110-000-00000	MAINT	47,522.00	4,306.92	10,948.08	15,255.00	32,267.00
CR COMBUSTION		10,000.00				
MISC REPAIRS		12,522.00				
MOUNTAIN AIR HEATING		20,000.00				
RAY MAC MECHANICAL		5,000.00				
01-8150-0-5600-0000-8110-002-00000	MAINT	950.00				950.00
MISC		950.00				
01-8150-0-5600-0000-8110-003-00000	MAINT	5,000.00				5,000.00
DETAIL LINE		5,000.00				
01-8150-0-5600-0000-8110-004-00000	MAINT	1,244.18				1,244.18
DETAIL LINE		1,244.18				
TOTAL:		54,716.18	4,306.92	10,948.08	15,255.00	39,461.18
TOTAL: 5xxx		54,716.18	4,306.92	10,948.08	15,255.00	39,461.18
*SUB-TOTAL:1000-5999		72,716.18	6,074.05	10,987.11	17,061.16	55,655.02
7310 TRANSFERS OF INDIRECT COSTS						
01-8150-0-7310-0000-7210-000-00000	COST TR	24,532.90				24,532.90
5.41% INDIRECT COST RATE		24,532.90				
TOTAL:		24,532.90				24,532.90
7619 OTHER AUTH INTERFUND TF OUT						

FUND :01 GENERAL FUND RESOURCE:8150 ONGOING & MAJOR MAINTENANCE

	FUNCTION	2025-2026 2ND INTER BUDGET	2025-2026 YTD ACTUAL	2025-2026 YTD ENCUMBER	CALC: 2+3 2025-2026 TOTAL	CALC: 1-4 2025-2026 REMAINING BUDGET
01-8150-0-7619-0000-9300-000-00000 TRANS OUT DEF MAINT	INTFD T	250,000.00 250,000.00	20,000.00		20,000.00	230,000.00
TOTAL:		250,000.00	20,000.00		20,000.00	230,000.00
TOTAL: 7xxx		274,532.90	20,000.00		20,000.00	254,532.90
*SUB-TOTAL:1000-7999		347,249.08	26,074.05	10,987.11	37,061.16	310,187.92

FUND :01 GENERAL FUND RESOURCE:9143 CALI READS NAPA SCOE

	FUNCTION	2025-2026 2ND INTER BUDGET	2025-2026 YTD ACTUAL	2025-2026 YTD ENCUMBER	CALC: 2+3 2025-2026 TOTAL	CALC: 1-4 2025-2026 REMAINING BUDGET
8699 ALL OTHER LOCAL REVENUES						
01-9143-0-8699-0000-0000-000-00000	REV/BAL	10,571.00				10,571.00
1ST INTERIM		10,571.00				
TOTAL:		10,571.00				10,571.00
8980 CONTRIBUTIONS FR UNRESTR REV						
01-9143-0-8980-0000-0000-000-00000	REV/BAL	8.73				8.73
FROM 0000		8.73				
TOTAL:		8.73				8.73
TOTAL: 8xxx		10,579.73				10,579.73
1100 CERTIFICATED TEACHERS SALARIES						
01-9143-0-1100-1150-1000-004-00000	INSTR	4,400.00				4,400.00
Cali Reads Napa COE		4,400.00				
TOTAL:		4,400.00				4,400.00
1300 CERTIFICATED SUPERV & ADM SAL						
01-9143-0-1300-0000-7200-000-00000	GEN ADM	2,000.00				2,000.00
Cali Reads Napa COE		2,000.00				
TOTAL:		2,000.00				2,000.00
TOTAL: 1xxx		6,400.00				6,400.00
2400 CLERICAL/TECHNICAL/OFFICE SAL						
01-9143-0-2400-0000-7200-000-00000	GEN ADM	2,000.00				2,000.00
Cali Reads Napa COE		2,000.00				
TOTAL:		2,000.00				2,000.00
TOTAL: 2xxx		2,000.00				2,000.00
3101 STRS CERTIFICATED						
01-9143-0-3101-0000-7200-000-00000	GEN ADM	382.00				382.00
*Cali Reads Napa C		382.00				
01-9143-0-3101-1150-1000-004-00000	INSTR	840.40				840.40
*Cali Reads Napa C		840.40				
TOTAL:		1,222.40				1,222.40
3202 PERS CLASSIFIED						
01-9143-0-3202-0000-7200-000-00000	GEN ADM	536.20				536.20
*Cali Reads Napa C		536.20				
TOTAL:		536.20				536.20
3302 SOCIAL SECURITY CLASSIFIED						
01-9143-0-3302-0000-7200-000-00000	GEN ADM	124.00				124.00
*Cali Reads Napa C		124.00				
TOTAL:		124.00				124.00
3311 MEDICARE - CERTIFICATED						
01-9143-0-3311-0000-7200-000-00000	GEN ADM	29.00				29.00

FUND :01 GENERAL FUND RESOURCE:9143 CALI READS NAPA SCOE

	FUNCTION	2025-2026 2ND INTER BUDGET	2025-2026 YTD ACTUAL	2025-2026 YTD ENCUMBER	CALC: 2+3 2025-2026 TOTAL	CALC: 1-4 2025-2026 REMAINING BUDGET
*Cali Reads Napa C		29.00				
01-9143-0-3311-1150-1000-004-00000	INSTR	63.80				63.80
*Cali Reads Napa C		63.80				
TOTAL:		92.80				92.80
3312 MEDICARE - CLASSIFIED						
01-9143-0-3312-0000-7200-000-00000	GEN ADM	29.00				29.00
*Cali Reads Napa C		29.00				
TOTAL:		29.00				29.00
3501 UNEMPLOYMENT - CERTIFICATED						
01-9143-0-3501-0000-7200-000-00000	GEN ADM	1.00				1.00
*Cali Reads Napa C		1.00				
01-9143-0-3501-1150-1000-004-00000	INSTR	2.20				2.20
*Cali Reads Napa C		2.20				
TOTAL:		3.20				3.20
3502 UNEMPLOYMENT - CLASSIFIED						
01-9143-0-3502-0000-7200-000-00000	GEN ADM	1.00				1.00
*Cali Reads Napa C		1.00				
TOTAL:		1.00				1.00
3601 WORKERS COMP - CERTIFICATED						
01-9143-0-3601-0000-7200-000-00000	GEN ADM	40.73				40.73
*Cali Reads Napa C		40.73				
01-9143-0-3601-1150-1000-004-00000	INSTR	89.60				89.60
*Cali Reads Napa C		89.60				
TOTAL:		130.33				130.33
3602 WORKERS COMP - CLASSIFIED						
01-9143-0-3602-0000-7200-000-00000	GEN ADM	40.73				40.73
*Cali Reads Napa C		40.73				
TOTAL:		40.73				40.73
TOTAL: 3xxx		2,179.66				2,179.66
5899 UNAPPROPRIATED REVENUE						
01-9143-0-5899-1150-1000-000-00000	INSTR	0.07				0.07
DETAIL LINE		0.07				
TOTAL:		0.07				0.07
TOTAL: 5xxx		0.07				0.07
*SUB-TOTAL:1000-5999		10,579.73				10,579.73

FUND :01 GENERAL FUND RESOURCE:9710 CS EWIG BUTTE COE

	FUNCTION	2025-2026 2ND INTER BUDGET	2025-2026 YTD ACTUAL	2025-2026 YTD ENCUMBER	CALC: 2+3 2025-2026 TOTAL	CALC: 1-4 2025-2026 REMAINING BUDGET
8980 CONTRIBUTIONS FR UNRESTR REV						
01-9710-0-8980-0000-0000-000-00000	REV/BAL	5,987.03				5,987.03
FROM 0000		5,987.03				
TOTAL:		5,987.03				5,987.03
TOTAL: 8xxx		5,987.03				5,987.03
4400 NON-CAPITALIZED EQUIP.						
01-9710-0-4400-1150-1000-004-00000	INSTR	5,987.03	5,987.03		5,987.03	
DETAIL LINE		5,987.03				
TOTAL:		5,987.03	5,987.03		5,987.03	
TOTAL: 4xxx		5,987.03	5,987.03		5,987.03	
*SUB-TOTAL:1000-5999		5,987.03	5,987.03		5,987.03	

FUND :01 GENERAL FUND RESOURCE:9713 WELLNESS GRANT

	FUNCTION	2025-2026 2ND INTER BUDGET	2025-2026 YTD ACTUAL	2025-2026 YTD ENCUMBER	CALC: 2+3 2025-2026 TOTAL	CALC: 1-4 2025-2026 REMAINING BUDGET
8699 ALL OTHER LOCAL REVENUES						
01-9713-0-8699-0000-0000-000-00000	REV/BAL	93,686.93				93,686.93
DETAIL LINE		63,569.64				
WELLNESS COACH GRANT		30,117.29				
TOTAL:		93,686.93				93,686.93
TOTAL: 8xxx		93,686.93				93,686.93
2200 CLASSIFIED SUPPORT SALARIES						
01-9713-0-2200-0000-7200-000-00000	GEN ADM	58,900.00	34,998.47	24,541.65	59,540.12	640.12-
Gerdes, Natalie		58,900.00				
TOTAL:		58,900.00	34,998.47	24,541.65	59,540.12	640.12-
TOTAL: 2xxx		58,900.00	34,998.47	24,541.65	59,540.12	640.12-
3202 PERS CLASSIFIED						
01-9713-0-3202-0000-7200-000-00000	GEN ADM	15,791.09	10,220.48	5,742.21	15,962.69	171.60-
*Gerdes, Natalie		15,791.09				
TOTAL:		15,791.09	10,220.48	5,742.21	15,962.69	171.60-
3302 SOCIAL SECURITY CLASSIFIED						
01-9713-0-3302-0000-7200-000-00000	GEN ADM	3,651.80	2,169.93	1,521.58	3,691.51	39.71-
*Gerdes, Natalie		3,651.80				
TOTAL:		3,651.80	2,169.93	1,521.58	3,691.51	39.71-
3312 MEDICARE - CLASSIFIED						
01-9713-0-3312-0000-7200-000-00000	GEN ADM	854.05	507.47	355.85	863.32	9.27-
*Gerdes, Natalie		854.05				
TOTAL:		854.05	507.47	355.85	863.32	9.27-
3402 HEALTH & WELFARE CLASSIFIED						
01-9713-0-3402-0000-7200-000-00000	GEN ADM	13,133.40	6,627.75	4,422.20	11,049.95	2,083.45
Gerdes, Natalie,H&W		13,133.40				
01-9713-0-3402-0000-7200-000-20005	GEN ADM		1,105.55		1,105.55	1,105.55-
TOTAL:		13,133.40	7,733.30	4,422.20	12,155.50	977.90
3502 UNEMPLOYMENT - CLASSIFIED						
01-9713-0-3502-0000-7200-000-00000	GEN ADM	29.45	17.47	12.27	29.74	0.29-
*Gerdes, Natalie		29.45				
TOTAL:		29.45	17.47	12.27	29.74	0.29-
3602 WORKERS COMP - CLASSIFIED						
01-9713-0-3602-0000-7200-000-00000	GEN ADM	1,199.44	722.03	506.29	1,228.32	28.88-
*Gerdes, Natalie		1,199.44				
TOTAL:		1,199.44	722.03	506.29	1,228.32	28.88-
TOTAL: 3xxx		34,659.23	21,370.68	12,560.40	33,931.08	728.15
*SUB-TOTAL:1000-7999		93,559.23	56,369.15	37,102.05	93,471.20	88.03

FUND :01 GENERAL FUND RESOURCE:9713 WELLNESS GRANT

FUNCTION	2025-2026 2ND INTER BUDGET	2025-2026 YTD ACTUAL	2025-2026 YTD ENCUMBER	CALC: 2+3 2025-2026 TOTAL	CALC: 1-4 2025-2026 REMAINING BUDGET
**TOTAL:1000-5999	16,223,483.97	9,513,385.63	4,855,624.46	14,369,010.09	1,854,473.88
**TOTAL:1000-6999	16,533,374.45	9,597,560.76	4,887,892.31	14,485,453.07	2,047,921.38
**TOTAL:1000-7999	17,046,905.91	9,617,560.76	4,887,892.31	14,505,453.07	2,541,452.84
**TOTAL:8000-8999	17,075,026.08	9,288,826.20		9,288,826.20	7,786,199.88

FUND :13 CAFETERIA RESOURCE:5310 CHILD NUTRITION-SCHOOL PROGRAM

	FUNCTION	2025-2026 2ND INTER BUDGET	2025-2026 YTD ACTUAL	2025-2026 YTD ENCUMBER	CALC: 2+3 2025-2026 TOTAL	CALC: 1-4 2025-2026 REMAINING BUDGET
8220 CHILD NUTRITION PROGRAMS						
13-5310-0-8220-0000-0000-000-00000	REV/BAL	240,000.00	124,505.68		124,505.68	115,494.32
FED NUTRITION PRO		240,000.00				
TOTAL:		240,000.00	124,505.68		124,505.68	115,494.32
8520 CHILD NUTRITION						
13-5310-0-8520-0000-0000-000-00000	REV/BAL	675,000.00	268,018.12		268,018.12	406,981.88
STATE NUTRITION PRO		675,000.00				
TOTAL:		675,000.00	268,018.12		268,018.12	406,981.88
8660 INTEREST						
13-5310-0-8660-0000-0000-000-00000	REV/BAL	7,500.00	5,333.13		5,333.13	2,166.87
LOCAL REV/INTEREST		7,500.00				
TOTAL:		7,500.00	5,333.13		5,333.13	2,166.87
8699 ALL OTHER LOCAL REVENUES						
13-5310-0-8699-0000-0000-000-00000	REV/BAL	500.43				500.43
DETAIL LINE		500.43				
TOTAL:		500.43				500.43
TOTAL: 8xxx		923,000.43	397,856.93		397,856.93	525,143.50
2200 CLASSIFIED SUPPORT SALARIES						
13-5310-0-2200-0000-3700-002-00000	FOODSER	38,547.09	23,345.67	16,061.30	39,406.97	859.88-
Green, Sarah		38,547.09				
13-5310-0-2200-0000-3700-003-00000	FOODSER	20,466.89				20,466.89
Ebejer, Martha Markay		20,466.89				
13-5310-0-2200-0000-3700-004-00000	FOODSER	138,506.83	91,010.32	70,869.28	161,879.60	23,372.77-
Buelna, Rosa		42,349.54				
Chapman, Amy		4,212.52				
Munoz, Tawnie		37,409.53				
Sadowski, Jayson		20,536.66				
Sweezey, Kristy		33,998.58				
TOTAL:		197,520.81	114,355.99	86,930.58	201,286.57	3,765.76-
2300 CLASSIFIED SUPERV & ADMIN SAL						
13-5310-0-2300-0000-3700-000-00000	FOODSER	70,080.34	44,966.64	22,483.32	67,449.96	2,630.38
Head, Renee		70,080.34				
TOTAL:		70,080.34	44,966.64	22,483.32	67,449.96	2,630.38
TOTAL: 2xxx		267,601.15	159,322.63	109,413.90	268,736.53	1,135.38-
3202 PERS CLASSIFIED						
13-5310-0-3202-0000-3700-000-00000	FOODSER	18,788.54	12,055.52	6,027.78	18,083.30	705.24
*Head, Renee		18,788.54				
13-5310-0-3202-0000-3700-002-00000	FOODSER	10,334.47	6,678.25	3,757.99	10,436.24	101.77-
*Green, Sarah		10,334.47				
13-5310-0-3202-0000-3700-003-00000	FOODSER	5,487.17				5,487.17
*Ebejer, Martha Ma		5,487.17				
13-5310-0-3202-0000-3700-004-00000	FOODSER	37,133.69	25,406.81	17,912.07	43,318.88	6,185.19-

FUND :13 CAFETERIA RESOURCE:5310 CHILD NUTRITION-SCHOOL PROGRAM

	FUNCTION	2025-2026 2ND INTER BUDGET	2025-2026 YTD ACTUAL	2025-2026 YTD ENCUMBER	CALC: 2+3 2025-2026 TOTAL	CALC: 1-4 2025-2026 REMAINING BUDGET
*Buelna, Rosa		11,353.92				
*Chapman, Amy		1,129.38				
*Munoz, Tawnie		10,029.49				
*Sadowski, Jayson		5,505.88				
*Sweezey, Kristy		9,115.02				
TOTAL:		71,743.87	44,140.58	27,697.84	71,838.42	94.55-
3302 SOCIAL SECURITY CLASSIFIED						
13-5310-0-3302-0000-3700-000-00000	FOODSER	4,344.98	2,787.92	1,393.97	4,181.89	163.09
*Head, Renee		4,344.98				
13-5310-0-3302-0000-3700-002-00000	FOODSER	2,389.92	1,447.44	995.80	2,443.24	53.32-
*Green, Sarah		2,389.92				
13-5310-0-3302-0000-3700-003-00000	FOODSER	1,268.95				1,268.95
*Ebejer, Martha Ma		1,268.95				
13-5310-0-3302-0000-3700-004-00000	FOODSER	8,587.44	5,595.08	4,393.89	9,988.97	1,401.53-
*Buelna, Rosa		2,625.68				
*Chapman, Amy		261.18				
*Munoz, Tawnie		2,319.39				
*Sadowski, Jayson		1,273.28				
*Sweezey, Kristy		2,107.91				
TOTAL:		16,591.29	9,830.44	6,783.66	16,614.10	22.81-
3312 MEDICARE - CLASSIFIED						
13-5310-0-3312-0000-3700-000-00000	FOODSER	1,016.16	652.00	326.01	978.01	38.15
*Head, Renee		1,016.16				
13-5310-0-3312-0000-3700-002-00000	FOODSER	558.93	338.53	232.89	571.42	12.49-
*Green, Sarah		558.93				
13-5310-0-3312-0000-3700-003-00000	FOODSER	296.77				296.77
*Ebejer, Martha Ma		296.77				
13-5310-0-3312-0000-3700-004-00000	FOODSER	2,008.35	1,308.53	1,027.62	2,336.15	327.80-
*Buelna, Rosa		614.07				
*Chapman, Amy		61.08				
*Munoz, Tawnie		542.44				
*Sadowski, Jayson		297.78				
*Sweezey, Kristy		492.98				
TOTAL:		3,880.21	2,299.06	1,586.52	3,885.58	5.37-
3402 HEALTH & WELFARE CLASSIFIED						
13-5310-0-3402-0000-3700-000-00000	FOODSER	13,133.40	6,677.88	3,177.40	9,855.28	3,278.12
Head, Renee,H&W		13,133.40				
13-5310-0-3402-0000-3700-004-00000	FOODSER	36,116.85	18,723.73	10,011.32	28,735.05	7,381.80
Buelna, Rosa,H&W		13,133.40				
Chapman, Amy,H&W		1,094.45				
Sadowski, Jayson,H&W		10,944.50				
Sweezey, Kristy,H&W		10,944.50				
TOTAL:		49,250.25	25,401.61	13,188.72	38,590.33	10,659.92
3502 UNEMPLOYMENT - CLASSIFIED						
13-5310-0-3502-0000-3700-000-00000	FOODSER	35.04	22.48	11.24	33.72	1.32
*Head, Renee		35.04				

FUND :13 CAFETERIA RESOURCE:5310 CHILD NUTRITION-SCHOOL PROGRAM

	FUNCTION	2025-2026 2ND INTER BUDGET	2025-2026 YTD ACTUAL	2025-2026 YTD ENCUMBER	CALC: 2+3 2025-2026 TOTAL	CALC: 1-4 2025-2026 REMAINING BUDGET
13-5310-0-3502-0000-3700-002-00000	FOODSER	19.27	11.72	8.03	19.75	0.48-
*Green, Sarah		19.27				
13-5310-0-3502-0000-3700-003-00000	FOODSER	10.23				10.23
*Ebejer, Martha Ma		10.23				
13-5310-0-3502-0000-3700-004-00000	FOODSER	69.25	45.14	35.34	80.48	11.23-
*Buelna, Rosa		21.18				
*Chapman, Amy		2.11				
*Munoz, Tawnie		18.70				
*Sadowski, Jayson		10.27				
*Sweezey, Kristy		16.99				
TOTAL:		133.79	79.34	54.61	133.95	0.16-
3602 WORKERS COMP - CLASSIFIED						
13-5310-0-3602-0000-3700-000-00000	FOODSER	1,427.12	927.68	463.83	1,391.51	35.61
*Head, Renee		1,427.12				
13-5310-0-3602-0000-3700-002-00000	FOODSER	784.97	481.62	331.34	812.96	27.99-
*Green, Sarah		784.97				
13-5310-0-3602-0000-3700-003-00000	FOODSER	416.79				416.79
*Ebejer, Martha Ma		416.79				
13-5310-0-3602-0000-3700-004-00000	FOODSER	2,820.55	1,861.69	1,461.18	3,322.87	502.32-
*Buelna, Rosa		862.41				
*Chapman, Amy		85.78				
*Munoz, Tawnie		761.81				
*Sadowski, Jayson		418.20				
*Sweezey, Kristy		692.35				
TOTAL:		5,449.43	3,270.99	2,256.35	5,527.34	77.91-
3702 OPEB, ALLOCATED, CLASSIFIED						
13-5310-0-3702-0000-3700-000-00000	FOODSER	1,604.81				1,604.81
DETAIL LINE		1,604.81				
13-5310-0-3702-0000-3700-004-00000	FOODSER	1,604.81				1,604.81
DETAIL LINE		1,604.81				
TOTAL:		3,209.62				3,209.62
TOTAL: 3xxx		150,258.46	85,022.02	51,567.70	136,589.72	13,668.74
4300 SUPPLIES						
13-5310-0-4300-0000-3700-000-00000	FOODSER	46,400.00	20,679.80	12,835.30	33,515.10	12,884.90
Cafeteria Supplies		46,400.00				
13-5310-0-4300-0000-3700-004-00000	FOODSER	50.00				50.00
DETAIL LINE		50.00				
TOTAL:		46,450.00	20,679.80	12,835.30	33,515.10	12,934.90
4700 FOOD						
13-5310-0-4700-0000-3700-000-00000	FOODSER	552,400.00	259,712.33	277,502.96	537,215.29	15,184.71
DETAIL LINE		552,400.00				
TOTAL:		552,400.00	259,712.33	277,502.96	537,215.29	15,184.71
TOTAL: 4xxx		598,850.00	280,392.13	290,338.26	570,730.39	28,119.61
5300 DUES & MEMBERSHIPS						

FUND :13 CAFETERIA RESOURCE:5310 CHILD NUTRITION-SCHOOL PROGRAM

	FUNCTION	2025-2026 2ND INTER BUDGET	2025-2026 YTD ACTUAL	2025-2026 YTD ENCUMBER	CALC: 2+3 2025-2026 TOTAL	CALC: 1-4 2025-2026 REMAINING BUDGET
13-5310-0-5300-0000-3700-000-00000	FOODSER	350.00	350.00		350.00	
DETAIL LINE		350.00				
TOTAL:		350.00	350.00		350.00	
5500 OPERATION & HOUSEKEEPING SERV						
13-5310-0-5500-0000-8200-000-00000	OPER	10,000.00	5,324.18	4,675.82	10,000.00	
ALSCO		10,000.00				
TOTAL:		10,000.00	5,324.18	4,675.82	10,000.00	
5600 RENTALS, LEASES & REPAIRS,N.C.						
13-5310-0-5600-0000-3700-000-00000	FOODSER	1,146.00	1,146.00		1,146.00	
DETAIL LINE		1,146.00				
13-5310-0-5600-0000-8110-000-00000	MAINT	632.50				632.50
DETAIL LINE		632.50				
TOTAL:		1,778.50	1,146.00		1,146.00	632.50
5800 PROFES'L/CONSULTG SVCS/OP EXP						
13-5310-0-5800-0000-3700-000-00000	FOODSER	18,809.16	13,024.16	5,785.00	18,809.16	
DETAIL LINE		18,809.16				
TOTAL:		18,809.16	13,024.16	5,785.00	18,809.16	
TOTAL: 5xxx		30,937.66	19,844.34	10,460.82	30,305.16	632.50
*SUB-TOTAL:1000-7999		1,047,647.27	544,581.12	461,780.68	1,006,361.80	41,285.47
**TOTAL:1000-5999		1,047,647.27	544,581.12	461,780.68	1,006,361.80	41,285.47
**TOTAL:1000-6999		1,047,647.27	544,581.12	461,780.68	1,006,361.80	41,285.47
**TOTAL:1000-7999		1,047,647.27	544,581.12	461,780.68	1,006,361.80	41,285.47
**TOTAL:8000-8999		923,000.43	397,856.93		397,856.93	525,143.50

FUND :14 DEFERRED MAINTENANCE RESOURCE:0000 NO REPORTING REQUIREMENT

	FUNCTION	2025-2026 2ND INTER BUDGET	2025-2026 YTD ACTUAL	2025-2026 YTD ENCUMBER	CALC: 2+3 2025-2026 TOTAL	CALC: 1-4 2025-2026 REMAINING BUDGET
8660 INTEREST						
14-0000-0-8660-0000-0000-000-00000	REV/BAL	1,000.00	29.48		29.48	970.52
INTEREST		1,000.00				
TOTAL:		1,000.00	29.48		29.48	970.52
TOTAL: 8xxx		1,000.00	29.48		29.48	970.52
5600 RENTALS, LEASES & REPAIRS,N.C.						
14-0000-0-5600-0000-8110-004-00000	MAINT	24,762.10	24,762.10		24,762.10	
ASPHALT CRACK REPAIR		24,762.10				
TOTAL:		24,762.10	24,762.10		24,762.10	
TOTAL: 5xxx		24,762.10	24,762.10		24,762.10	
*SUB-TOTAL:1000-5999		24,762.10	24,762.10		24,762.10	

FUND :14 DEFERRED MAINTENANCE RESOURCE:8150 ONGOING & MAJOR MAINTENANCE

	FUNCTION	2025-2026 2ND INTER BUDGET	2025-2026 YTD ACTUAL	2025-2026 YTD ENCUMBER	CALC: 2+3 2025-2026 TOTAL	CALC: 1-4 2025-2026 REMAINING BUDGET
8919 OTHER AUTH INTERFUND TF IN						
14-8150-0-8919-0000-9300-000-00000	INTFD T	250,000.00	20,000.00		20,000.00	230,000.00
Trans In Def Maint		250,000.00				
TOTAL:		250,000.00	20,000.00		20,000.00	230,000.00
TOTAL: 8xxx		250,000.00	20,000.00		20,000.00	230,000.00
5600 RENTALS, LEASES & REPAIRS,N.C.						
14-8150-0-5600-0000-8110-003-00000	MAINT	950.00	950.00		950.00	
DETAIL LINE		950.00				
TOTAL:		950.00	950.00		950.00	
TOTAL: 5xxx		950.00	950.00		950.00	
*SUB-TOTAL:1000-7999		950.00	950.00		950.00	
**TOTAL:1000-5999		25,712.10	25,712.10		25,712.10	
**TOTAL:1000-6999		25,712.10	25,712.10		25,712.10	
**TOTAL:1000-7999		25,712.10	25,712.10		25,712.10	
**TOTAL:8000-8999		251,000.00	20,029.48		20,029.48	230,970.52

FUND :17 SP RES-OTHER THAN CAP OUTLAY RESOURCE:0000 NO REPORTING REQUIREMENT

	FUNCTION	2025-2026 2ND INTER BUDGET	2025-2026 YTD ACTUAL	2025-2026 YTD ENCUMBER	CALC: 2+3 2025-2026 TOTAL	CALC: 1-4 2025-2026 REMAINING BUDGET
8660 INTEREST						
17-0000-0-8660-0000-0000-000-00000	REV/BAL	1,733.18	1,667.00		1,667.00	66.18
INTEREST		1,733.18				
TOTAL:		1,733.18	1,667.00		1,667.00	66.18
TOTAL: 8xxx		1,733.18	1,667.00		1,667.00	66.18
*SUB-TOTAL:1000-7999						
**TOTAL:1000-5999						
**TOTAL:1000-6999						
**TOTAL:1000-7999						
**TOTAL:8000-8999		1,733.18	1,667.00		1,667.00	66.18

FUND :20 POSTEMPLOYMENT BENEFITS-SP.RE. RESOURCE:0000 NO REPORTING REQUIREMENT

	FUNCTION	2025-2026 2ND INTER BUDGET	2025-2026 YTD ACTUAL	2025-2026 YTD ENCUMBER	CALC: 2+3 2025-2026 TOTAL	CALC: 1-4 2025-2026 REMAINING BUDGET
8660 INTEREST						
20-0000-0-8660-0000-0000-000-00000	REV/BAL	2,501.83	2,406.31		2,406.31	95.52
INTEREST		2,501.83				
TOTAL:		2,501.83	2,406.31		2,406.31	95.52
TOTAL: 8xxx		2,501.83	2,406.31		2,406.31	95.52
*SUB-TOTAL:1000-7999						
**TOTAL:1000-5999						
**TOTAL:1000-6999						
**TOTAL:1000-7999						
**TOTAL:8000-8999		2,501.83	2,406.31		2,406.31	95.52

FUND :25 CAPITAL FACILITIES-DEV.FEES RESOURCE:0000 NO REPORTING REQUIREMENT

	FUNCTION	2025-2026 2ND INTER BUDGET	2025-2026 YTD ACTUAL	2025-2026 YTD ENCUMBER	CALC: 2+3 2025-2026 TOTAL	CALC: 1-4 2025-2026 REMAINING BUDGET
8660 INTEREST						
25-0000-0-8660-0000-0000-000-00000	REV/BAL	1,000.00				1,000.00
INTEREST		1,000.00				
TOTAL:		1,000.00				1,000.00
8681 MITIGATION/DEVELOPER FEES						
25-0000-0-8681-0000-0000-000-00000	REV/BAL		7,799.17		7,799.17	7,799.17-
TOTAL:			7,799.17		7,799.17	7,799.17-
TOTAL: 8xxx		1,000.00	7,799.17		7,799.17	6,799.17-
6200 BUILDINGS & IMPROVEMNTS OF BLD						
25-0000-0-6200-0000-8500-004-00000	FAC ACQ	40,750.00		40,750.00	40,750.00	
ROOF REPAIR		40,750.00				
TOTAL:		40,750.00		40,750.00	40,750.00	
TOTAL: 6xxx		40,750.00		40,750.00	40,750.00	
*SUB-TOTAL:1000-6999		40,750.00		40,750.00	40,750.00	

FUND :25 CAPITAL FACILITIES-DEV.FEES RESOURCE:9010 OTHER LOCAL

	FUNCTION	2025-2026 2ND INTER BUDGET	2025-2026 YTD ACTUAL	2025-2026 YTD ENCUMBER	CALC: 2+3 2025-2026 TOTAL	CALC: 1-4 2025-2026 REMAINING BUDGET
8681 MITIGATION/DEVELOPER FEES						
25-9010-0-8681-0000-0000-000-00000	REV/BAL	37,092.71	586.66		586.66	36,506.05
DETAIL LINE		37,092.71				
TOTAL:		37,092.71	586.66		586.66	36,506.05
TOTAL: 8xxx		37,092.71	586.66		586.66	36,506.05

FUND :25 CAPITAL FACILITIES-DEV.FEES RESOURCE:9875 MITIGATION/DEVELOPER FEE ACCTG

	FUNCTION	2025-2026 2ND INTER BUDGET	2025-2026 YTD ACTUAL	2025-2026 YTD ENCUMBER	CALC: 2+3 2025-2026 TOTAL	CALC: 1-4 2025-2026 REMAINING BUDGET
8660 INTEREST						
25-9875-0-8660-0000-0000-000-00000	REV/BAL	4,950.10	4,950.10		4,950.10	
DETAIL LINE		4,950.10				
TOTAL:		4,950.10	4,950.10		4,950.10	
TOTAL: 8xxx		4,950.10	4,950.10		4,950.10	
*SUB-TOTAL:1000-7999						
**TOTAL:1000-5999						
**TOTAL:1000-6999		40,750.00		40,750.00	40,750.00	
**TOTAL:1000-7999		40,750.00		40,750.00	40,750.00	
**TOTAL:8000-8999		43,042.81	13,335.93		13,335.93	29,706.88

FUND :30 STATE SCH BLDG LEASE PURCH RESOURCE:0000 NO REPORTING REQUIREMENT

	FUNCTION	2025-2026 2ND INTER BUDGET	2025-2026 YTD ACTUAL	2025-2026 YTD ENCUMBER	CALC: 2+3 2025-2026 TOTAL	CALC: 1-4 2025-2026 REMAINING BUDGET
8660 INTEREST						
30-0000-0-8660-0000-0000-000-00000	REV/BAL	20.95	20.14		20.14	0.81
INTEREST		20.95				
TOTAL:		20.95	20.14		20.14	0.81
TOTAL: 8xxx		20.95	20.14		20.14	0.81
*SUB-TOTAL:1000-7999						
**TOTAL:1000-5999						
**TOTAL:1000-6999						
**TOTAL:1000-7999						
**TOTAL:8000-8999		20.95	20.14		20.14	0.81

FUND :40 SPECIAL RESERVE - CAP OUTLAY RESOURCE:0000 NO REPORTING REQUIREMENT

	FUNCTION	2025-2026 2ND INTER BUDGET	2025-2026 YTD ACTUAL	2025-2026 YTD ENCUMBER	CALC: 2+3 2025-2026 TOTAL	CALC: 1-4 2025-2026 REMAINING BUDGET
8660 INTEREST						
40-0000-0-8660-0000-0000-000-00000	REV/BAL	62.01	59.63		59.63	2.38
INTEREST		62.01				
TOTAL:		62.01	59.63		59.63	2.38
TOTAL: 8xxx		62.01	59.63		59.63	2.38
*SUB-TOTAL:1000-7999						
**TOTAL:1000-5999						
**TOTAL:1000-6999						
**TOTAL:1000-7999						
**TOTAL:8000-8999		62.01	59.63		59.63	2.38

FUND :63 OTHER ENTERPRISE FUND RESOURCE:0000 NO REPORTING REQUIREMENT

	FUNCTION	2025-2026 2ND INTER BUDGET	2025-2026 YTD ACTUAL	2025-2026 YTD ENCUMBER	CALC: 2+3 2025-2026 TOTAL	CALC: 1-4 2025-2026 REMAINING BUDGET
8660 INTEREST						
63-0000-0-8660-0000-0000-000-00000	REV/BAL	161.95	155.76		155.76	6.19
DETAIL LINE		161.95				
TOTAL:		161.95	155.76		155.76	6.19
TOTAL: 8xxx		161.95	155.76		155.76	6.19
*SUB-TOTAL:1000-7999						
**TOTAL:1000-5999						
**TOTAL:1000-6999						
**TOTAL:1000-7999						
**TOTAL:8000-8999		161.95	155.76		155.76	6.19

FUND :71 RETIREE BENEFIT FUND RESOURCE:0000 NO REPORTING REQUIREMENT

	FUNCTION	2025-2026 2ND INTER BUDGET	2025-2026 YTD ACTUAL	2025-2026 YTD ENCUMBER	CALC: 2+3 2025-2026 TOTAL	CALC: 1-4 2025-2026 REMAINING BUDGET
8660 INTEREST						
71-0000-0-8660-0000-0000-000-00000	REV/BAL	24,000.00				24,000.00
INTEREST		24,000.00				
TOTAL:		24,000.00				24,000.00
TOTAL: 8xxx		24,000.00				24,000.00
*SUB-TOTAL:1000-7999						
**TOTAL:1000-5999						
**TOTAL:1000-6999						
**TOTAL:1000-7999						
**TOTAL:8000-8999		24,000.00				24,000.00

Second Interim
Projected Totals 2025-26
Technical Review Checks
Phase - All
Display - Exceptions Only

Yreka Union Elementary

Siskiyou County

Following is a chart of the various types of technical review checks and related requirements:

F - Fatal (Data must be corrected; an explanation is not allowed)
W/WC - Warning/Warning with Calculation (If data are not correct, correct the data; if data are correct an explanation is required)
O - Informational (If data are not correct, correct the data; if data are correct an explanation is optional, but encouraged)

SACS Web System - SACS V14
3/6/2026 3:21:57 PM

47-70508-0000000

Second Interim
Projected Totals 2025-26
Technical Review Checks
Phase - All
Display - All Technical Checks

Yreka Union Elementary

Siskiyou County

Following is a chart of the various types of technical review checks and related requirements:

F - Fatal (Data must be corrected; an explanation is not allowed)
W/WC - Warning/Warning with Calculation (If data are not correct, correct the data; if data are correct an explanation is required)
O - Informational (If data are not correct, correct the data; if data are correct an explanation is optional, but encouraged)

IMPORT CHECKS

CHECKFUNCTION - (**Fatal**) - All FUNCTION codes must be valid. **Passed**

CHECKFUND - (**Fatal**) - All FUND codes must be valid. **Passed**

CHECKGOAL - (**Fatal**) - All GOAL codes must be valid. **Passed**

CHECKOBJECT - (**Fatal**) - All OBJECT codes must be valid. **Passed**

CHECKRESOURCE - (**Warning**) - All RESOURCE codes must be valid. **Passed**

CHK-FDXRS7690xOB8590 - (**Fatal**) - Funds 19, 57, 63, 66, 67, and 73 with Object 8590, All Other State Revenue, must be used in combination with Resource 7690, STRS-On Behalf Pension Contributions. **Passed**

CHK-FUNCTIONxOBJECT - (**Fatal**) - All FUNCTION and OBJECT account code combinations must be valid. **Passed**

CHK-FUNDxFUNCTION-A - (**Warning**) - All FUND (funds 01 through 12, 19, 57, 62, and 73) and FUNCTION account code combinations should be valid. **Passed**

CHK-FUNDxFUNCTION-B - (**Fatal**) - All FUND (all funds except for 01 through 12, 19, 57, 62, and 73) and FUNCTION account code combinations must be valid. **Passed**

CHK-FUNDxGOAL - (**Warning**) - All FUND and GOAL account code combinations should be valid. **Passed**

CHK-FUNDxOBJECT - (**Fatal**) - All FUND and OBJECT account code combinations must be valid. **Passed**

CHK-FUNDxRESOURCE - (**Warning**) - All FUND and RESOURCE account code combinations should be valid. **Passed**

CHK-GOALxFUNCTION-A - (**Fatal**) - Goal and Function account code combinations (all goals with expenditure objects 1000-7999 in functions 1000-1999 and 4000-5999) must be valid. NOTE: Functions not included in the GOALxFUNCTION table (0000, 2000-3999, 6000-6999, 7100-7199, 7210, 8000-8999) are not checked and will pass the TRC. **Passed**

CHK-GOALxFUNCTION-B - (**Fatal**) - General administration costs (functions 7200-7999, except 7210) must be direct-charged to an Undistributed, Nonagency, or County Services to Districts goal (Goal 0000, 7100-7199, or 8600-8699). **Passed**

CHK-RES6500XOBJ8091 - (**Fatal**) - There is no activity in Resource 6500 (Special Education) with Object 8091 (LCFF Transfers-Current Year) or 8099 (LCFF/Revenue Limit Transfers-Prior Years). **Passed**

CHK-RESOURCExOBJECTA - (**Warning**) - All RESOURCE and OBJECT (objects 8000 through 9999, except for 9791, 9793, and 9795) account code combinations should be valid. **Passed**

CHK-RESOURCExOBJECTB - (**Informational**) - All RESOURCE and OBJECT(objects 9791, 9793, and 9795) account code combinations should be valid. **Passed**

CHK-RS-LOCAL-DEFINED - (**Fatal**) - All locally defined resource codes must roll up to a CDE defined resource code. **Passed**

SPECIAL-ED-GOAL - (**Fatal**) - Special Education revenue and expenditure transactions (resources 3300-3405, and 6500-6540, objects 1000-8999) must be coded to a Special Education 5000 goal or to Goal 7110, Nonagency-Educational. This technical review check excludes Early Intervening Services resources 3307, 3309, 3312, 3318, and 3332. **Passed**

GENERAL LEDGER CHECKS

CEFB-POSITIVE - (**Fatal**) - Components of Ending Fund Balance/Net Position (objects 9700-9789, 9796, and 9797) must be positive individually by resource, by fund. **Passed**

CONTRIB-RESTR-REV - (**Fatal**) - Contributions from Restricted Revenues (Object 8990) must net to zero by fund. **Passed**

CONTRIB-UNREST-REV - (**Fatal**) - Contributions from Unrestricted Revenues (Object 8980) must net to zero by fund. **Passed**

EFB-POSITIVE - (**Warning**) - All ending fund balances (Object 979Z) should be positive by resource, by fund. **Passed**

EPA-CONTRIB - (**Fatal**) - There should be no contributions (objects 8980-8999) to the Education Protection Account (Resource 1400). **Passed**

EXCESS-ASSIGN-REU - (**Fatal**) - Amounts reported in Other Assignments (Object 9780) and/or Reserve for Economic Uncertainties (REU) (Object 9789) should not create a negative amount in Unassigned/Unappropriated (Object 9790) by fund and resource (for all funds except funds 61 through 95). **Passed**

EXP-POSITIVE - (**Warning**) - Expenditure amounts (objects 1000-7999) should be positive by function, resource, and fund. **Passed**

INTERFD-DIR-COST - (**Warning**) - Transfers of Direct Costs - Interfund (Object 5750) must net to zero for all funds. **Passed**

INTERFD-IN-OUT - (**Warning**) - Interfund Transfers In (objects 8910-8929) must equal Interfund Transfers Out (objects 7610-7629). **Passed**

INTERFD-INDIRECT - (**Warning**) - Transfers of Indirect Costs - Interfund (Object 7350) must net to zero for all funds. **Passed**

INTERFD-INDIRECT-FN - (**Warning**) - Transfers of Indirect Costs - Interfund (Object 7350) must net to zero by function. **Passed**

INTRAFD-DIR-COST - (**Fatal**) - Transfers of Direct Costs (Object 5710) must net to zero by fund. **Passed**

INTRAFD-INDIRECT - (**Fatal**) - Transfers of Indirect Costs (Object 7310) must net to zero by fund. **Passed**

INTRAFD-INDIRECT-FN - (**Fatal**) - Transfers of Indirect Costs (Object 7310) must net to zero by function. **Passed**

LCFF-TRANSFER - (**Warning**) - LCFF Transfers (objects 8091 and 8099) must net to zero, individually. **Passed**

LOTTERY-CONTRIB - (**Fatal**) - There should be no contributions (objects 8980-8999) to the lottery (resources 1100 and 6300) or from the Lottery: Instructional Materials (Resource 6300). **Passed**

OBJ-POSITIVE - (**Warning**) - All applicable objects should have a positive balance by resource, by fund. **Passed**

PASS-THRU-REV=EXP - (**Warning**) - Pass-through revenues from all sources (objects 8287, 8587, and 8697) should equal transfers of pass-through revenues to other agencies (objects 7211 through 7213, plus 7299 for Resource 3327), by fund and resource. **Passed**

REV-POSITIVE - (**Warning**) - Revenue amounts exclusive of contributions (objects 8000-8979) should be positive by resource, by fund. **Passed**

RS-NET-POSITION-ZERO - (**Fatal**) - Restricted Net Position (Object 9797), in unrestricted resources, must be zero, by resource, in funds 61 through 95. **Passed**

SE-PASS-THRU-REVENUE - (**Warning**) - Transfers of special education pass-through revenues are not reported in the general fund for the Administrative Unit of a Special Education Local Plan Area. **Passed**

UNASSIGNED-NEGATIVE - (**Fatal**) - Unassigned/Unapprorpriated balance (Object 9790) must be zero or negative, by resource, in all funds except the general fund and funds 61 through 95. **Passed**

UNR-NET-POSITION-NEG - (**Fatal**) - Unrestricted Net Position (Object 9790), in restricted resources, must be zero or negative, by resource, in funds 61 through 95. **Passed**

SUPPLEMENTAL CHECKS

CS-EXPLANATIONS - (**Fatal**) - Explanations must be provided in the Criteria and Standards Review (Form 01CSI) for all criteria and for supplemental information items S1 through S6, and S9 if applicable, where the standard has not been met or where the status is Not Met or Yes. **Passed**

CS-YES-NO - (**Fatal**) - Supplemental information items and additional fiscal indicator items in the Criteria and Standards Review (Form 01CSI) must be answered Yes or No, where applicable, for the form to be complete. **Passed**

EXPORT VALIDATION CHECKS

ADA-PROVIDE - (**Fatal**) - Average Daily Attendance data (Form AI) must be provided. **Passed**

CASHFLOW-PROVIDE - (**Warning**) - A Cashflow Worksheet (Form CASH) must be provided with your Budget and Interim reports. (Note: LEAs may use a cashflow worksheet other than Form CASH, as long as it provides a monthly cashflow projected through the end of the fiscal year.) **Passed**

CHK-DEPENDENCY - (**Fatal**) - If data has changed that affect other forms, the affected forms must be opened and saved. **Passed**

CHK-EXTRACTED-DATA-SOURCE - (**Warning**) - All forms that extract data from a prior reporting period use the same source extraction submission **Passed**

CHK-UNBALANCED-A - (**Warning**) - Unbalanced and/or incomplete data in any of the forms should be corrected before an official export is completed.	**Passed**
CHK-UNBALANCED-B - (**Fatal**) - Unbalanced and/or incomplete data in any of the forms must be corrected before an official export is completed.	**Passed**
CS-PROVIDE - (**Fatal**) - The Criteria and Standards Review (Form 01CSI) has been provided.	**Passed**
FORM01-PROVIDE - (**Fatal**) - Form 01 (Form 01I) must be opened and saved.	**Passed**
INTERIM-CERT-PROVIDE - (**Fatal**) - Interim Certification (Form CI) must be provided.	**Passed**
MYP-PROVIDE - (**Warning**) - A Multiyear Projection Worksheet must be provided with your Interim. (Note: LEAs may use a multiyear projection worksheet other than Form MYP, with approval of their reviewing agency, as long as it provides current year and at least two subsequent fiscal years, and separately projects unrestricted resources, restricted resources, and combined total resources.)	**Passed**
MYPIO-PROVIDE - (**Warning**) - A multiyear projection worksheet must be provided with your interim report for any fund projecting a negative balance at the end of the current fiscal year. (Note: LEAs may use a multiyear projection worksheet other than Form MYPIO, with approval of their reviewing agency.)	**Passed**
VERSION-CHECK - (**Warning**) - All versions are current.	**Passed**

Yreka Union School District
25/26 2nd Interim

Prepared by CBO, Emily Lipke • 03.09.2026

Overview

2nd Interim
July 1, 2025 thru January 31, 2026

2nd Interim Reserve for Economic Uncertainties

- 25/26- 5.44% Met
- 26/27- 4.64% Met
- 27/28- 0.04% Not Met

1st Interim Reserve for Economic Uncertainties

- 25/26- 5.43% Met
- 26/27- 5.07% Met
- 27/28- 2.90% Not Met

Budget Dev Reserve for Economic Uncertainties (4% is required by the state)

- 25/26- 6.57% Met
- 26/27- 4.49% Met
- 27/28- (1.67%) Not Met

Multi-Year Projection (MYP)

	2025-26 2nd Interim	2026-27 Projection	2027-28 Projection
Total Revenues	17,075,026.08	15,900,187.36	16,019,880.82
LCFF	11,770,821.01	11,762,352.01	11,857,694.01
Federal	887,177.20	887,177.20	887,177.20
Other State	3,136,453.01	2,519,893.18	2,545,385.06
Other Local	1,280,574.86	730,764.97	729,624.55
Total Expenditures	17,046,905.91	16,485,422.88	17,030,776.82
Certficated Salaries	5,435,698.45	5,395,390.54	5,525,166.97
Classified Salaries	3,202,704.50	3,336,886.85	3,462,020.14
Employee Benefits	3,795,659.07	3,839,553.26	3,948,332.33
Books and Supplies	814,777.63	717,744.38	702,199.94
Services, Other Operating	2,974,644.32	2,638,875.82	2,749,525.98
Capital Outlay	309,890.48	43,440.57	-
Other Outgo	263,531.46	263,531.46	263,531.46
Other Financing	250,000.00	250,000.00	380,000.00
Net Increase (Decrease)	28,120.17	(585,235.52)	(1,010,896.00)
Beginning Balance	2,377,319.13	2,405,439.30	1,820,203.78
Ending Balance	2,405,439.30	1,820,203.78	809,307.78
Restricted	1,477,273.78	1,055,518.80	802,533.26
4% State Required Reserve	681,876.24	659,416.92	681,231.07
Total Available Reserves	928,165.52	764,684.98	6,774.52

2025/26 2ND INTERIM TOTAL EXPENDITURES

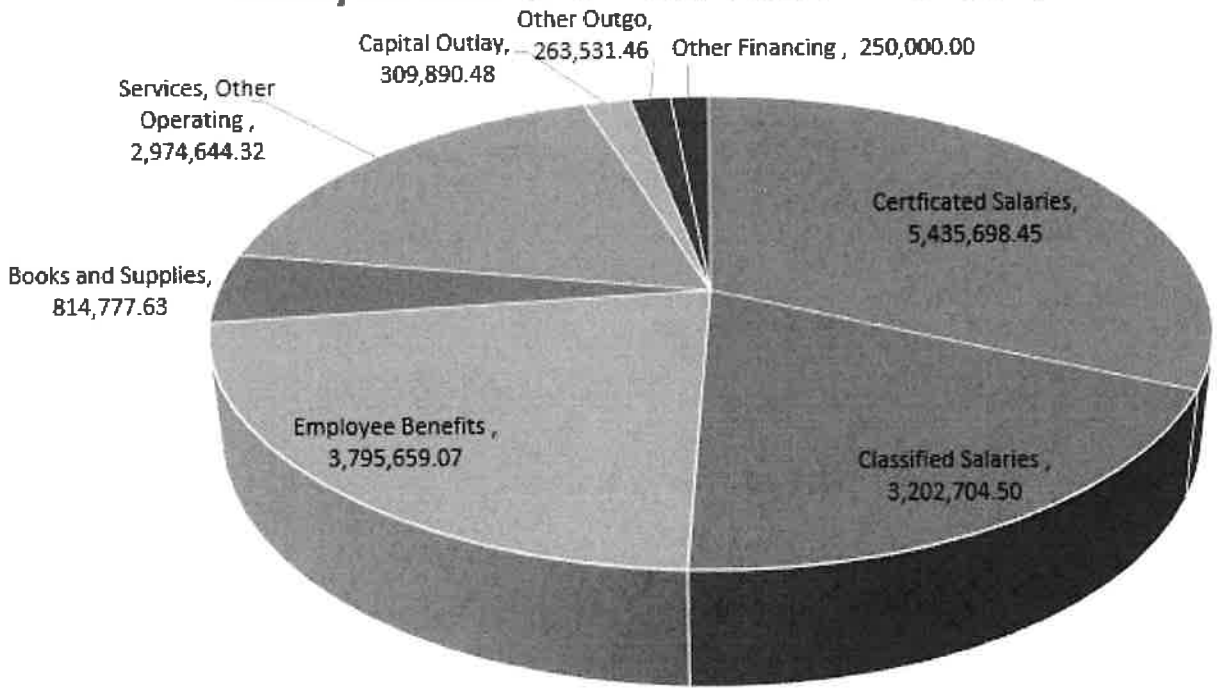

2025/26 2ND INTERIM TOTAL EXPENDITURES

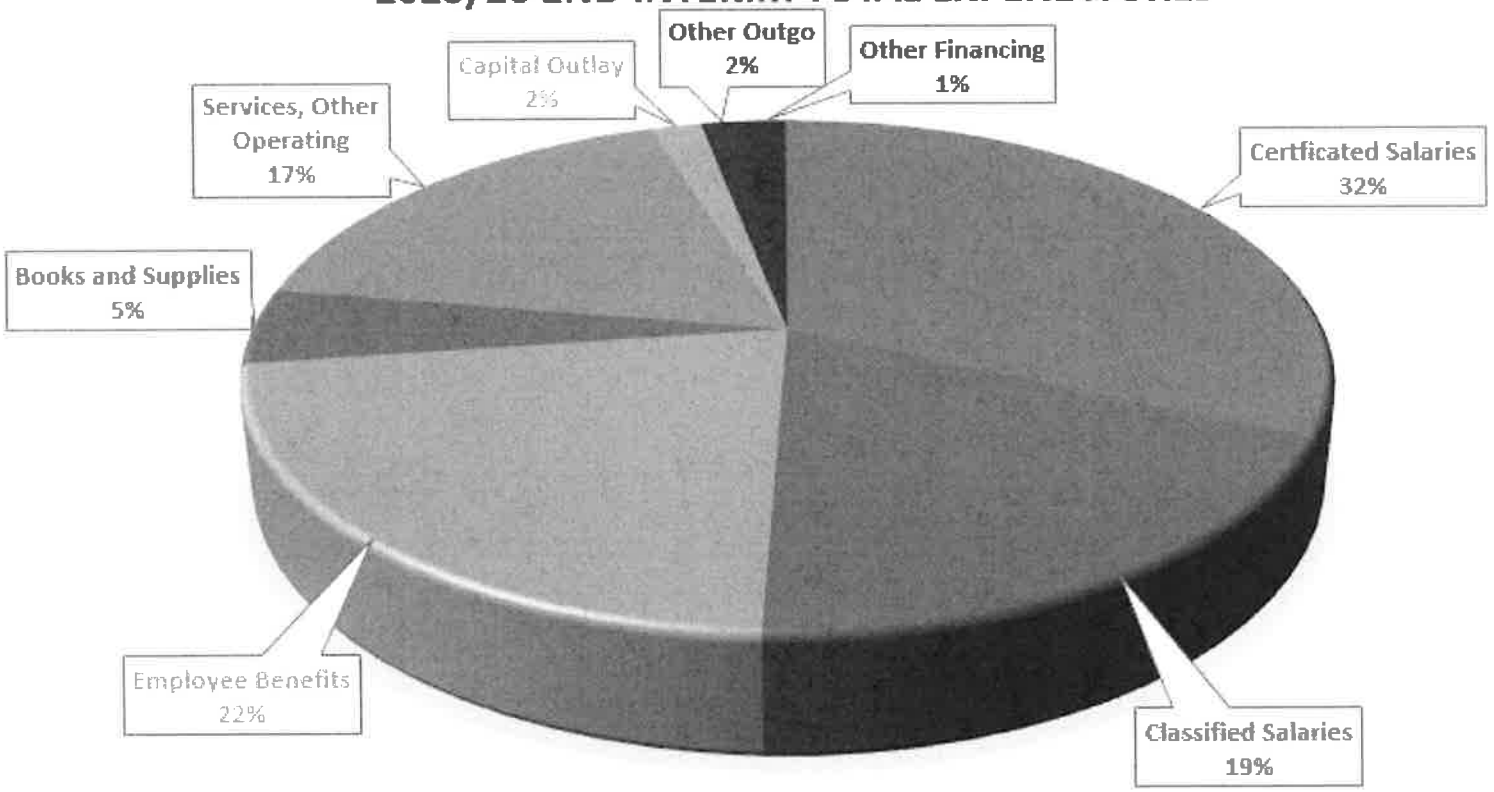

Yreka Union Elementary School District

Revenue Projections

Fiscal Years

Source	Resource As Defined by SBX3 4	Object	2025/26 Budget Year	2026/27 Projection	2027/28 Projection
LCFF - State Aid	0000	8011	6,196,609	6,214,990	6,248,278
LCFF - State Aid - EPA	1400	8012	2,814,134	2,787,284	2,849,338
Property Taxes	0000	8041-5	2,935,386	2,935,386	2,935,386
LCFF-State Aid Pr Year	0000	8019	-175,308	-175,308	-175,308
Total LCFF Sources			**11,770,821**	**11,762,352**	**11,857,694**
Federal Revenues					
Forest Reserve	0000	8260	0	0	0
NCLB: Title I, Part A, Basic Grants Low-Income/N	3010	8290	372,901	372,901	372,901
Special Ed: IDEA Basic Local Assistance Entitlemen	3310	8181	328,336	328,336	328,336
Special Ed: IDEA Mental Health Allocation Plan, Pa	3327	8182	12,687	12,687	12,687
Special Ed: IDEA Quality Assurance & Focused Mc	3386	8182	31,000	31,000	31,000
NCLB: Title II, Part A, Teacher Quality	4035	8290	44,328	44,328	44,328
Title IV, Part A - Student Support & Ac Enrichmnt	4127	8290	27,517	27,517	27,517
NCLB: Title VI, Part B Small Rural Grant - SRSA	5810	8290	70,408	70,408	70,408
Total Federal Revenues:			**887,177**	**887,177**	**887,177**

Other State Revenues					
Mandated Cost Reimbursement	0000	8550	32,275	32,123	32,470
State Lottery	1100	8560	156,877	152,471	149,557
State Lottery: Instructional Materials	6300	8560	144,360	65,803	64,545
Expanded Learning Opp Prog.	2600	8590	1,251,639	1,251,639	1,251,639
Arts and Music in Schools Prop 27	6770	8590	160,602	160,602	160,602
Child Nutrition: Kitchen Infrastructure Upgrade Fund	7032	8590	140,430		
American Indian Early Childhood Education	7210	8590	60,000	61,812	63,926
Learning Recovery Emergency Block Grant	7435	8590	153,226		
CA Community Schools Grant	6332	8590	634,635	653,801	676,161
LCSSP	7085	8590	13,335		
Mental Health-Related Services	6546	8590	43,928	45,255	46,802
Student Support and Professional Development Disc	6019	8590	249,773		
Strong Workforce Program	6388	8590	1,811	0	0
Other State Revenues	0000	8590	83,453	85,973	88,914
Other Restricted State	7810	8590	10,108	10,413	10,769
Total State Revenues:			**3,136,453**	**2,519,893**	**2,545,385**
Other Local Revenues					
Interest & Leases and Rentals	0000	8660	65,005	65,290	64,149
SAFE After School Program	6010	8677	269,402	269,402	269,402
Special Education State Aid (AB 602) (Goal 5001)	6500	8792	0	0	0
Other Local - Erate credits	0000	8699	791,910	241,815	241,815
Other Local	9010	8699	104,258	104,258	104,258
Ongoing & Major Maintenance Account	8150	8699	50,000	50,000	50,000
Total Local Revenues			**1,280,575**	**730,765**	**729,625**
Total General Fund Revenues			**17,075,026**	**15,900,187**	**16,019,881**

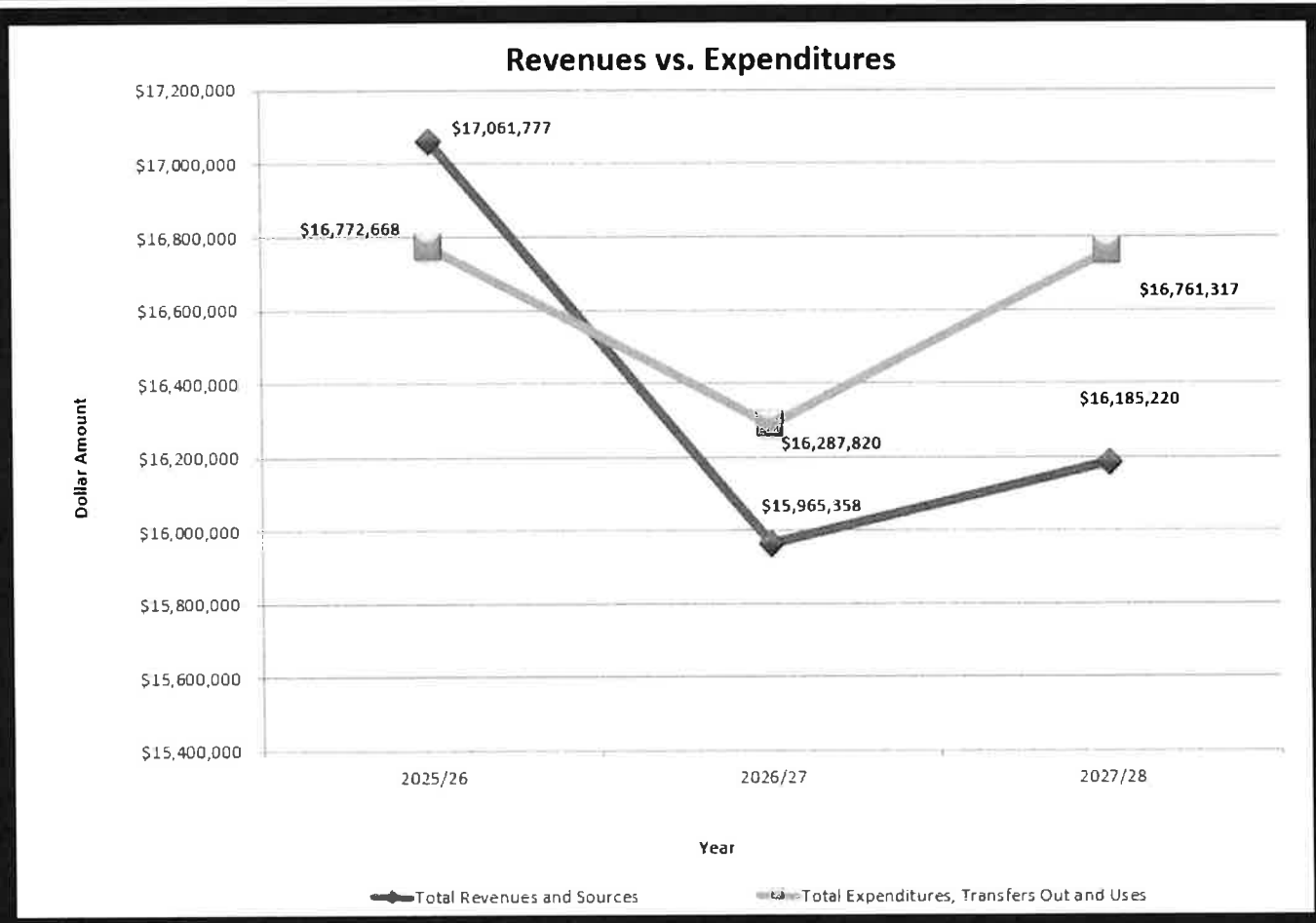
Revenues vs. Expenditures
$17,200,000
$17,000,000
$16,800,000
$16,600,000
$16,400,000
$16,200,000
$16,000,000
$15,800,000
$15,600,000
$15,400,000
Dollar Amount
$17,061,777
$16,772,668
$16,761,317
$16,185,220
$16,287,820
$15,965,358
2025/26
2026/27
2027/28
Year
Total Revenues and Sources
Total Expenditures, Transfers Out and Uses

Enrollment & ADA Assumptions

	Enrollment		Gold St		Evergreen				Jackson Street				Total Enrollment				Total ADA			
Year	SDC	CDS	TK	K	1	2	3	4	5	6	7	8	SDC	CDS	Regular Ed	Total	SDC	CDS	Regular Ed	Total
2024/25 Actual			49	101	87	101	79	86	93	77	81	95	27	0	849	876	25	0	784	808.78
2025/26 Estimated			63	87	91	75	101	74	77	90	76	72	27	0	806	833	25	0	744	769.08
2026/27 Estimated			69	75	86	90	79	95	70	78	88	75	27	0	805	832	25	0	743	768.15
2027/28 Estimated			65	68	75	84	88	78	92	71	79	86	27	0	786	813	25	0	726	750.61

ADA Projections

Budget Year	2022/23		2024/25		2025/26		2026/27		2027/28	
	Reg	ADA	Reg	ADA	Reg	ADA	Reg	ADA	Reg	ADA
TK	48	44.237	49	45.16	63	58.0607	69	63.5903	65	59.9039
TK-3	436	401.82	417	384.31	417	384.31	399	367.72	380	350.208
4-6	270	250.52	256	237.53	241	223.61	243	225.47	241	223.611
7-8	148	136.24	176	162.01	148	136.24	163	150.04	165	151.884
Totals	881	788.57	897	783.84	876	744.15	855	743.23	874	725.702
SDC	27	24.40	27	24.40	27	24.40	27	24.40	27	24.3995

LCFF Entitlement per funded ADA

LCFF Entitlement per ADA

	2022-23	2023-24	2024-25	2025-26	2026-27	2027-28
Funded ADA (LCFF & NSS)	922.57	889.01	836.35	825.67	802.48	787.14
LCFF Sources per ADA, including NSS	$ 12,477.92	$ 13,520.61	$ 13,846.73	$ 14,468.41	$ 14,875.96	$ 15,286.99
Net Dollar Change per ADA	$	$ 1,042.69	$ 326.12	$ 621.68	$ 407.55	$ 411.03
Net Percent Change		8.36%	2.41%	4.49%	2.82%	2.76%
Estimated LCFF Entitlement per ADA (excludes minimum state aid)	$ 12,477.92	$ 13,520.61	$ 13,846.73	$ 14,468.41	$ 14,875.96	$ 15,286.99
Net Change per ADA	$	$ 1,042.69	$ 326.12	$ 621.68	$ 407.55	$ 411.03
Net Percent Change		8.36%	2.41%	4.49%	2.82%	2.76%

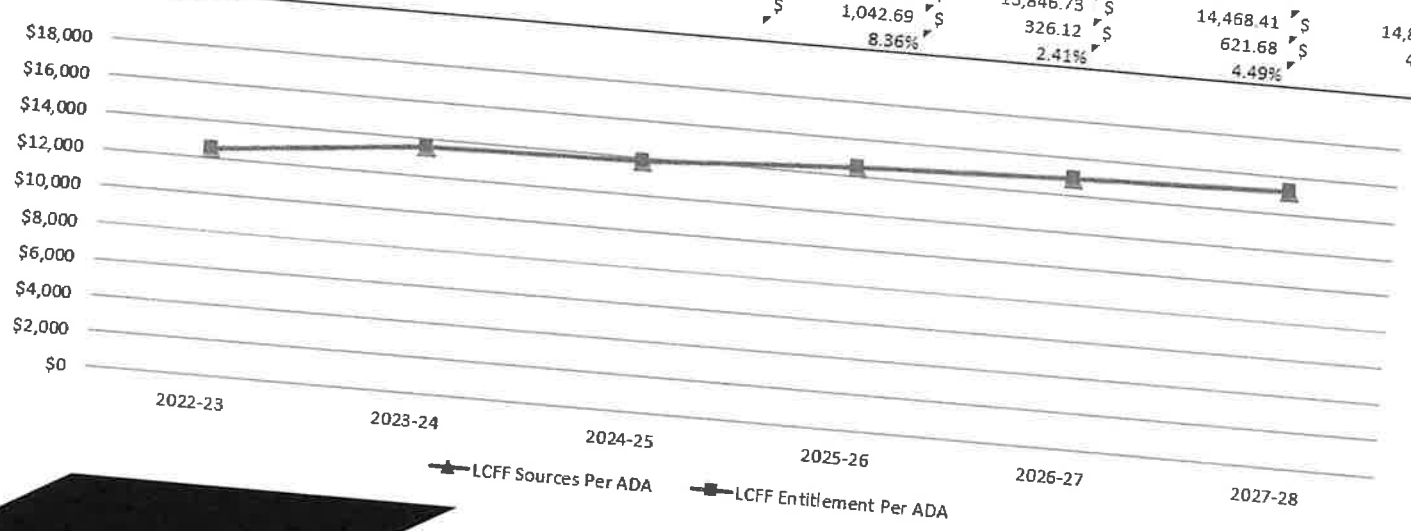

Funded ADA is the last 3 year average on the LCFF calculator that FCMAT created. FCMAT works with the state to build in the states budget assumptions to make sure school districts are using the most accurate figures.