Existing Skyward Account

1. Go to www.rocori.k12.mn.us

   Parent Tab

   Skyward Family Access



2. Log In

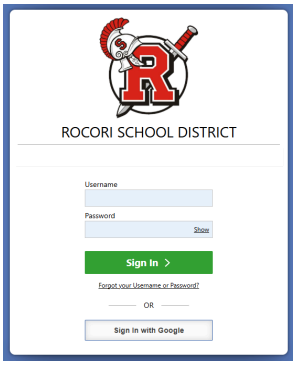

3. In Family Access, select the **dropdown home arrow**, and select **New Student Enrollment**.

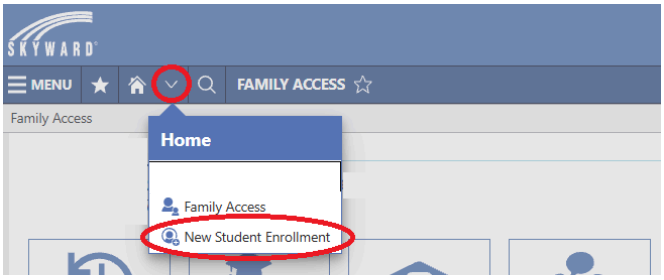

4. Click on **Student Enrollment 27-28**.

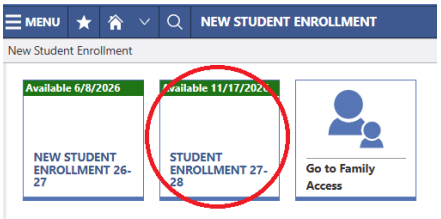

If you **stop midway** and need to go back into it, log into **Skyward Family Access** and click on the "**In Progress**" Student Enrollment.

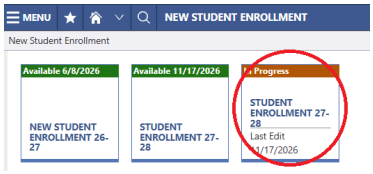

After completing the enrollment, it will have you review all the information you entered. At the very **bottom of the page** it will make you **check a box** that confirms that all the information is correct.

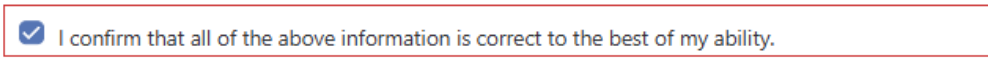

After the application has been **submitted**, it will show up in your Skyward Family Access as **"Pending Approval"**.

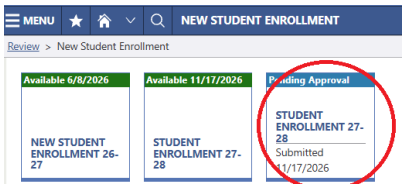

New to Skyward

1. Go to www.rocori.k12.mn.us

   Click on **Enrollment** Button



2. Click on **ROCORI School District New Family Registration Form**

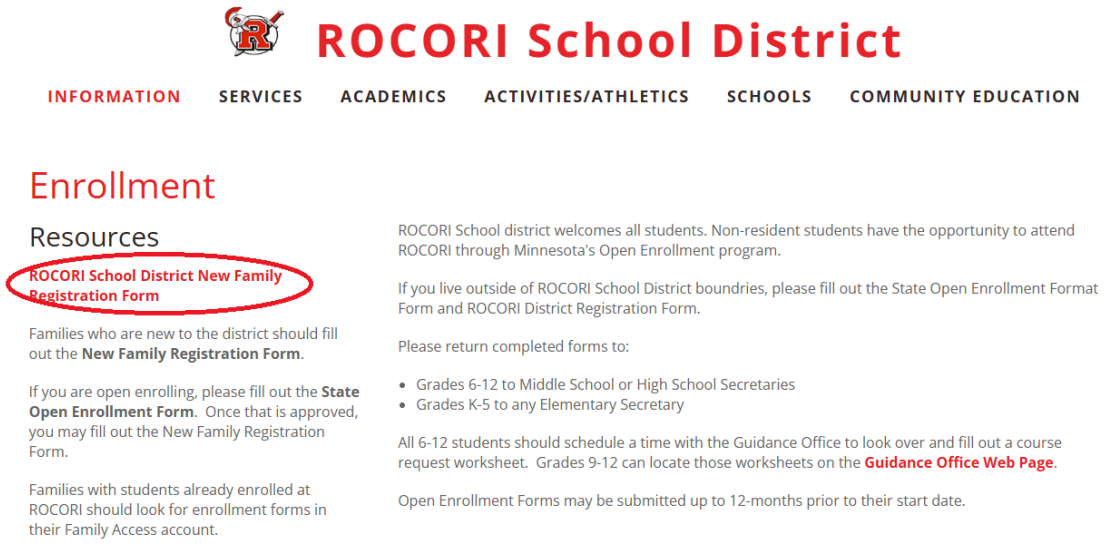

3. Click **no** and **fill in the blanks**.

   NOTE: The phone number must be entered **without hyphens**. (ex. 1234567890)

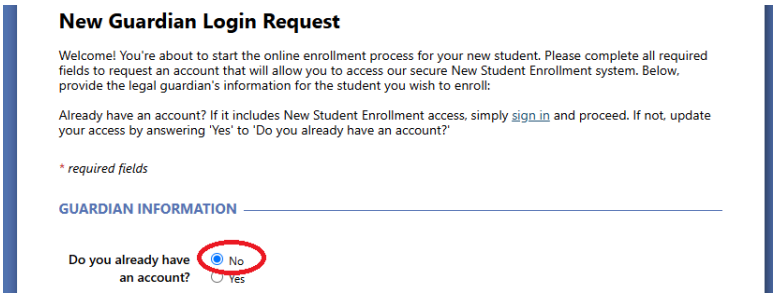

4. They will receive this message after submitting.

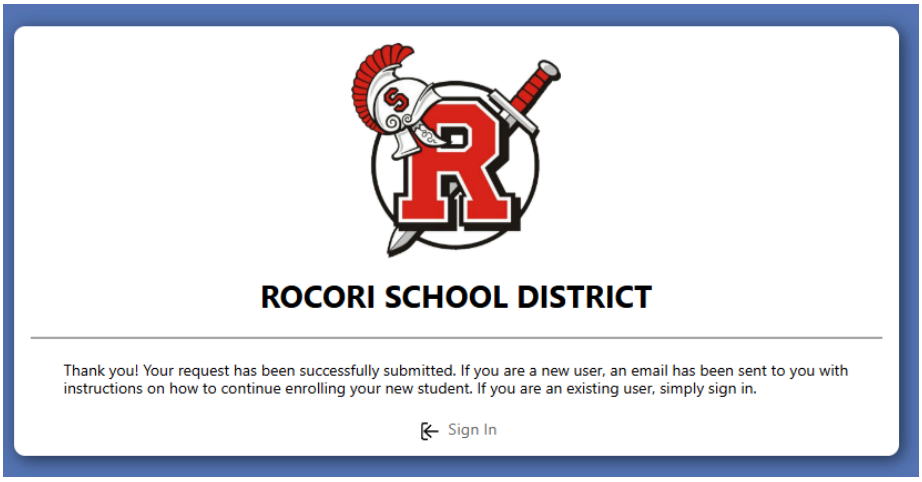

5. **Check email** and look for email from **skyward@rocorik12.mn.us**.

   NOTE: Check SPAM if it doesn't show up in the inbox.

   skyward@ro... New **New Student Enrollment Account Information** - You have been given permissions to use New Student Enrollment to

   Follow the instructions in the email.

   You have been given permissions to use New Student Enrollment to enroll your students into ROCORI SCHOOL DISTRICT.
   created for Erica FakeAccount.

   NEW USERS
   To begin using New Student Enrollment, reset the password on your User account:
   Reset Password

   EXISTING USERS
   If you already have a Qmlativ password set up, please disregard this message and log in:
   Click Here

   NOTE: This email will tell you your **username** and give you a link to **reset the password**.

6. Once you are into Skyward, select the **Home dropdown arrow** and select **New Student Enrollment**.

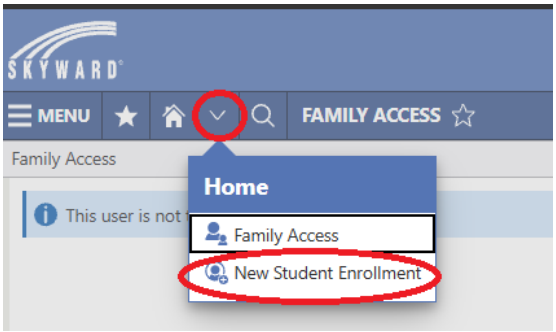

7. Select **Student Enrollment 27-28**.

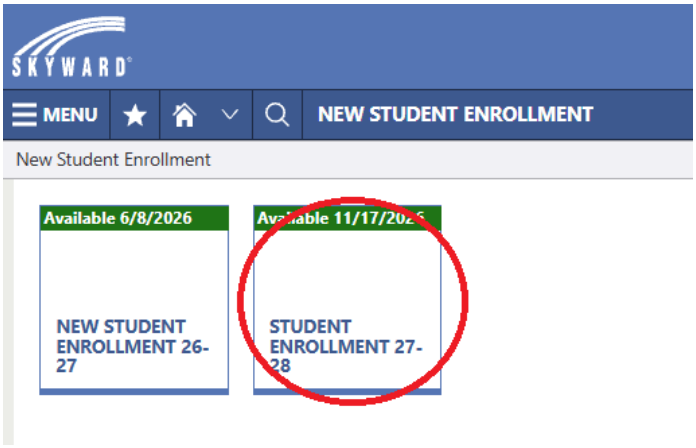

8. You will then click **Start** to begin the enrollment application.

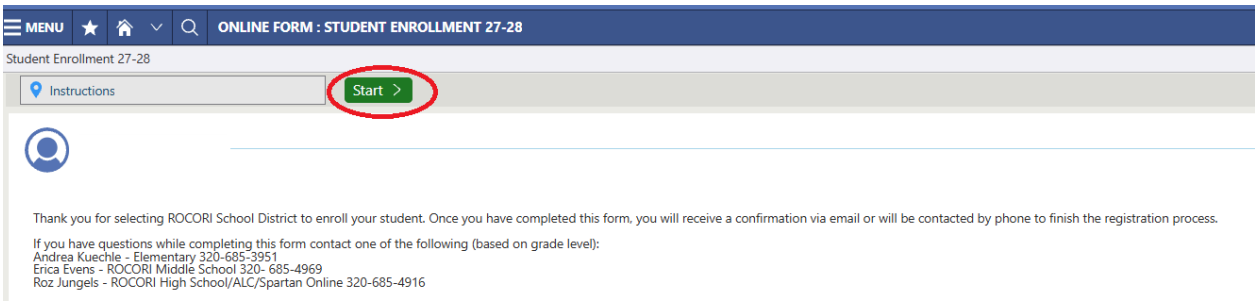

If you **stop midway** and need to go back into it, log into **Skyward Family Access** and click on the "**In Progress**" Student Enrollment.

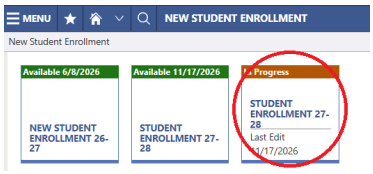

After completing the enrollment, it will have you review all the information you entered. At the very **bottom of the page** it will make you **check a box** that confirms that all the information is correct.

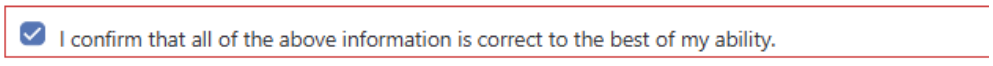

After the application has been **submitted**, it will show up in your Skyward Family Access as **"Pending Approval"**.

