Accessing BRIGHT Dashboards Through SchoolTool

SchoolTool users can access the BRIGHT dashboards directly through the SchoolTool interface. Follow the steps below to locate BRIGHT and access the available dashboards.

Step 1 – Open Dashboards/Advanced Analytics in SchoolTool

Log in to SchoolTool and locate **Dashboards/Advanced Analytics** in the left-hand navigation menu. Click this option to open the Mindex dashboard platform.

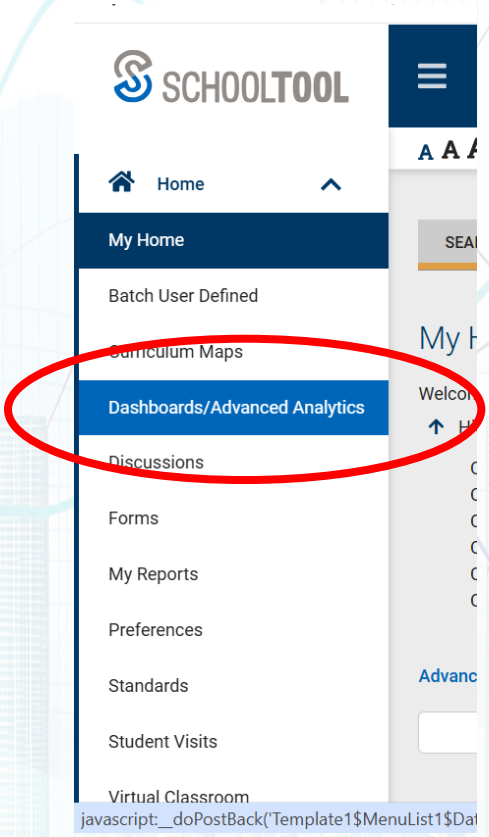

Step 2 – Open the Dashboard Selection Menu

Once the Mindex dashboard platform opens, click the dropdown option circled below and select the **BRIGHT** folder from the menu.

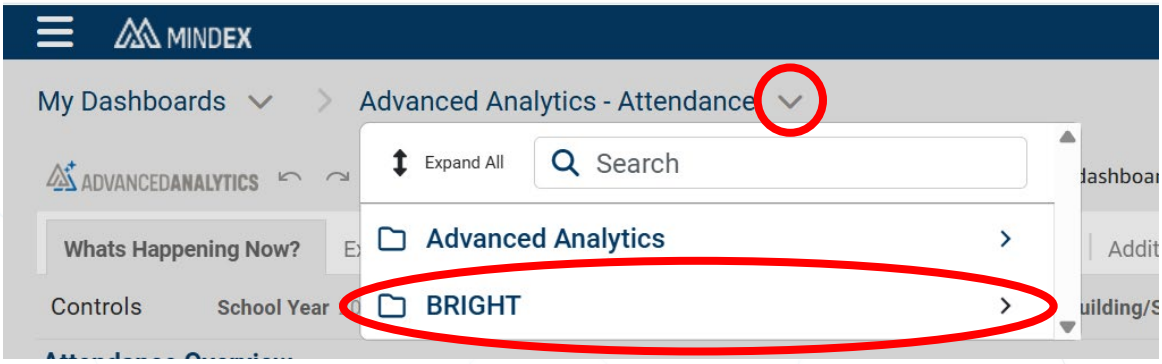

Step 3 – Select a BRIGHT Dashboard

After expanding the BRIGHT folder, you will see the list of available BRIGHT dashboards.

Click the dashboard you would like to view. The selected dashboard will open within the Mindex platform.

You can return to the BRIGHT menu at any time to select a different dashboard.

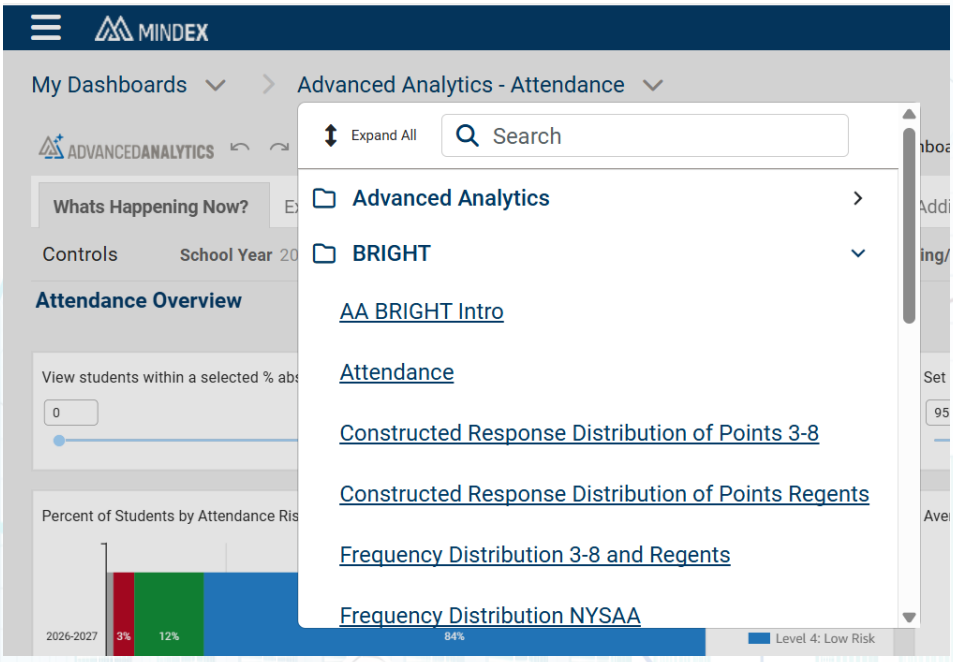

You're All Set!

You can now access BRIGHT dashboards directly through SchoolTool without navigating to a separate website.