North Haledon School District
NJSLA-A Results Presentation
2025-2026

NORTH HALEDON SCHOOLS

Presented by: Stephanie Bonaparte, Superintendent
November 11, 2026

NJSLA-A

“New Jersey Student Learning Assessments-Adaptive (NJSLA-A) are adaptive assessments aligned with the New Jersey Student Learning Standards (NJSLS) for English Language Arts (ELA) and Mathematics and are designed to continue to give students the opportunity to demonstrate their knowledge and skills in a meaningful way.”

https://www.nj.gov/education/assessment/adaptive/

What are we looking at?

- Overall proficiency percentages
- Performance of each grade level as compared to the state average score
- Student growth over three years*
- Performance of subgroups

*It should be noted that the growth scores are derived from two different assessments….the first two years were NJSLA and last year was NJSLA-A. The assessments are based on the same student learning standards but are different assessments, which could impact growth results.

Performance Levels

NJSLA-A English Language Arts and Mathematics

Level 1- Not Yet Meeting Grade Level Expectations
Level 2- Partially Meeting Grade Level Expectations
Level 3- Approaching Grade Level Expectations
Level 4- Meeting Grade Level Expectations
Level 5- Exceeding Grade Level Expectations

North Haledon School District
Language Arts 2025-2026

	Level 1	Level 2	Level 3	Level 4	Level 5
	Did not meet expectations	Partially met expectations	Approached expectations	Met expectations	Exceeded expectations
Grade 3	7 %	21 %	14%	45%	14%
Grade 4	8%	9%	34%	28%	22%
Grade 5	8%	16%	21%	43%	10%
Grade 6	6%	13%	16%	46%	20%
Grade 7	4%	9%	27%	50%	13%
Grade 8	5%	11%	19%	42%	23%

ELA
North Haledon School District/ State

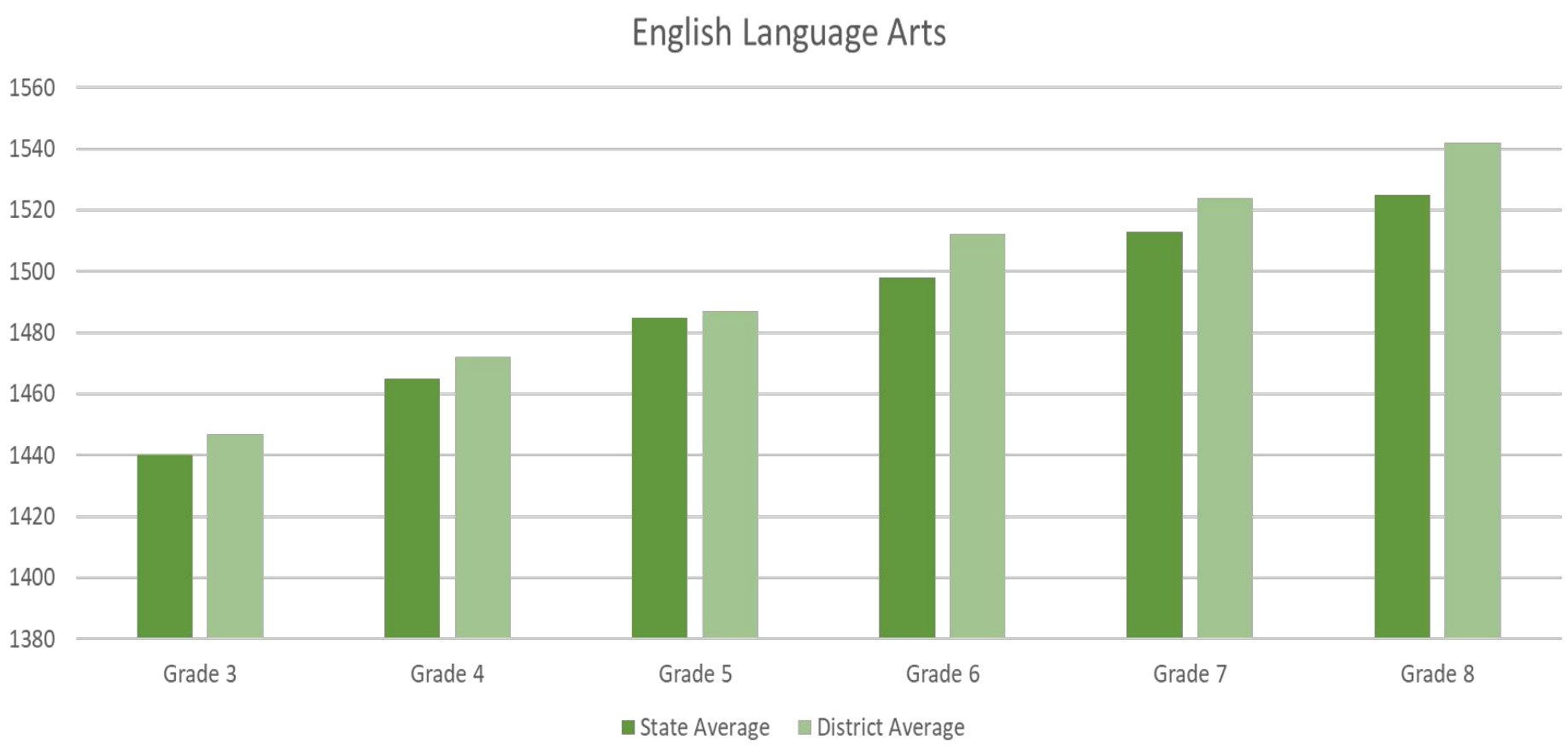

ELA Student Groups*

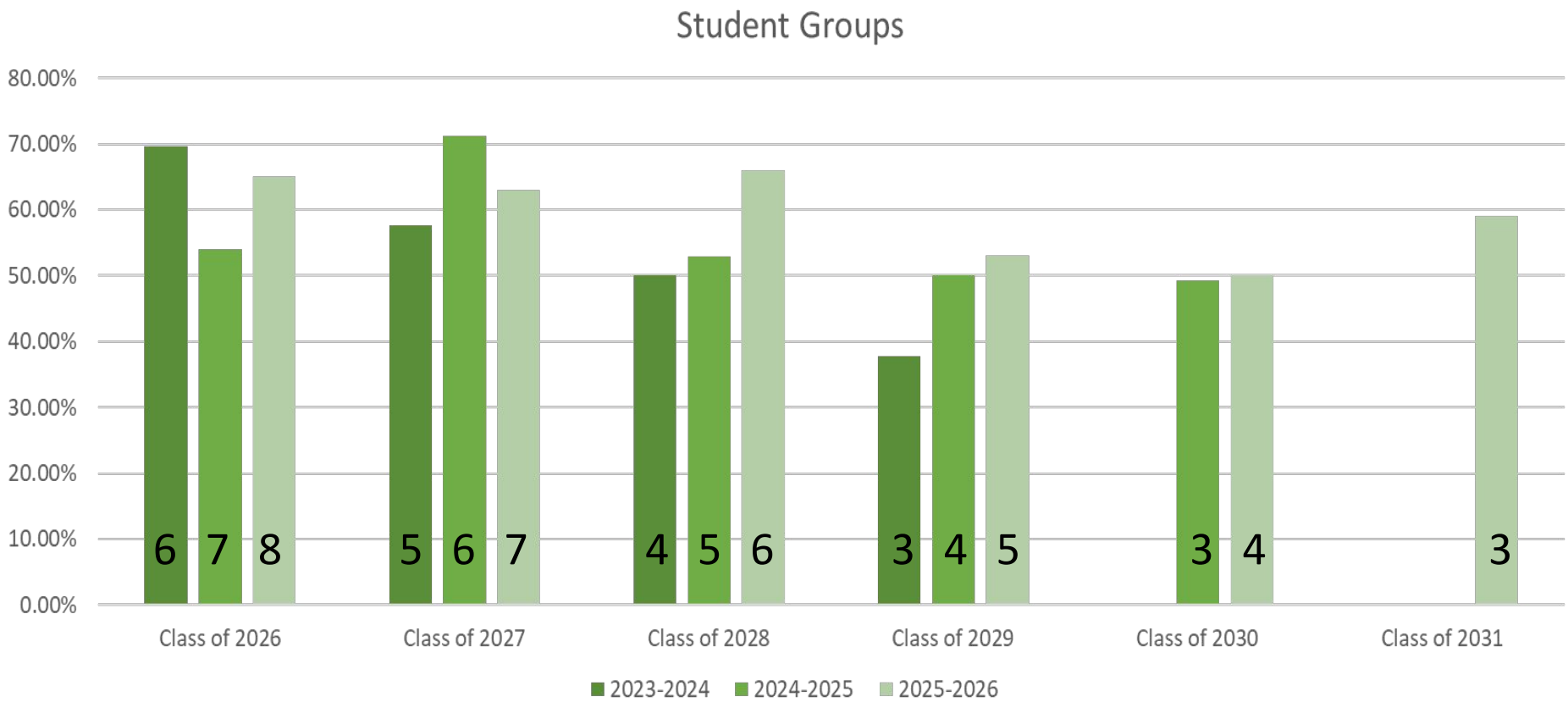

***It should be noted that the growth scores are derived from two different assessments….the first two years were NJSLA and last year was NJSLA-A. The assessments are based on the same student learning standards but are different assessments, which could impact growth results.**

North Haledon School District
Math 2025-2026

	Level 1	Level 2	Level 3	Level 4	Level 5
	Did not meet expectations	Partially met expectations	Approached expectations	Met expectations	Exceeded expectations
Grade 3	10%	20%	13%	43%	15%
Grade 4	14%	20%	19%	35%	12%
Grade 5	13%	15%	32%	32%	8%
Grade 6	8%	10%	37%	28%	17%
Grade 7	4%	18%	28%	40%	11%
Grade 8	16%	4%	16%	24%	40%
Algebra	0%	0%	0%	25%	75%

Math
North Haledon School District/State

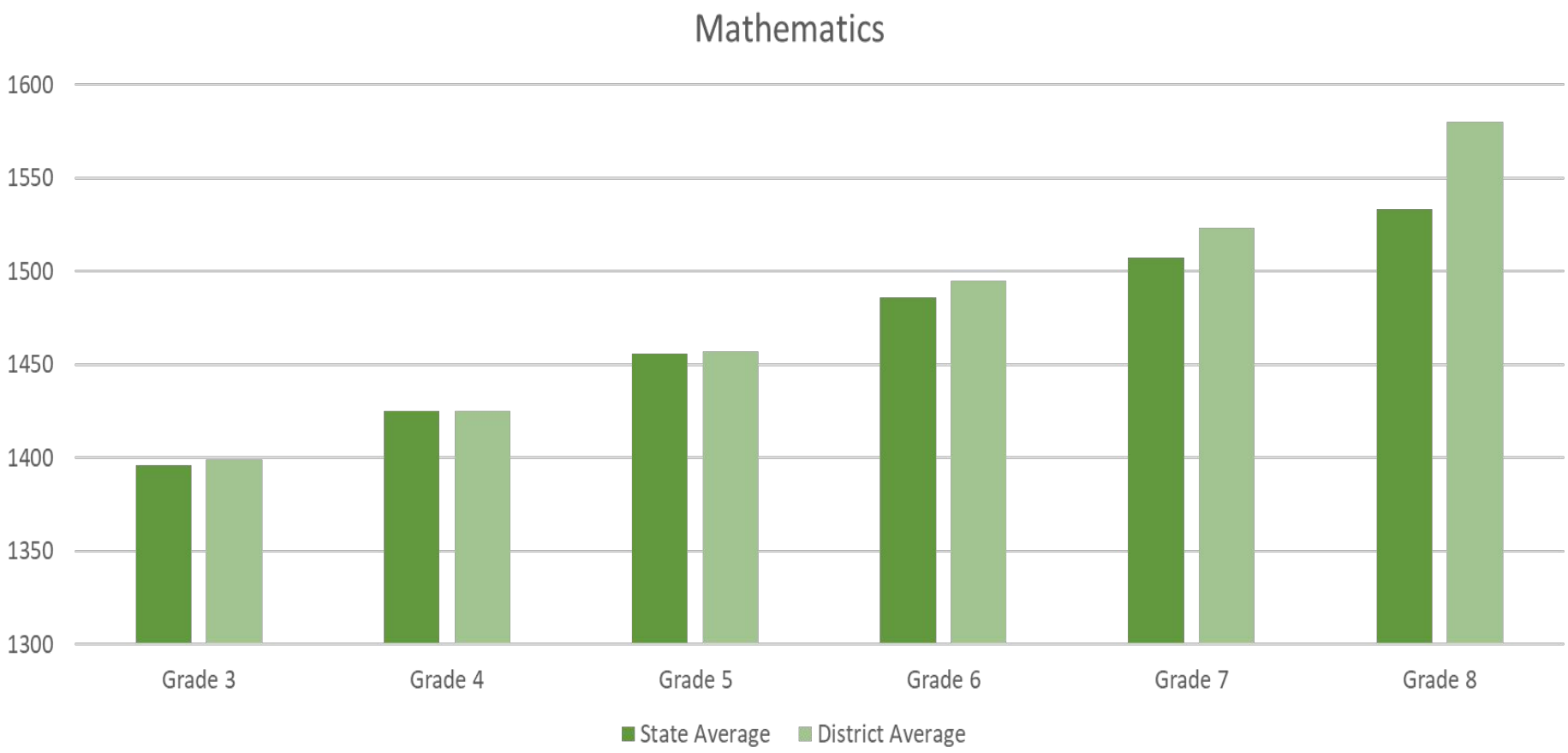

Math Student Groups*

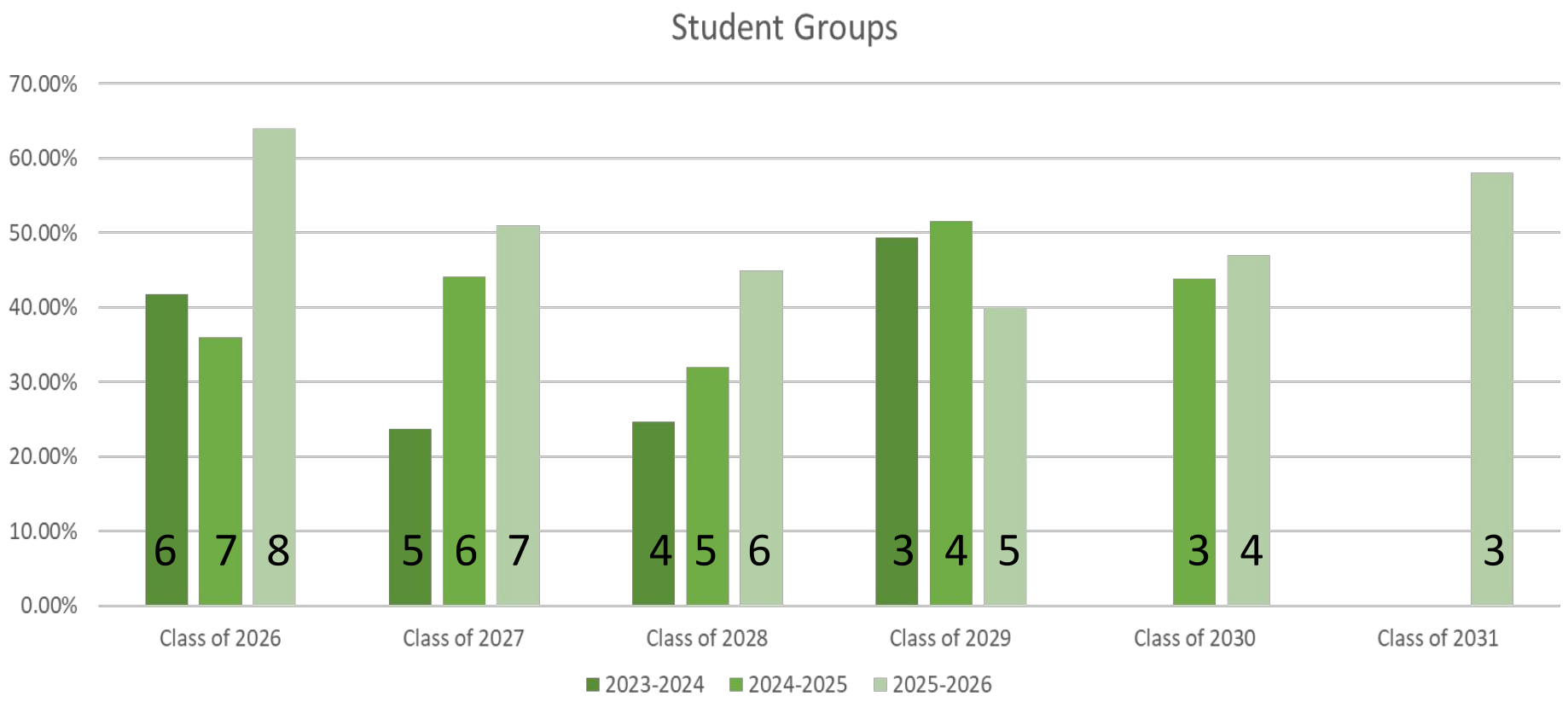

***It should be noted that the growth scores are derived from two different assessments….the first two years were NJSLA and last year was NJSLA-A. The assessments are based on the same student learning standards but are different assessments, which could impact growth results.**

Subgroup Reporting

Confidentiality is highly protected based on student enrollment, individual needs, and participation. Subgroups not listed were under nine students, which makes it non-reportable.

*The 2025-2026 Dynamic Learning Map (DLM) results are not reportable for this reason.

ELA Subgroup Data

	Level 1	Level 2	Level 3	Level 4	Level 5
	Did not meet expectations	Partially met expectations	Approached expectations	Met expectations	Exceeded expectations
Asian (2%)	0%	0%	0%	33%	67%
Black/African American (4%)	8%	31%	23%	23%	15%
Hispanic or Latino (29%)	10%	16%	22%	43%	10%
White (58%)	7%	11%	21%	43%	18%
Students with Disabilities (16%)	24%	32%	27%	14%	3%
MLL (8%)	8%	36%	36%	16%	4%
Economically Disadvantaged (26%)	12%	24%	27%	29%	8%

Math Subgroup Data

	Level 1	Level 2	Level 3	Level 4	Level 5
	Did not meet expectations	Partially met expectations	Approached expectations	Met expectations	Exceeded expectations
Asian (2%)	0%	0%	0%	50%	50%
Black/African American (4%)	0%	15%	39%	31%	16%
Hispanic or Latino (29%)	13%	23%	30%	23%	11%
White (58%)	11%	11%	24%	43%	20%
Students with Disabilities (16%)	44%	24%	19%	12%	2%
MLL (8%)	21%	25%	11%	39%	4%
Economically Disadvantaged (26%)	17%	18%	28%	28%	9%

NJSLA-Science Performance Levels

Level 1- Below Proficient
Level 2- Near Proficiency
Level 3- Proficient
Level 4- Advanced Proficiency

North Haledon School District
Science 2025-2026

	Level 1	Level 2	Level 3	Level 4	24-26
	Below Proficient	Near Proficiency	Proficient	Advanced Proficiency	Level 3 and 4
Grade 5	32%	44%	21%	3%	19.1%
Grade 8	24%	59%	10%	7%	21.2%

Science
State, County, District Averages

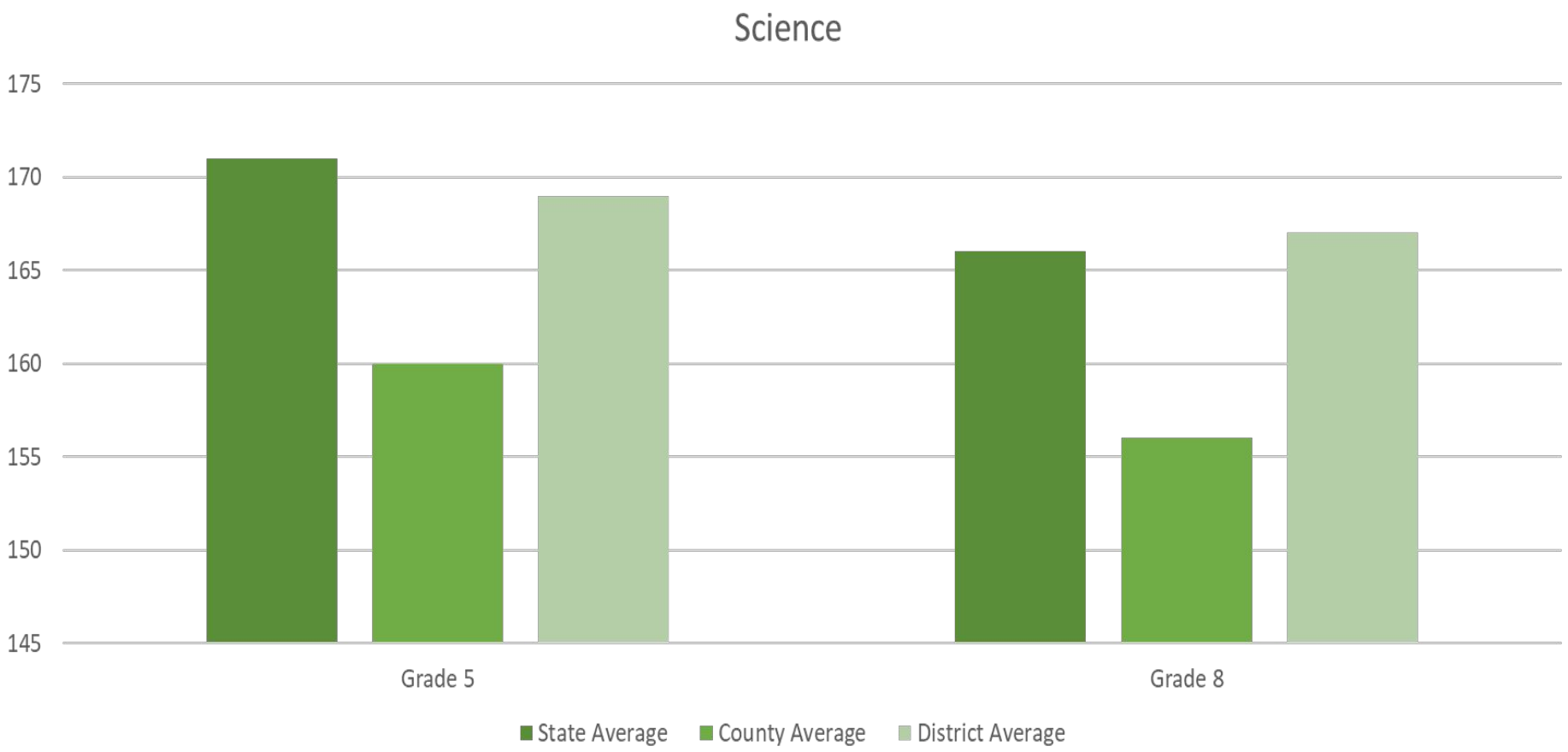

What do we do with this data?

- Assess programming and curriculum to ensure alignment with grade level standards
- Provide appropriate grade level curriculum to all students
- Look for ways to expand and support intervention systems in both schools to target specific skills areas
- Identify critical need curricular areas in the subgroups to address gaps
- Provide detailed content reports to teachers to assess trends and gaps in skill areas
- Continue to work with Science curriculum and standards to increase learning.
- Provide support to students as we transition to the NJSLA-A

Successes

- Our students continue to show significant growth in nearly every grade level
- All grades and subject areas are at or above the state average scores
- Nearly every grade level increased their percentages of students receiving a 5, Exceeded Expectations, in ELA and Math
- 3rd grade show double digit improvements in ELA and Math (Year 2 of implementation of new ELA and updated math programs)
- 5th grade showed improvement in Science passing rates
- The rate of students taking and passing the Algebra I NJSLA exam continues to rise
- Programs such as Special Education and MLL continue to expand to provide access to supports for students and show overall increases in academic performance



Thank you to our students, families, and teachers for their continued dedication to improving academic performance!