
IXL


Clever
[redacted]
Search
Portal
Announcements
Notifications
Account
Favorite resources
Teacher Pages
ELA
Testing & Assessments
Other Apps
STEM Apps
Math Apps
Office 365 Apps
Class Support Apps
SEL Support Apps
More Apps
Resources
Favorite resources
Resources
IXL
District
HMH Ed Learning Platform SSO
District
Savvas SSO
District
Prodigy
District

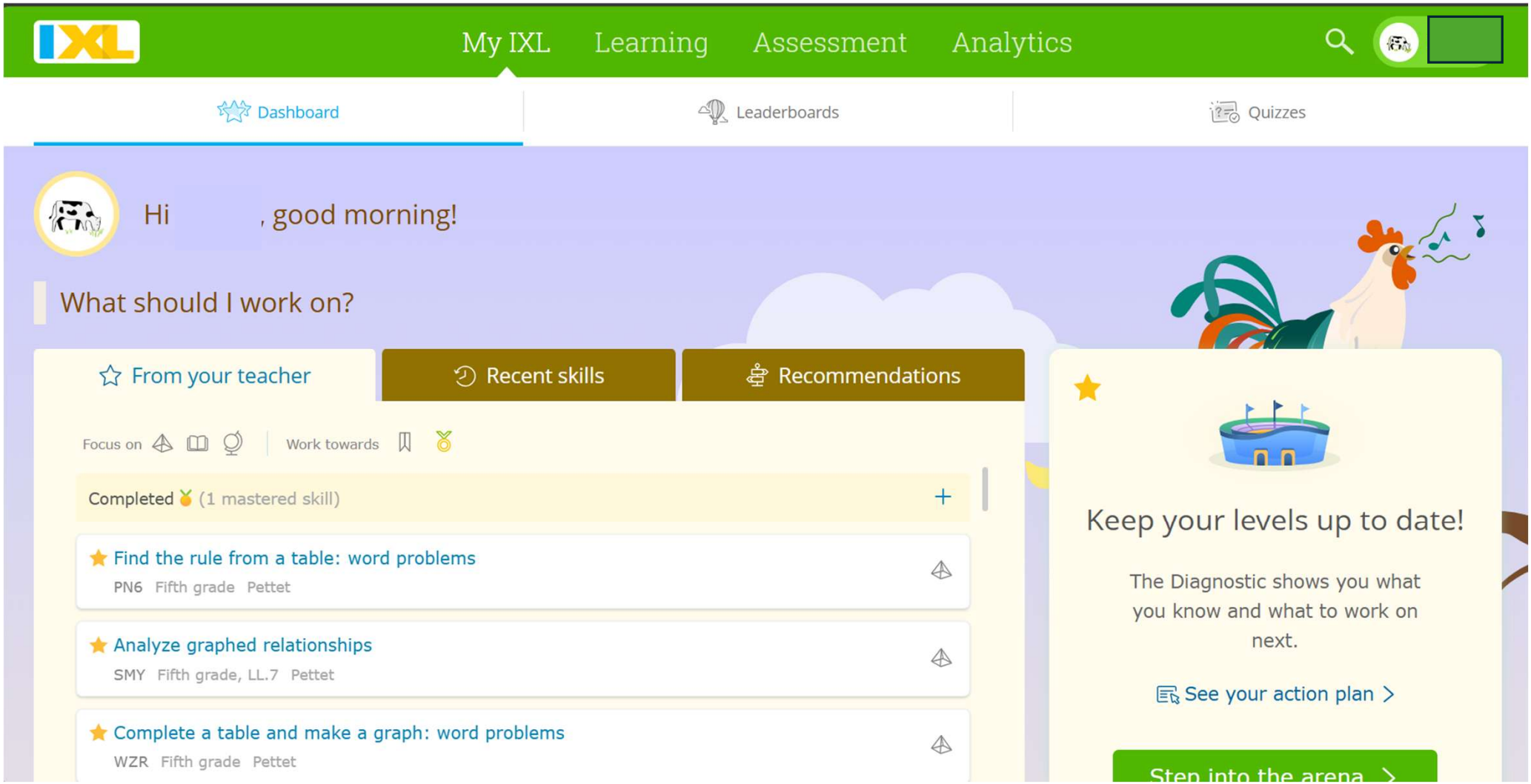
My IXL
Learning
Assessment
Analytics
Dashboard
Leaderboards
Quizzes
Hi , good morning!
What should I work on?
From your teacher
Recent skills
Recommendations
Focus on
Work towards
Completed (1 mastered skill)
Find the rule from a table: word problems
PN6 Fifth grade Pettet
Analyze graphed relationships
SMY Fifth grade, LL.7 Pettet
Complete a table and make a graph: word problems
WZR Fifth grade Pettet
Keep your levels up to date!
The Diagnostic shows you what you know and what to work on next.
See your action plan
Step into the arena

# 3 Options for your child to work and build skills:

**Teacher Recommendations**

- Skills specifically assigned by your child's teacher.
- Targets current classroom standards and learning goals.
- The best place to start when assignments are available.

**Skill Plans**

- Teacher-selected or curriculum-aligned learning paths.
- Organized by grade level and subject.
- Helps students stay on track with classroom learning.

**Starburst Recommendations**

- Personalized skills based on your child's performance.
- Adapts to their learning needs and helps fill skill gaps.
- Great for daily independent practice.

# Skills from your teacher:

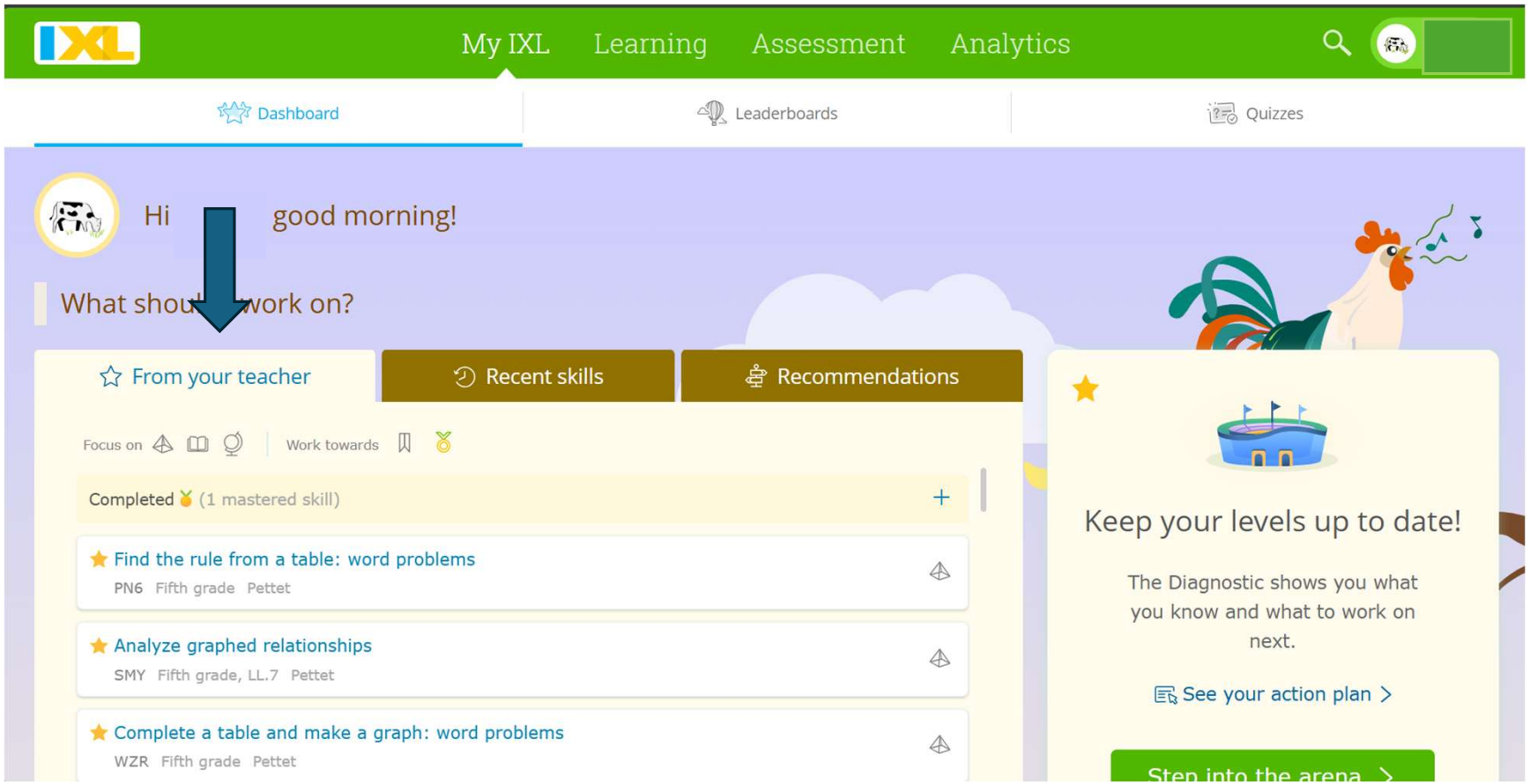

# Skill Plan aligned to state testing:

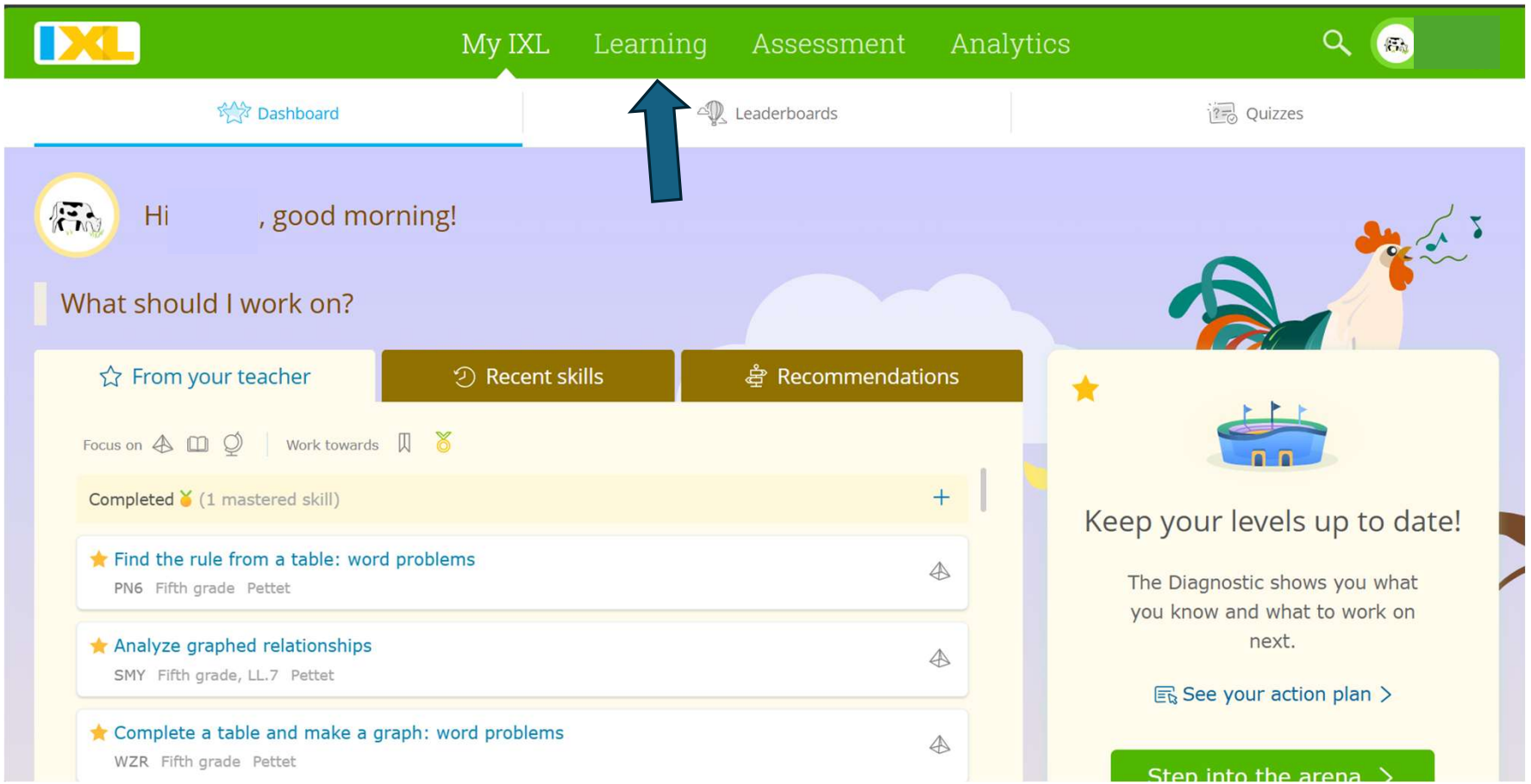

My IXL | Learning | Assessment | Analytics

Math | English language arts | Science | Social studies | Spanish language arts | Recommendations | Skill plans | Awards

# Recommendations

See suggestions from your teacher

Here are all the math, language arts, science, and social studies skills recommended just for you, based on what you've been working on recently. Explore the different types of recommendations, and click on any skill you'd like to try!

## Find antonyms in context

Fifth grade (67)

Select the antonym of the word in bold.

Kangaroos are usually **peaceful** animals. When they have to defend themselves, however, they can be vicious fighters. They may kick or even bite their attackers.

Keep at it

Last practiced on September 23

## Identify mixtures

Fifth grade (84)

Select all the mixtures.



pudding



shampoo



ice cream



ketchup




enVision Mathematics FL B.E.S.T.

5th grade




Into Reading

Grade 5

FAST

Florida Assessment of Student Thinking

ELA Reading 3rd grade ELA Reading 5th grade

All skill plans | District spotlight | IXL spotlight | FL standards | Textbooks | Test prep




Renaissance Star Assessments

K-2




Florida Assessment of Student Thinking

3-5

# Skill Plan aligned to recommendations from IXL assessment :

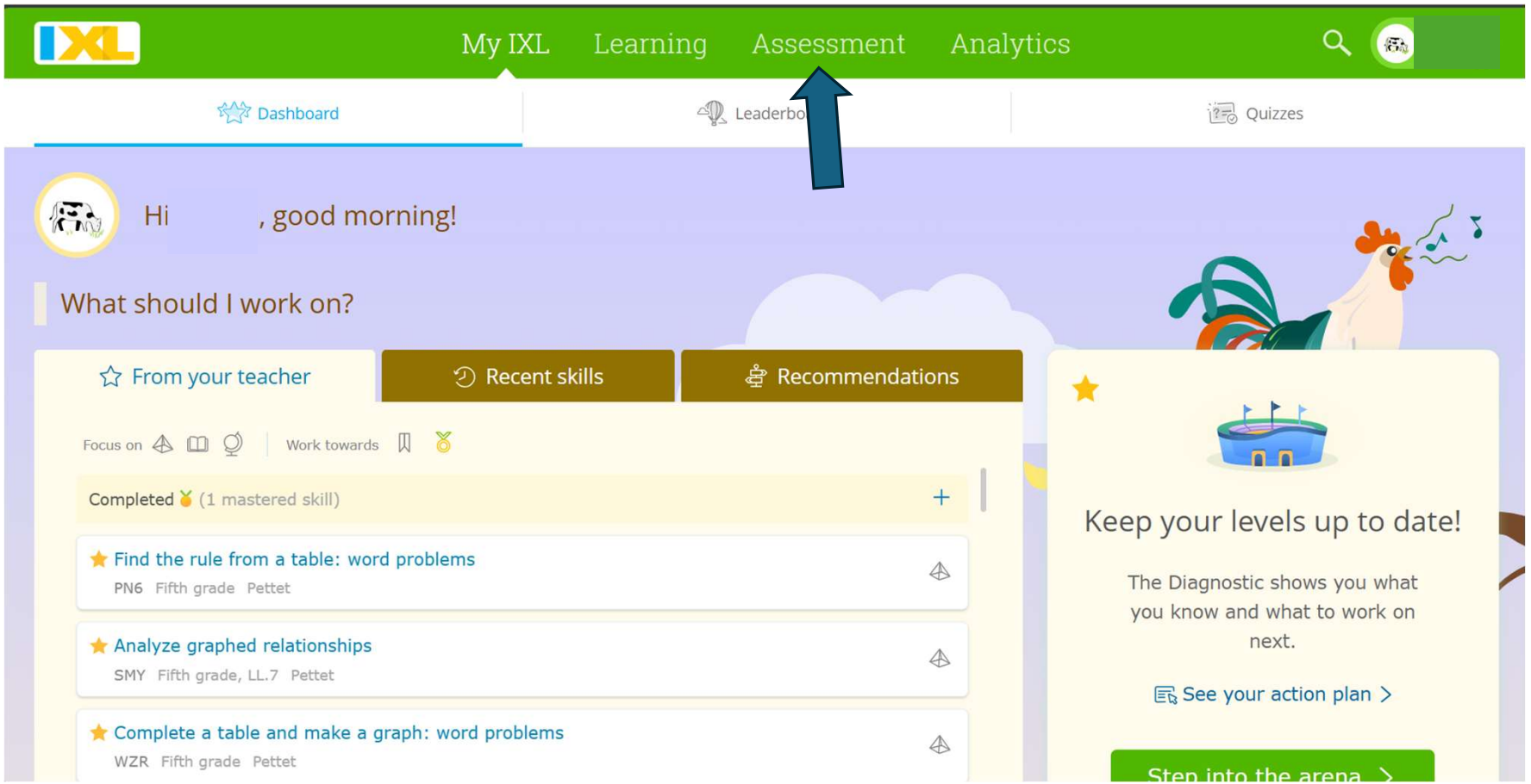


Language arts
Prose and Poetry 600
2 recommended skills
Informational Text 580
2 recommended skills
Vocabulary 640
2 recommended skills
Communicating Through Writing 630
3 recommended skills
Foundations 560
1 recommended skill
Following Conventions 640
5 recommended skills
Overall language arts level
610
Reading: 600
Writing & Language: 620

# Language arts

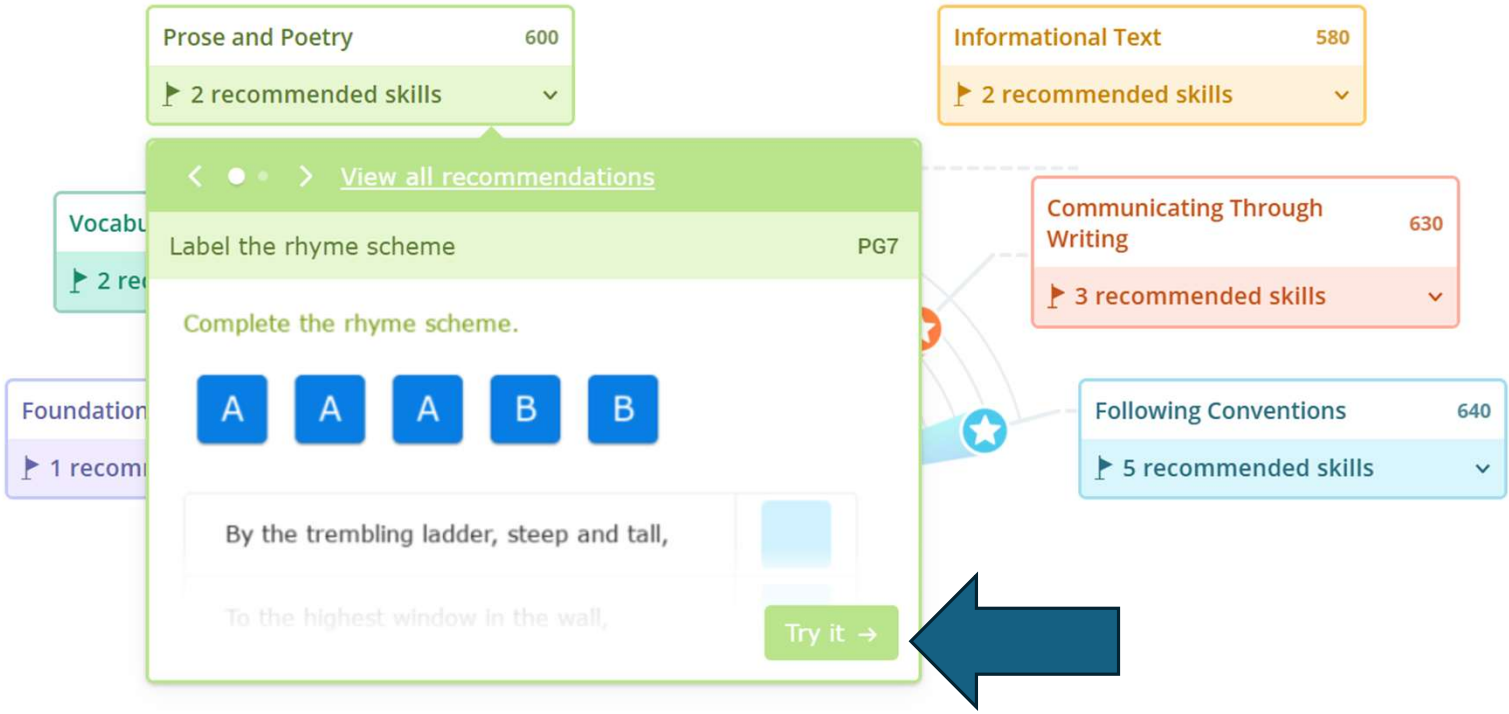

# Smart Score

Learn with an example or Watch a video

Paula owns a smoothie shop. She puts protein powder in every smoothie she makes. The table below shows the number of scoops of protein powder she uses, $p$, based on the number of smoothies she is making, $s$.

| Input ($s$) | Output ($p$) |
|---|---|
| 1 | 2 |
| 2 | 4 |
| 3 | 6 |
| 4 | 8 |

Write an equation that describes the relationship between $s$ and $p$.

$p =$

Submit

Work it out

Not feeling ready yet? These can help:



Questions answered

0

Time elapsed

00 HR 00 MIN 05 SEC

SmartScore out of 100

0

# Smart Score

- The Smart Score ranges from 0-100, but it's not a pass-or-fail percentage score.
- It goes up and down with your kid's answers, takes many different factors into account, and gives them a chance to earn a 100 from wherever they are.
- As your child is getting the hang of the concept, their Smart Score will increase, and their questions will get more challenging.
- When your child gets a question wrong, their Smart Score will drop and they will get easier questions. This gives them more time to lock in their knowledge!
- A Smart Score of 80, 90, or 100 is always within reach, even if your kid struggles initially. Powering through setbacks, they learn in a way that sticks. Plus, they earn a sense of pride and momentum to keep up further learning!

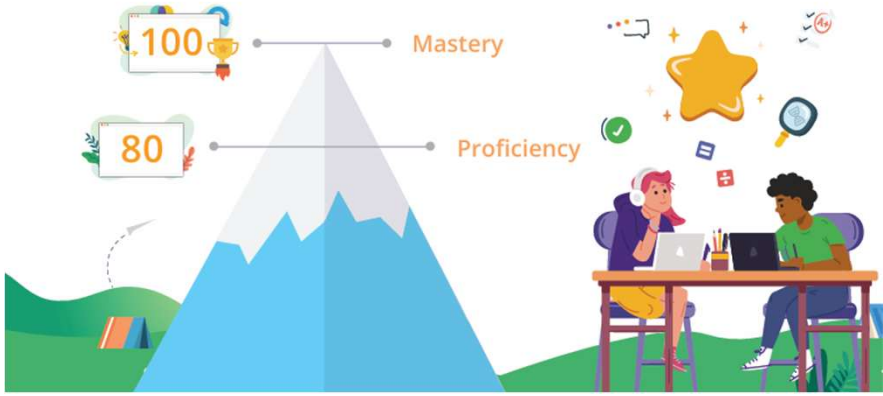

# Track your child's progress with IXL Analytics

## USAGE




### What has my child been doing on IXL?

Get a bird's eye view of your child's work in IXL with the Usage report! You can see how much time they've spent on IXL, how many questions they've answered, the topics they've worked on, and the number of skills they've made progress in.

This is a great report to scan every 1-2 weeks to stay on top of what your child has been learning. If you want to dive deeper, you can scroll down to see a breakdown of what your child did in each of their practice sessions.

## SCORE CHART




### Did my child complete their assignments?

If your child's teacher has assigned specific skills as homework and/or set certain SmartScore goals to reach, the Score Chart report can help you quickly see if your child has hit those targets.

The Score Chart shows you at a glance the SmartScore your child achieved on each skill, as well as the number of questions they answered and how much time they spent on those skills.



## TROUBLE SPOTS

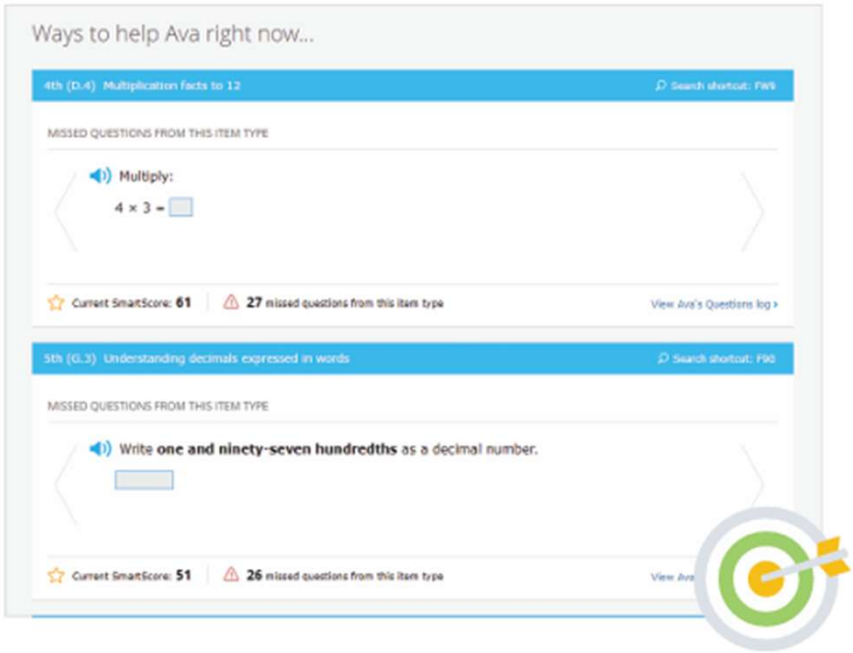


### How can I help my child with areas they're struggling with?

When you're looking for ways to provide extra support to your child at home, head over to the Trouble Spots report. It pinpoints the concepts your child is struggling with, and you can even see the exact questions your child received and missed!

If you notice a trouble spot, pick a few of the missed questions and work through them with your child to help them understand their mistakes. Or, go to that skill and answer a question incorrectly on purpose so that you can review the explanation together—it provides a useful review of the concept and a step-by-step guide for how to solve it. When your child is ready, have them work on the skill until they reach proficiency (a SmartScore of 80).




15-20 minutes a few times per week