OREGON DEPARTMENT OF EDUCATION

Oregon achieves . . . together!

OREGON AT-A-GLANCE SCHOOL PROFILE

Tumwater Middle School

PRINCIPAL: Matt Smith | GRADES: 6-8 | 650 NW 118th Ave, Portland 97229 | 503-356-3686

2025-26

Students We Serve

978
Student Enrollment

DEMOGRAPHICS

American Indian/Alaska Native	
Students	<1%
Teachers	0%
Asian	
Students	26%
Teachers	9%
Black/African American	
Students	2%
Teachers	0%
Hispanic/Latino	
Students	13%
Teachers	2%
Multiracial	
Students	10%
Teachers	0%
Native Hawaiian/Pacific Islander	
Students	<1%
Teachers	0%
White	
Students	48%
Teachers	89%

18% Ever English Learners

42 Languages Spoken

10% Students with Disabilities

93% Required Childhood Vaccinations

10% Students Experiencing Poverty

*<10 students or data unavailable

School Website: tumwater@beaverton.k12.or.us

School Environment

CLASS SIZE

Median class size.

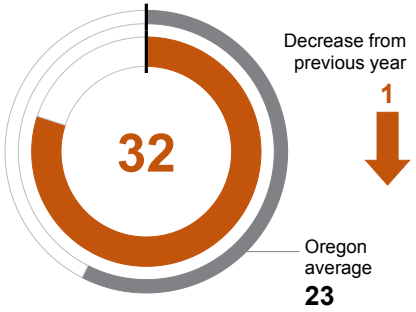

REGULAR ATTENDERS

Students who attended more than 90% of their enrolled school days.

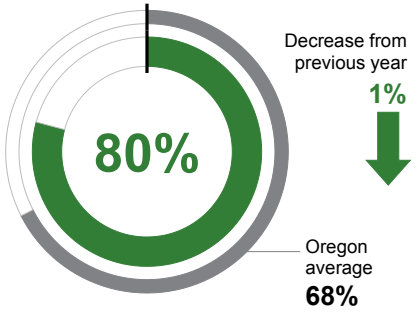

Academic Success

ENGLISH LANGUAGE ARTS

Students meeting state grade-level expectations.

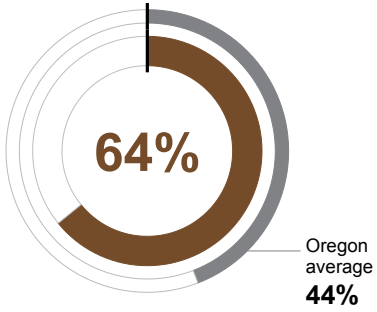

MATHEMATICS

Students meeting state grade-level expectations.

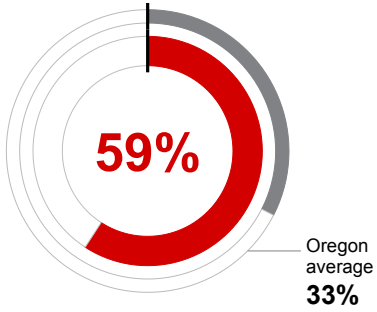

SCIENCE

Students meeting state grade-level expectations.

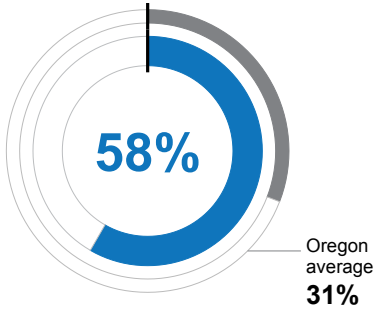

OREGON DEPARTMENT OF EDUCATION
Oregon achieves . . . together!

OREGON AT-A-GLANCE SCHOOL PROFILE CONTINUED
Tumwater Middle School

2025-26

Our Staff (rounded FTE)

45 Teachers

10 Educational assistants

5 Counselors/ Psychologists/ Social Workers

79% Average teacher retention rate over the past three years

82% % of licensed teachers with more than 3 years of experience

Yes Same principal in the last 3 years

Outcomes

	REGULAR ATTENDERS	ENGLISH LANGUAGE ARTS	MATHEMATICS
American Indian/Alaska Native	<10 students or data unavailable	<10 students or data unavailable	<10 students or data unavailable
Asian	88%	82%	82%
Black/African American	74%	25%	24%
Hispanic/Latino	61%	33%	30%
Multiracial	80%	71%	62%
Native Hawaiian/Pacific Islander	<10 students or data unavailable	<10 students or data unavailable	<10 students or data unavailable
White	80%	64%	56%
Students Experiencing Poverty	52%	21%	13%
English Learner	63%	<5%	20%
Students with Disabilities	53%	28%	31%
Migrant	<10 students or data unavailable	<10 students or data unavailable	<10 students or data unavailable
Homeless	33%	7%	<5%
Students in Foster Care	<10 students or data unavailable	<10 students or data unavailable	<10 students or data unavailable
Military Connected	<10 students or data unavailable	<10 students or data unavailable	<10 students or data unavailable
Talented and Gifted	88%	94%	93%
Female	80%	70%	58%
Male	79%	59%	60%
Non-Binary	<10 students or data unavailable	<10 students or data unavailable	<10 students or data unavailable

Data are suppressed to protect confidential student information.

For more information please visit: www.oregon.gov/ode/schools-and-districts/reportcards/reportcards/Pages/Accountability-Measures.aspx