OREGON DEPARTMENT OF EDUCATION

Oregon achieves . . . together!

OREGON AT-A-GLANCE SCHOOL PROFILE

Scholls Heights Elementary School

PRINCIPAL: Tracy Bariao-Arce | GRADES: K-5 | 16400 SW Loon Dr, Beaverton 97007 | 503-356-2460

2025-26

Students We Serve

626
Student Enrollment

DEMOGRAPHICS

American Indian/Alaska Native	
Students	<1%
Teachers	0%
Asian	
Students	28%
Teachers	0%
Black/African American	
Students	5%
Teachers	0%
Hispanic/Latino	
Students	13%
Teachers	0%
Multiracial	
Students	7%
Teachers	0%
Native Hawaiian/Pacific Islander	
Students	<1%
Teachers	0%
White	
Students	46%
Teachers	100%

17% Ever English Learners

27 Languages Spoken

16% Students with Disabilities

95% Required Childhood Vaccinations

13% Students Experiencing Poverty

*<10 students or data unavailable

School Website: schollsheights.beaverton.k12.or.us

School Environment

CLASS SIZE

Median class size.

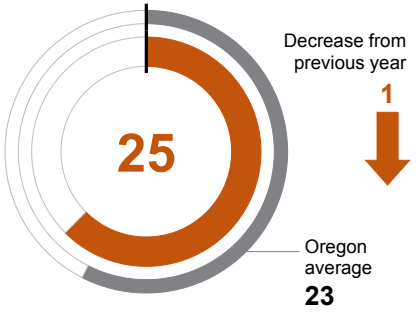

REGULAR ATTENDERS

Students who attended more than 90% of their enrolled school days.

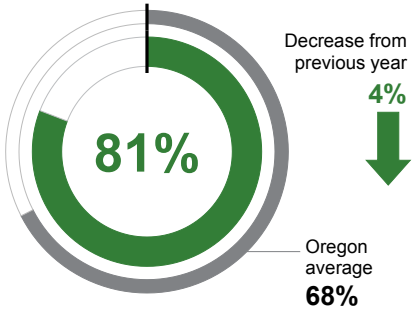

Academic Success

ENGLISH LANGUAGE ARTS

Students meeting state grade-level expectations.

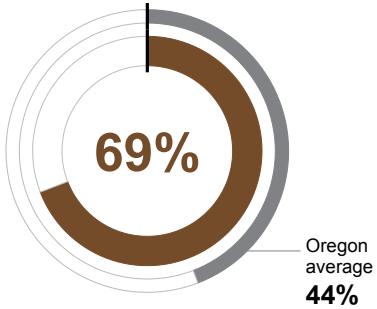

MATHEMATICS

Students meeting state grade-level expectations.

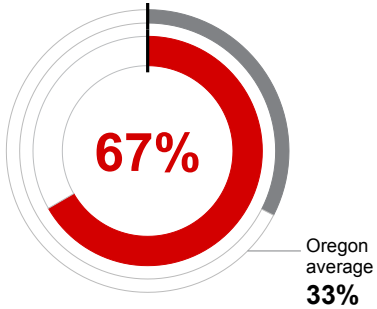

SCIENCE

Students meeting state grade-level expectations.

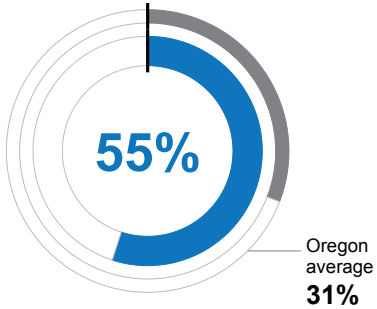

OREGON DEPARTMENT OF EDUCATION

Oregon achieves . . . together!

OREGON AT-A-GLANCE SCHOOL PROFILE CONTINUED

Scholls Heights Elementary School

2025-26

Our Staff (rounded FTE)

34 Teachers

13 Educational assistants

2 Counselors/ Psychologists/ Social Workers

87% Average teacher retention rate over the past three years

95% % of licensed teachers with more than 3 years of experience

Yes Same principal in the last 3 years

Outcomes

	REGULAR ATTENDERS	ENGLISH LANGUAGE ARTS	MATHEMATICS
American Indian/Alaska Native	<10 students or data unavailable	<10 students or data unavailable	<10 students or data unavailable
Asian	87%	75%	75%
Black/African American	71%	39%	39%
Hispanic/Latino	60%	55%	39%
Multiracial	84%	65%	70%
Native Hawaiian/Pacific Islander	<10 students or data unavailable	<10 students or data unavailable	<10 students or data unavailable
White	85%	72%	68%
Students Experiencing Poverty	58%	51%	38%
English Learner	77%	28%	28%
Students with Disabilities	73%	40%	29%
Migrant	<10 students or data unavailable	<10 students or data unavailable	<10 students or data unavailable
Homeless	<10 students or data unavailable	<10 students or data unavailable	<10 students or data unavailable
Students in Foster Care	<10 students or data unavailable	<10 students or data unavailable	<10 students or data unavailable
Military Connected	<10 students or data unavailable	<10 students or data unavailable	<10 students or data unavailable
Talented and Gifted	87%	94%	>95%
Female	82%	72%	62%
Male	80%	67%	70%
Non-Binary	<10 students or data unavailable	<10 students or data unavailable	<10 students or data unavailable

Data are suppressed to protect confidential student information.

For more information please visit: www.oregon.gov/ode/schools-and-districts/reportcards/reportcards/Pages/Accountability-Measures.aspx