OREGON DEPARTMENT OF EDUCATION

Oregon achieves . . . together!

OREGON AT-A-GLANCE SCHOOL PROFILE

Meadow Park Middle School

2025-26

PRINCIPAL: Johanna Castillo | GRADES: 6-8 | 14100 SW Downing St, Beaverton 97006 | 503-356-2640

Students We Serve

668
Student Enrollment

DEMOGRAPHICS

American Indian/Alaska Native		
	Students	1%
	Teachers	0%
Asian		
	Students	13%
	Teachers	2%
Black/African American		
	Students	5%
	Teachers	0%
Hispanic/Latino		
	Students	48%
	Teachers	16%
Multiracial		
	Students	5%
	Teachers	2%
Native Hawaiian/Pacific Islander		
	Students	1%
	Teachers	0%
White		
	Students	28%
	Teachers	80%

48% Ever English Learners

40 Languages Spoken

15% Students with Disabilities

93% Required Childhood Vaccinations

39% Students Experiencing Poverty

*<10 students or data unavailable

School Website: meadowpark.beaverton.k12.or.us

School Environment

CLASS SIZE

Median class size.

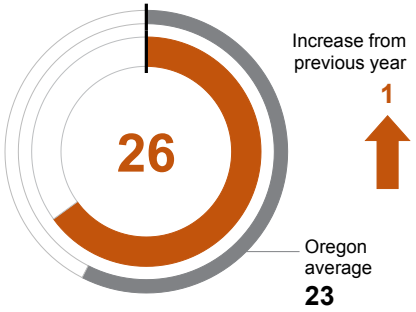

REGULAR ATTENDERS

Students who attended more than 90% of their enrolled school days.

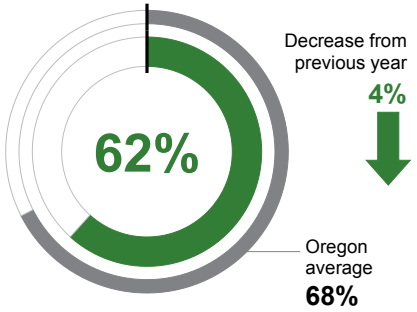

Academic Success

ENGLISH LANGUAGE ARTS

Students meeting state grade-level expectations.

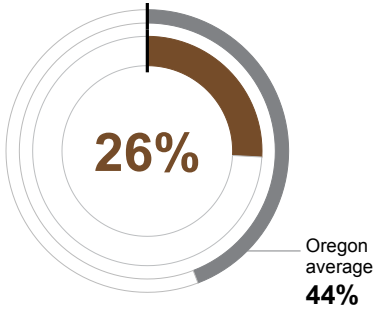

MATHEMATICS

Students meeting state grade-level expectations.

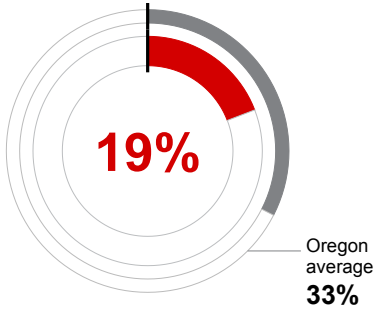

SCIENCE

Students meeting state grade-level expectations.

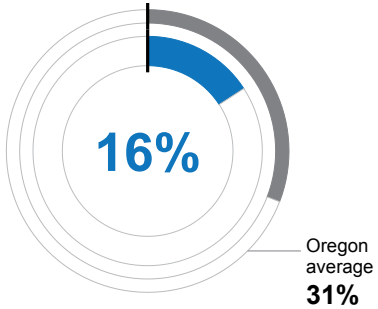

OREGON DEPARTMENT OF EDUCATION
Oregon achieves . . . together!

OREGON AT-A-GLANCE SCHOOL PROFILE CONTINUED

Meadow Park Middle School

2025-26

Our Staff (rounded FTE)

44 Teachers

6 Educational assistants

5 Counselors/ Psychologists/ Social Workers

76% Average teacher retention rate over the past three years

69% % of licensed teachers with more than 3 years of experience

Yes Same principal in the last 3 years

Outcomes

	REGULAR ATTENDERS	ENGLISH LANGUAGE ARTS	MATHEMATICS
American Indian/Alaska Native	<10 students or data unavailable	<10 students or data unavailable	<10 students or data unavailable
Asian	83%	50%	42%
Black/African American	63%	23%	13%
Hispanic/Latino	54%	10%	<5%
Multiracial	57%	42%	44%
Native Hawaiian/Pacific Islander	<10 students or data unavailable	10%	20%
White	69%	42%	32%
Students Experiencing Poverty	50%	12%	6%
English Learner	55%	<5%	<5%
Students with Disabilities	52%	6%	<5%
Migrant	60%	10%	10%
Homeless	44%	9%	<5%
Students in Foster Care	<10 students or data unavailable	<10 students or data unavailable	<10 students or data unavailable
Military Connected	<10 students or data unavailable	<10 students or data unavailable	<10 students or data unavailable
Talented and Gifted	89%	94%	90%
Female	63%	29%	15%
Male	60%	23%	22%
Non-Binary	<10 students or data unavailable	<10 students or data unavailable	<10 students or data unavailable

Data are suppressed to protect confidential student information.

For more information please visit: www.oregon.gov/ode/schools-and-districts/reportcards/reportcards/Pages/Accountability-Measures.aspx