OREGON DEPARTMENT OF EDUCATION

Oregon achieves . . . together!

OREGON AT-A-GLANCE SCHOOL PROFILE

Jacob Wismer Elementary School

2025-26

PRINCIPAL: Vanessa Davalos | GRADES: K-5 | 5477 NW Skycrest Pkwy, Portland 97229 | 503-356-2150

Students We Serve

539
Student Enrollment

DEMOGRAPHICS

American Indian/Alaska Native	
Students	1%
Teachers	0%
Asian	
Students	57%
Teachers	16%
Black/African American	
Students	2%
Teachers	0%
Hispanic/Latino	
Students	6%
Teachers	0%
Multiracial	
Students	11%
Teachers	3%
Native Hawaiian/Pacific Islander	
Students	<1%
Teachers	0%
White	
Students	22%
Teachers	81%

37% Ever English Learners

35 Languages Spoken

9% Students with Disabilities

96% Required Childhood Vaccinations

8% Students Experiencing Poverty

*<10 students or data unavailable

School Website: jacobwismer.beaverton.k12.or.us

School Environment

CLASS SIZE

Median class size.

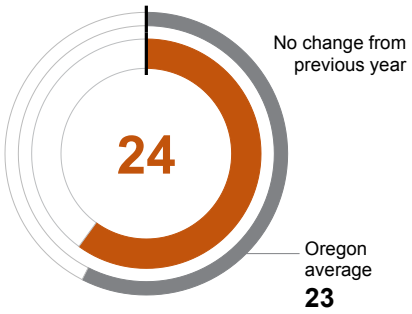

REGULAR ATTENDERS

Students who attended more than 90% of their enrolled school days.

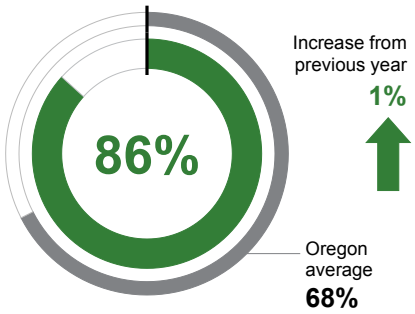

Academic Success

ENGLISH LANGUAGE ARTS

Students meeting state grade-level expectations.

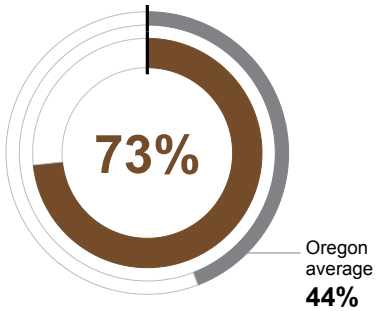

MATHEMATICS

Students meeting state grade-level expectations.

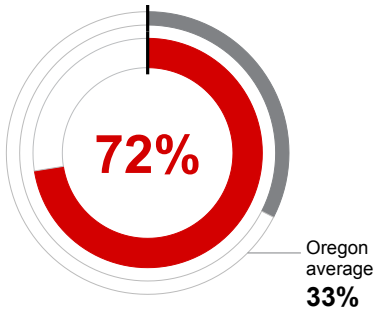

SCIENCE

Students meeting state grade-level expectations.

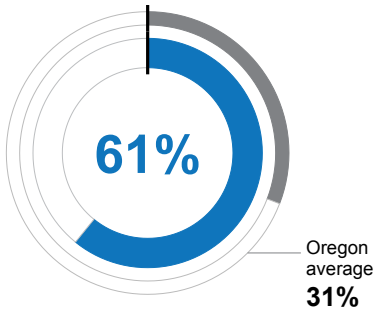

OREGON DEPARTMENT OF EDUCATION
Oregon achieves . . . together!

OREGON AT-A-GLANCE SCHOOL PROFILE CONTINUED

Jacob Wismer Elementary School

2025-26

Our Staff (rounded FTE)

33 Teachers

11 Educational assistants

2 Counselors/ Psychologists/ Social Workers

93% Average teacher retention rate over the past three years

94% % of licensed teachers with more than 3 years of experience

Yes Same principal in the last 3 years

Outcomes

	REGULAR ATTENDERS	ENGLISH LANGUAGE ARTS	MATHEMATICS
American Indian/Alaska Native	<10 students or data unavailable	<10 students or data unavailable	<10 students or data unavailable
Asian	90%	79%	87%
Black/African American	92%	<10 students or data unavailable	<10 students or data unavailable
Hispanic/Latino	82%	63%	38%
Multiracial	79%	75%	61%
Native Hawaiian/Pacific Islander	<10 students or data unavailable	<10 students or data unavailable	<10 students or data unavailable
White	82%	69%	65%
Students Experiencing Poverty	68%	41%	27%
English Learner	87%	21%	39%
Students with Disabilities	80%	30%	21%
Migrant	<10 students or data unavailable	<10 students or data unavailable	<10 students or data unavailable
Homeless	<10 students or data unavailable	<10 students or data unavailable	<10 students or data unavailable
Students in Foster Care	<10 students or data unavailable	<10 students or data unavailable	<10 students or data unavailable
Military Connected	<10 students or data unavailable	<10 students or data unavailable	<10 students or data unavailable
Talented and Gifted	89%	95%	>95%
Female	89%	86%	75%
Male	85%	65%	71%
Non-Binary	<10 students or data unavailable	<10 students or data unavailable	<10 students or data unavailable

Data are suppressed to protect confidential student information.

For more information please visit: www.oregon.gov/ode/schools-and-districts/reportcards/reportcards/Pages/Accountability-Measures.aspx