OREGON DEPARTMENT OF EDUCATION

Oregon achieves . . . together!

OREGON AT-A-GLANCE SCHOOL PROFILE

Cedar Mill Elementary School

PRINCIPAL: Cassie Marrs | GRADES: K-5 | 10265 NW Cornell Rd, Portland 97229 | 503-356-2050

2025-26

Students We Serve

358
Student Enrollment

DEMOGRAPHICS

American Indian/Alaska Native	
Students	<1%
Teachers	5%
Asian	
Students	16%
Teachers	9%
Black/African American	
Students	4%
Teachers	0%
Hispanic/Latino	
Students	19%
Teachers	5%
Multiracial	
Students	11%
Teachers	0%
Native Hawaiian/Pacific Islander	
Students	1%
Teachers	0%
White	
Students	49%
Teachers	82%

22% Ever English Learners

26 Languages Spoken

10% Students with Disabilities

97% Required Childhood Vaccinations

16% Students Experiencing Poverty

*<10 students or data unavailable

School Website: cedarmill.beaverton.k12.or.us

School Environment

CLASS SIZE

Median class size.

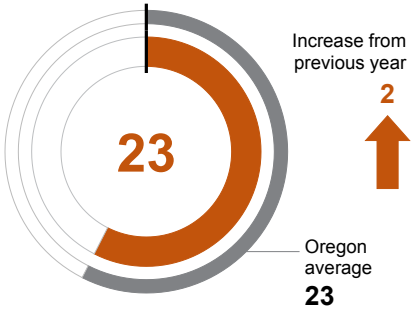

REGULAR ATTENDERS

Students who attended more than 90% of their enrolled school days.

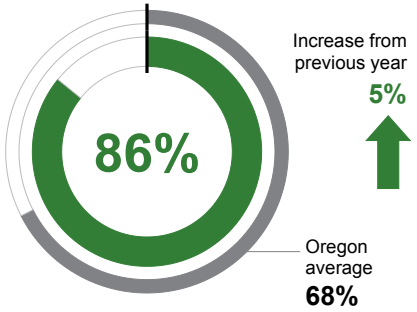

Academic Success

ENGLISH LANGUAGE ARTS

Students meeting state grade-level expectations.

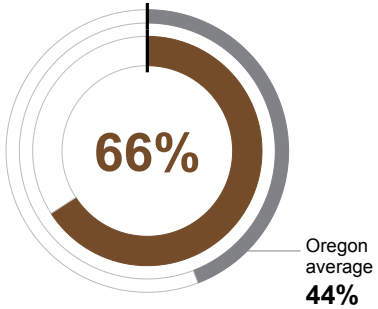

MATHEMATICS

Students meeting state grade-level expectations.

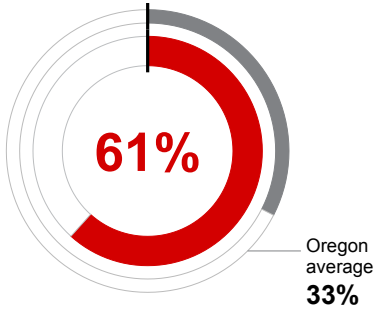

SCIENCE

Students meeting state grade-level expectations.

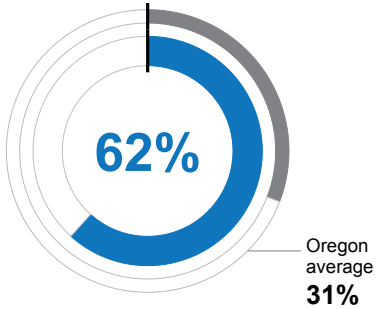

OREGON DEPARTMENT OF EDUCATION
Oregon achieves . . . together!

OREGON AT-A-GLANCE SCHOOL PROFILE CONTINUED
Cedar Mill Elementary School

2025-26

Our Staff (rounded FTE)

20 Teachers

6 Educational assistants

2 Counselors/ Psychologists/ Social Workers

91% Average teacher retention rate over the past three years

100% % of licensed teachers with more than 3 years of experience

No Same principal in the last 3 years

Outcomes

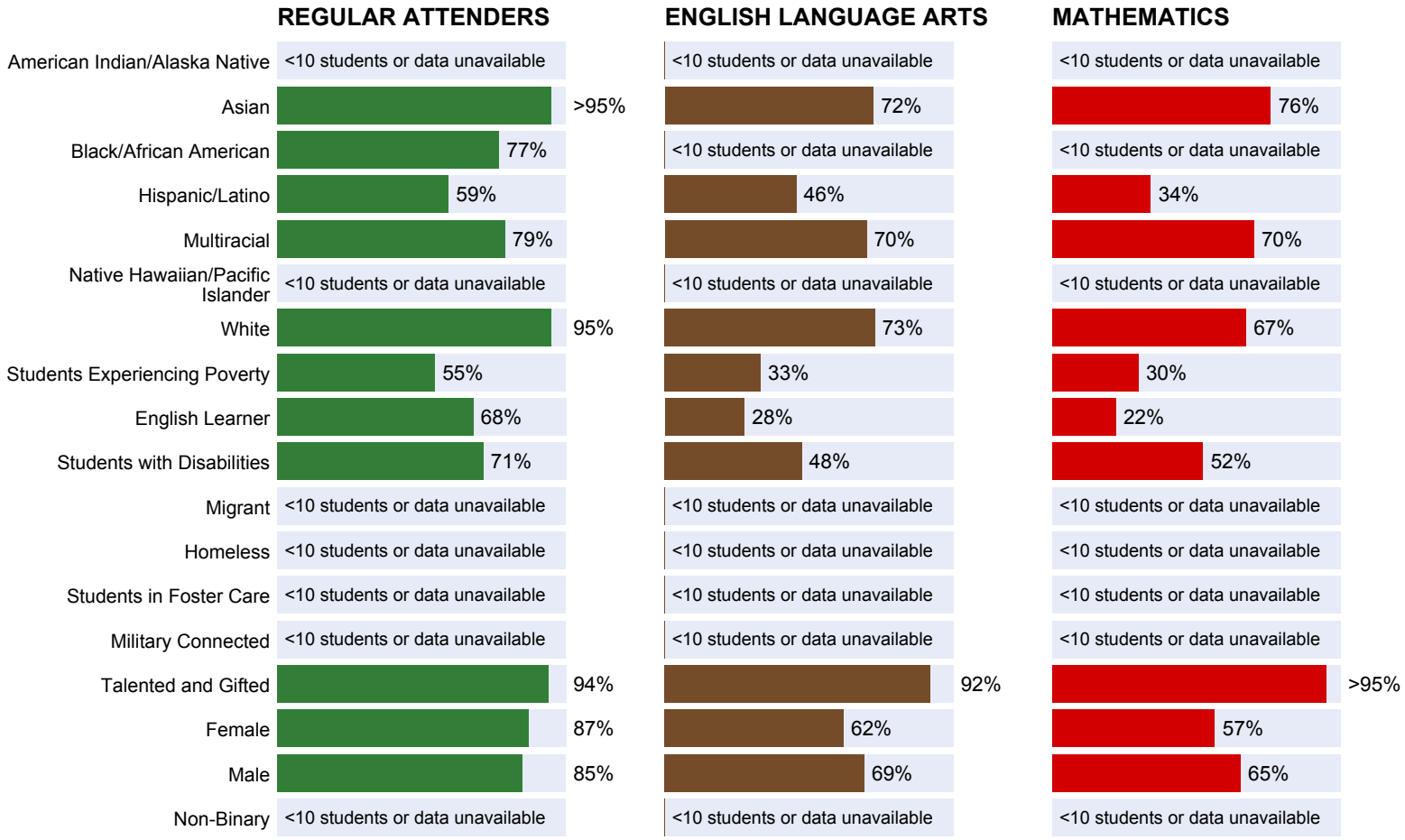

Data are suppressed to protect confidential student information.

For more information please visit: www.oregon.gov/ode/schools-and-districts/reportcards/reportcards/Pages/Accountability-Measures.aspx