OREGON DEPARTMENT OF EDUCATION
Oregon achieves . . . together!

OREGON AT-A-GLANCE SCHOOL PROFILE

Barnes Elementary School

PRINCIPAL: Edgar Solares | GRADES: K-5 | 13730 SW Walker Rd, Beaverton 97005 | 503-356-2130

2025-26

Students We Serve

381
Student Enrollment

DEMOGRAPHICS

American Indian/Alaska Native	
Students	0%
Teachers	0%
Asian	
Students	2%
Teachers	3%
Black/African American	
Students	2%
Teachers	0%
Hispanic/Latino	
Students	81%
Teachers	50%
Multiracial	
Students	3%
Teachers	0%
Native Hawaiian/Pacific Islander	
Students	1%
Teachers	0%
White	
Students	12%
Teachers	47%

65% Ever English Learners

9 Languages Spoken

17% Students with Disabilities

94% Required Childhood Vaccinations

43% Students Experiencing Poverty

*<10 students or data unavailable

School Website: barnes.beaverton.k12.or.us

School Environment

CLASS SIZE

Median class size.

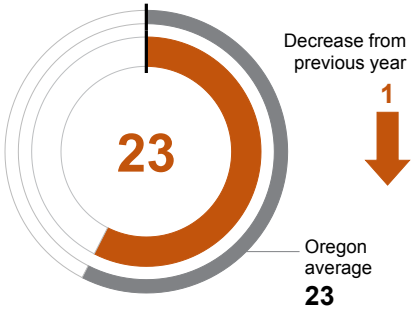

REGULAR ATTENDERS

Students who attended more than 90% of their enrolled school days.

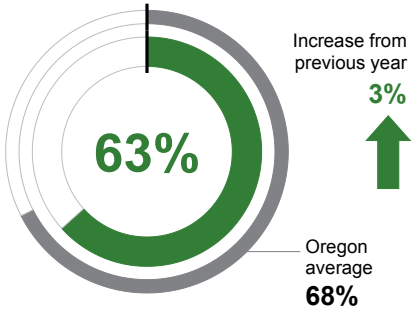

Academic Success

ENGLISH LANGUAGE ARTS

Students meeting state grade-level expectations.

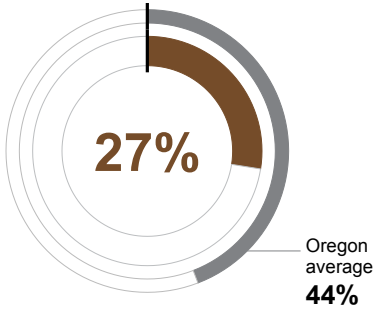

MATHEMATICS

Students meeting state grade-level expectations.

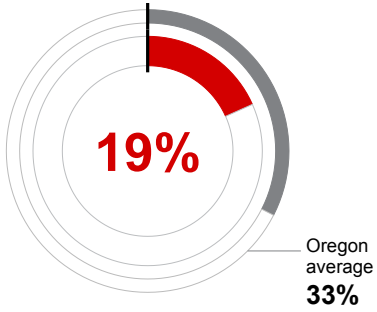

SCIENCE

Students meeting state grade-level expectations.

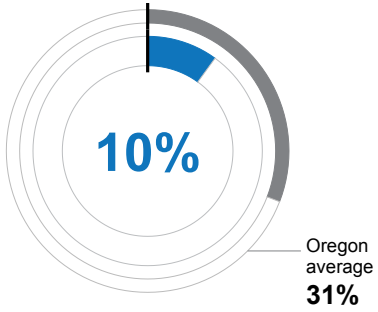

OREGON DEPARTMENT OF EDUCATION
Oregon achieves . . . together!

OREGON AT-A-GLANCE SCHOOL PROFILE CONTINUED
Barnes Elementary School

2025-26

Our Staff (rounded FTE)

26 Teachers

8 Educational assistants

3 Counselors/ Psychologists/ Social Workers

81% Average teacher retention rate over the past three years

92% % of licensed teachers with more than 3 years of experience

Yes Same principal in the last 3 years

Outcomes

	REGULAR ATTENDERS	ENGLISH LANGUAGE ARTS	MATHEMATICS
American Indian/Alaska Native	<10 students or data unavailable	<10 students or data unavailable	<10 students or data unavailable
Asian	<10 students or data unavailable	<10 students or data unavailable	<10 students or data unavailable
Black/African American	<10 students or data unavailable	<10 students or data unavailable	<10 students or data unavailable
Hispanic/Latino	60%	18%	14%
Multiracial	73%	<10 students or data unavailable	<10 students or data unavailable
Native Hawaiian/Pacific Islander	<10 students or data unavailable	<10 students or data unavailable	<10 students or data unavailable
White	78%	77%	41%
Students Experiencing Poverty	52%	21%	10%
English Learner	60%	8%	7%
Students with Disabilities	58%	<5%	<5%
Migrant	75%	<10 students or data unavailable	<10 students or data unavailable
Homeless	36%	6%	<5%
Students in Foster Care	<10 students or data unavailable	<10 students or data unavailable	<10 students or data unavailable
Military Connected	<10 students or data unavailable	<10 students or data unavailable	<10 students or data unavailable
Talented and Gifted	<10 students or data unavailable	<10 students or data unavailable	<10 students or data unavailable
Female	64%	24%	15%
Male	62%	30%	22%
Non-Binary	<10 students or data unavailable	<10 students or data unavailable	<10 students or data unavailable

Data are suppressed to protect confidential student information.

For more information please visit: www.oregon.gov/ode/schools-and-districts/reportcards/reportcards/Pages/Accountability-Measures.aspx