GUNNISON WATERSHED SCHOOL DISTRICT
Driven to Be the Difference

GWSD - 1st Quarter Financial Report
Fiscal Year 26-27
July 1, 2026 - September 30, 2026

General Fund - Fund 10

Revenue	Budget	Q1 Collections	Balance	% earned	Prior Year
Local (1000,2000)	$ 23,140,438.95	$ 1,223,410.20	$ 21,917,028.75	5%	$ 1,050,931.74
State (3000)	$ 7,667,844.63	$ 2,652,964.85	$ 5,014,879.78	35%	$ 2,362,709.35
Federal (4000)	$ 1,335,973.43	$ 837,189.43	$ 498,784.00	63%	$ 308,889.28
Allocations	$ (1,250,105.50)	$ (100,102.50)	$ (1,150,003.00)	8%	
TOTAL	**$ 30,894,151.51**	**$ 4,613,461.98**	**$ 26,280,689.53**		**$ 3,722,530.37**

Expenses by Object	Budget	Q1 Expenses	Balance	% spent	Prior Year
Salaries	$ 19,103,087.40	$ 2,156,898.11	$ 16,946,189.29	11%	$ 2,029,317.68
Employee Benefits	$ 6,723,788.54	$ 709,332.87	$ 6,014,455.67	11%	$ 644,521.34
Professional Services	$ 1,305,018.59	$ 342,879.58	$ 962,139.01	26%	$ 329,093.36
Property Services	$ 1,436,750.00	$ 293,320.52	$ 1,143,429.48	20%	$ 240,992.56
Other Services	$ 1,132,975.43	$ 537,761.69	$ 595,213.74	47%	$ 491,135.94
Supplies & Materials	$ 1,278,252.92	$ 231,156.52	$ 1,047,096.40	18%	$ 162,776.14
Capital Outlay	$ 183,295.00	$ 10,111.36	$ 173,183.64	6%	$ 16,465.94
Other Objects	$ 617,622.00	$ 738,570.10	$ (120,948.10)	120%	$ 558,139.44
TOTAL	**$ 31,780,789.88**	**$ 5,020,030.75**	**$ 26,760,759.13**		**$ 4,472,442.40**

Beginning Fund Bal	$ 9,517,665
Net Income (Loss)	$ (406,569)
Q End Fund Bal	**$ 9,111,096**
Cash on Hand	$ 8,752,862
Receivables	$ 232,436
Pre-Pays	$ 107,520
Liabilities	$ 18,278
Balance Sheet	**$ 9,111,096**

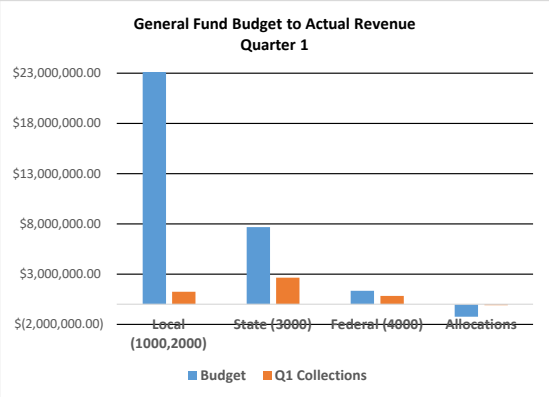

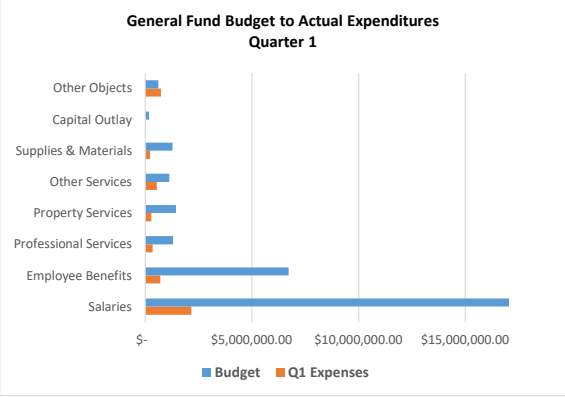

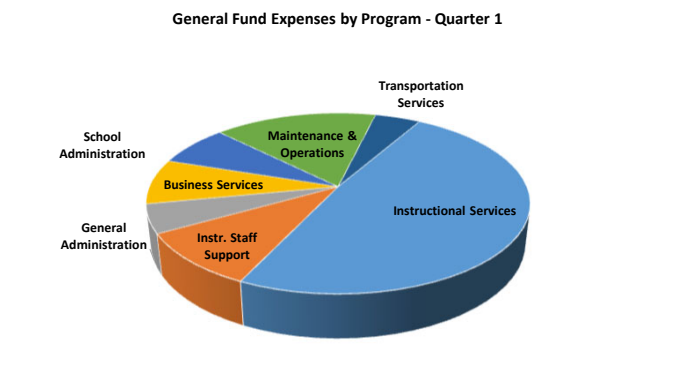

GUNNISON WATERSHED SCHOOL DISTRICT
Driven to Be the Difference

GWSD - 1st Quarter Financial Report
Fiscal Year 26-27
July 1, 2026 - September 30, 2026

Mill Levy Override Fund - Fund 26

Revenue	Budget	Q1 Collections	Balance	% earned	Prior Year
Local	$ 2,705,000.00	$ 44,672.90	$ 2,660,327.10	2%	$ 50,266.02
TOTAL	**$ 2,705,000.00**	**$ 44,672.90**	**$ 2,660,327.10**		**$ 50,266.02**

Expenses by Object	Budget	Q1 Expenses	Balance	% spent	Prior Year
Salaries	$ 1,057,084.93	$ 188,675.71	$ 868,409.22	18%	$ 104,603.47
Employee Benefits	$ 331,761.00	$ 59,083.65	$ 272,677.35	18%	$ 31,570.71
Professional Services	$ 127,500.00	$ 119,410.04	$ 8,089.96	94%	$ 43,754.02
Property Services	$ 300,000.00	$ 22,997.85	$ 277,002.15	8%	$ 16,051.23
Other Services	$ 93,500.00	$ 300.00	$ 93,200.00	0%	$ 300.00
Supplies & Materials	$ 644,500.00	$ 368,899.07	$ 275,600.93	57%	$ 399,937.38
Capital Outlay	$ 420,000.00	$ 114,306.66	$ 305,693.34	27%	$ 15,346.33
Other Objects	$ 3,000.00	$ 682.95	$ 2,317.05	23%	$ -
TOTAL	**$ 2,977,345.93**	**$ 874,355.93**	**$ 2,102,990.00**		**$ 611,563.14**

Beginning Fund Bal	$ 4,196,811
Net Income (Loss)	$ (829,683)
Q End Fund Bal	**$ 3,367,128**
Cash on Hand	$ 2,855,079
Receivables	$ 11,798
Pre-Paid Expenses	$ 500,471
Liabilities	$ (220)
Balance Sheet	**$ 3,367,128**

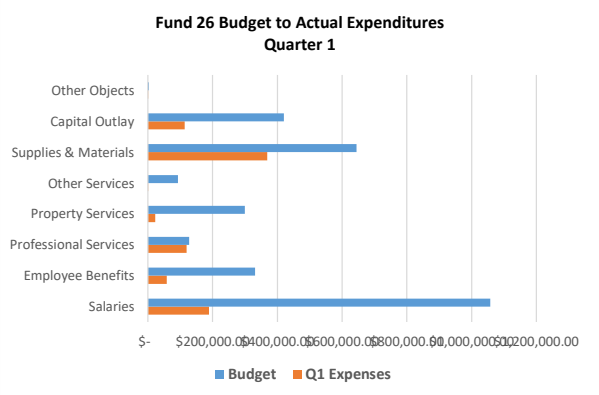

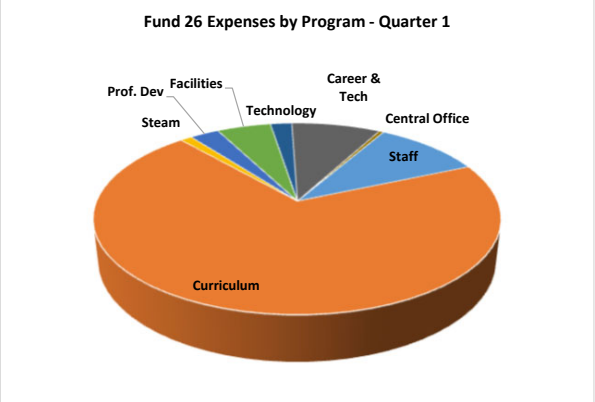

GUNNISON WATERSHED SCHOOL DISTRICT
Driven to Be the Difference

GWSD - 1st Quarter Financial Report
Fiscal Year 26-27
July 1, 2026 - September 30, 2026

Marble Charter Fund - Fund 11

Revenue	Budget	Q1 Collections	Balance	% earned	Prior Year
Local	$ 153,953.98	$ 41,986.05	$ 111,967.93	27%	$ 106,000.88
State	$ 139,557.00	$ -	$ 139,557.00	0%	$ -
Bond Interest	$ 1,500.00	$ 1,527.43	$ (27.43)	102%	$ 7,390.67
Bond BEST Grant	$ 30,000.00	$ -	$ 30,000.00	0%	$ 244,535.46
Allocations	$ 495,041.70		$ 495,041.70	0%	$ -
TOTAL	**$ 820,052.68**	**$ 43,513.48**	**$ 776,539.20**		**$ 357,927.01**

Expenses by Object	Budget	Q1 Expenses	Balance	% spent	Prior Year
Salaries	$ 458,291.00	$ 74,057.74	$ 384,233.26	16%	$ 79,839.99
Employee Benefits	$ 158,782.00	$ 20,513.27	$ 138,268.73	13%	$ 23,279.66
Professional Services	$ 31,500.00	$ 435.80	$ 31,064.20	1%	$ 3,152.00
Property Services	$ 14,800.00	$ 2,467.03	$ 12,332.97	17%	$ 2,189.06
Other Services	$ 59,000.00	$ 13,397.83	$ 45,602.17	23%	$ 22,688.97
Supplies & Materials	$ 45,000.00	$ 11,447.37	$ 33,552.63	25%	$ 17,183.99
Capital Outlay	$ 14,000.00	$ 260.00	$ 13,740.00	2%	$ -
Bond Expenses	$ 30,000.00	$ -	$ 30,000.00	0%	$ 1,329,613.00
TOTAL	**$ 811,373.00**	**$ 122,579.04**	**$ 688,793.96**		**$ 1,477,946.67**

Beginning Bal - Ops		$ 349,483
Beginning Bal - Bond		$ 158,635
Total Fund Beg Bal		$ 508,118
Net Income (Loss)		$ (79,066)
Q End Fund Bal		**$ 429,052**
	Ops	$ 268,890
	Bond	$ 160,162
Cash on Hand		$ 445,714
Receivables		$ -
Pre-Paid Expenses		$ -
Liabilities		$ (16,661)
Balance Sheet		**$ 429,052**

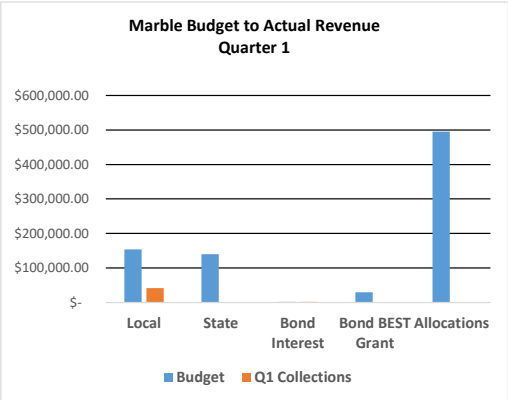

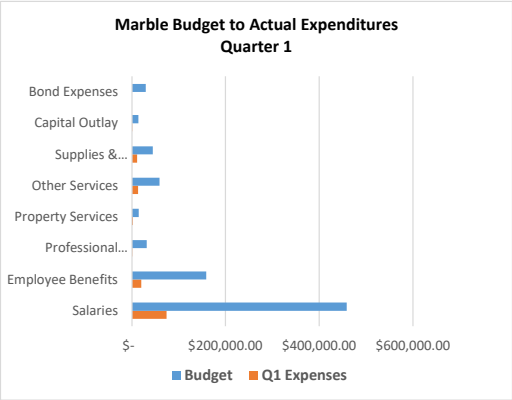

GUNNISON WATERSHED SCHOOL DISTRICT

Driven to Be the Difference

GWSD - 1st Quarter Financial Report
Fiscal Year 26-27
July 1, 2026 - September 30, 2026

Food Service Fund - Fund 21

Revenue	Budget	Q1 Collections	Balance	% earned	Prior Year
Local Revenue	$ 8,800.00	$ 1,678.15	$ 7,121.85	19%	$ 1,193.55
State Revenue	$ 550,245.69	$ -	$ 550,245.69	0%	
Federal Revenue	$ 396,835.52	$ 11,365.34	$ 385,470.18	3%	$ 7,217.27
Allocations	$ 650,000.00	$ -	$ 650,000.00	0%	
TOTAL	**$ 1,605,881.21**	**$ 13,043.49**	**$ 1,592,837.72**		**$ 8,410.82**

Expenses by Object	Budget	Q1 Expenses	Balance	% spent	Prior Year
Salaries	$ 727,947.00	$ 87,331.90	$ 640,615.10	12%	$ 76,451.95
Employee Benefits	$ 244,470.00	$ 28,072.47	$ 216,397.53	11%	$ 23,832.45
Property Services	$ 7,500.00	$ -	$ 7,500.00	0%	$ -
Other Services	$ 5,000.00	$ -	$ 5,000.00	0%	$ 165.00
Supplies & Materials	$ 628,107.89	$ 52,819.06	$ 575,288.83	8%	$ 40,702.85
Equipment	$ 25,000.00	$ -	$ 25,000.00	0%	$ (369.95)
TOTAL	**$ 1,638,024.89**	**$ 168,223.43**	**$ 1,469,801.46**		**$ 140,782.30**

Beginning Fund Bal	$ 486,303
Net Income (Loss)	$ (155,180)
Q End Fund Bal	$ 331,123
Cash on Hand	$ 332,796
Receivables	$ 5,795
Inventory	$ 13,469
Liabilities	$ (20,937)
Balance Sheet	$ 331,123

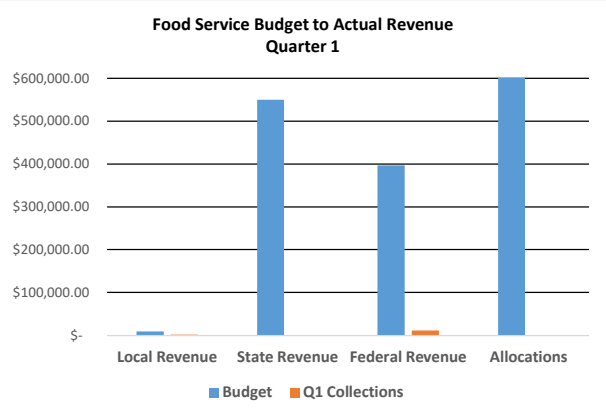

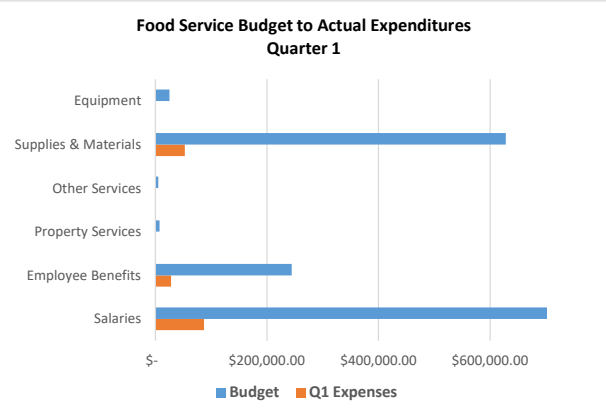

GUNNISON WATERSHED SCHOOL DISTRICT
Driven to Be the Difference

GWSD - 1st Quarter Financial Report
Fiscal Year 26-27
July 1, 2026 - September 30, 2026

Student Activity Fund - Fund 23

Revenue	Budget	Q1 Collections	Balance	% earned	Prior Year
Revenue/Fees	$ 597,714.02	$ 262,683.12	$ 335,030.90	44%	$ 171,554.35
Donations	$ 79,000.00	$ 54,216.73	$ 24,783.27	69%	$ 96,102.00
Interest	$ 50,000.00	$ 10,890.11	$ 39,109.89	22%	$ 14,044.41
General Fund Xfr	$ 729,788.00	$ 748,592.00	$ (18,804.00)	103%	$ 563,977.00
TOTAL	**$ 1,456,502.02**	**$ 1,076,381.96**	**$ 380,120.06**		**$ 845,677.76**
		$ 18,804.00			

Expenses by Object	Budget	Q1 Expenses	Balance	% spent	Prior Year
Salaries	$ 432,146.00	$ 76,452.57	$ 355,693.43	18%	$ 83,068.82
Employee Benefits	$ 98,713.00	$ 17,464.52	$ 81,248.48	18%	$ 20,377.43
Professional Services	$ 1,486,472.15	$ 174,823.26	$ 1,311,648.89	12%	$ 140,224.86
Travel	$ 78,411.00	$ 3,364.93	$ 75,046.07	4%	$ 1,092.40
Supplies & Materials	$ 17,469.00	$ 1,507.32	$ 15,961.68	9%	$ 4,864.06
Capital Outlay	$ 425,720.00	$ 3,229.23	$ 422,490.77	1%	$ 7,022.30
Transportation	$ 236,545.00	$ 11,733.52	$ 224,811.48	5%	$ 8,332.61
TOTAL	**$ 2,775,476.15**	**$ 288,575.35**	**$ 2,486,900.80**		**$ 264,982.48**

Beginning Fund Bal	$ 1,366,058
Net Income/Loss	$ 787,807
Q End Fund Bal	$ 2,153,865
Cash on Hand	$ 2,153,988
Liabilities	$ (123)
Balance Sheet	$ 2,153,864

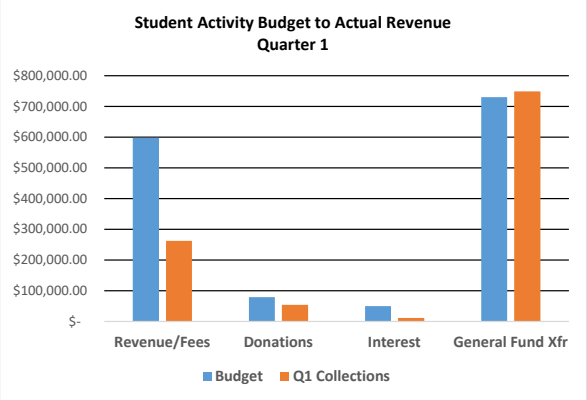

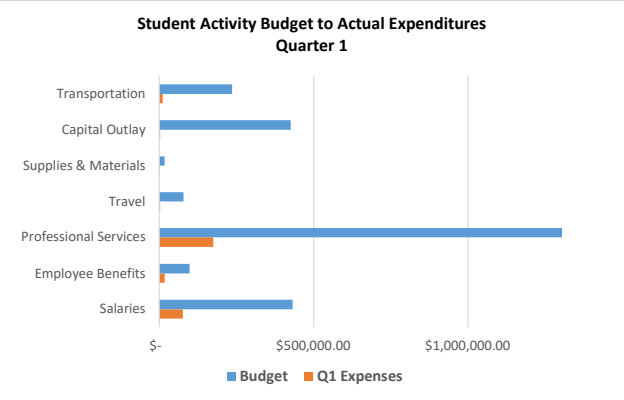

GUNNISON WATERSHED SCHOOL DISTRICT
Driven to Be the Difference

GWSD - 1st Quarter Financial Report
Fiscal Year 26-27
July 1, 2026 - September 30, 2026

Bond Project Fund - Fund 41

Revenue	Budget	Q1 Collections	Balance	% earned	Prior Year
Interest Earnings	$ 100,000.00	$ 184,994.40	$ (84,994.40)	185%	$ 580,351.92
Miscellaneous Revenue	$ -	$ -			$ 1,267,530.00
Grant Funds	$ 331,185.86		$ 331,185.86		
TOTAL	**$ 431,185.86**	**$ 184,994.40**	**$ 246,191.46**		**$ 580,351.92**

Expenses by Object	Budget	Q1 Expenses	Balance	% spent	Prior Year
Architect & Engineering	$ 100,000.00	$ 42,362.73	$ 57,637.27	42%	$ 107,714.80
Major Renovation	$ 1,032,000.00	$ 2,653,995.27	$ (1,621,995.27)	257%	$ 10,495,164.19
Non-Capital Equip	$ 78,094.00	$ 4,390.06	$ 73,703.94		$ 42,160.39
Capitalized Equip	$ 50,000.00	$ 41,957.00	$ 8,043.00	84%	$ 71,696.54
Goods and Services	$ 218,000.00	$ 113,036.68	$ 104,963.32	52%	$ 131,622.41
TOTAL	**$ 1,478,094.00**	**$ 2,855,741.74**	**$ (1,377,647.74)**		**$ 10,848,358.33**

Beginning Fund Bal	$ 17,237,115
Net Income (Loss)	$ (2,670,747)
Q End Fund Bal	$ 14,566,367
Cash on Hand	$ 17,186,381
Receivables	$ -
Liabilities	$ (2,620,014)
	$ 14,566,367

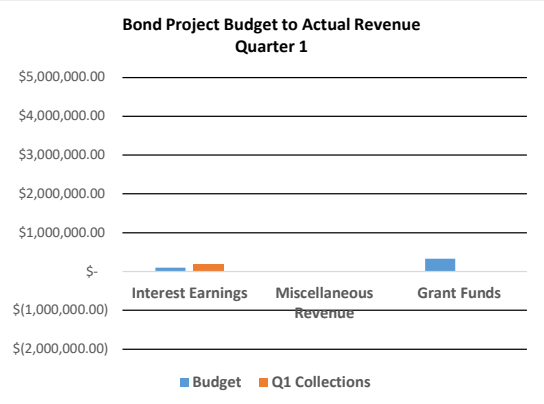

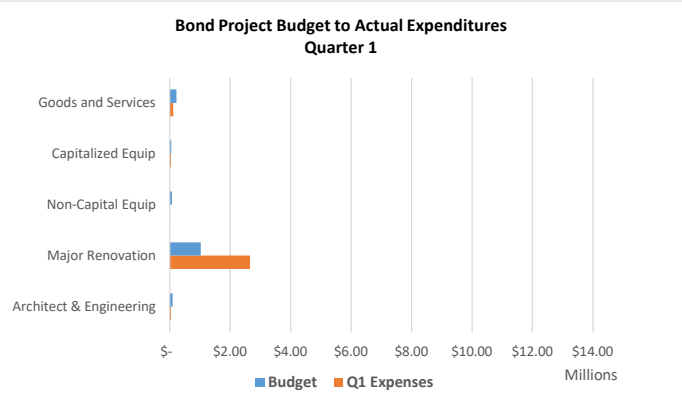

GUNNISON WATERSHED SCHOOL DISTRICT
Driven to Be the Difference

GWSD - 1st Quarter Financial Report
Fiscal Year 26-27
July 1, 2026 - September 30, 2026

Health Insurance Fund - Fund 61

Revenue	Budget	Q1 Collections	Balance	% earned	Prior Year
Interest	$ 75,000.00	$ 20,741.42	$ 54,258.58	28%	$ 22,705.70
Premiums	$ 2,592,565.00	$ 652,371.18	$ 1,940,193.82	25%	$ 648,694.34
Stop Loss Reimb	$ 250,000.00	$ 86,430.80	$ 163,569.20	35%	$ 111,713.70
TOTAL	**$ 2,917,565.00**	**$ 759,543.40**	**$ 2,158,021.60**		**$ 783,113.74**

Expenses by Object	Budget	Q1 Expenses	Balance	% spent	Prior Year
Plan Administration	$ 137,239.85	$ 47,964.78	$ 89,275.07	35%	$ 46,044.34
Claims	$ 2,201,600.00	$ 903,172.68	$ 1,298,427.32	41%	$ 632,925.90
Stop Loss Admin	$ 963,229.80	$ 187,523.01	$ 775,706.79	19%	$ 212,558.16
TOTAL	**$ 3,302,069.65**	**$ 1,138,660.47**	**$ 2,163,409.18**		**$ 891,528.40**

Beginning Fund Bal	$ 2,866,673
Net Income (Loss)	$ (379,117)
Q End Fund Bal	$ 2,487,556
Cash on Hand	$ 2,661,272
Liabilities	$ (26)
IBNR	$ (173,690)
Balance Sheet	$ 2,487,556

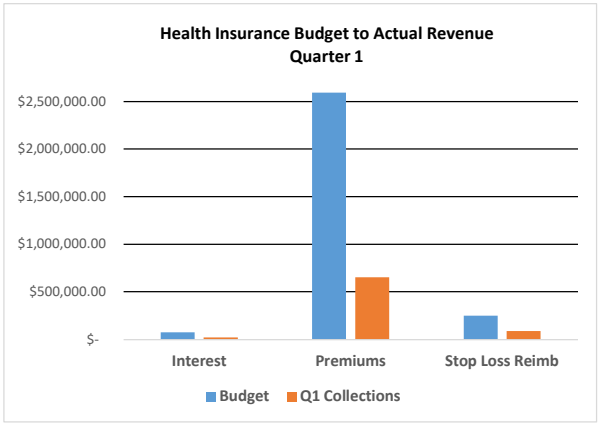

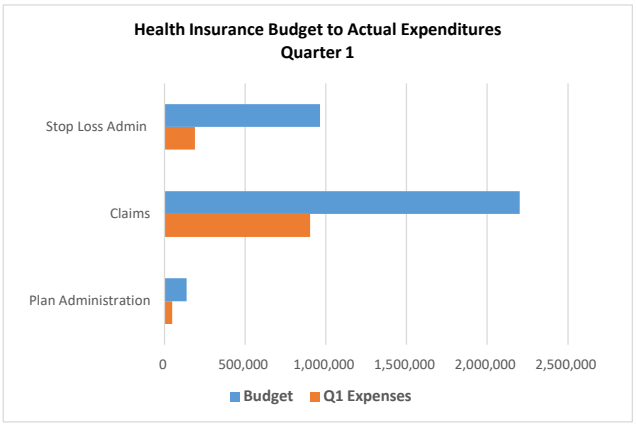

GUNNISON WATERSHED SCHOOL DISTRICT
Driven to Be the Difference

GWSD - 1st Quarter Financial Report
Fiscal Year 26-27
July 1, 2026 - September 30, 2026

Bond Fund - Fund 31

Revenue	Budget	Q1 Collections	Balance	% earned	Prior Year
Taxes (Local)	$ 9,400,000.00	$ 42,159.24	$ 9,357,840.76	0%	$ 54,154.15
Interest	$ 10,000.00	$ 2,108.54	$ 7,891.46	21%	$ 2,646.59
TOTAL	**$ 9,410,000.00**	**$ 44,267.78**	**$ 9,365,732.22**		**$ 56,800.74**

Expenses by Object	Budget	Q1 Expenses	Balance	% spent	Prior Year
Payments to Escrow Agent	$ 5,000.00	$ -	$ 5,000.00	0%	$ -
Interest Payments	$ 5,162,727.41	$ -	$ 5,162,727.41	0%	
Bond Principal	$ 3,970,000.00	$ -	$ 3,970,000.00	0%	
TOTAL	**$ 9,137,727.41**	**$ -**	**$ 9,137,727.41**		**$ -**

Beginning Fund Bal	$ 10,263,802
Net Income (Loss)	$ 44,268
Q End Fund Bal	$ 10,308,070
Cash on Hand/Receivables	$ 10,308,069

Capital Reserve Fund - Fund 43

Revenue	Budget	Q1 Collections	Balance	% earned	Prior Year
Interest	$ 140,000.00	$ 42,814.71	$ 97,185.29	31%	$ 46,869.36
Grant Funds	$ -		$ -		
Fund Transfers	$ 100,103.00	$ 100,102.50	$ 200,205.50		
TOTAL	**$ 240,103.00**	**$ 142,917.21**	**$ 297,390.79**		**$ 46,869.36**

Expenses by Object	Budget	Q1 Expenses	Balance	% spent	Prior Year
Technology	$ 250,000.00	$ -	$ 250,000.00	0%	$ -
Emergency Set-Aside	$ 250,000.00	$ -	$ 250,000.00	0%	$ -
TOTAL	**$ 500,000.00**	**$ -**	**$ 500,000.00**		**$ -**

Beginning Fund Bal	$ 4,508,822
Net Income (Loss)	$ 142,917
Q End Fund Bal	$ 4,651,739
Cash on Hand	$ 4,651,739