East Knox Local School District

Monthly Financial Report

For Month Ending October 31, 2026

Prepared by: Jessica Busenburg

EAST KNOX LOCAL SCHOOLS

Board of Education
Richard Baird ~ Superintendent
Jessica M. Busenburg, CPA ~ Treasurer

23201 Coshocton Road
Howard, Ohio 43028
Email: jbusenburg@ekschools.org

Phone: 740-599-7000
Fax: 740-599-5863
www.ekschools.org

To: Board Members & Superintendent
From: Jessica Busenburg
Re: Notes/Comments on October 2026 Treasurer's Report

Cash Summary Report

- Revenues and expenses for month and year to date plus current cash balance for all district funds.
  - The permanent improvement fund has a balance of $1,851,313 to end October.
  - The capital projects fund has a balance of $10,889,025 to end October.
  - The cafeteria fund has a balance of $272,703. Federal reimbursement is delayed at this time.

Financial Graphs

- Food Service and General Fund balances by month for 4-year history and general fund revenues and expenses by month for 4-year history.

General Fund Comparison

- Five-year history of revenues and expenses by month and year to date for general fund (operating fund) plus cash balances.
  - Revenues for the general fund were $378,000 higher through October of the fiscal year compared to last year. The Knox County tax settlement was received in October.
  - Expenses were $214,000 lower through October compared to last year.

Appropriation Summary Report

- Breakdown of general fund budgets by appropriation line. The budget, monthly expense, year to date expense, and remaining budget are included.
- Expenses $214,000 lower for the year.
  - Salaries are $150,000 higher
  - Benefits are $72,000 higher
  - Services are $101,000 higher
  - Equipment costs are $412,000 lower

Revenue Summary Report

- Breakdown of all fund revenue estimates by account number. The total estimate, monthly, actual, year to date actual, and remaining balance are included.
- Tax revenues are up $500,000 this year compared to last year, but we did receive an overpayment that will most likely need refunded at some point.

Disbursement Summary Report

- Complete listing of all checks written for the month from all funds. Below are some checks of interest and description:

Check #27593- annual bond debt payments
Check #27552- September fuel bill (Very high!)
Check #27554- partial audit costs
Check# 27597- tuition reimbursement
Check #27668- partial payment for new high school classes technology
Check #27667- August/September billing for pre-school, aides, KLC, etc.

CASH RECONCILIATION

MONTH OF OCTOBER 2026

BANK ACCOUNTS:		
PEOPLES BANK - GENERAL ACCOUNT (.14% APY)		208,204.57
KILLBUCK SAVINGS BANK - MONEY MARKET (3.09% APY)		199,877.90
STAROHIO - REGULAR ACCOUNT (4.17% APY)		11,183,839.81
US BANK- VARIOUS INVESTMENTS		19,047,721.62
US BANK-JEFFERSON HEALTH PLAN		1,898,801.53
PAYROLL CHECKING ACCOUNT (.14% APY)		2,500.00
ATHLETIC DEPARTMENT CHECKING ACCOUNT		3,000.00
TOTAL BANK ACCOUNTS		32,543,945.43
PETTY CASH & CHANGE FUNDS:		
PETTY CASH - BOARD OFFICE		100.00
PETTY CASH - HS OFFICE		40.00
PETTY CASH - ELEMENTARY		40.00
CHANGE FUND- ATHLETICS		1,500.00
CHANGE FUND - BOARD OFFICE		100.00
CHANGE FUND - CAFETERIA		50.00
TOTAL CASH & CHANGE FUNDS		1,830.00
SUBTOTAL	$	32,545,775.43
OUTSTANDING CHECKS	$	(189,348.29)
DEPOSITS IN TRANSIT		
INTEREST		6.29
OUR BALANCE	**$**	**32,356,433.43**

INTEREST FOR OCTOBER 2026

PEOPLES BANK	$	27.90
KILLBUCK SAVINGS BANK		486.57
US BANK		41,202.55
STAROHIO		32,885.92
TOTAL INTEREST		74,602.94

INVESTMENTS FOR OCTOBER 2026

CASH/SHORT TERM		794,668.73
COMMERCIAL PAPER		888,456.45
CORPORATE BONDS AND NOTES		1,857,836.45
MUNICIPAL		630,373.15
US TREASURY/US AGENCIES		14,876,386.84
TOTAL INVESTMENTS	$	19,047,721.62

EAST KNOX LOCAL SCHOOLS

Cash Summary Report

Full Account Code	Description	Initial Cash	MTD Received	FYTD Received	MTD Expended	FYTD Expended	Fund Balance	Encumbrance	Unencumbered Balance
001-0000	GENERAL FUND	$ 12,779,446.19	$ 4,210,479.60	$ 7,173,698.72	$ 1,382,305.56	$ 4,320,161.46	$ 15,632,983.45	$ 2,548,028.69	$ 13,084,954.76
001-9117	GENERAL FUND-DISADVANTAGED PUPIL IMPACT AID	0.00	(148,475.96)	0.00	0.00	0.00	0.00	0.00	0.00
001-911X	GENERAL FUND-DISADVANTAGED PUPIL IMPACT AID	0.00	204,010.34	204,010.34	0.00	0.00	204,010.34	0.00	204,010.34
001-9157	GENERAL FUND-CAREER TECH	0.00	(597.13)	0.00	0.00	0.00	0.00	0.00	0.00
001-915X	GENERAL FUND-CAREER TECH	0.00	796.17	796.17	0.00	0.00	796.17	0.00	796.17
001-9167	GENERAL FUND-GIFTED	0.00	(2,722.23)	0.00	0.00	0.00	0.00	0.00	0.00
001-916X	GENERAL FUND-GIFTED	0.00	3,621.59	3,621.59	0.00	0.00	3,621.59	0.00	3,621.59
001-9177	GENERAL FUND-ENGLISH LEARNERS	0.00	(94.38)	0.00	0.00	0.00	0.00	0.00	0.00
001-917X	GENERAL FUND-ENGLISH LEARNERS	0.00	118.92	118.92	0.00	0.00	118.92	0.00	118.92
001-9187	GENERAL FUND-STUDENT WELLNESS AND SUCCESS	0.00	(11,653.60)	0.00	0.00	0.00	0.00	0.00	0.00
001-918X	GENERAL FUND-STUDENT WELLNESS AND SUCCESS	0.00	15,369.92	15,369.92	0.00	0.00	15,369.92	0.00	15,369.92
001-9925	GENERAL FUND-THOMAS TRUST FUND	10,178.03	0.00	0.00	0.00	0.00	10,178.03	0.00	10,178.03
002-9907	DEBT RETIREMENT-2007 BONDS	621,407.03	228,396.13	238,681.34	4,708.13	4,853.88	855,234.49	769,564.00	85,670.49
002-9920	DEBT RETIREMENT-2020 BONDS	819,927.25	378,534.65	393,338.53	854,537.76	854,769.45	358,496.33	207,649.74	150,846.59
003-0000	PERMANENT IMPROVEMENT	1,586,595.32	258,543.39	270,146.84	5,036.96	5,428.77	1,851,313.39	316,080.00	1,535,233.39
006-0000	FOOD SERVICES	417,465.69	10,716.81	54,821.97	65,654.04	199,583.86	272,703.80	288,847.61	(16,143.81)
009-0000	UNIFORM SCHOOL SUPPLIES	3,033.05	320.00	720.00	1,471.19	1,846.39	1,906.66	1,214.09	692.57
009-9198	DOG POUND STORE	6,320.82	0.00	0.00	0.00	446.58	5,874.24	0.00	5,874.24
018-9620	ELEMENTARY SCHOOL FUND	30,865.65	251.99	251.99	0.00	121.88	30,995.76	3,000.00	27,995.76
018-9630	HIGH SCHOOL SCHOOL FUND	4,826.83	372.85	727.84	58.50	151.90	5,402.77	2,310.00	3,092.77
019-9025	EAST KNOX PTO DONATION	2,776.62	0.00	0.00	925.00	1,932.92	843.70	0.00	843.70
019-9320	FUEL UP TO PLAY 60	3,677.34	0.00	0.00	0.00	0.00	3,677.34	0.00	3,677.34
019-9602	SCHOLARSHIP FUND	4,648.00	0.00	0.00	0.00	0.00	4,648.00	0.00	4,648.00
019-9920	MARY E FARMER FUND	15,189.87	0.00	0.00	280.62	430.54	14,759.33	0.00	14,759.33
022-0000	022 DISTRICT CUSTODIAL	0.00	1,080.00	1,080.00	0.00	0.00	1,080.00	580.00	500.00
024-0000	EMPLOYEE BENEFITS SELF INSURANCE FUND	1,859,165.16	444,155.09	936,096.01	176,100.40	896,459.64	1,898,801.53	0.00	1,898,801.53
035-0000	TERMINATION BENEFITS FUND	249,817.09	0.00	0.00	45,159.74	56,067.83	193,749.26	0.00	193,749.26
070-0000	CAPITAL PROJECTS FUND	11,373,802.50	0.00	0.00	34,148.28	484,776.69	10,889,025.81	1,029,021.45	9,860,004.36
200-9027	CLASS OF 2027	15,441.39	263.00	263.00	0.00	0.00	15,704.39	250.00	15,454.39
200-9028	CLASS OF 2028	1,000.00	1,746.50	3,322.25	742.58	1,142.58	3,179.67	1,200.00	1,979.67
200-9110	ART CLUB FUND	1,239.74	2,085.00	2,085.00	0.00	0.00	3,324.74	2,000.07	1,324.67
200-9130	DRAMA FUND	2,902.00	0.00	0.00	0.00	0.00	2,902.00	911.80	1,990.20
200-9302	SPANISH CLUB	173.40	0.00	0.00	0.00	0.00	173.40	0.00	173.40

EAST KNOX LOCAL SCHOOLS

Cash Summary Report

Full Account Code	Description	Initial Cash	MTD Received	FYTD Received	MTD Expended	FYTD Expended	Fund Balance	Encumbrance	Unencumbered Balance
200-9304	DEBATE CLUB	$ 134.97	$ 0.00	$ 0.00	$ 0.00	$ 0.00	$ 134.97	$ 0.00	$ 134.97
200-9310	JUNIOR HIGH STUDENT COUNCIL	1,341.18	0.00	0.00	0.00	0.00	1,341.18	0.00	1,341.18
200-9320	FCCLA FUND	2,492.28	1,478.00	1,478.00	221.00	2,022.86	1,947.42	156.00	1,791.42
200-9330	F.F.A. FUND	7,243.93	1,961.00	4,141.87	2,100.00	3,009.41	8,376.39	31,466.00	(23,089.61)
200-9350	EUROPE TRIP	0.00	671.75	1,171.75	0.00	0.00	1,171.75	0.00	1,171.75
200-9360	JR SR HIGH PBIS FUND	857.32	0.00	0.00	31.73	31.73	825.59	168.27	657.32
200-9610	H.S. STUDENT COUNCIL FUND	986.47	0.00	0.00	0.00	0.00	986.47	0.00	986.47
200-9630	EKHS-LIFE SKILLS FUND	2,269.48	0.00	0.00	0.00	0.00	2,269.48	478.90	1,790.58
200-9680	YEARBOOK FUND	465.12	40.00	960.00	0.00	0.00	1,425.12	0.00	1,425.12
200-9690	EAST KNOX ELEMENTARY FUND	27,923.43	0.00	10,103.01	1,184.45	2,115.28	35,911.16	642.05	35,269.11
200-9691	CBI	144.87	0.00	0.00	0.00	0.00	144.87	0.00	144.87
200-9710	NATIONAL HONOR SOCIETY FUND	674.94	30.00	90.00	0.00	385.00	379.94	0.00	379.94
300-9500	EAST KNOX ATHLETIC FUND	18,011.29	22,794.35	63,613.57	7,923.62	38,568.32	43,056.54	6,381.99	36,674.55
516-9026	IDEA PART B FY26	31.76	0.00	30,807.55	0.00	30,839.31	0.00	0.00	0.00
516-9027	IDEA PART B FY27	0.00	24,517.18	58,707.99	24,517.18	58,707.99	0.00	0.00	0.00
536-9026	SCHOOL IMPROVEMENT AND SUPPORT TITLE I FY26	0.00	0.00	23,366.78	0.00	23,366.78	0.00	0.00	0.00
536-9027	SCHOOL IMPROVEMENT AND SUPPORT TITLE I FY27	0.00	0.00	0.00	9,155.78	21,729.68	(21,729.68)	0.00	(21,729.68)
572-9026	TITLE I FY26	0.00	0.00	24,230.40	0.00	24,230.40	0.00	0.00	0.00
572-9027	TITLE I FY27	0.00	27,856.93	55,710.33	27,856.93	55,710.33	0.00	2,681.10	(2,681.10)
572-9926	SCHOOL IMPROVMENT AND SUPPORT FY25	232.17	0.00	17,352.47	0.00	17,584.64	0.00	0.00	0.00
584-9027	TITLE IV-A STUDENT SUPPORT/ACADEMIC ENRICHMEN	0.00	6,740.35	9,773.79	6,740.35	9,773.79	0.00	5,026.21	(5,026.21)
590-9026	TITLE II-A SUPPORTING EFFECTIVE INSTRUCTION	0.95	0.00	2,145.54	0.00	2,146.49	0.00	0.00	0.00
590-9027	TITLE II-A SUPPORTING EFFECTIVE INSTRUCTION	0.00	12,240.96	28,508.31	12,923.76	29,191.11	(682.80)	22,033.60	(22,716.40)
Grand Total		**$ 29,872,709.13**	**$ 5,695,649.17**	**$ 9,631,311.79**	**$ 2,663,783.56**	**$ 7,147,587.49**	**$ 32,356,433.43**	**$ 5,239,691.57**	**$ 27,116,741.86**

11/2/2026
4:47 PM

East Knox Local Schools

Monthly Finance Report

For the period ending: October 31, 2026

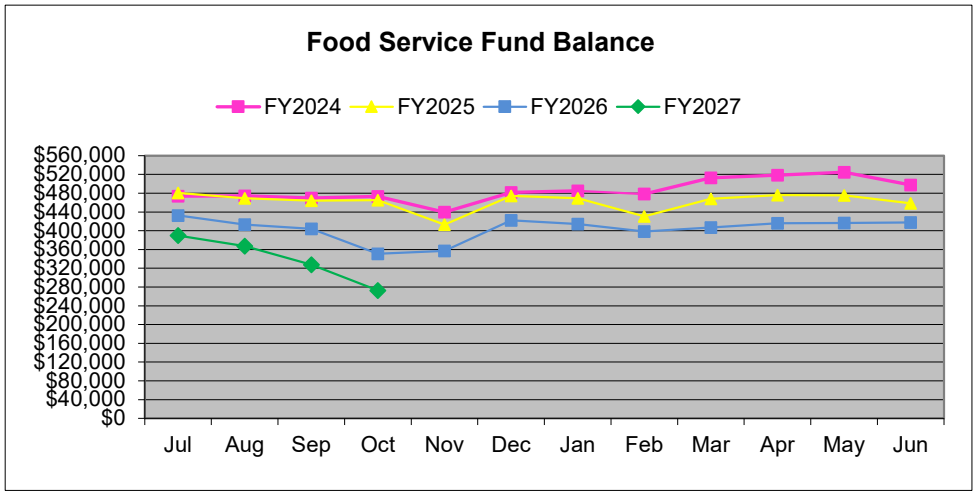

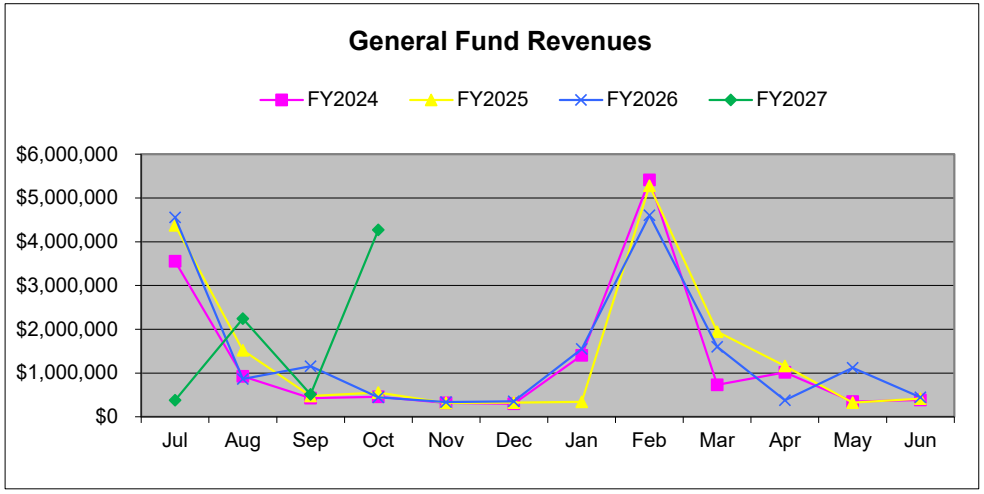

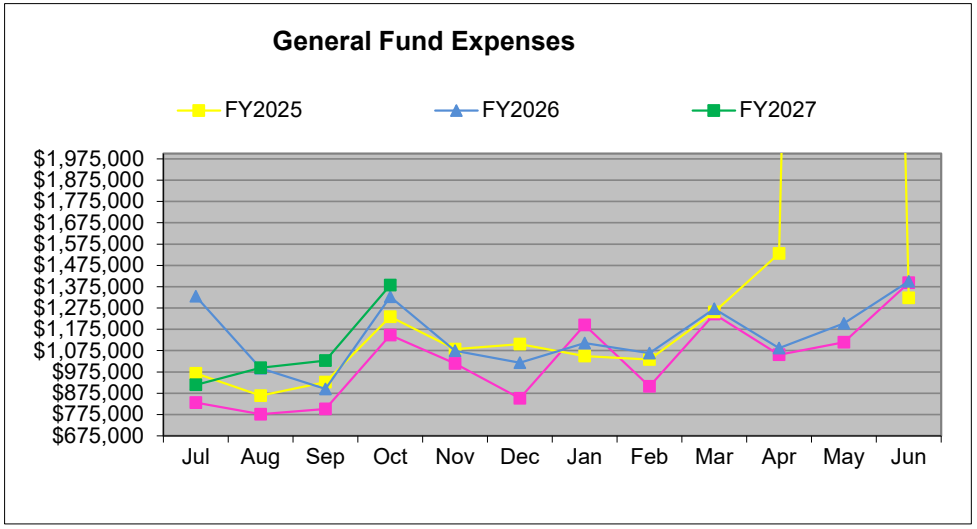

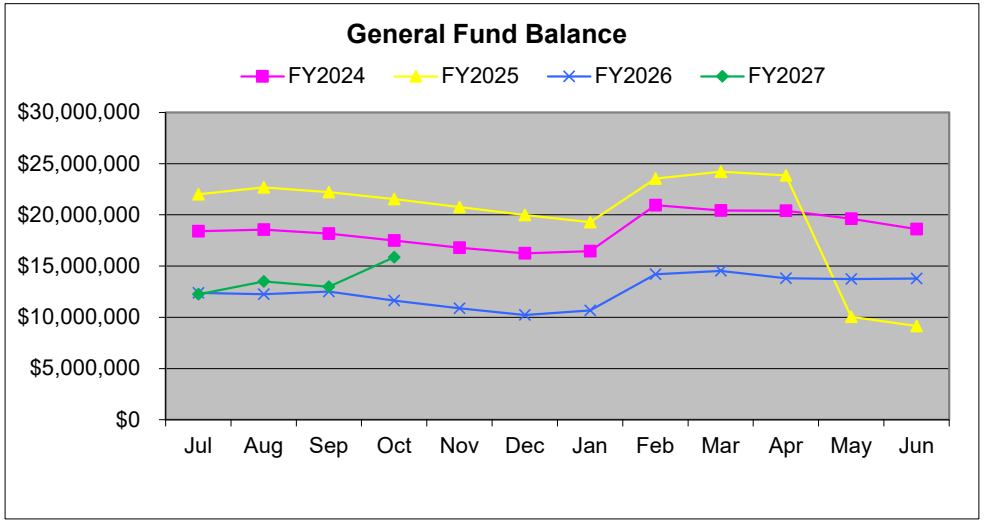

Permanent Improvement Fund Balance:	1,851,313
Fund Balance Last October 2025:	1,475,706
Capital Projects Fund Balance:	10,889,025

General Fund Information:

Previous Year Ending cash balance June 30, 2025:	$ 9,160,540
Last Year Ending cash balance June 30, 2026:	$ 12,789,624
Forecasted Ending cash balance June 30, 2027:	$ 14,203,048
Forecasted Ending cash balance June 30, 2028:	$ 14,023,284
Forecasted Ending cash balance June 30, 2029:	$ 13,343,086

GENERAL FUND COMPARISON - FY 2023 thru FY 2027

(Includes only the General Fund)

BEGINNING BALANCE FY27	**JULY**	**AUGUST**	**SEPTEMBER**	**OCTOBER**	**NOVEMBER**	**DECEMBER**	**JANUARY**	**FEBRUARY**	**MARCH**	**APRIL**	**MAY**	**JUNE**
$12,789,624.22												
Monthly Receipts	376,213.11	2,241,265.87	509,283.44	4,270,853.24								
Fiscal Year-to-Date Receipts	376,213.11	2,617,478.98	3,126,762.42	7,397,615.66	7,397,615.66	7,397,615.66	7,397,615.66	7,397,615.66	7,397,615.66	7,397,615.66	7,397,615.66	7,397,615.66
Monthly Expenditures	914,131.85	994,961.80	1,028,762.25	1,382,305.56								
Fiscal Year-to-Date Expenditures	914,131.85	1,909,093.65	2,937,855.90	4,320,161.46	4,320,161.46	4,320,161.46	4,320,161.46	4,320,161.46	4,320,161.46	4,320,161.46	4,320,161.46	4,320,161.46
Current Fund Balance	12,251,705.48	13,498,009.55	12,978,530.74	15,867,078.42	15,867,078.42	15,867,078.42	15,867,078.42	15,867,078.42	15,867,078.42	15,867,078.42	15,867,078.42	15,867,078.42
Encumbrances	1,613,683.86	2,899,510.19	2,763,973.91	2,548,028.69								
Unencumbered Fund Balance	10,638,021.62	10,598,499.36	10,214,556.83	13,319,049.73	15,867,078.42	15,867,078.42	15,867,078.42	15,867,078.42	15,867,078.42	15,867,078.42	15,867,078.42	15,867,078.42
BEGINNING BALANCE FY26	**JULY**	**AUGUST**	**SEPTEMBER**	**OCTOBER**	**NOVEMBER**	**DECEMBER**	**JANUARY**	**FEBRUARY**	**MARCH**	**APRIL**	**MAY**	**JUNE**
$9,150,362.58												
Monthly Receipts	4,558,870.36	861,035.13	1,152,195.60	446,900.45	336,224.50	352,451.00	1,548,988.54	4,604,529.62	1,599,866.79	379,448.26	1,119,997.65	442,138.03
Fiscal Year-to-Date Receipts	4,558,870.36	5,419,905.49	6,572,101.09	7,019,001.54	7,355,226.04	7,707,677.04	9,256,665.58	13,861,195.20	15,461,061.99	15,840,510.25	16,960,507.90	17,402,645.93
Monthly Expenditures	1,329,756.93	991,689.84	895,337.30	1,327,057.05	1,074,116.90	1,018,797.85	1,111,145.15	1,063,378.59	1,271,736.28	1,086,687.41	1,203,407.58	1,400,451.44
Fiscal Year-to-Date Expenditures	1,329,756.93	2,321,446.77	3,216,784.07	4,543,841.12	5,617,958.02	6,636,755.87	7,747,901.02	8,811,279.61	10,083,015.89	11,169,703.30	12,373,110.88	13,773,562.32
Current Fund Balance	12,379,476.01	12,248,821.30	12,505,679.60	11,625,523.00	10,887,630.60	10,221,283.75	10,659,127.14	14,200,278.17	14,528,408.68	13,821,169.53	13,737,759.60	12,779,446.19
Encumbrances	1,411,757.53	2,868,556.43	2,799,881.75	2,387,475.75	2,067,075.06	1,771,204.72	1,528,880.92	1,393,160.00	1,074,480.27	902,381.47	619,941.48	116,036.86
Unencumbered Fund Balance	10,967,718.48	9,380,264.87	9,705,797.85	9,238,047.25	8,820,555.54	8,450,079.03	9,130,246.22	12,807,118.17	13,453,928.41	12,918,788.06	13,117,818.12	12,663,409.33
BEGINNING BALANCE FY25	**JULY**	**AUGUST**	**SEPTEMBER**	**OCTOBER**	**NOVEMBER**	**DECEMBER**	**JANUARY**	**FEBRUARY**	**MARCH**	**APRIL**	**MAY**	**JUNE**
$18,611,919.45												
Monthly Receipts	4,373,218.55	1,522,213.44	473,531.52	551,772.98	315,585.52	324,664.39	343,708.97	5,279,788.25	1,942,049.26	1,158,552.98	325,083.65	415,160.48
Fiscal Year-to-Date Receipts	4,373,218.55	5,895,431.99	6,368,963.51	6,920,736.49	7,236,322.01	7,560,986.40	7,904,695.37	13,184,483.62	15,126,532.88	16,285,085.86	16,610,169.51	17,025,329.99
Monthly Expenditures	967,754.72	863,884.07	927,734.99	1,234,039.53	1,081,474.75	1,104,999.43	1,049,256.39	1,032,620.06	1,256,431.50	1,531,165.95	14,114,530.40	1,322,995.07
Fiscal Year-to-Date Expenditures	967,754.72	1,831,638.79	2,759,373.78	3,993,413.31	5,074,888.06	6,179,887.49	7,229,143.88	8,261,763.94	9,518,195.44	11,049,361.39	25,163,891.79	26,486,886.86
Current Fund Balance	22,017,383.28	22,675,712.65	22,221,509.18	21,539,242.63	20,773,353.40	19,993,018.36	19,287,470.94	23,534,639.13	24,220,256.89	23,847,643.92	10,058,197.17	9,150,362.58
Encumbrances	1,480,612.61	3,013,955.46	2,892,176.52	2,590,614.90	2,286,305.09	2,040,355.13	1,824,622.82	2,343,618.77	2,020,128.59	1,399,363.05	1,264,400.91	559,130.70
Unencumbered Fund Balance	20,536,770.67	19,661,757.19	19,329,332.66	18,948,627.73	18,487,048.31	17,952,663.23	17,462,848.12	21,191,020.36	22,200,128.30	22,448,280.87	8,793,796.26	8,591,231.88
BEGINNING BALANCE FY24	**JULY**	**AUGUST**	**SEPTEMBER**	**OCTOBER**	**NOVEMBER**	**DECEMBER**	**JANUARY**	**FEBRUARY**	**MARCH**	**APRIL**	**MAY**	**JUNE**
$15,687,489.50												
Monthly Receipts	3,553,512.28	924,614.25	423,749.28	459,343.95	317,966.95	298,371.85	1,401,060.28	5,409,292.50	729,855.81	1,015,025.85	345,061.90	381,656.89
Fiscal Year-to-Date Receipts	3,553,512.28	4,478,126.53	4,901,875.81	5,361,219.76	5,679,186.71	5,977,558.56	7,378,618.84	12,787,911.34	13,517,767.15	14,532,793.00	14,877,854.90	15,259,511.79
Monthly Expenditures	831,752.93	776,658.67	801,460.00	1,148,011.51	1,013,984.38	850,473.39	1,195,379.97	907,409.50	1,246,461.66	1,055,890.99	1,114,358.49	1,393,240.35
Fiscal Year-to-Date Expenditures	831,752.93	1,608,411.60	2,409,871.60	3,557,883.11	4,571,867.49	5,422,340.88	6,617,720.85	7,525,130.35	8,771,592.01	9,827,483.00	10,941,841.49	12,335,081.84
Current Fund Balance	18,409,248.85	18,557,204.43	18,179,493.71	17,490,826.15	16,794,808.72	16,242,707.18	16,448,387.49	20,950,270.49	20,433,664.64	20,392,799.50	19,623,502.91	18,611,919.45
Encumbrances	1,397,349.84	2,655,400.94	2,678,542.38	2,365,768.18	2,062,675.10	2,021,778.96	1,614,854.81	1,496,862.84	1,139,637.59	1,049,318.93	769,572.55	137,709.59
Unencumbered Fund Balance	17,011,899.01	15,901,803.49	15,500,951.33	15,125,057.97	14,732,133.62	14,220,928.22	14,833,532.68	19,453,407.65	19,294,027.05	19,343,480.57	18,853,930.36	18,474,209.86
BEGINNING BALANCE FY23	**JULY**	**AUGUST**	**SEPTEMBER**	**OCTOBER**	**NOVEMBER**	**DECEMBER**	**JANUARY**	**FEBRUARY**	**MARCH**	**APRIL**	**MAY**	**JUNE**
$12,911,136.80												
Monthly Receipts	3,263,136.51	1,114,469.96	293,270.36	395,104.08	321,087.91	313,576.71	1,286,599.39	3,847,475.16	786,643.63	745,348.94	347,939.52	414,168.94
Fiscal Year-to-Date Receipts	3,263,136.51	4,377,606.47	4,670,876.83	5,065,980.91	5,387,068.82	5,700,645.53	6,987,244.92	10,834,720.08	11,621,363.71	12,366,712.65	12,714,652.17	13,128,821.11
Monthly Expenditures	687,234.45	661,571.29	655,900.66	896,681.11	797,333.61	921,678.73	851,258.71	968,560.79	990,580.84	909,073.67	901,781.65	1,110,812.90
Fiscal Year-to-Date Expenditures	687,234.45	1,348,805.74	2,004,706.40	2,901,387.51	3,698,721.12	4,620,399.85	5,471,658.56	6,440,219.35	7,430,800.19	8,339,873.86	9,241,655.51	10,352,468.41
Current Fund Balance	15,487,038.86	15,939,937.53	15,577,307.23	15,075,730.20	14,599,484.50	13,991,382.48	14,426,723.16	17,305,637.53	17,101,700.32	16,937,975.59	16,384,133.46	15,687,489.50
Encumbrances	1,196,519.80	2,301,947.09	2,309,996.89	2,000,846.49	1,748,146.43	1,486,867.72	1,268,909.70	1,025,283.93	822,167.71	982,055.42	875,418.25	250,329.22
Unencumbered Fund Balance	14,290,519.06	13,637,990.44	13,267,310.34	13,074,883.71	12,851,338.07	12,504,514.76	13,157,813.46	16,280,353.60	16,279,532.61	15,955,920.17	15,508,715.21	15,437,160.28

EAST KNOX LOCAL SCHOOLS

Appropriation Summary Report

Full Account Code	Description	FYTD Appropriated	Prior Year Encumbrance	FYTD Expendable	FYTD Expended	MTD Expended	Encumbrance	Future Encumbrance	FYTD Unencumbered	Percent Expended/Encumbered
Fund:	**001**									
Object One Digit Level:	**100**									
001-2200-100-0000	SALARIES/LIBRARY	$ 76,372.13	$ 0.00	$ 76,372.13	$ 24,318.21	$ 6,297.78	$ 0.00	$ 0.00	$ 52,053.92	31.84 %
001-2400-100-0000	SALARIES/ADM	784,627.38	0.00	784,627.38	263,073.57	73,232.28	0.00	0.00	521,553.81	33.53
001-1900-100-0000	GENERAL OTHER INSTURCITON - PROFICIANCY TUTOR	45,416.00	0.00	45,416.00	15,262.80	7,253.00	0.00	0.00	30,153.20	33.61
001-2700-100-0000	SALARIES/OP & MAINT	386,141.14	0.00	386,141.14	125,849.28	34,759.56	0.00	0.00	260,291.86	32.59
001-3400-100-0000	GENERAL SHARED SERVICES PERSONAL SERV-SALARY	39,767.00	0.00	39,767.00	12,908.22	3,357.30	0.00	0.00	26,858.78	32.46
001-1100-100-0000	SALARIES/REG INST	3,362,268.44	0.00	3,362,268.44	1,106,150.74	355,783.78	0.00	0.00	2,256,117.70	32.90
001-4100-100-0000	SALARIES/EXTRA CURR.	41,717.00	0.00	41,717.00	2,290.10	1,985.00	0.00	0.00	39,426.90	5.49
001-4500-100-0000	SALARIES/EXTRA CURR	242,807.00	0.00	242,807.00	23,635.64	8,325.69	0.00	0.00	219,171.36	9.73
001-2300-100-0000	COMPENSATION/BOARD OF EDUCATION	10,000.00	0.00	10,000.00	2,125.00	(367.16)	0.00	0.00	7,875.00	21.25
001-2500-100-0000	SALARIES/FISCAL	181,019.00	0.00	181,019.00	59,984.88	16,590.10	0.00	0.00	121,034.12	33.14
001-2100-100-0000	SALARIES/SUPPORT SERVICE	571,918.00	0.00	571,918.00	184,484.64	56,713.12	0.00	0.00	387,433.36	32.26
001-3100-100-0000	FD SERV OP/SALARIES	244.81	0.00	244.81	244.81	0.00	0.00	0.00	0.00	100.00
001-1200-100-0000	SALARIES/SPECIAL	732,706.11	0.00	732,706.11	244,561.06	77,306.59	0.00	0.00	488,145.05	33.38
001-2800-100-0000	SALARIES/TRANS	417,304.00	0.00	417,304.00	134,541.52	42,614.13	0.00	0.00	282,762.48	32.24
001-1300-100-0000	SALARIES/VOC ED	170,105.40	0.00	170,105.40	56,175.30	15,834.92	0.00	0.00	113,930.10	33.02
		$ 7,062,413.41	**$ 0.00**	**$ 7,062,413.41**	**$ 2,255,605.77**	**$ 699,686.09**	**$ 0.00**	**$ 0.00**	**$ 4,806,807.64**	
Object One Digit Level:	**200**									
001-2500-200-0000	FRINGE BENEFITS/FISCAL	122,149.90	0.00	122,149.90	41,337.62	10,278.88	13,349.07	0.00	67,463.21	44.77
001-2400-200-0000	FRINGE BENEFITS/ADM	450,875.17	0.00	450,875.17	153,562.48	36,606.47	18,705.89	0.00	278,606.80	38.21
001-2700-200-0000	FRINGE BENEFITS/OP & MAINT	276,511.33	0.00	276,511.33	93,824.15	21,829.58	1,401.23	0.00	181,285.95	34.44
001-4500-200-0000	FRINGE/EXTRA CURR	50,301.79	0.00	50,301.79	12,345.08	4,010.88	804.02	0.00	37,152.69	26.14
001-1900-200-0000	GENERAL OTHER INSTRUCTION	6,976.79	0.00	6,976.79	2,623.20	1,026.58	365.28	0.00	3,988.31	42.83

EAST KNOX LOCAL SCHOOLS

Appropriation Summary Report

Full Account Code	Description	FYTD Appropriated	Prior Year Encumbrance	FYTD Expendable	FYTD Expended	MTD Expended	Encumbrance	Future Encumbrance	FYTD Unencumbered	Percent Expended/Encumbered
	EMPLOYEES RETIRE/IN									
001-1300-200-0000	FRINGE BENEFITS/VOCED	$ 92,557.37	$ 0.00	$ 92,557.37	$ 30,630.60	$ 7,444.16	$ 784.18	$ 0.00	$ 61,142.59	33.94 %
001-2100-200-0000	FRINGE BENEFITS/SUPPORT SERVICES	202,016.25	0.00	202,016.25	66,659.19	16,613.50	2,071.37	0.00	133,285.69	34.02
001-4100-200-0000	FRINGE BENEFITS/EXTRA CURR.	5,659.06	0.00	5,659.06	351.27	294.48	128.17	0.00	5,179.62	8.47
001-2800-200-0000	FRINGE BENEFITS/TRANSP	322,585.67	0.00	322,585.67	107,376.28	27,828.69	1,625.42	0.00	213,583.97	33.79
001-1200-200-0000	FRINGE BENEFITS/SPED	284,278.89	0.00	284,278.89	97,019.64	24,994.31	2,988.72	0.00	184,270.53	35.18
001-1100-200-0000	FRINGE BENEFITS/REG INST	1,516,463.47	0.00	1,516,463.47	508,686.89	140,909.34	12,446.09	0.00	995,330.49	34.37
001-2200-200-0000	FRINGE BENEFITS/LIBRARY	76,256.99	0.00	76,256.99	17,982.72	4,979.96	654.89	0.00	57,619.38	24.44
001-3100-200-0000	SERS RETIRMENT/CAFETERIA - BD OF ED	5.91	0.00	5.91	48.70	0.00	0.00	0.00	(42.79)	824.03
001-2300-200-0000	BOARD MEMBERS FRINGES	1,575.58	0.00	1,575.58	397.98	367.16	29.96	0.00	1,147.64	27.16
001-3400-200-0000	GENERAL SHARED SERVICES EMPLOYEES RETIRE/INSU	6,211.44	0.00	6,211.44	1,966.28	405.07	139.75	0.00	4,105.41	33.91
		$ 3,414,425.61	**$ 0.00**	**$ 3,414,425.61**	**$ 1,134,812.08**	**$ 297,589.06**	**$ 55,494.04**	**$ 0.00**	**$ 2,224,119.49**	
Object One Digit Level:	**400**									
001-2200-400-0000	PURCHASED SERVICES/LIBRARY	41,500.00	0.00	41,500.00	2,625.00	0.00	31,938.56	0.00	6,936.44	83.29
001-2700-400-0000	PURCHASED SERVICES/OP & MAINT	686,380.91	25,125.79	711,506.70	164,236.22	43,075.40	340,520.87	0.00	206,749.61	70.94
001-2100-400-0000	PURCHASED SERVICES/SUPPORT	280,500.00	700.00	281,200.00	18,984.27	12,168.29	219,795.43	0.00	42,420.30	84.91
001-1200-400-0000	PURCHASED SERVICES/SPECIAL	1,732,442.61	5,837.59	1,738,280.20	176,598.46	156,617.23	1,302,245.95	0.00	259,435.79	85.08
001-4500-400-0000	PURCHASED SERV/EXTRA CURR	53,405.00	0.00	53,405.00	21,400.80	6,497.15	31,004.30	0.00	999.90	98.13
001-1300-400-0000	TRANS & MEETINGS VOCATIONAL	9,000.00	0.00	9,000.00	709.46	215.08	4,790.54	0.00	3,500.00	61.11
001-1100-400-0000	PURCHASED SERVICES/REG INST	252,500.00	0.00	252,500.00	40,473.11	8,753.07	21,469.95	0.00	190,556.94	24.53
001-2800-400-0000	PURCHASED SERVICES/TRANSP	87,850.00	70.00	87,920.00	11,772.13	7,038.51	52,471.27	0.00	23,676.60	73.07
001-2400-400-0000	PURCHASED SERVICES/ADM	161,700.00	21,059.50	182,759.50	57,366.62	5,045.80	72,153.72	0.00	53,239.16	70.87
001-2300-400-0000	PURCHASED SERVICES/BD OF ED	3,000.00	0.00	3,000.00	0.00	0.00	2,000.00	0.00	1,000.00	66.67

EAST KNOX LOCAL SCHOOLS

Appropriation Summary Report

Full Account Code	Description	FYTD Appropriated	Prior Year Encumbrance	FYTD Expendable	FYTD Expended	MTD Expended	Encumbrance	Future Encumbrance	FYTD Unencumbered	Percent Expended/Encumbered
001-2900-400-0000	GENERAL SUPPORT SERV/CENTRAL PURCHASED SERV	$ 260,000.00	$ 4,765.42	$ 264,765.42	$ 65,459.10	$ 12,585.01	$ 166,749.73	$ 0.00	$ 32,556.59	87.70 %
001-2500-400-0000	PURCHASED SERVICES/FISCAL	48,500.00	0.00	48,500.00	10,791.95	2,307.22	12,114.40	0.00	25,593.65	47.23
		$ 3,616,778.52	**$ 57,558.30**	**$ 3,674,336.82**	**$ 570,417.12**	**$ 254,302.76**	**$ 2,257,254.72**	**$ 0.00**	**$ 846,664.98**	
Object One Digit Level:	**500**									
001-2100-500-0000	MATERIALS & SUPPLIES/SUPPORT SERVICES	26,010.00	1,000.00	27,010.00	8,700.93	4,307.18	1,481.68	0.00	16,827.39	37.70
001-1200-500-0000	SUPPLIES & MATERIALS/SP ED	1,816.71	0.00	1,816.71	1,816.71	1,816.71	0.00	0.00	0.00	100.00
001-2400-500-0000	SUPPLIES & MATERIALS/ADM	13,500.00	907.83	14,407.83	3,388.66	712.18	3,655.72	0.00	7,363.45	48.89
001-2700-500-0000	SUPPLIES & MATERIALS/OP & MAINT	85,000.00	665.40	85,665.40	21,160.79	4,033.56	23,638.15	0.00	40,866.46	52.30
001-2800-500-0000	SUPPLIES & MATERIALS/TRANSP	170,500.00	411.29	170,911.29	50,143.73	19,863.33	110,574.34	0.00	10,193.22	94.04
001-2500-500-0000	SUPPLIES & MATERIALS/FISCAL	36,000.00	561.28	36,561.28	8,613.80	59.12	19,976.49	0.00	7,970.99	78.20
001-2200-500-0000	SUPPLIES & MATERIALS/LIBRARY	126,000.00	1,742.00	127,742.00	66,833.87	7,339.60	9,399.55	0.00	51,508.58	59.68
001-2300-500-0000	GENERAL BOARD OF EDUC GENERAL SUPPLY	1,500.00	45.61	1,545.61	732.16	248.22	570.28	0.00	243.17	84.27
001-1300-500-0000	SUPPLIES & MATERIALS/VOC INST	7,000.00	0.00	7,000.00	62.62	19.46	1,437.38	0.00	5,500.00	21.43
001-1100-500-0000	SUPPLIES & MATERIALS/REG INST	237,500.00	52,099.52	289,599.52	88,099.58	5,004.97	48,244.39	0.00	153,255.55	47.08
		$ 704,826.71	**$ 57,432.93**	**$ 762,259.64**	**$ 249,552.85**	**$ 43,404.33**	**$ 218,977.98**	**$ 0.00**	**$ 293,728.81**	
Object One Digit Level:	**600**									
001-2100-600-0000	CAPITAL OUTLAY/SUPPORT SERVICES	0.00	0.00	0.00	0.00	(189.64)	0.00	0.00	0.00	0.00
		$ 0.00	**$ 0.00**	**$ 0.00**	**$ 0.00**	**$ (189.64)**	**$ 0.00**	**$ 0.00**	**$ 0.00**	
Object One Digit Level:	**800**									
001-2300-800-0000	DUES & FEES/BD OF ED	7,231.00	0.00	7,231.00	1,953.00	231.00	1,000.00	0.00	4,278.00	40.84
001-2500-800-0000	OTHER EXPENSES/FISCAL	266,796.00	1,000.00	267,796.00	102,772.97	86,605.46	14,801.95	0.00	150,221.08	43.90
001-2100-800-0000	EMIS/TESTINGN COORDINATOR - MEMBERSHIPS/DUES	250.00	0.00	250.00	0.00	0.00	0.00	0.00	250.00	0.00
001-2400-	OTHER EXPENSES/ADM	12,231.00	0.00	12,231.00	5,047.67	676.50	0.00	0.00	7,183.33	41.27

EAST KNOX LOCAL SCHOOLS

Appropriation Summary Report

Full Account Code	Description	FYTD Appropriated	Prior Year Encumbrance	FYTD Expendable	FYTD Expended	MTD Expended	Encumbrance	Future Encumbrance	FYTD Unencumbered	Percent Expended/Encumbered
800-0000										
001-2700-800-0000	OTHER EXPENSES/OP & MAINT	$ 300.00	$ 0.00	$ 300.00	$ 0.00	$ 0.00	$ 500.00	$ 0.00	$ (200.00)	166.67 %
		$ 286,808.00	**$ 1,000.00**	**$ 287,808.00**	**$ 109,773.64**	**$ 87,512.96**	**$ 16,301.95**	**$ 0.00**	**$ 161,732.41**	
Object One Digit Level:	**900**									
001-7200-900-0000	GENERAL TRANSFER	50,000.00	0.00	50,000.00	0.00	0.00	0.00	0.00	50,000.00	0.00
		$ 50,000.00	**$ 0.00**	**$ 50,000.00**	**$ 0.00**	**$ 0.00**	**$ 0.00**	**$ 0.00**	**$ 50,000.00**	
		$ 15,135,252.25	**$ 115,991.23**	**$ 15,251,243.48**	**$ 4,320,161.46**	**$ 1,382,305.56**	**$ 2,548,028.69**	**$ 0.00**	**$ 8,383,053.33**	
Grand Total		**$ 15,135,252.25**	**$ 115,991.23**	**$ 15,251,243.48**	**$ 4,320,161.46**	**$ 1,382,305.56**	**$ 2,548,028.69**	**$ 0.00**	**$ 8,383,053.33**	

EAST KNOX LOCAL SCHOOLS

Revenue Summary Report

Full Account Code	Description	FYTD Receivable	FYTD Received	MTD Received	YTD Received	Remaining Balance	FYTD Percent Received
Fund:	**001**						
001-3132-0000-000000-000	HOMESTEAD EXEMPTION	$ 157,437.00	$ 3,210.23	$ 0.00	$ 77,859.89	$ 154,226.77	2.04 %
001-3216-916X-000000-000	GIFTED REVENUE	0.00	3,621.59	3,621.59	3,621.59	(3,621.59)	0.00
001-1410-0000-000000-000	INTEREST	923,853.00	354,381.53	75,964.12	896,239.66	569,471.47	38.36
001-3215-915X-000000-000	CAREER TECHNICAL EDUCATION REVENUE	0.00	796.17	796.17	796.17	(796.17)	0.00
001-3215-0000-000000-000	CAREER TECH/ADULT ED WEIGHTED AMOUNT	0.00	0.00	0.00	(867.90)	0.00	0.00
001-5300-0000-000000-000	REFUND OF PRIOR YEAR EXPENDITURES	0.00	16,739.68	0.00	17,112.41	(16,739.68)	0.00
001-1111-0000-000000-000	REAL ESTATE TAX (GROSS)	9,419,214.00	3,714,796.63	3,581,022.89	9,747,945.43	5,704,417.37	39.44
001-3211-0000-000000-000	DISADVANTAGED PUPIL IMPACT AID	0.00	0.00	0.00	279,266.81	0.00	0.00
001-4221-0000-000000-000	Medicaid Reimbursements	150,000.00	4,715.22	2,267.67	170,612.77	145,284.78	3.14
001-3110-0000-000000-000	BASIC ALLOWANCE/SCH FOUND	2,612,084.00	870,678.62	220,174.24	2,143,809.82	1,741,405.38	33.33
001-3217-917X-000000-000	ENGLISH LEARNERS REVENUE	0.00	118.92	118.92	118.92	(118.92)	0.00
001-3190-0000-000000-000	CASINO REVENUE .	65,118.00	32,477.52	0.00	64,332.14	32,640.48	49.87
001-1931-0000-000000-000	SALE OF FIXED ASSET	0.00	1,525.00	1,525.00	1,525.00	(1,525.00)	0.00
001-3218-9187-000000-000	STUDENT WELLNESS AND SUCCESS REVENUE	45,980.00	0.00	(11,653.60)	0.00	45,980.00	0.00
001-3218-0000-000000-000	STUDENT WELLNESS AND SUCCESS REVENUE	0.00	0.00	0.00	25,435.56	0.00	0.00
001-1740-0000-000000-000	FEES/MISC/LOCAL REVENUE	3,210.00	96.00	75.00	3,266.57	3,114.00	2.99
001-3139-0000-000000-000	OTHER PROPERTY TAX ALLOCATION-HB186 SUPPLEMENT	0.00	1,727,953.54	0.00	1,727,953.54	(1,727,953.54)	0.00
001-1122-0000-000000-000	PERSONAL PROPERTY TAX (GROSS)	617,735.00	312,241.57	312,241.57	620,612.07	305,493.43	50.55
001-1832-0000-000000-000	Services provided/Other School Agencies	65,000.00	16,225.00	16,225.00	60,159.00	48,775.00	24.96
001-3211-911X-000000-000	DISADVANTAGED PUPIL IMPACT AID	0.00	204,010.34	204,010.34	204,010.34	(204,010.34)	0.00
001-3216-9167-000000-000	GIFTED REVENUE	10,895.00	0.00	(2,722.23)	0.00	10,895.00	0.00
001-1221-0000-000000-000	TUITION-SF14 JV50 SB14	125,000.00	53,128.68	0.00	110,738.67	71,871.32	42.50
001-3216-0000-000000-000	GIFTED REVENUE	0.00	0.00	0.00	9,522.46	0.00	0.00
001-3217-9177-000000-000	ENGLISH LEARNERS REVENUE	378.00	0.00	(94.38)	0.00	378.00	0.00

EAST KNOX LOCAL SCHOOLS

Revenue Summary Report

Full Account Code	Description	FYTD Receivable	FYTD Received	MTD Received	YTD Received	Remaining Balance	FYTD Percent Received
001-3211-9117-000000-000	DISADVANTAGED PUPIL IMPACT AID	$ 605,638.00	$ 0.00	$ (148,475.96)	$ 0.00	$ 605,638.00	0.00 %
001-3218-918X-000000-000	STUDENT WELLNESS AND SUCCESS REVENUE	0.00	15,369.92	15,369.92	15,369.92	(15,369.92)	0.00
001-3215-9157-000000-000	CAREER TECHNICAL EDUCATION REVENUE	2,388.00	0.00	(597.13)	0.00	2,388.00	0.00
001-1899-0000-000000-000	OTHER MISC REVENUE	15,000.00	5,963.39	0.00	7,983.18	9,036.61	39.76
001-1933-0000-000000-000	SALE OF PERSONAL PROPERTY	0.00	0.00	0.00	50.00	0.00	0.00
001-1223-0000-000000-000	TUITION-SPECIAL ED SF14H JV52	350,000.00	44,252.26	0.00	325,799.90	305,747.74	12.64
001-3217-0000-000000-000	ENGLISH LEARNERS REVENUE	0.00	0.00	0.00	274.22	0.00	0.00
001-1822-0000-000000-000	GENERAL CONTRIB/DONATION-PRIVATE UNRESTRICTED	0.00	175.35	175.35	698.86	(175.35)	0.00
001-3131-0000-000000-000	10 PERCENT AND 2.5 PERCENT ROLLBACK	1,192,881.00	15,138.50	808.76	578,337.55	1,177,742.50	1.27
		$ 16,361,811.00	**$ 7,397,615.66**	**$ 4,270,853.24**	**$ 17,092,584.55**	**$ 8,964,195.34**	
Fund:	**002**						
002-1111-9920-000000-000	REAL ESTATE TAXES-2020 BOND FUND	970,622.00	376,741.17	362,254.68	955,187.48	593,880.83	38.81
002-3131-9920-000000-000	10% and 2.5% Rollback 2020 BONDS	19,808.00	317.39	0.00	6,900.30	19,490.61	1.60
002-1122-9907-000000-000	PERSONAL PROPERTY TAX-2007 BOND FUND	22,730.00	11,437.81	11,437.81	22,733.82	11,292.19	50.32
002-1122-9920-000000-000	PERSONAL PROPERTY TAX-2020 BOND FUND	32,360.00	16,279.97	16,279.97	32,358.10	16,080.03	50.31
002-3131-9907-000000-000	10% and 2.5% Rollback 2007 BONDS	84,892.00	1,231.29	55.33	44,359.06	83,660.71	1.45
002-1111-9907-000000-000	REAL ESTATE TAXES-2007 BOND FUND	610,948.00	226,012.24	216,902.99	593,717.83	384,935.76	36.99
		$ 1,741,360.00	**$ 632,019.87**	**$ 606,930.78**	**$ 1,655,256.59**	**$ 1,109,340.13**	
Fund:	**003**						
003-1111-0000-000000-000	REAL ESTATE TAX (GROSS)	657,299.00	243,799.48	233,438.94	639,326.35	413,499.52	37.09
003-3131-0000-000000-000	ROLLBACK/HOMESTEAD/2.5	89,631.00	1,301.44	58.53	46,926.50	88,329.56	1.45
003-1122-0000-000000-000	PERSONAL PROPERTY (GROSS)	49,780.00	25,045.92	25,045.92	49,781.34	24,734.08	50.31
		$ 796,710.00	**$ 270,146.84**	**$ 258,543.39**	**$ 736,034.19**	**$ 526,563.16**	
Fund:	**006**						
006-4229-0000-000000-005	FEDERAL SCHOOL BREAKFAST	125,000.00	9,351.07	0.00	78,146.03	115,648.93	7.48
006-1410-0000-000000-000	FOOD SERVICE INTEREST IN INVESTMENT	1,500.00	372.18	78.76	1,003.56	1,127.82	24.81
006-1522-0000-000000-003	ADULT LUNCH SALES-ELEM	5,000.00	1,040.00	0.00	3,265.00	3,960.00	20.80

EAST KNOX LOCAL SCHOOLS

Revenue Summary Report

Full Account Code	Description	FYTD Receivable	FYTD Received	MTD Received	YTD Received	Remaining Balance	FYTD Percent Received
006-1522-0000-000000-002	ADULT LUNCH SALES-JR SR HIGH	$ 3,000.00	$ 170.00	$ 0.00	$ 1,330.00	$ 2,830.00	5.67 %
006-3213-0000-000000-000	STATE SUBSIDY- CAFETERIA	5,000.00	0.00	0.00	6,078.38	5,000.00	0.00
006-1512-0000-000000-002	SALE TYPE A & B LUNCHES/ HIGH SCHOOL	5,000.00	3,302.80	2,491.30	2,991.37	1,697.20	66.06
006-4120-0000-000000-005	FEDERAL SCHOOL BREAKFAST	0.00	0.00	0.00	0.00	0.00	0.00
006-1513-0000-000000-002	ALA CARTE SALES/STUDENTS- JR SR HIGH SCHOOL	20,000.00	2,862.00	0.00	12,240.72	17,138.00	14.31
006-5300-0000-000000-000	Refund of Prior Year Expenditure	0.00	5,554.09	5,122.09	5,554.09	(5,554.09)	0.00
006-1512-0000-000000-003	SALE TYPE A&B LUNCHES-ELEMENTARY	2,500.00	3,426.83	2,371.17	1,451.74	(926.83)	137.07
006-4120-0000-000000-000	FEDERAL FOOD/MILK SUBSIDY	0.00	0.00	0.00	0.00	0.00	0.00
006-1513-0000-000000-003	STUDENT ALA CARTE SALES-ELEM	15,000.00	2,657.25	0.00	10,745.25	12,342.75	17.72
006-4229-0000-000000-000	FEDERAL FOOD/MILK SUBSIDY	325,000.00	25,031.80	0.00	206,216.90	299,968.20	7.70
006-1599-0000-000000-000	OTHER REVENUE/CAFE	3,000.00	1,053.95	653.49	2,749.88	1,946.05	35.13
		$ 510,000.00	**$ 54,821.97**	**$ 10,716.81**	**$ 331,772.92**	**$ 455,178.03**	
Fund:	**009**						
009-1640-9198-000000-003	DOG POUND STORE SALES	1,500.00	0.00	0.00	3,069.87	1,500.00	0.00
009-1740-0000-000000-002	CLASS FEES- HIGH SCHOOL	500.00	520.00	320.00	3,310.00	(20.00)	104.00
009-1740-0000-000000-003	CLASS FEES-ELEMENTARY	500.00	200.00	0.00	980.00	300.00	40.00
		$ 2,500.00	**$ 720.00**	**$ 320.00**	**$ 7,359.87**	**$ 1,780.00**	
Fund:	**018**						
018-1899-9630-000000-000	HS PRINCIPAL - OTHER REVENUE	450.00	175.84	(127.15)	2,340.84	274.16	39.08
018-1899-9620-000000-000	ELEMENTARY PRINCIPAL - OTHER REVENUE	3,500.00	251.99	251.99	779.86	3,248.01	7.20
018-1626-9630-000000-000	HS PRINCIPAL - SALES	3,000.00	52.00	0.00	85.00	2,948.00	1.73
018-1821-9630-000000-000	HS PRINCIPAL - DONATIONS RESTRICTED	0.00	500.00	500.00	500.00	(500.00)	0.00
		$ 6,950.00	**$ 979.83**	**$ 624.84**	**$ 3,705.70**	**$ 5,970.17**	
Fund:	**019**						
019-1821-9920-000000-000	MARY E FARMER FUND DONATIONS RESTRICTED	5,000.00	0.00	0.00	4,500.00	5,000.00	0.00
019-1821-9125-000000-000	KNOX COUNTY CHAMBER SAFETY FUNDS	0.00	0.00	0.00	2,500.00	0.00	0.00
		$ 5,000.00	**$ 0.00**	**$ 0.00**	**$ 7,000.00**	**$ 5,000.00**	
Fund:	**022**						

EAST KNOX LOCAL SCHOOLS

Revenue Summary Report

Full Account Code	Description	FYTD Receivable	FYTD Received	MTD Received	YTD Received	Remaining Balance	FYTD Percent Received
022-1615-0000-000000-000	CUSTODIAL FUNDS GATE RECEIPTS	$ 0.00	$ 1,080.00	$ 1,080.00	$ 1,595.00	$ (1,080.00)	0.00 %
		$ 0.00	**$ 1,080.00**	**$ 1,080.00**	**$ 1,595.00**	**$ (1,080.00)**	
Fund:	**024**						
024-1410-0000-000000-000	SELF INSURANCE INTEREST	50,000.00	21,501.89	4,544.09	54,108.15	28,498.11	43.00
024-1870-0000-000000-000	SELF INSURANCE PREMIUMS	2,500,000.00	914,594.12	439,611.00	2,442,045.26	1,585,405.88	36.58
		$ 2,550,000.00	**$ 936,096.01**	**$ 444,155.09**	**$ 2,496,153.41**	**$ 1,613,903.99**	
Fund:	**035**						
035-5100-0000-000000-000	TRANSFERS-IN	0.00	0.00	0.00	50,000.00	0.00	0.00
		$ 0.00	**$ 0.00**	**$ 0.00**	**$ 50,000.00**	**$ 0.00**	
Fund:	**200**						
200-1821-9350-000000-000	EUROPE TRIP DONATIONS RESTRICTED	0.00	1,171.75	671.75	1,171.75	(1,171.75)	0.00
200-1633-9330-000000-000	FFA DUES AND FEES	3,000.00	1,227.00	1,080.00	2,219.00	1,773.00	40.90
200-1626-9026-000000-000	CLASS OF 2026 SALES	0.00	0.00	0.00	275.00	0.00	0.00
200-1822-9320-000000-000	FCCLA DONATIONS UNRESTRICTED	0.00	250.00	250.00	250.00	(250.00)	0.00
200-1626-9710-000000-000	NHS - SALES	300.00	90.00	30.00	651.25	210.00	30.00
200-1626-9350-000000-000	STUDENT MANAGED ACTIVITY SALES-EUROPE TRIP	11,000.00	0.00	0.00	0.00	11,000.00	0.00
200-1626-9028-000000-000	CLASS OF 2028 SALES	6,000.00	3,322.25	1,746.50	4,322.25	2,677.75	55.37
200-1626-9690-000000-000	SALES- EK ELEMENTARY ACCOUNT	38,000.00	10,103.01	0.00	17,811.11	27,896.99	26.59
200-1621-9110-000000-000	ART CLUB - SALES	0.00	2,085.00	2,085.00	2,085.00	(2,085.00)	0.00
200-1626-9360-000000-000	JR SR PBIS SALES	125.00	0.00	0.00	0.00	125.00	0.00
200-1626-9027-000000-000	CLASS OF 2027 SALES	1,500.00	263.00	263.00	15,757.11	1,237.00	17.53
200-1633-9320-000000-000	FCCLA DUES & FEES	1,420.00	416.00	416.00	716.00	1,004.00	29.30
200-1631-9680-000000-000	YEARBOOK - BOOK SALES	3,500.00	510.00	40.00	510.00	2,990.00	14.57
200-1623-9320-000000-000	FCCLA-SALES	5,035.00	812.00	812.00	1,051.40	4,223.00	16.13
200-1899-9690-000000-000	OTHER INCOME- EK ELEMENTARY	850.00	0.00	0.00	114.20	850.00	0.00
200-1821-9320-000000-000	FCCLA DONATIONS RESTRICTED	0.00	0.00	0.00	1,833.00	0.00	0.00
200-1621-9680-000000-000	YEARBOOK - AD SALES	3,500.00	450.00	0.00	1,800.00	3,050.00	12.86

EAST KNOX LOCAL SCHOOLS

Revenue Summary Report

Full Account Code	Description	FYTD Receivable	FYTD Received	MTD Received	YTD Received	Remaining Balance	FYTD Percent Received
200-1611-9130-000000-000	DRAMA DEPT - ADMISSIONS	$ 1,750.00	$ 0.00	$ 0.00	$ 1,427.00	$ 1,750.00	0.00 %
200-1637-9710-000000-000	NHS - DUES	1,000.00	0.00	0.00	630.00	1,000.00	0.00
200-1621-9130-000000-000	DRAMA DEPT - SALES	550.00	0.00	0.00	382.50	550.00	0.00
200-1623-9330-000000-000	FFA - SALES	55,000.00	2,832.87	799.00	15,283.23	52,167.13	5.15
200-1822-9360-000000-000	JR SR PBIS DONATION UNRESTRICTED	3,500.00	0.00	0.00	250.00	3,500.00	0.00
200-1822-9330-000000-000	FFA - DONATIONS UNRESTRICTED	5,000.00	82.00	82.00	941.00	4,918.00	1.64
		$ 141,030.00	**$ 23,614.88**	**$ 8,275.25**	**$ 69,480.80**	**$ 117,415.12**	
Fund:	**300**						
300-1821-9500-000000-000	ATHLETIC DONATIONS RESTRICTED	0.00	1,450.00	0.00	18,950.00	(1,450.00)	0.00
300-1625-9500-000000-000	ATHLETIC DEPT - SALES(PROJECTS, EQUIP, ETC)	8,000.00	10,050.00	250.00	10,050.00	(2,050.00)	125.62
300-1410-9500-000000-000	ATHLETIC DEPT - INTEREST	50.00	27.57	9.35	66.45	22.43	55.14
300-1822-9500-000000-000	ATHLETIC DONATIONS UNRESTRICTED	0.00	1,250.00	0.00	1,250.00	(1,250.00)	0.00
300-1899-9500-000000-000	ATHLETIC DEPT - OTHER INCOME	19,250.00	0.00	0.00	0.00	19,250.00	0.00
300-1615-9500-000000-000	ATHLETIC DEPT - GATE/ADMISSIONS	71,000.00	50,836.00	22,535.00	66,900.00	20,164.00	71.60
		$ 98,300.00	**$ 63,613.57**	**$ 22,794.35**	**$ 97,216.45**	**$ 34,686.43**	
Fund:	**499**						
499-3219-9026-000000-000	MISC STATE GRANTS BWC SCHOOL SAFETY PROCEEDS	0.00	0.00	0.00	(150.00)	0.00	0.00
499-3219-9226-000000-000	MISC STATE GRANTS SCHOOL BUS SAFETY	0.00	0.00	0.00	12,579.00	0.00	0.00
499-3219-9126-000000-000	MISC STATE GRANTS ATTORNEY GENERAL SCHOOL SAFETY PROCEEDS	0.00	0.00	0.00	3,928.73	0.00	0.00
		$ 0.00	**$ 0.00**	**$ 0.00**	**$ 16,357.73**	**$ 0.00**	
Fund:	**516**						
516-4229-9026-000000-000	IDEA PART B FED REST GRANT FED-STATE	30,807.55	30,807.55	0.00	201,982.26	0.00	100.00
516-4229-9027-000000-000	IDEA PART B FED REST GRANT FED-STATE	262,093.10	58,707.99	24,517.18	58,707.99	203,385.11	22.40
		$ 292,900.65	**$ 89,515.54**	**$ 24,517.18**	**$ 260,690.25**	**$ 203,385.11**	
Fund:	**536**						
536-4229-9026-000000-000	SCHOOL IMPROVEMENT REVENUE FY26	23,366.78	23,366.78	0.00	183,488.45	0.00	100.00
536-4229-9027-000000-000	SCHOOL IMPROVEMENT REVENUE FY26	165,000.00	0.00	0.00	0.00	165,000.00	0.00
		$ 188,366.78	**$ 23,366.78**	**$ 0.00**	**$ 183,488.45**	**$ 165,000.00**	

EAST KNOX LOCAL SCHOOLS

Revenue Summary Report

Full Account Code	Description	FYTD Receivable	FYTD Received	MTD Received	YTD Received	Remaining Balance	FYTD Percent Received
Fund:	**572**						
572-4229-9927-000000-000	SCHOOL IMPROVEMENT REVENUE FY27	$ 123,370.59	$ 0.00	$ 0.00	$ 0.00	$ 123,370.59	0.00 %
572-4229-9027-000000-000	TITLE I FY27 REVENUE	326,510.62	55,710.33	27,856.93	55,710.33	270,800.29	17.06
572-4229-9026-000000-000	TITLE I FY26 REVENUE	24,230.40	24,230.40	0.00	226,494.00	0.00	100.00
572-4229-9926-000000-000	SCHOOL IMPROVEMENT REVENUE FY26	17,352.47	17,352.47	0.00	82,932.15	0.00	100.00
		$ 491,464.08	**$ 97,293.20**	**$ 27,856.93**	**$ 365,136.48**	**$ 394,170.88**	
Fund:	**584**						
584-4229-9026-000000-000	TITLE IV A STUDENT SUPPORT REVENUE	0.00	0.00	0.00	2,872.58	0.00	0.00
584-4229-9027-000000-000	TITLE IV A STUDENT SUPPORT REVENUE	27,566.45	9,773.79	6,740.35	9,773.79	17,792.66	35.46
		$ 27,566.45	**$ 9,773.79**	**$ 6,740.35**	**$ 12,646.37**	**$ 17,792.66**	
Fund:	**590**						
590-4229-9027-000000-000	SUPPORTING EFFECTIVE INSTRUCTION TITLE IIA	63,679.72	28,508.31	12,240.96	28,508.31	35,171.41	44.77
590-4229-9026-000000-000	SUPPORTING EFFECTIVE INSTRUCTION TITLE IIA	2,145.54	2,145.54	0.00	34,320.06	0.00	100.00
		$ 65,825.26	**$ 30,653.85**	**$ 12,240.96**	**$ 62,828.37**	**$ 35,171.41**	
Grand Total		**$ 23,279,784.22**	**$ 9,631,311.79**	**$ 5,695,649.17**	**$ 23,449,307.13**	**$ 13,648,472.43**	

EAST KNOX LOCAL SCHOOLS

Disbursement Summary Report

Reference Number	Check Number	Type	Date	Name	Vendor #	Status	Reconcile Date	Void Date	Amount
27529	0	PAYROLL	10/5/2026	EAST KNOX LOCAL SCHOOLS		RECONCILED	10/5/2026		$ 453,113.32
27592	0	ACCOUNTS_PAYABLE	10/8/2026	ATHLETIC FUND	1280	RECONCILED	10/9/2026		2,405.71
27593	0	ACCOUNTS_PAYABLE	10/8/2026	US BANK	900013	RECONCILED	10/19/2026		847,836.26
27594	0	ACCOUNTS_PAYABLE	10/8/2026	EAST KNOX PAYROLL ACCT	169	RECONCILED	10/9/2026		6,427.10
27628	0	PAYROLL	10/20/2026	EAST KNOX LOCAL SCHOOLS		RECONCILED	10/20/2026		370,759.35
27629	0	ACCOUNTS_PAYABLE	10/20/2026	EAST KNOX PAYROLL ACCT	169	RECONCILED	10/20/2026		5,256.93
27630	0	ACCOUNTS_PAYABLE	10/20/2026	SERS (memo vendor)	900005	RECONCILED	10/20/2026		22,188.00
27631	0	ACCOUNTS_PAYABLE	10/20/2026	Strs Ohio (memo vendor)	900004	RECONCILED	10/20/2026		67,972.00
27633	0	ACCOUNTS_PAYABLE	10/19/2026	American Electric Power	900009	RECONCILED	10/28/2026		29,404.72
27634	0	ACCOUNTS_PAYABLE	10/19/2026	SPECTRUM	900014	RECONCILED	10/20/2026		678.66
27635	0	ACCOUNTS_PAYABLE	10/19/2026	Strs Ohio (memo vendor)	900004	RECONCILED	10/22/2026		2,082.98
27636	0	ACCOUNTS_PAYABLE	10/19/2026	COLUMBIA GAS OF OHIO	96	RECONCILED	10/23/2026		944.91
27637	0	ACCOUNTS_PAYABLE	10/19/2026	SERS (memo vendor)	900005	RECONCILED	10/21/2026		1,824.92
27638	0	ACCOUNTS_PAYABLE	10/19/2026	NRG BUSINESS MARKETING	900019	RECONCILED	10/20/2026		841.47
27639	0	ACCOUNTS_PAYABLE	10/20/2026	VISA	900003	RECONCILED	10/26/2026		1,127.06
27662	0	ACCOUNTS_PAYABLE	10/22/2026	ATHLETIC FUND	1280	RECONCILED	10/22/2026		2,252.00
27663	0	ACCOUNTS_PAYABLE	10/26/2026	JEFFERSON HEALTH PLAN	900016	RECONCILED	10/26/2026		185,822.63
27582	76218	ACCOUNTS_PAYABLE	10/8/2026	ACORN DISTRIBUTORS, INC.	5275	RECONCILED	10/15/2026		77.08
27534	76219	ACCOUNTS_PAYABLE	10/8/2026	AKtivate, LLC	7856	OUTSTANDING			5,247.44
27530	76220	ACCOUNTS_PAYABLE	10/8/2026	AMAZON CAPITAL SERVICES, INC.	656	RECONCILED	10/15/2026		1,214.31
27564	76221	ACCOUNTS_PAYABLE	10/8/2026	AMBER CARPENTER	5059	RECONCILED	10/30/2026		47.12
27586	76222	ACCOUNTS_PAYABLE	10/8/2026	ANNETTE WOZNIAK	2196	RECONCILED	10/15/2026		68.40
27536	76223	ACCOUNTS_PAYABLE	10/8/2026	APPLE INC.	4986	RECONCILED	10/15/2026		848.00
27589	76224	ACCOUNTS_PAYABLE	10/8/2026	APPLE COMPUTER, INC.	1298	RECONCILED	10/15/2026		950.00
27585	76225	ACCOUNTS_PAYABLE	10/8/2026	AUTOMOTIVE SUPPLIES INC	71	RECONCILED	10/15/2026		88.26
27588	76226	ACCOUNTS_PAYABLE	10/8/2026	BAILEY SPRAGUE	7775	RECONCILED	10/15/2026		314.64

EAST KNOX LOCAL SCHOOLS

Disbursement Summary Report

Reference Number	Check Number	Type	Date	Name	Vendor #	Status	Reconcile Date	Void Date	Amount
27543	76227	ACCOUNTS_PAYABLE	10/8/2026	Barnes&Noble College Bookselle	5259	RECONCILED	10/15/2026		$ 351.23
27557	76228	ACCOUNTS_PAYABLE	10/8/2026	BENJAMIN SNEDEKER	7509	RECONCILED	10/13/2026		57.76
27547	76229	ACCOUNTS_PAYABLE	10/8/2026	B&R ERECTORS INC	202	VOID		10/19/2026	1,000.00
27560	76230	ACCOUNTS_PAYABLE	10/8/2026	BSHM ARCHITECTS, INC	7813	RECONCILED	10/20/2026		2,425.50
27539	76231	ACCOUNTS_PAYABLE	10/8/2026	BSN SPORTS LLC	4595	RECONCILED	10/19/2026		420.00
27571	76232	ACCOUNTS_PAYABLE	10/8/2026	ANGELA M WILLARD	7825	RECONCILED	10/19/2026		2,749.07
27552	76233	ACCOUNTS_PAYABLE	10/8/2026	CENTRAL OHIO FARMERS CO-OP	1294	RECONCILED	10/19/2026		20,610.87
27549	76234	ACCOUNTS_PAYABLE	10/8/2026	CUSTOM CUTTERS	2597	RECONCILED	10/21/2026		606.94
27553	76235	ACCOUNTS_PAYABLE	10/8/2026	DAVID WAYNE NALLY	5366	RECONCILED	10/9/2026		325.00
27558	76236	ACCOUNTS_PAYABLE	10/8/2026	DE LAGE LANDEN FINANCIAL SERVICES, LLC	7855	RECONCILED	10/20/2026		1,680.26
27574	76237	ACCOUNTS_PAYABLE	10/8/2026	DEBRA DUGAN-BURDEN	7812	RECONCILED	10/9/2026		167.96
27579	76238	ACCOUNTS_PAYABLE	10/8/2026	DEVIN FRITZ	7640	RECONCILED	10/26/2026		150.00
27590	76239	ACCOUNTS_PAYABLE	10/8/2026	FLYIN' BRIAN PIZZA INC	2767	RECONCILED	10/19/2026		570.00
27587	76240	ACCOUNTS_PAYABLE	10/8/2026	E. K. DISTRICT CAFETERIA	1402	RECONCILED	10/9/2026		18.40
27532	76241	ACCOUNTS_PAYABLE	10/8/2026	ELITE TRANSPORTATION GROUP	7514	RECONCILED	10/14/2026		2,869.47
27569	76242	ACCOUNTS_PAYABLE	10/8/2026	FLOWER BASKET	1625	RECONCILED	10/19/2026		260.00
27535	76243	ACCOUNTS_PAYABLE	10/8/2026	GORDON FOOD SERVICE	950	RECONCILED	10/15/2026		33,832.73
27584	76244	ACCOUNTS_PAYABLE	10/8/2026	HOBART SERVICE	164	RECONCILED	10/19/2026		1,875.03
27533	76245	ACCOUNTS_PAYABLE	10/8/2026	JEREMY ALLAN CARPENTER	7660	RECONCILED	10/13/2026		137.50
27531	76246	ACCOUNTS_PAYABLE	10/8/2026	JOSTENS INC.	200	RECONCILED	10/14/2026		1,256.30
27559	76247	ACCOUNTS_PAYABLE	10/8/2026	JULIAN & GRUBE INC.	4750	RECONCILED	10/15/2026		1,933.00
27537	76248	ACCOUNTS_PAYABLE	10/8/2026	KEY BLUE PRINTS INC.	34	RECONCILED	10/15/2026		3,431.42
27548	76249	ACCOUNTS_PAYABLE	10/8/2026	KNOX CO WATER & WASTEWATER	135	RECONCILED	10/19/2026		1,386.38
27538	76250	ACCOUNTS_PAYABLE	10/8/2026	KNOX COUNTY SHERIFF	1735	RECONCILED	10/15/2026		6,740.35
27572	76251	ACCOUNTS_P	10/8/2026	LANNING	92	RECONCILED	10/15/2026		1,859.43

EAST KNOX LOCAL SCHOOLS

Disbursement Summary Report

Reference Number	Check Number	Type	Date	Name	Vendor #	Status	Reconcile Date	Void Date	Amount
		AYABLE		FOODS					
27551	76252	ACCOUNTS_PAYABLE	10/8/2026	MARK R. AMES	5249	RECONCILED	10/13/2026		$ 3,060.00
27541	76253	ACCOUNTS_PAYABLE	10/8/2026	MATHENY MOTOR TRUCK	7866	RECONCILED	10/15/2026		2,526.04
27545	76254	ACCOUNTS_PAYABLE	10/8/2026	MEGAN PINCHBACK	7685	RECONCILED	10/15/2026		643.00
27581	76255	ACCOUNTS_PAYABLE	10/8/2026	MERRY MILK MAID, INC.	5529	RECONCILED	10/14/2026		4,273.98
27540	76256	ACCOUNTS_PAYABLE	10/8/2026	META	1831	RECONCILED	10/15/2026		1,816.71
27591	76257	ACCOUNTS_PAYABLE	10/8/2026	MOUNT VERNON NEWS	1016	RECONCILED	10/14/2026		115.00
27546	76258	ACCOUNTS_PAYABLE	10/8/2026	MT SERVICES INC	5032	RECONCILED	10/15/2026		294.00
27578	76259	ACCOUNTS_PAYABLE	10/8/2026	MARK A MUSTON	7696	OUTSTANDING			325.00
27573	76260	ACCOUNTS_PAYABLE	10/8/2026	NATIONAL FFA ORGANIZATION	272	RECONCILED	10/16/2026		1,122.00
27568	76261	ACCOUNTS_PAYABLE	10/8/2026	PROCARE THERAPY	7736	RECONCILED	10/15/2026		210.00
27575	76262	ACCOUNTS_PAYABLE	10/8/2026	ALFRED NICKLES BAKERY	118	RECONCILED	10/15/2026		188.81
27570	76263	ACCOUNTS_PAYABLE	10/8/2026	NORTH POINT EDUCATIONAL SERVICE CENTER (ESC)	7776	RECONCILED	10/15/2026		2,310.00
27544	76264	ACCOUNTS_PAYABLE	10/8/2026	OHIO FFA ASSOCIATION	572	RECONCILED	10/26/2026		816.00
27556	76265	ACCOUNTS_PAYABLE	10/8/2026	PEACOCK WATER	2469	RECONCILED	10/15/2026		117.00
27562	76266	ACCOUNTS_PAYABLE	10/8/2026	PLUNKETT'S PEST CONTROL	2593	RECONCILED	10/16/2026		238.32
27567	76267	ACCOUNTS_PAYABLE	10/8/2026	PRESCRIPTION TURF CARE INC	7605	RECONCILED	10/19/2026		3,375.00
27576	76268	ACCOUNTS_PAYABLE	10/8/2026	RUMPKE OF OHIO, INC	7504	RECONCILED	10/16/2026		1,339.02
27566	76269	ACCOUNTS_PAYABLE	10/8/2026	SHANNON FROST	5363	RECONCILED	10/13/2026		400.00
27563	76270	ACCOUNTS_PAYABLE	10/8/2026	SHANNON SPRANG	7765	RECONCILED	10/20/2026		72.96
27565	76271	ACCOUNTS_PAYABLE	10/8/2026	SOUTHEAST SECURITY	191	RECONCILED	10/15/2026		645.05
27561	76272	ACCOUNTS_PAYABLE	10/8/2026	TKE CORP	401	RECONCILED	10/16/2026		287.53
27554	76273	ACCOUNTS_PAYABLE	10/8/2026	TREASURER STATE OF OHIO	218	RECONCILED	10/15/2026		6,161.90
27550	76274	ACCOUNTS_PAYABLE	10/8/2026	TRI COUNTY EDUC SERVICE CENTER	1426	RECONCILED	10/15/2026		1,215.82
27580	76275	ACCOUNTS_PAYABLE	10/8/2026	TRUCK PRO INC.	5314	RECONCILED	10/14/2026		2,022.82
27555	76276	ACCOUNTS_P	10/8/2026	USI	2255	RECONCILED	10/15/2026		766.81

EAST KNOX LOCAL SCHOOLS

Disbursement Summary Report

Reference Number	Check Number	Type	Date	Name	Vendor #	Status	Reconcile Date	Void Date	Amount
		AYABLE		EDUCATION SALES					
27583	76277	ACCOUNTS_PAYABLE	10/8/2026	WM CORPORATE SERVICES, INC.	347	RECONCILED	10/15/2026		$ 1,589.67
27577	76278	ACCOUNTS_PAYABLE	10/8/2026	WILLIAM COTTRELL	7796	RECONCILED	10/26/2026		150.00
27542	76279	ACCOUNTS_PAYABLE	10/8/2026	XTEK PARTNERS INC	5230	RECONCILED	10/16/2026		309.60
27595	76280	ACCOUNTS_PAYABLE	10/15/2026	WILLIAM COTTRELL	7796	RECONCILED	10/26/2026		150.00
27597	76281	ACCOUNTS_PAYABLE	10/15/2026	ABIGAIL CUMMINS	7880	RECONCILED	10/27/2026		7,909.24
27611	76282	ACCOUNTS_PAYABLE	10/15/2026	ACORN DISTRIBUTORS, INC.	5275	RECONCILED	10/29/2026		588.74
27603	76283	ACCOUNTS_PAYABLE	10/15/2026	AMAZON CAPITAL SERVICES, INC.	656	RECONCILED	10/27/2026		625.35
27599	76284	ACCOUNTS_PAYABLE	10/15/2026	BAILEY SPRAGUE	7775	RECONCILED	10/21/2026		710.00
27627	76285	ACCOUNTS_PAYABLE	10/15/2026	CAROLYN O'BRIEN	7879	OUTSTANDING			230.00
27613	76286	ACCOUNTS_PAYABLE	10/15/2026	LEAH B. CLENDENING	1442	RECONCILED	10/28/2026		2,829.00
27618	76287	ACCOUNTS_PAYABLE	10/15/2026	DAVID WAYNE NALLY	5366	RECONCILED	10/27/2026		200.00
27602	76288	ACCOUNTS_PAYABLE	10/15/2026	DISTRICT 7 FFA	2752	OUTSTANDING			48.00
27607	76289	ACCOUNTS_PAYABLE	10/15/2026	EWELL EDUCATIONAL SERVICES, INC.	7817	RECONCILED	10/27/2026		390.00
27604	76290	ACCOUNTS_PAYABLE	10/15/2026	GAGE STEINMETZ	5497	RECONCILED	10/27/2026		1,528.63
27617	76291	ACCOUNTS_PAYABLE	10/15/2026	HOWIES HOCKEY, INC	7565	RECONCILED	10/27/2026		1,170.27
27605	76292	ACCOUNTS_PAYABLE	10/15/2026	IMPERIAL BAG AND PAPER CO, LLC	1051	RECONCILED	10/27/2026		534.09
27624	76293	ACCOUNTS_PAYABLE	10/15/2026	JESSICA BOOKMYER	7709	RECONCILED	10/27/2026		625.00
27601	76294	ACCOUNTS_PAYABLE	10/15/2026	JOSTENS INC.	200	RECONCILED	10/26/2026		863.71
27623	76295	ACCOUNTS_PAYABLE	10/15/2026	KARI ROGERS	7883	OUTSTANDING			925.00
27625	76296	ACCOUNTS_PAYABLE	10/15/2026	KEY BLUE PRINTS INC.	34	RECONCILED	10/27/2026		90.30
27600	76297	ACCOUNTS_PAYABLE	10/15/2026	LACEY MCKOWN	4886	RECONCILED	10/22/2026		1,647.00
27621	76298	ACCOUNTS_PAYABLE	10/15/2026	LAUREN MOHNASKY	7784	RECONCILED	10/21/2026		2,820.00
27608	76299	ACCOUNTS_PAYABLE	10/15/2026	LEAH GATTON	7878	RECONCILED	10/29/2026		500.00
27610	76300	ACCOUNTS_PAYABLE	10/15/2026	LESLIE GILBERT	5501	RECONCILED	10/26/2026		465.00
27614	76301	ACCOUNTS_PAYABLE	10/15/2026	MCKIBBEN AND MONTE LLC	7704	RECONCILED	10/27/2026		880.00
27620	76302	ACCOUNTS_PAYABLE	10/15/2026	NATIONAL	272	RECONCILED	10/30/2026		930.00

EAST KNOX LOCAL SCHOOLS

Disbursement Summary Report

Reference Number	Check Number	Type	Date	Name	Vendor #	Status	Reconcile Date	Void Date	Amount
		AYABLE		FFA ORGANIZATION					
27612	76303	ACCOUNTS_PAYABLE	10/15/2026	PROCARE THERAPY	7736	RECONCILED	10/27/2026		$ 210.00
27626	76304	ACCOUNTS_PAYABLE	10/15/2026	OASBO	872	RECONCILED	10/26/2026		100.00
27596	76305	ACCOUNTS_PAYABLE	10/15/2026	REBECCA DANGERFIELD	7643	RECONCILED	10/21/2026		2,063.28
27598	76306	ACCOUNTS_PAYABLE	10/15/2026	RICHARD GILROY WISE	7715	RECONCILED	10/19/2026		100.00
27616	76307	ACCOUNTS_PAYABLE	10/15/2026	RUMPKE OF OHIO, INC	7504	RECONCILED	10/28/2026		153.92
27619	76308	ACCOUNTS_PAYABLE	10/15/2026	SCHOOL SPECIALTY, LLC	1765	OUTSTANDING			371.53
27609	76309	ACCOUNTS_PAYABLE	10/15/2026	SOUTHEAST SECURITY	191	RECONCILED	10/28/2026		1,292.58
27622	76310	ACCOUNTS_PAYABLE	10/15/2026	STAPLES ADVANTAGE	4723	RECONCILED	10/23/2026		129.08
27606	76311	ACCOUNTS_PAYABLE	10/15/2026	TYLER GUILLIAMS	7773	RECONCILED	10/19/2026		118.56
27615	76312	ACCOUNTS_PAYABLE	10/15/2026	XTEK PARTNERS INC	5230	RECONCILED	10/26/2026		5,640.00
27632	76313	ACCOUNTS_PAYABLE	10/19/2026	BR BLEACHERS	202	RECONCILED	10/27/2026		1,000.00
27640	76314	ACCOUNTS_PAYABLE	10/22/2026	ALENAH BOESHART	7797	RECONCILED	10/26/2026		710.00
27649	76315	ACCOUNTS_PAYABLE	10/22/2026	ALYSIA MILLER	7876	OUTSTANDING			175.00
27642	76316	ACCOUNTS_PAYABLE	10/22/2026	AMAZON CAPITAL SERVICES, INC.	656	RECONCILED	10/27/2026		1,344.66
27661	76317	ACCOUNTS_PAYABLE	10/22/2026	AMERICAN FIDELITY	5124	RECONCILED	10/30/2026		108.35
27651	76318	ACCOUNTS_PAYABLE	10/22/2026	BROWN SUPPLY CO.	4589	RECONCILED	10/27/2026		559.88
27652	76319	ACCOUNTS_PAYABLE	10/22/2026	CARDIAC LIFE PRODUCTS, INC	7717	RECONCILED	10/28/2026		151.26
27654	76320	ACCOUNTS_PAYABLE	10/22/2026	CATALYST BEHAVIOR PROJECT	7886	RECONCILED	10/26/2026		1,600.00
27655	76321	ACCOUNTS_PAYABLE	10/22/2026	DATASERV INTEGRATIONS LLC	2513	OUTSTANDING			9,144.91
27644	76322	ACCOUNTS_PAYABLE	10/22/2026	DELTA DENTAL PLAN OF OHIO, INC.	7852	RECONCILED	10/28/2026		5,260.59
27659	76323	ACCOUNTS_PAYABLE	10/22/2026	ELITE TRANSPORTATION GROUP	7514	RECONCILED	10/27/2026		2,510.64
27657	76324	ACCOUNTS_PAYABLE	10/22/2026	HYLANT ADMINISTRATIVE SERVICES	2344	OUTSTANDING			462.00
27660	76325	ACCOUNTS_PAYABLE	10/22/2026	KNOX COMMUNITY HOSPITAL	1423	RECONCILED	10/27/2026		4,309.55
27641	76326	ACCOUNTS_PAYABLE	10/22/2026	MUTUAL OF OMAHA	7621	RECONCILED	10/27/2026		769.40

EAST KNOX LOCAL SCHOOLS

Disbursement Summary Report

Reference Number	Check Number	Type	Date	Name	Vendor #	Status	Reconcile Date	Void Date	Amount
27653	76327	ACCOUNTS_PAYABLE	10/22/2026	PROCARE THERAPY	7736	RECONCILED	10/27/2026		$ 210.00
27658	76328	ACCOUNTS_PAYABLE	10/22/2026	OAGC	2028	OUTSTANDING			265.00
27648	76329	ACCOUNTS_PAYABLE	10/22/2026	PITT SPECIALTY SUPPLY INC	7772	RECONCILED	10/27/2026		850.49
27645	76330	ACCOUNTS_PAYABLE	10/22/2026	REACH EDUCATIONAL SERVICES LLC	7691	RECONCILED	10/30/2026		7,500.00
27650	76331	ACCOUNTS_PAYABLE	10/22/2026	RICHARD GILROY WISE	7715	RECONCILED	10/26/2026		175.00
27646	76332	ACCOUNTS_PAYABLE	10/22/2026	SCOTT SCRIVEN LLP	734	OUTSTANDING			2,126.50
27656	76333	ACCOUNTS_PAYABLE	10/22/2026	SERVICE WELDING SUPPLIES	1118	RECONCILED	10/27/2026		1,102.25
27647	76334	ACCOUNTS_PAYABLE	10/22/2026	VISION SERVICE PLAN - (OH)	1757	RECONCILED	10/27/2026		1,714.93
27643	76335	ACCOUNTS_PAYABLE	10/22/2026	WILLIAM COTTRELL	7796	OUTSTANDING			175.00
27680	76336	ACCOUNTS_PAYABLE	10/29/2026	AMAZON CAPITAL SERVICES, INC.	656	OUTSTANDING			113.99
27668	76337	ACCOUNTS_PAYABLE	10/29/2026	APPLE COMPUTER, INC.	1298	OUTSTANDING			9,790.00
27666	76338	ACCOUNTS_PAYABLE	10/29/2026	ALENAH BOESHART	7797	OUTSTANDING			90.00
27676	76339	ACCOUNTS_PAYABLE	10/29/2026	BRIAN STAFFORD PLUMBING INC	2567	OUTSTANDING			300.00
27672	76340	ACCOUNTS_PAYABLE	10/29/2026	DAVID WAYNE NALLY	5366	OUTSTANDING			312.50
27692	76341	ACCOUNTS_PAYABLE	10/29/2026	DE LAGE LANDEN FINANCIAL SERVICES, LLC	7855	OUTSTANDING			1,680.26
27682	76342	ACCOUNTS_PAYABLE	10/29/2026	DIRECT MOP SALES, INC.	4858	OUTSTANDING			59.88
27678	76343	ACCOUNTS_PAYABLE	10/29/2026	E. K. DISTRICT CAFETERIA	1402	RECONCILED	10/30/2026		161.26
27670	76344	ACCOUNTS_PAYABLE	10/29/2026	FCCLA NATIONAL ORGANIZATION	2356	OUTSTANDING			221.00
27681	76345	ACCOUNTS_PAYABLE	10/29/2026	FLOWER BASKET	1625	OUTSTANDING			166.00
27673	76346	ACCOUNTS_PAYABLE	10/29/2026	GIMKIT, INC.	5440	OUTSTANDING			1,000.00
27665	76347	ACCOUNTS_PAYABLE	10/29/2026	IMPERIAL BAG AND PAPER CO, LLC	1051	OUTSTANDING			253.73
27694	76348	ACCOUNTS_PAYABLE	10/29/2026	JEREMY ALLAN CARPENTER	7660	OUTSTANDING			187.50
27684	76349	ACCOUNTS_P	10/29/2026	JULIA KELLY	7774	RECONCILED	10/30/2026		179.36

EAST KNOX LOCAL SCHOOLS

Disbursement Summary Report

Reference Number	Check Number	Type	Date	Name	Vendor #	Status	Reconcile Date	Void Date	Amount
		AYABLE							
27667	76350	ACCOUNTS_PAYABLE	10/29/2026	KNOX CO ED SER CENTER	17	OUTSTANDING			$ 143,084.43
27688	76351	ACCOUNTS_PAYABLE	10/29/2026	KNOX COMMUNITY HOSPITAL	1423	OUTSTANDING			895.00
27679	76352	ACCOUNTS_PAYABLE	10/29/2026	KNOX ENERGY COOPERATIVE ASSOC	2864	OUTSTANDING			1,568.83
27685	76353	ACCOUNTS_PAYABLE	10/29/2026	MELISSA MORELAND	2631	OUTSTANDING			218.50
27689	76354	ACCOUNTS_PAYABLE	10/29/2026	MOUNT VERNON NEWS	1016	OUTSTANDING			25.00
27691	76355	ACCOUNTS_PAYABLE	10/29/2026	PROCARE THERAPY	7736	OUTSTANDING			105.00
27683	76356	ACCOUNTS_PAYABLE	10/29/2026	OTIS ELEVATOR COMPANY	7561	OUTSTANDING			4,359.60
27664	76357	ACCOUNTS_PAYABLE	10/29/2026	PITNEY BOWES GLOBAL	236	OUTSTANDING			222.60
27690	76358	ACCOUNTS_PAYABLE	10/29/2026	PLUNKETT'S PEST CONTROL	2593	OUTSTANDING			238.32
27677	76359	ACCOUNTS_PAYABLE	10/29/2026	RENHILL GROUP INC	211	OUTSTANDING			275.75
27675	76360	ACCOUNTS_PAYABLE	10/29/2026	RICHARD GILROY WISE	7715	OUTSTANDING			187.50
27687	76361	ACCOUNTS_PAYABLE	10/29/2026	SHERI RYALS	2637	OUTSTANDING			22.80
27686	76362	ACCOUNTS_PAYABLE	10/29/2026	SMALL'S SAND & GRAVEL	90	OUTSTANDING			330.74
27669	76363	ACCOUNTS_PAYABLE	10/29/2026	TESSA HEDRICK	7706	RECONCILED	10/30/2026		101.91
27693	76364	ACCOUNTS_PAYABLE	10/29/2026	TRANSPORTATION ACCESSORIES CO.	2741	OUTSTANDING			197.96
27674	76365	ACCOUNTS_PAYABLE	10/29/2026	WILLIAM COTTRELL	7796	OUTSTANDING			187.50
27671	76366	ACCOUNTS_PAYABLE	10/29/2026	XTEK PARTNERS INC	5230	OUTSTANDING			1,798.00
Grand Total									**$ 2,380,298.52**

EAST KNOX LOCAL SCHOOLS

Spending Plan Summary

ODE Line Number	Monthly Estimate	Monthly Actual	Monthly Difference	FYTDEstimate	FYTDActual	FYTDDifference
01.010 General Property (Real Estate)	$ 0.00	$ 3,581,022.89	$ 3,581,022.89	$ 2,020,405.00	$ 3,714,796.63	$ 1,694,391.63
01.020 Tangible Personal Property Tax	0.00	312,241.57	312,241.57	297,548.00	312,241.57	14,693.57
01.030 Income Tax	0.00	0.00	0.00	0.00	0.00	0.00
01.035 Unrestricted Grants-in-Aid	256,744.00	220,174.24	(36,569.76)	981,723.00	903,156.14	(78,566.86)
01.040 Restricted Grants-in-Aid	104,484.00	60,373.64	(44,110.36)	226,055.00	223,916.94	(2,138.06)
01.045 Restricted Federal Grants-in-Aid - SFSF	0.00	0.00	0.00	0.00	0.00	0.00
01.050 State Reimbursement for Property Tax Credits	7,993.00	808.76	(7,184.24)	2,374,428.00	1,746,302.27	(628,125.73)
01.060 All Other Operating Revenue	141,366.00	94,707.14	(46,658.86)	496,802.00	478,937.43	(17,864.57)
01.070 Total Revenue	510,587.00	4,269,328.24	3,758,741.24	6,396,961.00	7,379,350.98	982,389.98
02.010 Proceeds from Sale of Notes	0.00	0.00	0.00	0.00	0.00	0.00
02.020 State Emergency Loans & Advancements (Approved)	0.00	0.00	0.00	0.00	0.00	0.00
02.040 Operating Transfers-In	0.00	0.00	0.00	0.00	0.00	0.00
02.050 Advances-In	0.00	0.00	0.00	0.00	0.00	0.00
02.060 All Other Financial Sources	0.00	1,525.00	1,525.00	0.00	18,264.68	18,264.68
02.070 Total Other Financing Sources	0.00	1,525.00	1,525.00	0.00	18,264.68	18,264.68
02.080 Total Revenues and Other Financing Sources	510,587.00	4,270,853.24	3,760,266.24	6,396,961.00	7,397,615.66	1,000,654.66
03.010 Personal Services	650,951.00	699,686.09	48,735.09	2,262,132.00	2,255,605.77	(6,526.23)
03.020 Employees' Retirement/Insurance Benefits	287,104.00	297,589.06	10,485.06	1,134,972.00	1,134,812.08	(159.92)
03.030 Purchased Services	383,994.00	254,302.76	(129,691.24)	792,429.00	570,417.12	(222,011.88)
03.040 Supplies and Materials	55,060.00	43,404.33	(11,655.67)	200,413.00	249,552.85	49,139.85
03.050 Capital Outlay	0.00	(189.64)	(189.64)	0.00	0.00	0.00
03.060 Intergovernmental	0.00	0.00	0.00	0.00	0.00	0.00
04.010 Debt Service: All Principal (Historical)	0.00	0.00	0.00	0.00	0.00	0.00
04.020 Debt Service: Principal-Notes	0.00	0.00	0.00	0.00	0.00	0.00
04.030 Debt Service: Principal - State Loans	0.00	0.00	0.00	0.00	0.00	0.00
04.040 Debt Service: Principal - State Advancements	0.00	0.00	0.00	0.00	0.00	0.00
04.050 Debt Service: Principal - HB 264 Loans	0.00	0.00	0.00	0.00	0.00	0.00
04.055 Debt Service: Principal - Other	0.00	0.00	0.00	0.00	0.00	0.00
04.060 Debt Service: Interest and Fiscal Charges	0.00	0.00	0.00	0.00	0.00	0.00
04.300 Other Objects	11,186.00	87,512.96	76,326.96	104,048.00	109,773.64	5,725.64
04.500 Total Expenditures	1,388,295.00	1,382,305.56	(5,989.44)	4,493,994.00	4,320,161.46	(173,832.54)
05.010 Operational Transfers - Out	0.00	0.00	0.00	50,000.00	0.00	(50,000.00)
05.020 Advances - Out	0.00	0.00	0.00	0.00	0.00	0.00
05.030 All Other Financing Uses	0.00	0.00	0.00	0.00	0.00	0.00
05.040 Total Other Financing Uses	0.00	0.00	0.00	50,000.00	0.00	(50,000.00)
05.050 Total Expenditure and Other Financing Uses	1,388,295.00	1,382,305.56	(5,989.44)	4,543,994.00	4,320,161.46	(223,832.54)
06.010 Excess Rev & Oth Financing Sources over(under) Exp & Oth F	(877,708.00)	2,888,547.68	3,766,255.68	1,852,967.00	3,077,454.20	1,224,487.20
07.010 Cash Balance-July1 -Excluding Proposed Renew/Replace & New	0.00	12,978,530.74	12,978,530.74	0.00	12,789,624.22	12,789,624.22
07.020 Cash Balance June 30	(877,708.00)	15,867,078.42	16,744,786.42	1,852,967.00	15,867,078.42	14,014,111.42
08.010 Estimated Encumbrances June 30	0.00	2,548,028.69	2,548,028.69	0.00	2,548,028.69	2,548,028.69

Cafeteria Fund- FY 2023 Thru FY 2027

BEGINNING BALANCE FY27	JULY	AUGUST	SEPTEMBER	OCTOBER	NOVEMBER	DECEMBER	JANUARY	FEBRUARY	MARCH	APRIL	MAY	JUNE
$417,465.69												
Monthly Receipts	105.88	5,167.66	38,831.62	10,716.81								
Fiscal Year-to-Date Receipts	105.88	5,273.54	44,105.16	54,821.97	54,821.97	54,821.97	54,821.97	54,821.97	54,821.97	54,821.97	54,821.97	54,821.97
Monthly Expenditures	27,911.62	27,571.68	78,446.52	65,654.04								
Fiscal Year-to-Date Expenditures	27,911.62	55,483.30	133,929.82	199,583.86	199,583.86	199,583.86	199,583.86	199,583.86	199,583.86	199,583.86	199,583.86	199,583.86
Current Fund Balance	389,659.95	367,255.93	327,641.03	272,703.80	272,703.80	272,703.80	272,703.80	272,703.80	272,703.80	272,703.80	272,703.80	272,703.80
Encumbrances	398,075.14	388,930.30	328,632.34	288,847.61								
Unencumbered Fund Balance	-8,415.19	-21,674.37	-991.31	-16,143.81	272,703.80	272,703.80	272,703.80	272,703.80	272,703.80	272,703.80	272,703.80	272,703.80
BEGINNING BALANCE FY26	**JULY**	**AUGUST**	**SEPTEMBER**	**OCTOBER**	**NOVEMBER**	**DECEMBER**	**JANUARY**	**FEBRUARY**	**MARCH**	**APRIL**	**MAY**	**JUNE**
$458,381.73												
Monthly Receipts	116.91	4,372.85	37,322.32	9,976.87	69,553.85	114,779.15	34,271.08	27,599.26	50,784.08	62,691.40	58,353.45	43,251.68
Fiscal Year-to-Date Receipts	116.91	4,489.76	41,812.08	51,788.95	121,342.80	236,121.95	270,393.03	297,992.29	348,776.37	411,467.77	469,821.22	513,072.90
Monthly Expenditures	25,820.46	24,108.78	46,181.60	63,147.27	63,403.13	49,391.90	42,586.98	43,076.43	42,573.84	53,485.24	57,889.71	42,323.60
Fiscal Year-to-Date Expenditures	25,820.46	49,929.24	96,110.84	159,258.11	222,661.24	272,053.14	314,640.12	357,716.55	400,290.39	453,775.63	511,665.34	553,988.94
Current Fund Balance	432,678.18	412,942.25	404,082.97	350,912.57	357,063.29	422,450.54	414,134.64	398,657.47	406,867.71	416,073.87	416,537.61	417,465.69
Encumbrances	365,553.19	359,338.85	331,747.14	290,668.72	244,905.73	212,800.30	190,653.84	165,257.81	137,560.27	100,630.35	56,878.13	44,654.04
Unencumbered Fund Balance	67,124.99	53,603.40	72,335.83	60,243.85	112,157.56	209,650.24	223,480.80	233,399.66	269,307.44	315,443.52	359,659.48	372,811.65
BEGINNING BALANCE FY25	**JULY**	**AUGUST**	**SEPTEMBER**	**OCTOBER**	**NOVEMBER**	**DECEMBER**	**JANUARY**	**FEBRUARY**	**MARCH**	**APRIL**	**MAY**	**JUNE**
$497,388.59												
Monthly Receipts	134.51	4,458.15	40,532.18	62,126.20	8,616.48	112,089.55	35,676.30	4,888.19	88,822.50	53,271.54	64,462.46	45,028.02
Fiscal Year-to-Date Receipts	134.51	4,592.66	45,124.84	107,251.04	115,867.52	227,957.07	263,633.37	268,521.56	357,344.06	410,615.60	475,078.06	520,106.08
Monthly Expenditures	16,889.57	15,857.33	45,915.16	60,580.62	60,952.97	50,576.46	40,875.28	43,584.17	51,467.94	45,335.23	64,758.69	62,319.52
Fiscal Year-to-Date Expenditures	16,889.57	32,746.90	78,662.06	139,242.68	200,195.65	250,772.11	291,647.39	335,231.56	386,699.50	432,034.73	496,793.42	559,112.94
Current Fund Balance	480,633.53	469,234.35	463,851.37	465,396.95	413,060.46	474,573.55	469,374.57	430,678.59	468,033.15	475,969.46	475,673.23	458,381.73
Encumbrances	108,350.00	357,614.17	330,014.42	294,531.88	251,716.86	218,180.24	193,023.11	166,167.20	131,738.71	102,447.30	58,433.06	8,043.63
Unencumbered Fund Balance	372,283.53	111,620.18	133,836.95	170,865.07	161,343.60	256,393.31	276,351.46	264,511.39	336,294.44	373,522.16	417,240.17	450,338.10
BEGINNING BALANCE FY24	**JULY**	**AUGUST**	**SEPTEMBER**	**OCTOBER**	**NOVEMBER**	**DECEMBER**	**JANUARY**	**FEBRUARY**	**MARCH**	**APRIL**	**MAY**	**JUNE**
$490,267.84												
Monthly Receipts	225.96	17,829.02	39,617.19	62,609.28	19,949.97	94,895.34	42,487.93	45,562.52	85,310.84	52,260.89	61,674.63	40,713.08
Fiscal Year-to-Date Receipts	225.96	18,054.98	57,672.17	120,281.45	140,231.42	235,126.76	277,614.69	323,177.21	408,488.05	460,748.94	522,423.57	563,136.65
Monthly Expenditures	16,655.74	17,591.54	43,964.55	59,170.94	53,535.70	52,764.29	39,193.41	52,412.61	50,370.71	46,655.07	55,664.60	68,036.74
Fiscal Year-to-Date Expenditures	16,655.74	34,247.28	78,211.83	137,382.77	190,918.47	243,682.76	282,876.17	335,288.78	385,659.49	432,314.56	487,979.16	556,015.90
Current Fund Balance	473,838.06	474,075.54	469,728.18	473,166.52	439,580.79	481,711.84	485,006.36	478,156.27	513,096.40	518,702.22	524,712.25	497,388.59
Encumbrances	323,927.66	321,826.80	295,340.69	258,640.13	226,845.48	191,105.97	168,923.29	136,292.28	101,740.54	71,900.65	54,214.13	229.35
Unencumbered Fund Balance	149,910.40	152,248.74	174,387.49	214,526.39	212,735.31	290,605.87	316,083.07	341,863.99	411,355.86	446,801.57	470,498.12	497,159.24
BEGINNING BALANCE FY23	**JULY**	**AUGUST**	**SEPTEMBER**	**OCTOBER**	**NOVEMBER**	**DECEMBER**	**JANUARY**	**FEBRUARY**	**MARCH**	**APRIL**	**MAY**	**JUNE**
$449,258.22												
Monthly Receipts	425.03	12.72	24,568.22	21,537.54	90,841.09	53,156.26	48,661.55	54,630.65	58,826.27	94,280.67	51,905.51	50,269.52
Fiscal Year-to-Date Receipts	425.03	437.75	25,005.97	46,543.51	137,384.60	190,540.86	239,202.41	293,833.06	352,659.33	446,940.00	498,845.51	549,115.03
Monthly Expenditures	13,534.38	16,465.40	25,316.45	47,714.08	49,067.34	53,005.15	36,709.76	47,714.60	47,306.24	54,633.48	41,059.69	75,578.84
Fiscal Year-to-Date Expenditures	13,534.38	29,999.78	55,316.23	103,030.31	152,097.65	205,102.80	241,812.56	289,527.16	336,833.40	391,466.88	432,526.57	508,105.41
Current Fund Balance	436,148.87	419,696.19	418,947.96	392,771.42	434,545.17	434,696.28	446,648.07	453,564.12	465,084.15	504,731.34	515,577.16	490,267.84
Encumbrances	291,152.22	288,063.97	278,526.66	245,673.02	213,687.74	175,587.00	154,274.16	126,423.18	97,434.73	58,954.38	57,675.59	310.37
Unencumbered Fund Balance	144,996.65	131,632.22	140,421.30	147,098.40	220,857.43	259,109.28	292,373.91	327,140.94	367,649.42	445,776.96	457,901.57	489,957.47