GUNNISON WATERSHED SCHOOL DISTRICT
Driven to Be the Difference

GWSD - 4th Quarter Financial Report
Fiscal Year 25-26
July 1, 2025 - June 30, 2026

General Fund - Fund 10

Revenue	Budget	Q4 Collections	Balance	% earned	Prior Year
Local	$ 23,382,451.72	$ 23,359,643.45	$ 22,808.27	100%	$ 20,947,691.35
State	$ 6,292,021.68	$ 6,152,685.58	$ 139,336.10	98%	$ 7,493,518.65
Federal	$ 1,160,387.18	$ 1,127,654.93	$ 32,732.25	97%	$ 1,505,177.00
Allocations	$ (1,153,423.00)	$ (1,019,627.23)	$ (133,795.77)	88%	$ (1,415,962.68)
TOTAL	**$ 29,681,437.58**	**$ 29,620,356.73**	**$ 61,080.85**		**$ 28,530,424.32**

Expenses by Object	Budget	Q4 Expenses	Balance	% spent	Prior Year
Salaries	$ 18,369,822.32	$ 18,614,520.91	$ (244,698.59)	101%	$ 17,607,172.75
Employee Benefits	$ 6,455,361.09	$ 5,957,182.44	$ 498,178.65	92%	$ 6,093,393.12
Professional Services	$ 1,430,750.00	$ 1,187,945.89	$ 242,804.11	83%	$ 1,174,112.98
Property Services	$ 1,256,941.70	$ 1,231,563.75	$ 25,377.95	98%	$ 1,005,428.19
Other Services	$ 1,023,099.34	$ 987,539.62	$ 35,559.72	97%	$ 859,311.94
Supplies & Materials	$ 1,293,570.69	$ 1,215,489.27	$ 78,081.42	94%	$ 1,219,058.64
Capital Outlay	$ 135,296.57	$ 109,493.40	$ 25,803.17	81%	$ 517,718.80
Other Objects	$ 438,812.00	$ 465,740.00	$ (26,928.00)	106%	$ 523,760.88
TOTAL	**$ 30,403,653.71**	**$ 29,769,475.28**	**$ 634,178.43**		**$ 28,999,957.30**

Beginning Fund Bal	$ 9,635,885
Net Income (Loss)	$ (149,119)
Q End Fund Bal	**$ 9,486,767**
Cash on Hand	$ 10,949,291
Receivables	$ 1,784,470
Pre-Pays	$ 239,127
Liabilities	$ (3,486,121)
Balance Sheet	**$ 9,486,767**

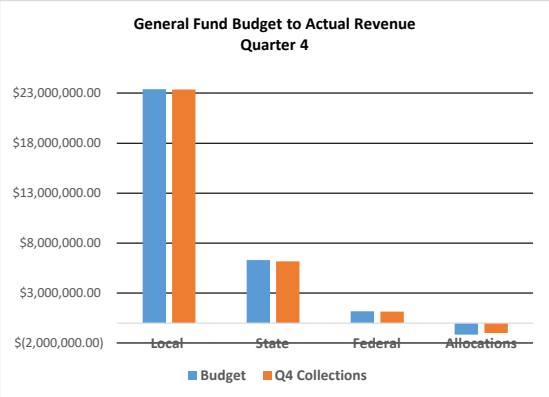

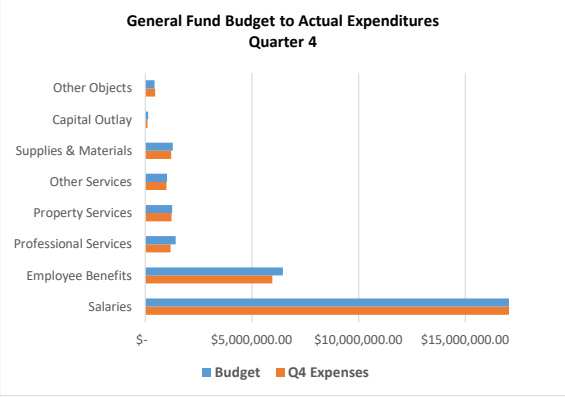

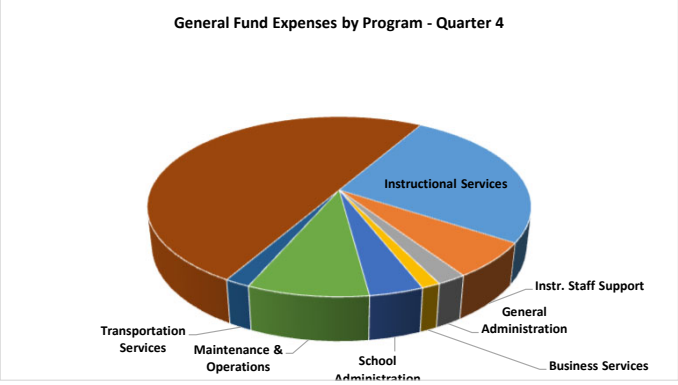

GUNNISON WATERSHED SCHOOL DISTRICT
Driven to Be the Difference

GWSD - 4th Quarter Financial Report
Fiscal Year 25-26
July 1, 2025 - June 30, 2026

Mill Levy Override Fund - Fund 26

Revenue	Budget	Q4 Collections	Balance	% earned	Prior Year
Local	$ 2,665,000.00	$ 2,745,727.57	$ (80,727.57)	103%	$ 2,645,947.56
TOTAL	**$ 2,665,000.00**	**$ 2,745,727.57**	**$ (80,727.57)**		**$ 2,645,947.56**

Expenses by Object	Budget	Q4 Expenses	Balance	% spent	Prior Year
Salaries	$ 894,120.00	$ 871,803.11	$ 22,316.89	98%	$ 1,138,521.12
Employee Benefits	$ 301,509.89	$ 274,054.37	$ 27,455.52	91%	$ 358,032.88
Professional Services	$ 134,135.00	$ 109,057.39	$ 25,077.61	81%	$ 73,302.49
Property Services	$ 346,300.00	$ 266,315.07	$ 79,984.93	77%	$ 159,325.52
Other Services	$ 175,989.07	$ 132,390.38	$ 43,598.69	75%	$ 162,847.14
Supplies & Materials	$ 707,865.00	$ 598,288.24	$ 109,576.76	85%	$ 481,640.95
Capital Outlay	$ 515,500.00	$ 504,511.97	$ 10,988.03	98%	$ 353,706.19
Other Objects	$ -	$ -	$ -	#DIV/0!	$ 6,266.17
TOTAL	**$ 3,075,418.96**	**$ 2,756,420.53**	**$ 318,998.43**		**$ 2,733,642.46**

Beginning Fund Bal	$ 4,207,504
Net Income (Loss)	$ (10,693)
Q End Fund Bal	**$ 4,196,811**
Cash on Hand	$ 3,791,404
Receivables	$ 187,652
Pre-Paid Expenses	$ 434,074
Liabilities	$ (216,318)
Balance Sheet	**$ 4,196,811**

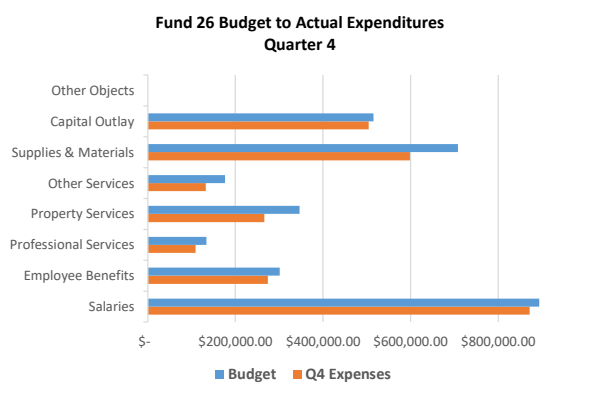

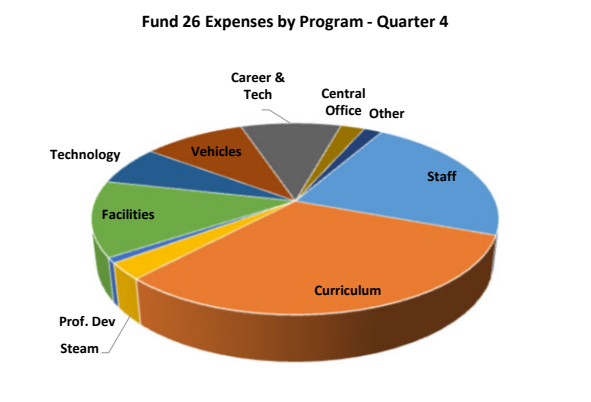

GUNNISON WATERSHED SCHOOL DISTRICT
Driven to Be the Difference

GWSD - 4th Quarter Financial Report
Fiscal Year 25-26
July 1, 2025 - June 30, 2026

Marble Charter Fund - Fund 11

Revenue	Budget	Q4 Collections	Balance	% earned	Prior Year
Local	$ 254,739.07	$ 292,580.68	$ (37,841.61)	115%	$ 169,479.51
State	$ 145,544.00	$ 148,714.44	$ (3,170.44)	102%	$ 138,364.37
Bond Interest	$ 12,000.00	$ 14,573.13	$ (2,573.13)	121%	$ 115,971.40
Bond BEST Grant	$ 1,000,000.00	$ 955,489.31	$ 44,510.69	96%	$ 47,619.17
Allocations	$ 503,423.73	$ 483,655.06	$ 19,768.67	96%	$ 491,516.12
TOTAL	**$ 1,915,706.80**	**$ 1,895,012.62**	**$ 20,694.18**		**$ 962,950.57**

Expenses by Object	Budget	Q4 Expenses	Balance	% spent	Prior Year
Salaries	$ 497,930.00	$ 475,246.24	$ 22,683.76	95%	$ 491,795.20
Employee Benefits	$ 174,531.21	$ 158,000.88	$ 16,530.33	91%	$ 162,683.43
Professional Services	$ 50,500.00	$ 36,267.50	$ 14,232.50	72%	$ 31,345.93
Property Services	$ 15,000.00	$ 12,174.61	$ 2,825.39	81%	$ 12,065.61
Other Services	$ 60,000.00	$ 61,575.11	$ (1,575.11)	103%	$ 63,476.77
Supplies & Materials	$ 52,000.00	$ 54,832.44	$ (2,832.44)	105%	$ 62,536.83
Capital Outlay	$ 86,750.00	$ 9,803.80	$ 76,946.20	11%	$ 13,551.00
Bond Expenses	$ 1,955,000.00	$ 1,692,751.41	$ 262,248.59	87%	$ 471,780.55
TOTAL	**$ 2,891,711.21**	**$ 2,500,651.99**	**$ 391,059.22**		**$ 1,309,235.32**

Beginning Bal - Ops		$ 378,326
Beginning Bal - Bond		$ 730,501
Total Fund Beg Bal		$ 1,108,827
Net Income (Loss)		$ (605,639)
Q End Fund Bal		**$ 503,188**
	Ops	$ 344,746
	Bond	$ 158,441
Cash on Hand		$ 588,738
Receivables		$ -
Pre-Paid Expenses		$ -
Liabilities		$ (85,550)
Balance Sheet		**$ 503,188**

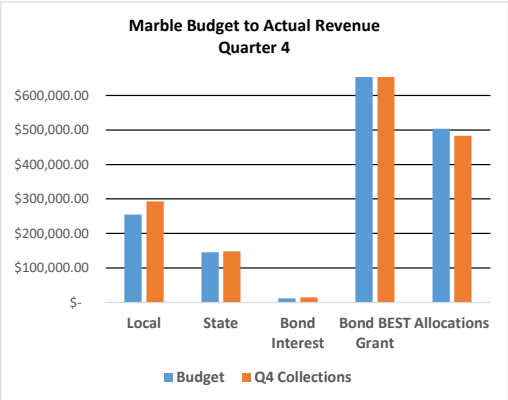

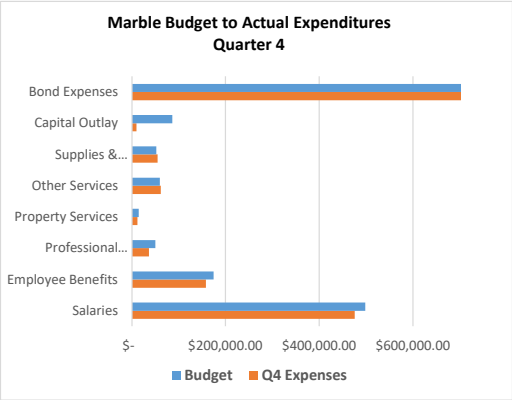

GUNNISON WATERSHED SCHOOL DISTRICT
Driven to Be the Difference

GWSD - 4th Quarter Financial Report
Fiscal Year 25-26
July 1, 2025 - June 30, 2026

Food Service Fund - Fund 21

Revenue	Budget	Q4 Collections	Balance	% earned	Prior Year
Local Revenue	$ 12,750.00	$ 29,422.15	$ (16,672.15)	231%	$ 32,720.37
State Revenue	$ 541,145.00	$ 513,530.54	$ 27,614.46	95%	$ 524,326.29
Federal Revenue	$ 383,355.20	$ 437,565.63	$ (54,210.43)	114%	$ 415,098.90
Allocations	$ 650,000.00	$ 550,000.00	$ 100,000.00	85%	$ 625,000.00
TOTAL	**$ 1,587,250.20**	**$ 1,530,518.32**	**$ 56,731.88**		**$ 1,597,145.56**

Expenses by Object	Budget	Q4 Expenses	Balance	% spent	Prior Year
Salaries	$ 758,551.00	$ 709,680.36	$ 48,870.64	94%	$ 630,083.14
Employee Benefits	$ 302,835.00	$ 234,217.73	$ 68,617.27	77%	$ 205,593.49
Property Services	$ 10,000.00	$ 2,345.46	$ 7,654.54	23%	$ 10,000.00
Other Services	$ 5,000.00	$ 1,503.26	$ 3,496.74	30%	$ 2,303.37
Supplies & Materials	$ 633,923.16	$ 589,138.31	$ 44,784.85	93%	$ 639,181.42
Equipment	$ 40,000.00	$ 13,799.81	$ 26,200.19	34%	$ 8,086.26
TOTAL	**$ 1,750,309.16**	**$ 1,550,684.93**	**$ 199,624.23**		**$ 1,495,247.68**

Beginning Fund Bal	$ 500,621
Net Income (Loss)	$ (20,167)
Q End Fund Bal	$ 480,454
Cash on Hand	$ 474,615
Receivables	$ 117,493
Inventory	$ 13,469
Liabilities	$ (125,123)
Balance Sheet	$ 480,454

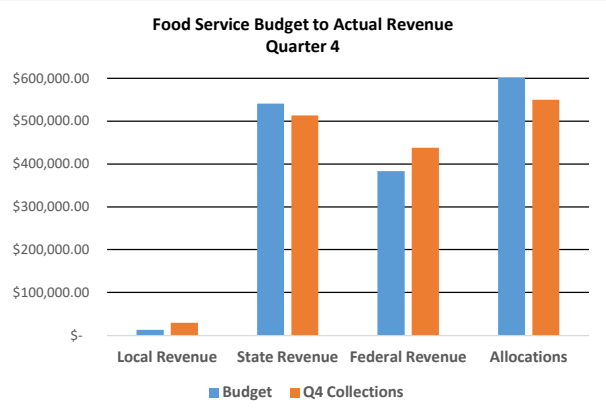

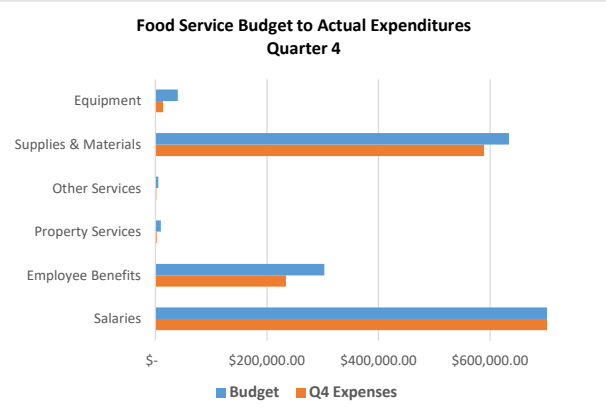

GUNNISON WATERSHED SCHOOL DISTRICT
Driven to Be the Difference

GWSD - 4th Quarter Financial Report
Fiscal Year 25-26
July 1, 2025 - June 30, 2026

Student Activity Fund - Fund 23

Revenue	Budget	Q4 Collections	Balance	% earned	Prior Year
Revenue/Fees	$ 609,165.00	$ 800,421.19	$ (191,256.19)	131%	$ 772,532.03
Donations	$ 91,000.00	$ 167,404.00	$ (76,404.00)	184%	$ 108,542.78
Interest	$ 50,000.00	$ 51,662.66	$ (1,662.66)	103%	$ 59,205.33
Transfers	$ 563,977.00	$ 563,977.00	$ -	100%	$ 1,376,729.00
TOTAL	**$ 1,314,142.00**	**$ 1,583,464.85**	**$ (269,322.85)**		**$ 2,317,009.14**

Expenses by Object	Budget	Q4 Expenses	Balance	% spent	Prior Year
Salaries	$ 406,242.73	$ 380,685.41	$ 25,557.32	94%	$ 369,365.87
Employee Benefits	$ 91,872.00	$ 87,839.43	$ 4,032.57	96%	$ 86,031.91
Professional Services	$ 1,324,698.17	$ 885,705.02	$ 438,993.15	67%	$ 871,069.94
Travel	$ 83,094.00	$ 54,156.39	$ 28,937.61	65%	$ 53,677.40
Supplies & Materials	$ 34,500.00	$ 8,872.56	$ 25,627.44	26%	$ 23,156.52
Capital Outlay	$ 486,131.00	$ 449,552.27	$ 36,578.73	92%	$ 474,031.33
Transportation	$ 158,131.00	$ 150,408.67	$ 7,722.33	95%	$ 137,700.54
TOTAL	**$ 2,584,668.90**	**$ 2,017,219.75**	**$ 567,449.15**		**$ 2,015,033.51**

Beginning Fund Bal	$ 1,799,846
Net Income/Loss	$ (433,755)
Q End Fund Bal	$ 1,366,091
Cash on Hand	$ 1,393,456
Receivables	$ 25,000
Liabilities	$ (52,365)
Balance Sheet	$ 1,366,091

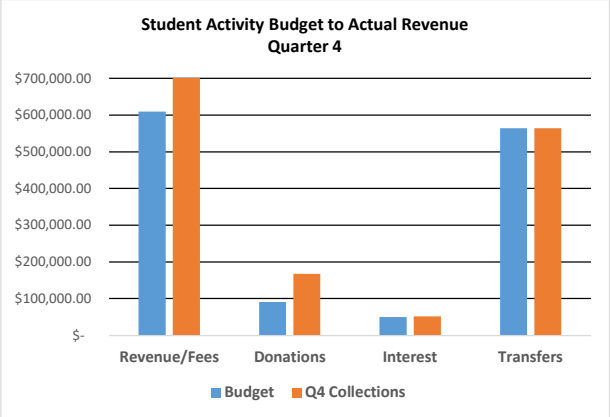

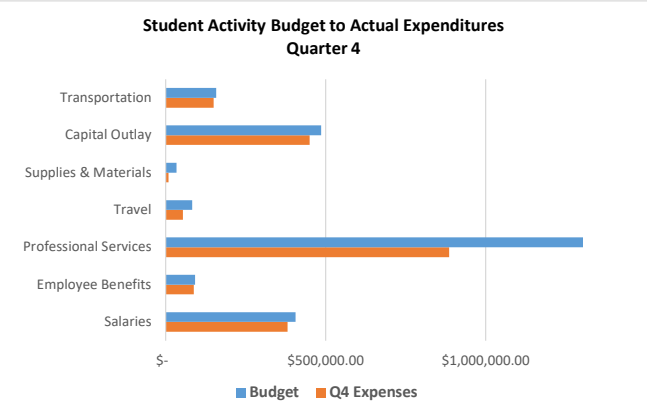

GUNNISON WATERSHED SCHOOL DISTRICT
Driven to Be the Difference

GWSD - 4th Quarter Financial Report
Fiscal Year 25-26
July 1, 2025 - June 30, 2026

Bond Project Fund - Fund 41

Revenue	Budget	Q4 Collections	Balance	% earned	Prior Year
Interest Earnings	$ 1,222,657.00	$ 1,277,808.07	$ (55,151.07)	105%	$ 4,472,736.16
Miscellaneous Revenue	$ 1,463,156.00	$ 1,454,181.00	$ 8,975.00		$ 11,085.00
Grant Funds	$ 1,443,588.00	$ 1,443,588.18	$ (0.18)		$ 3,848,467.77
TOTAL	**$ 4,129,401.00**	**$ 4,175,577.25**	**$ (46,176.25)**		**$ 8,332,288.93**

Expenses by Object	Budget	Q4 Expenses	Balance	% spent	Prior Year
Architect & Engineering	$ 833,200.00	$ 864,907.47	$ (31,707.47)	104%	$ 1,753,476.27
Major Renovation	$ 47,209,205.00	$ 39,028,983.11	$ 8,180,221.89	83%	$ 54,552,301.35
Non-Capital Equip	$ 892,530.00	$ 532,104.70	$ 360,425.30		$ -
Capitalized Equip	$ 875,000.00	$ 179,439.34	$ 695,560.66	21%	$ 1,720,329.14
Goods and Services	$ 2,275,000.00	$ 1,934,557.48	$ 340,442.52	85%	$ 1,509,235.61
TOTAL	**$ 52,084,935.00**	**$ 42,539,992.10**	**$ 9,544,942.90**		**$ 59,535,342.37**

Beginning Fund Bal	$ 55,601,530
Net Income (Loss)	$ (38,364,415)
Q End Fund Bal	$ 17,237,115
Cash on Hand	$ 22,419,908
Receivables	$ 331,186
Liabilities	$ (5,513,979)
	$ 17,237,115

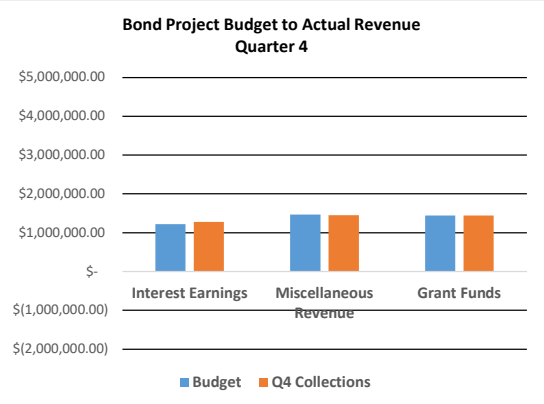

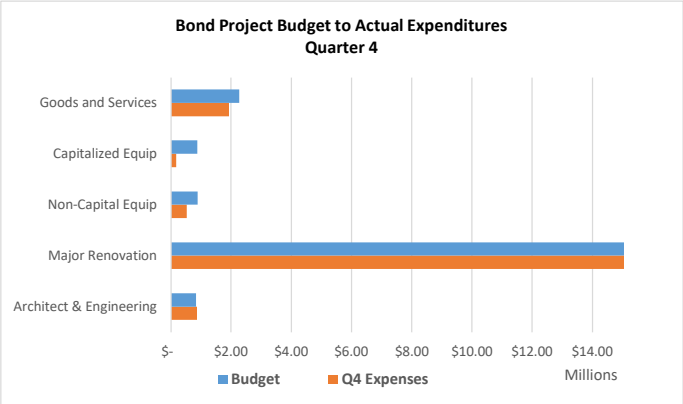

GUNNISON WATERSHED SCHOOL DISTRICT
Driven to Be the Difference

GWSD - 4th Quarter Financial Report
Fiscal Year 25-26
July 1, 2025 - June 30, 2026

Health Insurance Fund - Fund 61

Revenue	Budget	Q4 Collections	Balance	% earned	Prior Year
Interest	$ 85,000.00	$ 83,955.93	$ 1,044.07	99%	$ 95,717.53
Premiums	$ 2,525,000.00	$ 2,660,708.00	$ (135,708.00)	105%	$ 2,559,557.44
Stop Loss Reimb	$ 310,000.00	$ 640,023.68	$ (330,023.68)	206%	$ 446,580.60
TOTAL	**$ 2,920,000.00**	**$ 3,384,687.61**	**$ (464,687.61)**		**$ 3,101,855.57**

Expenses by Object	Budget	Q4 Expenses	Balance	% spent	Prior Year
Plan Administration	$ 94,660.00	$ 101,120.61	$ (6,460.61)	107%	$ 100,633.09
Claims	$ 2,450,000.00	$ 2,109,064.92	$ 340,935.08	86%	$ 2,190,997.17
Stop Loss Admin	$ 874,131.00	$ 898,525.52	$ (24,394.52)	103%	$ 693,637.11
TOTAL	**$ 3,418,791.00**	**$ 3,108,711.05**	**$ 310,079.95**		**$ 2,985,267.37**

Beginning Fund Bal	$ 2,590,697
Net Income (Loss)	$ 275,977
Q End Fund Bal	$ 2,866,673
Cash on Hand	$ 3,037,834
Receivables	$ 2,555
Liabilities	$ -
IBNR	$ (173,716)
Balance Sheet	$ 2,866,673

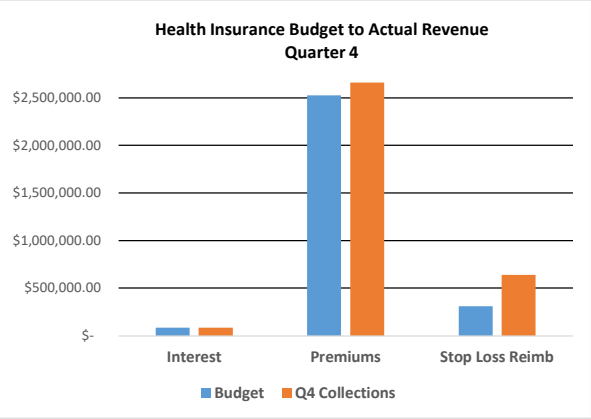

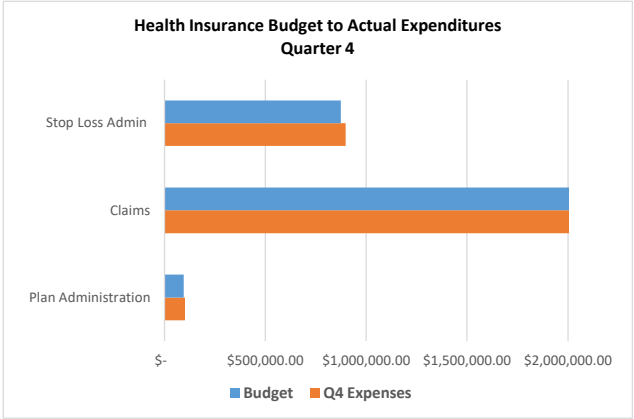

GUNNISON WATERSHED SCHOOL DISTRICT
Driven to Be the Difference

GWSD - 4th Quarter Financial Report
Fiscal Year 25-26
July 1, 2025 - June 30, 2026

Bond Fund - Fund 31

Revenue	Budget	Q4 Collections	Balance	% earned	Prior Year
Taxes (Local)	$ 9,400,000.00	$ 9,365,392.25	$ 34,607.75	100%	$ 9,292,911.89
Interest	$ 10,000.00	$ 30,935.76	$ (20,935.76)	309%	$ 17,548.92
TOTAL	**$ 9,410,000.00**	**$ 9,396,328.01**	**$ 13,671.99**		**$ 9,310,460.81**

Expenses by Object	Budget	Q4 Expenses	Balance	% spent	Prior Year
Payments to Escrow Agt	$ 3,000.00	$ 800.00	$ 2,200.00	27%	$ 1,200.00
Interest Payments	$ 5,218,789.86	$ 5,218,789.86	$ -	100%	$ 5,333,742.26
Bond Principal	$ 3,910,000.00	$ 3,910,000.00	$ -	100%	$ 3,740,000.00
TOTAL	**$ 9,131,789.86**	**$ 9,129,589.86**	**$ 2,200.00**		**$ 9,074,942.26**

Beginning Fund Bal	$ 9,997,064
Net Income (Loss)	$ 266,738
Q End Fund Bal	$ 10,263,802
Cash on Hand/Receivables	$ 10,263,802

Capital Reserve Fund - Fund 43

Revenue	Budget	Q4 Collections	Balance	% earned	Prior Year
Interest	$ 150,000.00	$ 173,302.99	$ (23,302.99)	116%	$ 195,238.14
Grant Funds	$ -		$ -		
Fund Transfers	$ -		$ -		$ (410,000.00)
TOTAL	**$ 150,000.00**	**$ 173,302.99**	**$ (23,302.99)**		**$ (214,761.86)**

Expenses by Object	Budget	Q4 Expenses	Balance	% spent	Prior Year
Technology	$ 404,250.00	$ 329,630.89	$ 74,619.11	82%	$ -
Emergency Set-Aside	$ 250,000.00	$ -	$ 250,000.00	0%	$ -
TOTAL	**$ 654,250.00**	**$ 329,630.89**	**$ 324,619.11**		**$ -**

Beginning Fund Bal	$ 4,665,150
Net Income (Loss)	$ (156,328)
Q End Fund Bal	$ 4,508,822
Cash on Hand	$ 4,655,731
Liabilities	$ (146,909)
Balance Sheet	$ 4,508,822