NJSLA Results: Spring 2026 Administrations

Eastern Regional High School

Presented November 16, 2026

NJSLA



- New Jersey Student Learning Assessment
  - Grade 9 Math & English
  - Grade 11 Science
  - Federal & NJQSAC Accountability, School Performance Report

NJSLA-A



- New Jersey Student Learning Assessment –A
  - Spring 2026 first administration of a new adaptive test in ELA & Math
  - Cut Scores established September 9
  - Results available to districts on September 18
- Science is not adaptive (NJSLA-S)

NJSLA-A & NJSLA-S Scores

	Level 1 Did Not Yet Meet	Level 2 Partially Met	Level 3 Approaching	Level 4 Met	Level 5 Exceeded
ELA Grade 9	1383-1485	1486-1511	1512-1534	1535-1580	1581-1693
Alg 1	2321-2429	2430-2468	2469-2499	2500-2549	2550-2640
Geometry	2264-2388	2389-2453	2454-2499	2500-2537	2538-2653
Alg 2	2281-2431	2414-2469	2470-2499	2500-2532	2524-2640

Highlighted areas are passing scores

	Level 1 Below Proficient	Level 2 Near Proficiency	Level 3 Proficient	Level 4 Advanced Proficiency
Science	100-157	158-199	200-249	250-300

Eastern NJSLA Participation



Valid Scores

	2024	2025	2026
Algebra 1	350	310	340
Geometry	116	109	109
Algebra 2	2	1	7
Total Math	468	420	**456**
English	467	421	**441**
Science	464	419	**447**

NJSLA-A Algebra 1 & Geometry

	2022	2023	2024	2025
EASTERN				
Algebra 1	31.2	31.5	39.4	**42.9**
Geometry	58.1	61.2	79.3	**78.0**

Data presented in 2025
Not adaptive test

State				
Algebra 1 (all)	34.8	35.0	39.5	**37.9**
Algebra 1 (HS)*	15	14	19	**16**
Geometry	44.8	50.5	49.0	**56.0**

*** LinkIt 5 Year NJSLA Preliminary Summary data**

Level 1: Not Yet Meeting Expectations
Level 2: Partially Meeting Expectations
Level 3: Approaching Expectations
Level 4: Meeting Expectations
Level 5: Exceeding Expectations

Level 4 & 5 = Scale Score > 750

NJSLA- A Math Proficiency



2026 NEW ADAPTIVE ASSESSEMENT

	Eastern	State	County
Algebra 1	**34**	40	33
Geometry	**72**	51	53
Algebra II	*		

* Less than 10 students took the assessment

Level 1: Not Yet Meeting Expectations
Level 2: Partially Meeting Expectations
Level 3: Approaching Expectations
Level 4: Meeting Expectations
Level 5: Exceeding Expectations

Level 4 & 5 = Scale Score > 2500

Eastern Algebra 1 Subgroup Performance – 9th graders

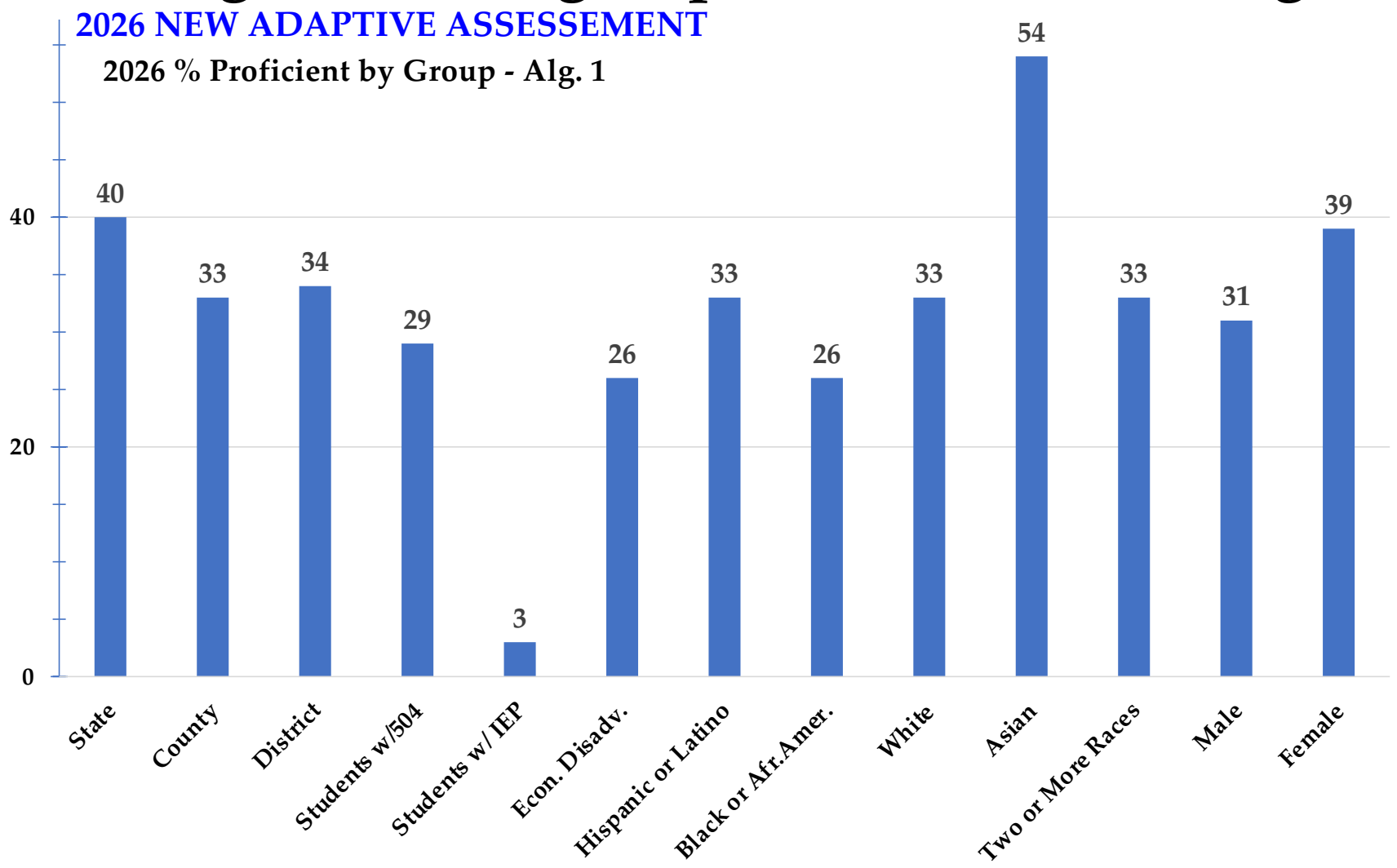

Eastern Algebra 1 Subgroup Performance – 9th graders

Data presented in 2025
Not adaptive test

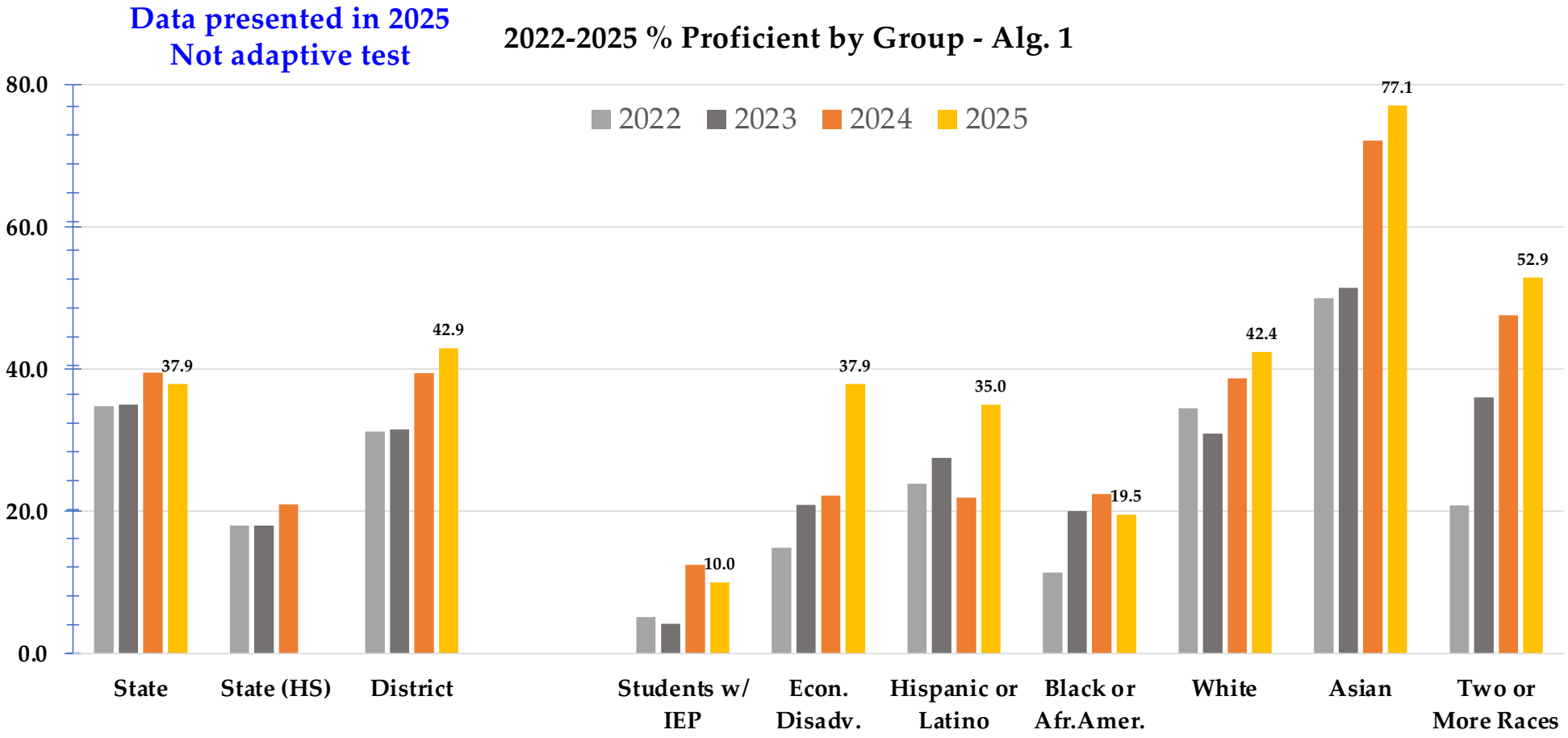

Eastern ELA Subgroup Performance – 9th Graders

2026 NEW ADAPTIVE ASSESSEMENT

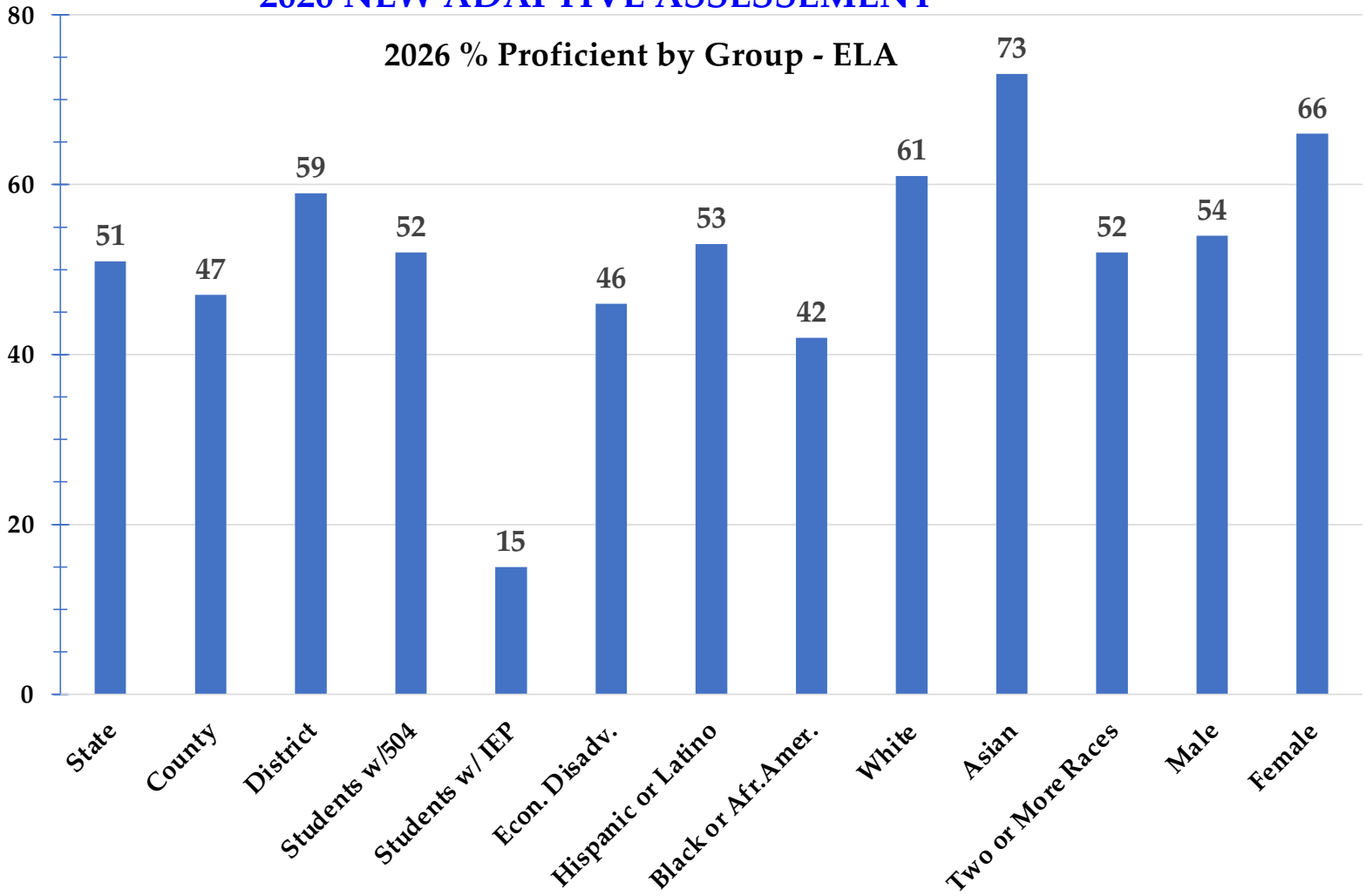

Eastern ELA Subgroup Performance – 9th Graders

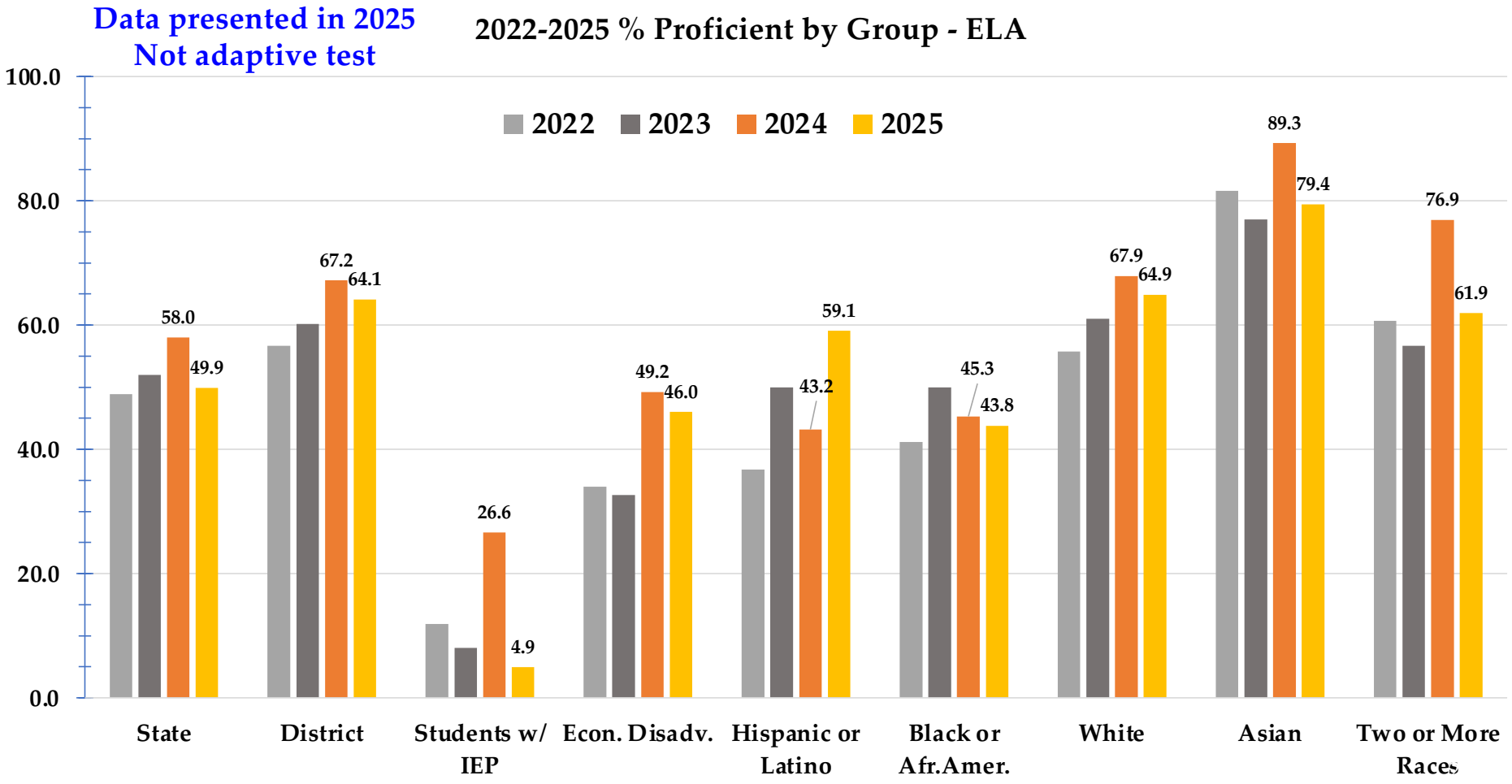

Eastern Science Subgroup Performance - 2026

Not adaptive test

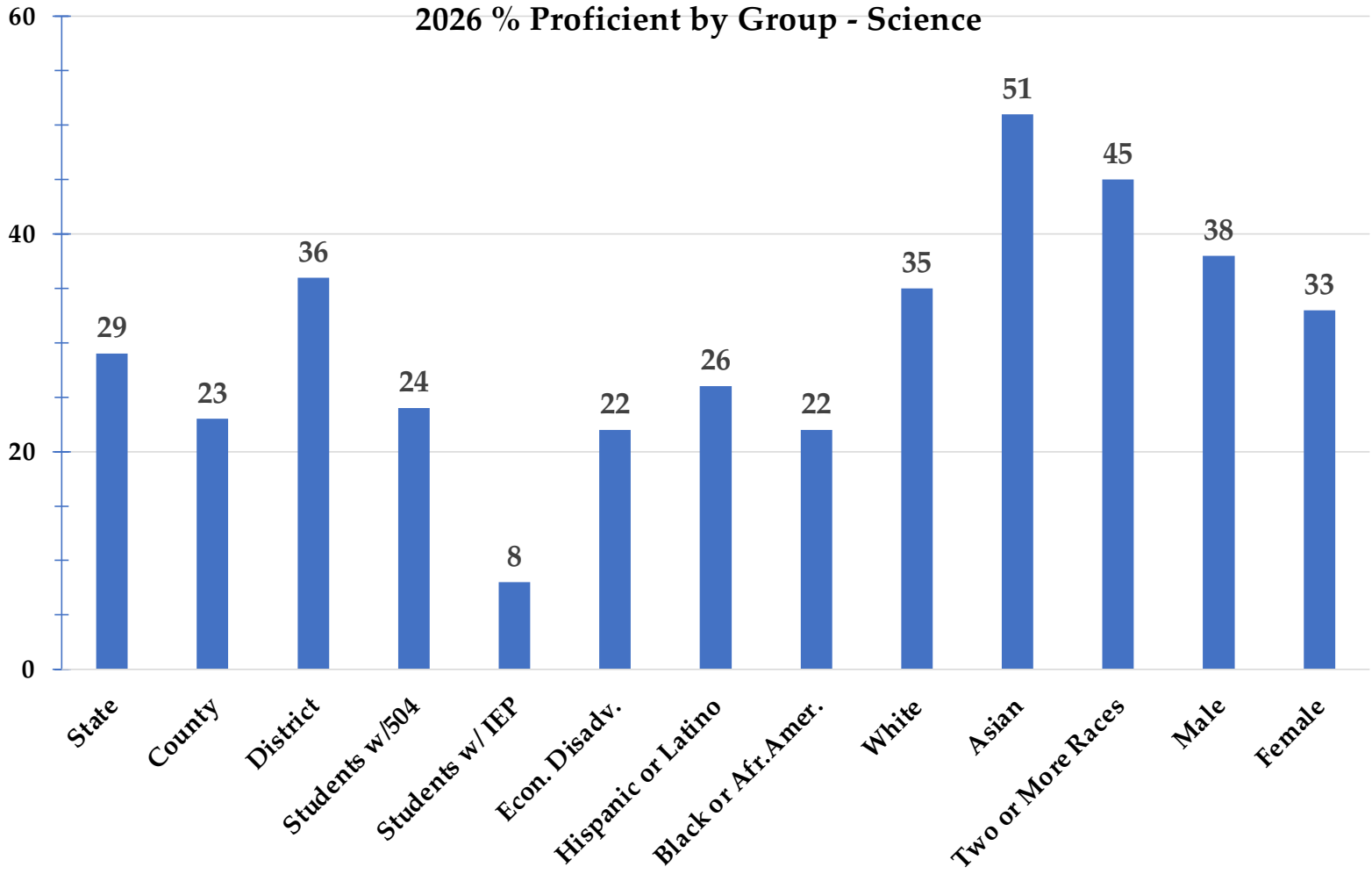

Eastern Science Subgroup Performance

Not adaptive test

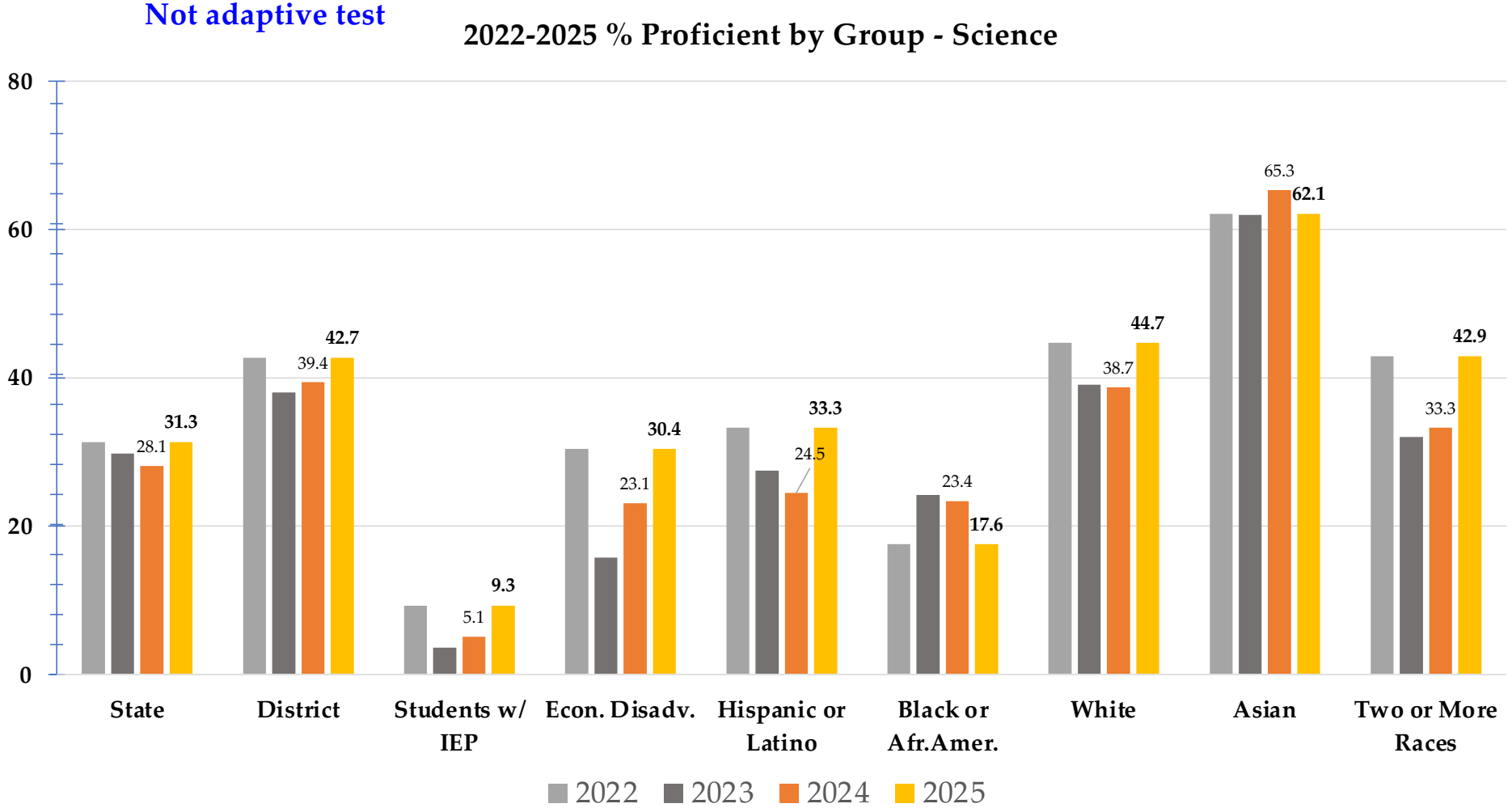

Interventions



- NEW 2026 - Diagnostic and Benchmark Assessments in ELA, Math
  - Adaptive
  - Also provides individualized supports based on student results
- Multi-Tiered System of Supports (MTSS)
  - Adding Title IA Students Supports position for grades 10-12
  - Increasing Academic supports for 10th & 11th graders
  - Instructional practices for all (Tier 1)
    - Mindprint
    - Supporting Student Executive Function
- Continued focus on attendance & culture
- Continue professional development for supervisors and teachers to better understand the new assessment and all of the data it provides.