PUYALLUP SCHOOL DISTRICT
A Tradition of Excellence

AEM Progress Report – July 2026

SAVINGS SNAPSHOT

As Energy Conservation Measures are implemented, utility data will be collected and analyzed to determine Energy Savings. In the coming months those calculations will be able to be completed and tracked, as more ECMs are implemented and the associated savings will continue to increase.

ELECTRIC SAVINGS:

783,024 (kWh

SAVINGS OF APPROXIMATELY 3.2%

NATURAL GAS SAVINGS:

62,105 (THERMS)

SAVINGS OF APPROXIMATELY 12.8%

ESTIMATED COST AVOIDANCE

$218,717

*Cost avoidance calculations are not based on weather normalized data and assume energy consumption would have been the same year over year if no energy conservation measures had occurred.

Puyallup School District's Active Energy Management (AEM) Program is focused on maximizing energy, water, and utility cost savings through low- and no-cost operational opportunities. This report summarizes utility use trends and program activity as data becomes available.

This report covers the calendar months March, April, and May 2026.

PROGRAM HIGHLIGHTS MARCH – MAY 2026

Highlight 1

The following highlights summarize key AEM program activity during March, April, and May 2026.

The Puyallup School District Facilities Team continued making progress on Energy Conservation Measures (ECMs) identified by McKinstry through Reveal Analytics, BMS review, and site investigations.

- Eleven new construction related issues were identified and recorded in CxAlloy during March, April, and May 2026 through Reveal, BMS review, and on-site work.
- 29 existing issues were modified during this period based on findings from site visits and 15 of those issues were closed during this time period.
- Five additional issues identified in CxAlloy were closed during this reporting period.

Highlight 2

Major issues identified during March, April, and May 2026 included the following:

Aylen Junior High School:

- WH#2B showed an igniter current error.
- Hot water pump operation was inconsistent with boiler operation. Some pumps were running while their associated boilers were locked out and turned off, and one pump was disabled. Some HVAC unit supply fans were observed running continuously.
- Sensor issues with various terminal units
- Portions of the building were observed in occupied mode while school was not in session. Scheduling the ATS system was also found to be complicated

Glacier View:

- AHRU-74 had an unreliable outside air temperature sensor. Sensor replacement was recommended.
- AHU-170 had inconsistent communication, and the CO_2 sensor continued to show a low reading of 5.3 ppm. Replacement of the unit controller and CO_2 sensor was recommended.
- AHU-254 had a suspected outside air damper/sensor issue. Follow-up review indicated that the OAT sensor appeared accurate and no communication issues were identified.

McKinstry
For The Life Of Your Building

PUYALLUP SCHOOL DISTRICT
A Tradition of Excellence

AEM Progress Report – July 2026

Emerald Ridge High:

- Hot water boiler distribution pumps PU-1, PU-2, and PU-3 were not rotating based on a lead/lag schedule. PU-1 and PU-2 were rotating, but PU-3 continued to run 24/7.
- Boiler B-2 was not responding to the BMS control signal. The 0–10V signal from the DDC was verified at the boiler, indicating that boiler components may need to be replaced. B-2 was not operating during the site visit.

UPCOMING AREAS OF FOCUS

- McKinstry will continue working with the District to identify, prioritize, and address ongoing operational issues based on the previously developed priority list.
- McKinstry has also developed an audit planning document to focus upcoming efforts on schools that completed Level 2 audits last year and prioritize follow-up work based on each school's EUI gap.

Q3 EUI UPDATE

School/Building Name	CBPS Tier	May 2026 EUI (Q3)	EUI Target	Feb 2026 EUI Gap	May 2026 EUI Gap	Q3 changes
Rogers High School	Tier 1	69.1	54.4	18.0	14.7	-3.3
Ballou Junior High School	Tier 1	56.0	44.1	11.7	11.9	0.2
Glacier View Junior High School	Tier 1	44.9	44.1	10.9	0.8	-10.1
Edgemont Junior High School	Tier 1	52.1	44.1	11.9	8.0	-3.9
Emerald Ridge High School	Tier 1	55.5	52.8	3.2	2.7	-0.5
Aylen Junior High School	Tier 1	49.5	44.1	6.3	5.4	-0.9
Puyallup High School	Tier 1	63.3	53.7	7.9	9.6	1.7
Kalles Junior High School	Tier 1	38.9	44.1	-4.9	-5.2	-0.3

Overall improvement: 6 of the 8 schools reduced their EUI gap from February to May.

- Glacier View JHS had the largest improvement, reducing the gap by 10.1 kBtu/sf, from 10.9 to 0.8.
- Edgemont JHS improved by 3.9, followed by Rogers HS at 3.3.
- Aylen JHS improved by 0.9, and Emerald Ridge HS improved by 0.5.
- Kalles JHS was already below its target and improved slightly further, from 4.9 below target to 5.2 below target.
- Puyallup HS moved further away from its target, with its gap increasing by 1.7.
- Ballou JHS was relatively unchanged, with its gap increasing slightly by 0.2.

YEAR-OVER-YEAR ENERGY COST COMPARISON (ELECTRICITY AND NATURAL GAS)

- Electricity consumption (kWh) electricity consumption was generally comparable, with usage slightly higher in March and April and slightly lower in May, compared to the same period last year.
- Electricity costs increased significantly from March through May 2026 compared to the same period last year. Higher unit energy rates contributed to the increase in total electricity cost.
- Natural gas consumption (therms) decreased from March through May 2026 compared to the same period last year.
- Natural gas costs were generally lower than the same period in 2025, with slightly higher costs in March offset by lower costs in April and May.

McKinstry
For The Life Of Your Building

PUYALLUP SCHOOL DISTRICT
A Tradition of Excellence

AEM Progress Report – July 2026

Year Over Year Electricity Cost by Month at All Schools 06/2024 - 05/2026

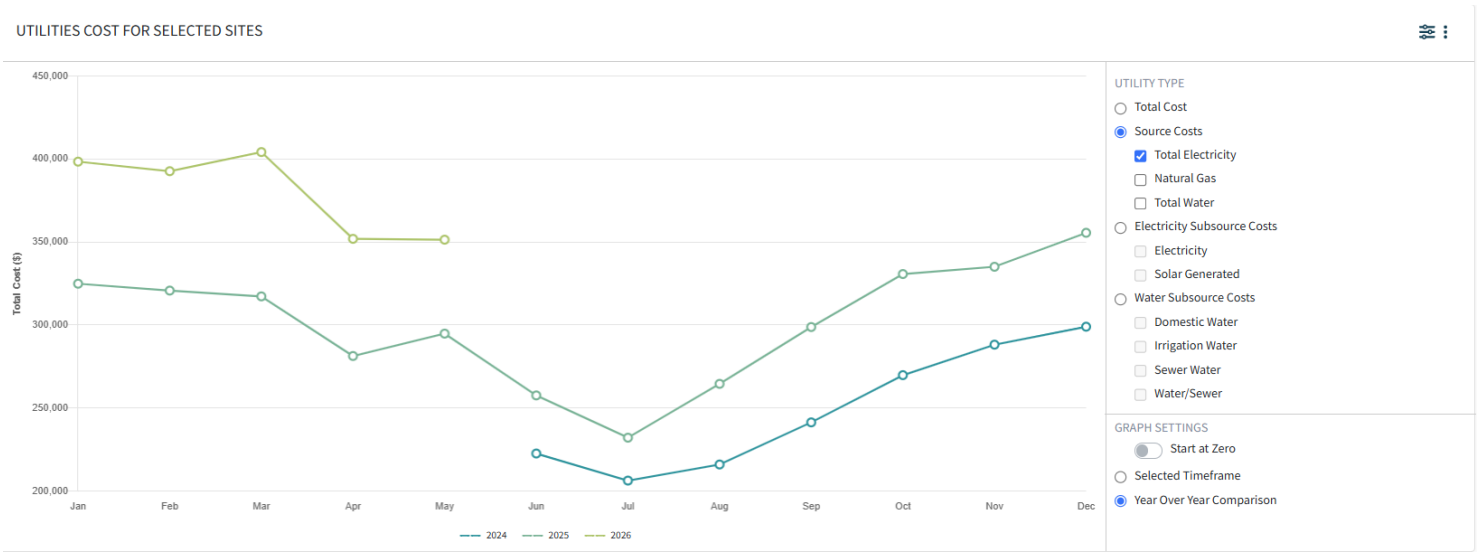

Year Over Year Electric Consumption by Unit (kWh) at All Schools 06/2024 - 05/2026



McKinstry
For The Life Of Your Building

PUYALLUP SCHOOL DISTRICT
A Tradition of Excellence

AEM Progress Report – July 2026

Year Over Year Total Natural Gas Cost by Month at All Schools 06/2024 - 05/2026

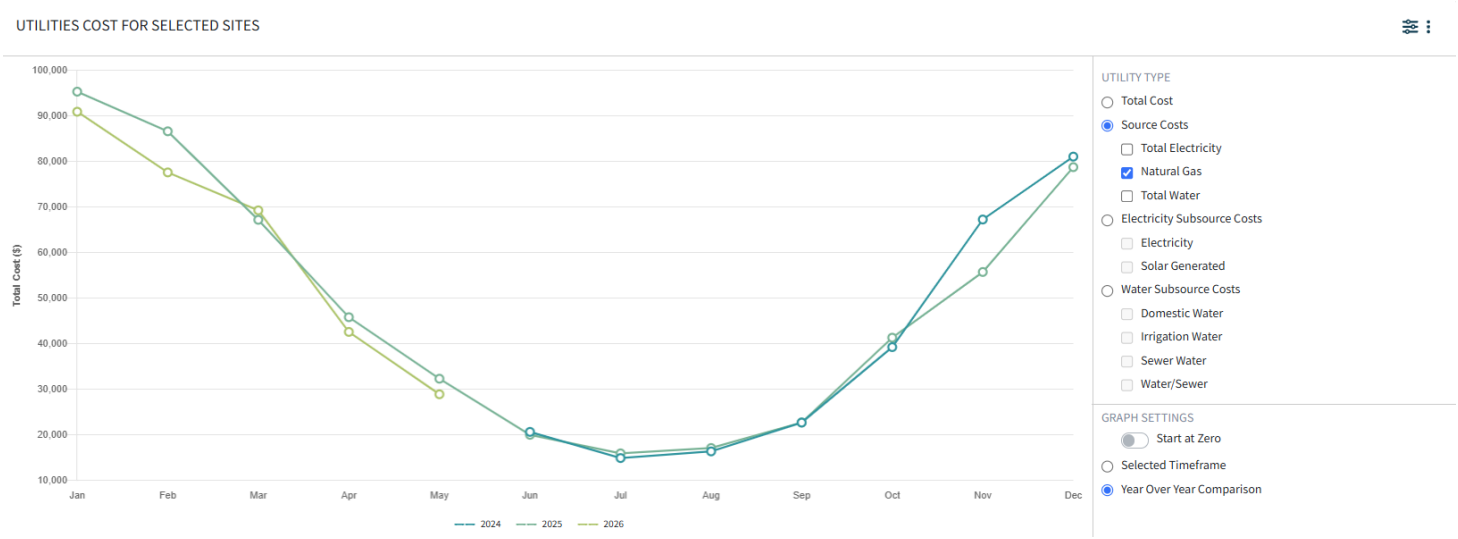

Year Over Year Natural Gas Consumption by Unit (therms) at All Schools 06/2024 - 05/2026

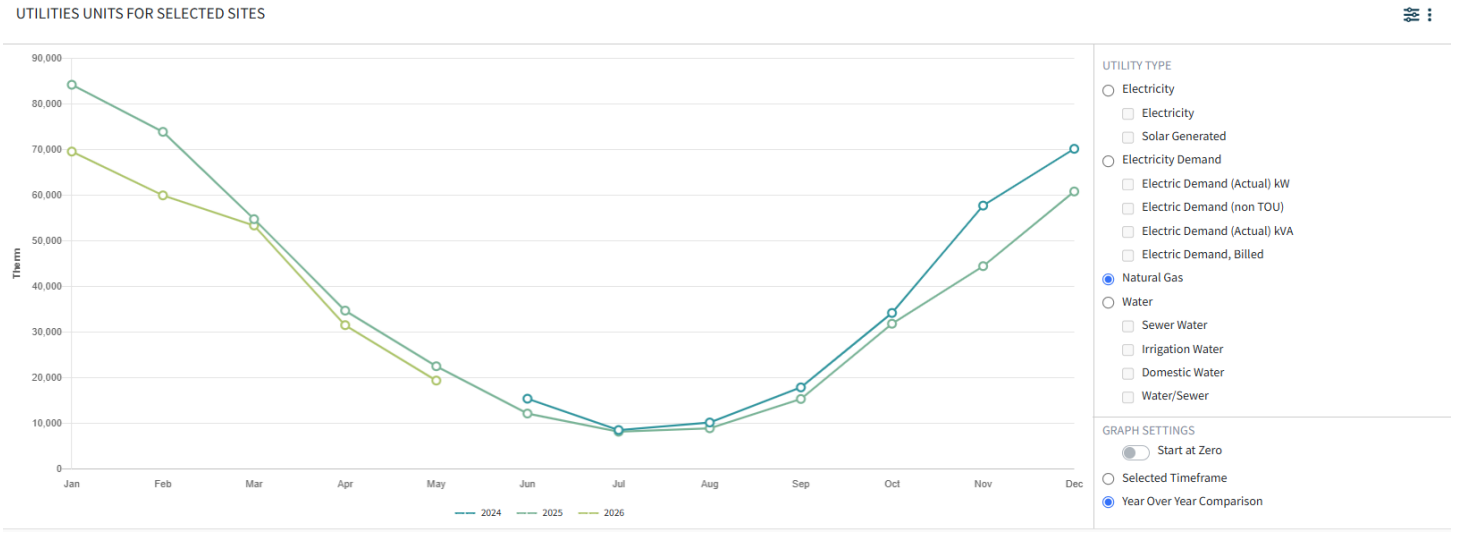

McKinstry
For The Life Of Your Building

AEM Progress Report – July 2026

PROGRAM CONTACTS:

MCKINSTRY

Sandy Sapkota
Senior Building Energy Engineer
sandys@McKinstry.com
720.409.1574

Jenna Davidson
Building Energy Consultant
JennaD@mckinstry.com
206.413.6078

Ollie Kaulfus
Building Energy Specialist
Olliek@mckinstry.com
206.658.4379

PUYALLUP SCHOOL DISTRICT

Brady Martin
Director of Capital Projects
MartiBL@puyallupsd.org
253.435.6613

Phillip Anderson
Maintenance Director
AndersPJ@puyallupsd.org
253.841.8777

James Anderson
Mechanical Electrical RM Foreman
AnderJ@puyallupsd.org
253.841.8778

Torrie Smith
Maintenance Supervisor
SmithTW@puyallupsd.org
253.841.877