

CARDIFF SCHOOLS

Inspiring a love of learning

BOARD OF TRUSTEES REPORT

2026 CA School Dashboard & Standardized Assessment Report

CAASPP ELA & Math Outcomes, CAST Science Outcomes, ELPAC growth, and strategic instructional alignment for Cardiff Schools.

Cardiff Elementary School District Overview

GRADES K–2

Cardiff School

Serving Grades K through 2 with foundational early literacy focus.

GRADES 3–6

Ada Harris School

Serving Grades 3 through 6 with inquiry-based upper elementary instruction.

DISTRICT PROFILE

Community Environment

Coastal North County San Diego serving approximately 610 students.

CARDIFF SCHOOLS

Inspiring a love of learning

2026 District Assessment Highlights

73.24%

ELA Proficiency

+23.94% above CA state average

-4.28% 2025

66.31%

Math Proficiency

+27.91% above CA state average

-2.47% 2025

60.18%

CAST Science

+24.68% above CA state average

+4.89% 2025

64.7%

ELPAC Progress

Multilingual learners advancing 1+ level

+8.2%

Cardiff vs. Regional & State Benchmarks

English Language Arts (ELA)

Cardiff leads state average by **+23.98%** and county by **+19.04%**

Cardiff School District	**73.24%**
Encinitas Union SD	71.81%
San Diego County Avg	54.20%
California State Avg	49.26%

Mathematics

Cardiff leads state average by **+27.96%** and county by **+22.81%**

Cardiff School District	**66.31%**
Encinitas Union SD	67.20%
San Diego County Avg	43.50%
California State Avg	38.35%

2026 ELA Performance by Grade

GRADE 3

66.30%

Proficient / Advanced

GRADE 4

79.54%

Proficient / Advanced

GRADE 5

73.15%

Proficient / Advanced

GRADE 6

74.39%

Proficient / Advanced

2026 Math Performance by Grade

GRADE 3

70.65%

Proficient / Advanced

GRADE 4

68.18%

Proficient / Advanced

GRADE 5

60.55%

Proficient / Advanced

GRADE 6

67.07%

Proficient / Advanced

2026 Performance Cohort Analysis

4th to 6th Grade

ELA

+6.09% gain

2024 BASELINE

68.30%

Grade 4 Benchmark

→

2026 RESULT

74.39%

Grade 6 Growth

Math

+12.19% gain

2024 BASELINE

54.88%

Grade 4 Benchmark

→

2026 RESULT

67.07%

Grade 6 Growth

California Science Test (CAST) Grade 5 Results

GRADE 5 PERFORMANCE BASELINE

60.18%

Proficient or Advanced

Ada Harris Grade 5 CAST	60.18%
Encinitas Union SD	62.21%
SD County Average	40.76%
CA State Average	35.50%

+4.89%

Science Areas of Assessment

LIFE SCIENCES

Focusing on structures and processes in living things, ecosystems, heredity, and biological evolution

PHYSICAL SCIENCES

Focusing on matter and its interactions, motion and stability, energy, and waves and their applications

EARTH AND SPACE SCIENCES

Focusing on Earth's place in the universe, Earth's systems, and Earth and human activity

Student Subgroup Performance & Growth Trends

English Learners

ELA Proficiency

18.18% (-18.18%)

Math Proficiency

18.18% (-9.09%)

Socioeconomically Disadv.

ELA Proficiency

52.40 % (-4.15%)

Math Proficiency

47.80 % (+2.19%)

Students w/ Disabilities

ELA Proficiency

36.62 % (+.26%)

Math Proficiency

39.44 % (+4.59%)

High-Impact Instructional Strategies

English Language Arts

- K-2 Explicit systematic phonics and phonemic awareness instruction
- Early Intervention screening and support
- Novel Studies
- Critical Literacy
- Writing Process
- Writing P.D. (Spring 2027)

Research and Inquiry

- Multiple Project Based Learning opportunities in every grade level
- Google Tools for Education P.D (Fall 2026)

Math

- K-6, Grounded in Number Sense
- Daily Core Instruction
- Number Talks
- Intervention
- Challenge Groups
- Piloting Math Curriculum
- UCSD Math Project Collaboration

Science

- K-6 Instruction
- Lab Weekly
- Makerspace
- Marine Science Night
- Family Science Night

ELPAC Progress & Instructional Models

64.7%

Making Annual Progress

Demonstrating consistent positive growth toward English language proficiency expectations.

Reclassification Success

Consistent transition of eligible students to Fluent English Proficient (RFEP) status through targeted growth monitoring.

Integrated ELD Model of Instruction

Language support happens ***throughout the day*** during regular content lessons, guided seamlessly by both core content standards and ELD standards.

Targeted / Designated Model of Instruction

A ***dedicated, protected time*** of the school day where English learners receive explicit, focused instruction on language mechanics, grammar, and vocabulary structure.

Color Performance Gauge System

State measures combine current performance levels and year-over-year change.

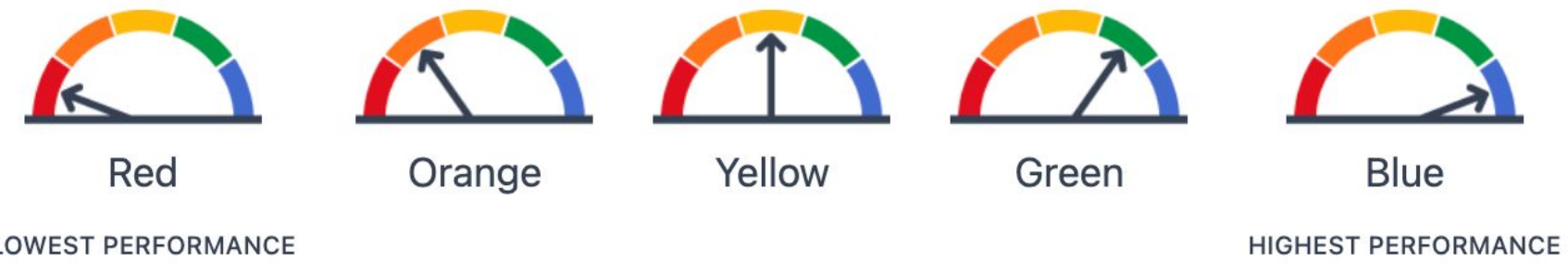

LEVEL 1

Red

Lowest Performance

Needs significant improvement; represents lowest performance tier.

LEVEL 2

Orange

Low Performance

Below state targets; requires focused growth and support.

LEVEL 3

Yellow

Medium Performance

Maintains baseline standard; moderate progress shown.

LEVEL 4

Green

High Performance

Meets state expectations; strong consistent outcomes.

LEVEL 5

Blue

Highest Performance

Exceeds state benchmarks; top tier achievement.

Dashboard Performance Highlights

ACADEMIC PERFORMANCE

Academic Excellence

High performance levels in both English Language Arts and Mathematics on CAASPP assessments.

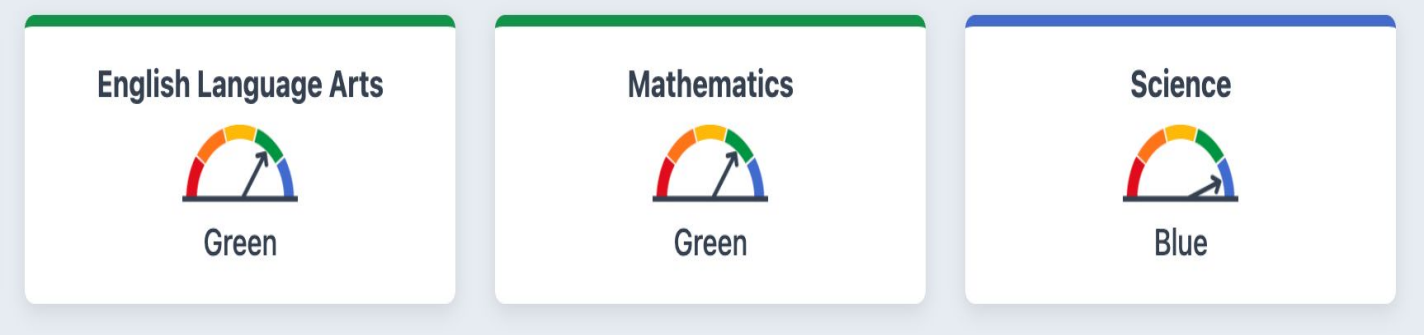

SCHOOL CLIMATE

Safe Campus Culture

Very low suspension rates demonstrating effective proactive behavioral support systems.

ATTENDANCE & WELL-BEING

Student Engagement

Strong daily attendance patterns supported by comprehensive school community partnerships.

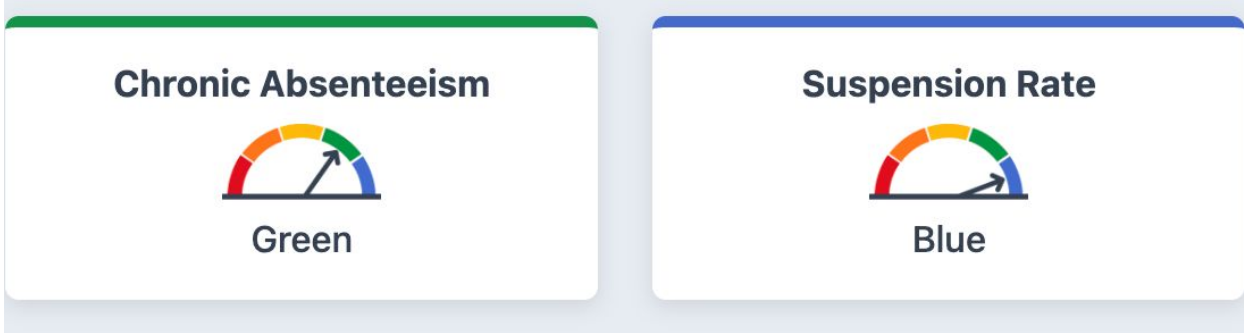

Cardiff students continue to achieve among the highest levels in San Diego County and across California, with remarkable longitudinal cohort growth and rising momentum in Science and English Learner language progress.

Our instructional team is actively addressing our math and subgroup literacy gaps through targeted intervention.

Thank you to our teachers, staff, families, and Board for your continued partnership.


CARDIFF
SCHOOLS
CARDIFF SCHOOL
Ada Harris
Elementary School

Thank you