BEAVERTON SCHOOL DISTRICT

BOND 2022

Financial Report: October 2026

Overview



73
Projects
Underway



$814,884,215
Current Budget



$697,905,965
Current
Commitments



$609,640,543
Actuals Paid



$116,978,250
Uncommitted Budget

Executive Summary

Budget Perspective

- The 2025-26 Bond Audit was completed with no findings. (Attached at the end of this report.)
- 85% of the current total budget is committed.
- Contingency balance of $31.9M represents 27% of the current uncommitted budget.
- Reallocation of contingency being proposed to the School Board at the November meeting

Schedule Perspective

- Allen Transportation is 65% complete.
- Design is nearing completion for Summer 2027 projects including:
    - Whitford MS Seismic: 80% Construction Documents due in November
    - Highland Park MS Seismic: 80% Construction documents received. Board approval anticipated in January.
    - Barnes ES Gym & Cafeteria: Design Development drawings due in December.

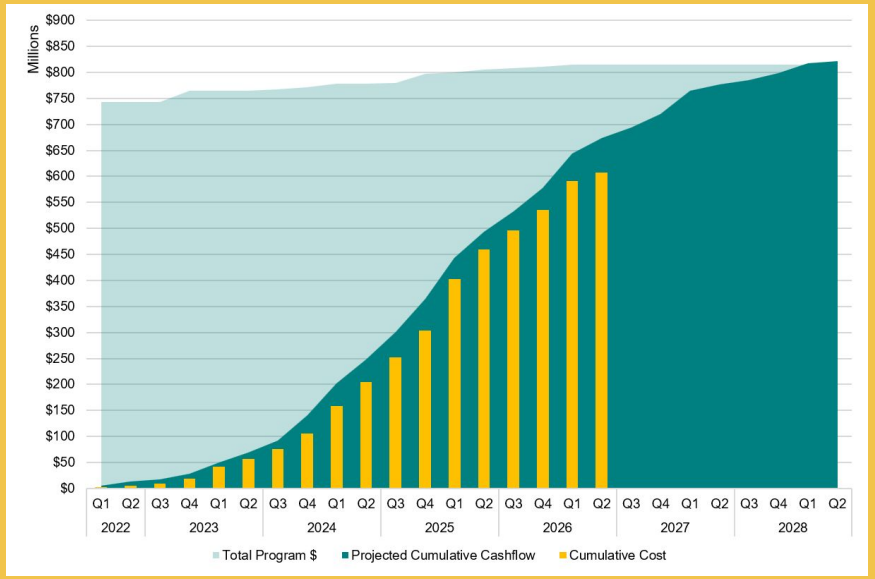

Executive Summary

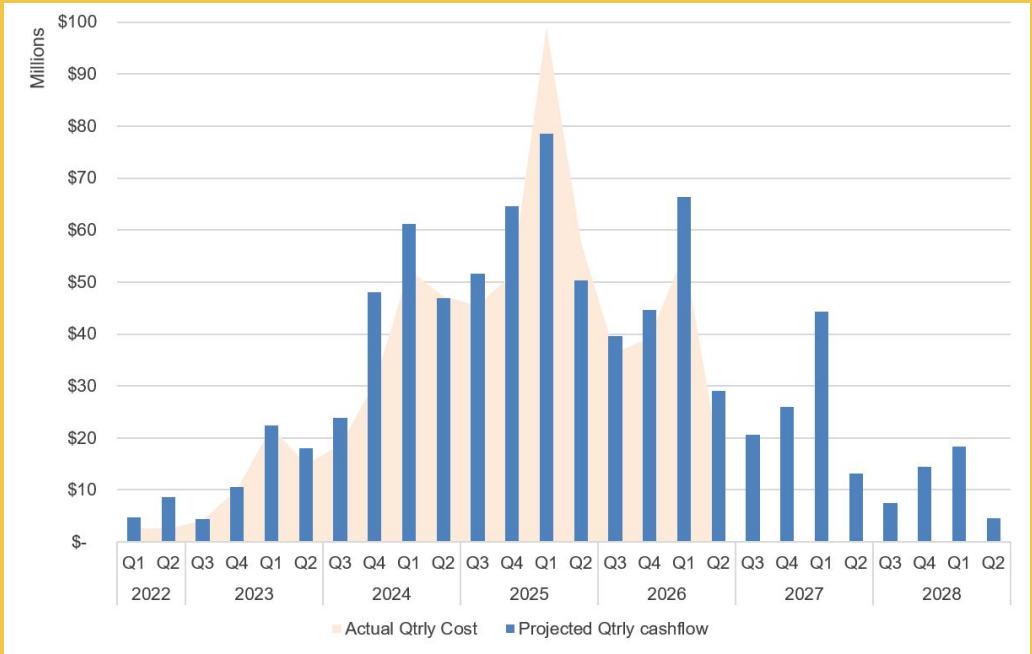

Overall Financial Summary

Financial Statement

Revenue			
Bond Proceeds	$723,000,000	*Bond sale amount	
OSCIM Grant	$8,000,000	*Included in Original Budget for Raleigh Hills	
Raleigh Hills funding from 2014 Bond	$11,821,753	*Included in Original Budget for Raleigh Hills	
2022 Bond Sale Premium	$16,637,675		
2025 Bond Sale Premium	$8,756,126		
Interest on Investments	$44,184,265	*Interest earned July - September 2026 - $2,728,775	
Energy Trust of Oregon Reimbursements	$507,473		
SB1149 Reimbursements	$1,971,923	$200,329 for Mountian View MS Seismic and $27,790 for Southridge HS Stage Improvements	
Other	$5,000		
Total Revenue			**$814,884,214**
Liabilities			
Assurances	$16,451,851	$3M Performance Bond released for Raleigh Hills ES.	
			$16,451,851
Expenditures to Date			
Bond Issuance Costs	$1,910,446		
Salaries & Overhead Expenses	$29,184,764		
Building Improvements	$537,111,822		
Equipment Purchases	$41,433,511		
Total Expenditures			**$609,640,543**
Bond Cash Balance			**188,791,821**

2022 Bond Financial Report
October 2026

Key: Change was made to budget. | Project is complete. | Correction to previous report. | Will no longer show on this report

Project Name	Original Project Budget	Contingency Transfers	Other Budget Transfers	Current Budget (C+D+E)	Committed to Date	Paid to Date	Current Percent Paid (H/F)	Uncommitted Budget
01 Beaverton HS Replacement	**253,000,000**	**0**	**630,000**	**253,630,000**	**249,433,938**	**221,025,513**		**4,196,062**
01 Beaverton HS Rebuild	253,000,000		630,000	253,630,000	249,433,938	221,025,513	87.14%	4,196,062
02 Raleigh Hills Replacement	**66,821,753**	**1,098,371**	**106,898**	**68,027,022**	**67,991,904**	**67,905,974**		**35,119**
02.001 Raleigh Hills Replacement	66,821,753		151,090	66,972,843	66,937,724	66,856,595	99.83%	35,119
02.002 Raleigh Hills Temporary Relocation	0	1,098,371	-44,192	1,054,179	1,054,179	1,049,379	99.54%	0
03 Allen Transportation Replacement	**11,000,000**	**2,205,000**	**0**	**13,205,000**	**12,081,932**	**5,589,106**		**1,123,068**
03 Allen Transportation Replacement	11,000,000	2,205,000		13,205,000	12,081,932	5,589,106	42.33%	1,123,068
04 Physical Education & Athletics	**17,500,000**	**18,200,000**	**-215,000**	**35,485,000**	**33,778,078**	**17,203,199**		**1,706,923**
04.001 PhysEd/Athletics: Barnes Gym & Cafeteria	7,500,000	6,500,000		14,000,000	12,742,456	684,352	4.89%	1,257,544
04.002 Southridge HS SB/BB Artificial Turf	2,000,000	1,700,000	1,491,598	5,191,598	5,191,598	5,191,598	100.00%	0
04.003 Aloha HS SB/BB Artificial Turf	2,000,000	7,000,000	-215,000	8,785,000	8,762,699	8,632,922	98.27%	22,301
04.004 Westview HS SB/BB Artificial Turf	2,000,000	3,000,000	450,000	5,450,000	5,184,211	2,694,327	49.44%	265,789
04.005 Beaverton HS SB/BB Artificial Turf	2,500,000		-450,000	2,050,000	1,897,115		0.00%	152,885
Unallocated	1,500,000		-1,491,598	8,402				8,402
05 Additional Classrooms	**17,500,000**	**-325,000**	**1,075,661**	**18,250,661**	**18,208,024**	**18,151,883**		**42,637**
05.001 Sato Classroom Addition	3,000,000		-137,396	2,862,604	2,862,604	2,862,604	100.00%	0
05.002 Oak Hills Classroom Addition	2,500,000	675,000	1,564,717	4,739,717	4,739,362	4,696,205	99.08%	355
05.003 Stoller Gym & Added Classrooms	12,000,000	-1,000,000	-393,942	10,606,058	10,606,058	10,593,074	99.88%	0
Unallocated			42,282	42,282				42,282
06 Office Relocations	**10,000,000**	**1,435,000**	**1,086,918**	**12,521,918**	**12,504,862**	**12,496,301**		**17,056**
06.001 Aloha HS Office Relocation	6,000,000	985,000	-32,341	6,952,659	6,952,659	6,952,659	100.00%	0
06.002 Westview HS Office Relocation	2,500,000	200,000	828,329	3,528,329	3,528,329	3,528,329	100.00%	0
06.003 Cooper Mtn. Office Relocation	1,500,000	250,000	290,930	2,040,930	2,023,874	2,015,314	98.74%	17,056
07 Athletic Facilities	**6,000,000**	**622,406**	**437,225**	**7,059,631**	**5,576,204**	**4,659,617**		**1,483,427**
07.001 Athletic Facilities: WHS Bathroom and Concessions	2,000,000	622,406	837,225	3,459,631	3,459,631	3,459,631	100.00%	0
07.002 Athletic Facilities: AHS	2,000,000		-400,000	1,600,000	1,169,553	994,232	62.14%	430,447
07.003 Athletic Facilities: SRHS	2,000,000			2,000,000	947,019	205,755	10.29%	1,052,981
08 Outdoor Learning	**5,000,000**	**820,886**	**-1,719,000**	**4,101,886**	**3,763,644**	**3,477,550**		**338,242**
08.001 Outdoor Learning: Springville	1,000,000		-134,625	865,375	865,375	865,375	100.00%	0
08.002 Outdoor Learning: Aloha Huber	2,000,000	-1,179,114		820,886	795,610	673,434	82.04%	25,275
08.003 Outdoor Learning: Oak Hills	1,000,000		-1,000,000	0			0.00%	0
08.004 Outdoor Learning: McKinley	1,000,000		-1,000,000	0			0.00%	0
08.005 Outdoor Learning: Capital Center	0	2,000,000	281,000	2,281,000	2,102,659	1,938,742	85.00%	178,341
Unallocated			134,625	134,625				134,625
09 Seismic Upgrades	**40,000,000**	**16,195,030**	**41,504,401**	**97,699,432**	**84,383,094**	**67,391,027**		**13,316,338**
09.001 Five Oaks Seismic	6,600,000	295,030	6,429,970	13,325,000	13,301,626	13,142,895	98.63%	23,374
09.002 Mtn. View Seismic	6,600,000		14,867,433	21,467,433	21,353,463	21,156,625	98.55%	113,970
09.003 Meadow Park Seismic	6,600,000	-2,100,000	19,511,504	24,011,504	23,427,385	21,008,644	87.49%	584,119
09.004 Cedar Park Seismic	6,600,000	18,000,000	441,629	25,041,629	23,010,859	10,800,228	43.13%	2,030,771
09.005 Whitford Seismic	6,600,000			6,600,000	1,511,612	472,629	7.16%	5,088,388
09.006 Highland Park Seismic	6,600,000		178,866	6,778,866	1,379,918	518,269	7.65%	5,398,948
09.007 Seismic Planning	400,000		75,000	475,000	398,231	291,737	61.42%	76,769
10 School Modernization	**24,000,000**	**250,000**	**-2,810,750**	**21,439,250**	**15,602,829**	**14,095,508**		**5,836,421**
10.001 Aloha HS Modernization	1,935,022		216,743	2,151,765	2,072,901	1,768,041	82.17%	78,864
10.002 Aloha Huber Park Modernization	259,451		-10,323	249,128			0.00%	249,128
10.003 Barnes Modernization	584,050		-210,253	373,797	373,797	373,797	100.00%	0
10.004 Beaver Acres Modernization	529,569		7,894	537,463	536,276	529,276	98.48%	1,187
10.005 Bethany Modernization	292,596		142,623	435,219	400,042	338,085	77.68%	35,178
10.006 Bonny Slope Modernization	162,300		-1,328	160,972	124,231	13,400	8.32%	36,741
10.007 BASE Modernization	610,338		-610,338	0			0.00%	0
10.008 Cedar Mill Modernization	285,739		-213,795	71,944	69,646	69,646	96.81%	2,298
10.009 Cedar Park Modernization	469,373		-467,678	1,695	1,695	1,323	78.02%	0
10.010 Chehalem Modernization	425,179		-15,233	409,946	165,549	96,072	23.44%	244,397
10.011 Conestoga Modernization	201,922		-17,110	184,812			0.00%	184,812
10.012 Cooper Mountain Modernization	301,740		-301,740	0			0.00%	0
10.013 Elmonica Modernization	530,331		83,051	613,382	547,536	544,736	88.81%	65,846
10.014 Errol Hassel Modernization	322,885		-11,568	311,317	1,945	1,703	0.55%	309,372
10.015 Findley Modernization	245,862		-8,808	237,054			0.00%	237,054

2022 Bond Financial Report
October 2026

Project Name		Original Project Budget	Contingency Transfers	Other Budget Transfers	Current Budget (C+D+E)	Committed to Date	Paid to Date	Current Percent Paid (H/F)	Uncommitted Budget
	10.016 Fir Grove Modernization	409,178		-5,922	403,256	183,492	183,492	45.50%	219,764
	10.017 Five Oaks Modernization	278,119		-10,477	267,642	15,736	15,736	5.88%	251,906
	10.018 FLEX/CTP Modernization	271,261		-245,146	26,115	26,115	26,115	100.00%	0
	10.019 Greenway Modernization	334,886		-58,028	276,858	276,858	276,858	100.00%	0
	10.020 Highland Park Modernization	473,183		-153,822	319,361	319,361	319,361	100.00%	0
	10.021 Hiteon ES Modernization	375,651		-13,458	362,193	2,475	1,747	0.48%	359,718
	10.022 ISB Modernization	630,149		-178,365	451,784	451,784	451,784	100.00%	0
	10.023 Jacob Wismer ES Modernization	298,692		-10,701	287,991			0.00%	287,991
	10.024 Kinnaman ES Modernization	384,795		-13,786	371,009	27,238	12,105	3.26%	343,771
	10.025 McKay Modernization	297,168		-67,268	229,900	206,637	206,637	89.88%	23,264
	10.026 McKinley ES Modernization	713,204		973,935	1,687,139	1,000,936	892,204	52.88%	686,203
	10.027 Meadow Park Modernization	659,104		-627,118	31,986	31,986	31,986	100.00%	0
	10.028 Merlo Station Modernization	62,482		-21,362	41,120	40,768	40,768	99.14%	352
	10.029 Montclair Modernization	222,495	50,000	163,958	436,453	436,453	436,453	100.00%	0
	10.030 Mountain View Modernization	984,084		-981,757	2,327	2,327	2,327	100.00%	0
	10.031 Nancy Ryles Modernization	251,958		-9,027	242,931	15,664	15,664	6.45%	227,267
	10.032 Oak Hills Modernization	579,478		-579,478	0			0.00%	0
	10.033 Raleigh Park Modernization	366,888		-234,001	132,887	132,887	132,887	100.00%	0
	10.034 Ridgewood Modernization	282,691		-121,083	161,608	161,608	161,608	100.00%	0
	10.035 Rock Creek ES Modernization	316,217		-12,356	303,861	148,253	144,255	47.47%	155,608
	10.036 Scholls Heights ES Modernization	322,059		-11,538	310,521			0.00%	310,521
	10.037 Sexton Mountain ES Modernization	230,623		-8,263	222,360			0.00%	222,360
	10.038 Southridge HS Modernization	550,523		305,053	855,576	851,825	305,331	35.69%	3,751
	10.039 Springville ES Modernization	179,571		28,566	208,137	199,318		0.00%	8,819
	10.040 Stoller MS Modernization	233,417		-232,710	707			0.00%	707
	10.041 Sunset HS Modernization	1,459,934		-53,333	1,406,601	1,219,315	1,213,304	86.26%	187,286
	10.042 Terra Linda ES Modernization	264,784		-9,486	255,298	174,296	140,844	55.17%	81,002
	10.043 West TV ES Modernization	236,211		-17,235	218,976	216,231	216,231	98.75%	2,745
	10.044 Westview Modernization	1,208,484		-746,644	461,840	460,775	456,933	98.94%	1,065
	10.045 Whitford Modernization	866,359		23,042	889,401	889,401	889,401	100.00%	0
	10.046 Modernization Tech/AV	2,999,995		614,612	3,614,607	3,464,607	3,464,607	95.85%	150,000
	10.047 Modernization Planning	100,000		840,332	940,332	83,855	83,730	8.90%	856,477
	10.048 Terra Nova OS Modernization	0	200,000	79,979	279,979	269,010	237,062	84.67%	10,969
11 Deferred Maintenance		**120,000,000**	**16,500,000**	**-38,687,245**	**97,812,755**	**88,246,312**	**83,092,880**		**9,566,443**
	11.002 SRHS HVAC Upgrades	4,000,000		-3,150,539	849,461	849,461	849,461	100.00%	0
	11.003 Sunset HS Track	2,000,000		317,109	2,317,109	2,317,109	2,317,109	100.00%	0
	11.004 Mercury Gym Floor Replacements	2,000,000		-1,856,445	143,555	142,935	142,935	99.57%	619
	11.005 Capital Center HVAC	4,000,000		1,409,599	5,409,599	5,409,599	5,409,599	100.00%	0
	11.006 MS & SRHS Stage Improvements	20,000		5,372,912	5,392,912	5,308,971	4,923,313	91.29%	83,941
	11.007 Landscape and Sitework Improvements	200,000		2,430,965	2,630,965	2,527,083	2,467,966	93.80%	103,882
	11.008 Maintenance Repair Projects 22/23	1,000,000		-86,446	913,554	906,519	906,519	99.23%	7,035
	11.009 ISB Boiler	135,000		-25,599	109,401	109,401	109,401	100.00%	0
	11.010 Capital Center Paging	741,000		138,912	879,912	879,912	879,912	100.00%	0
	11.012 SRHS Stadium Turf Replacement	1,000,000		113,584	1,113,584	1,113,584	1,113,584	100.00%	0
	11.013 WHS Stadium Turf Replacement	1,000,000		1,937,409	2,937,409	2,937,409	2,937,409	100.00%	0
	11.014 West TV HVAC	100,000		3,560,093	3,660,093	3,650,843	3,615,854	98.79%	9,250
	11.015 Terra Linda Roof Replacement	2,000,000		4,204,254	6,204,254	6,015,042	5,948,633	95.88%	189,212
	11.017 Aloha HS HVAC Upgrade	35,000		26,523,443	26,558,443	25,678,402	24,421,290	91.95%	880,041
	11.018 Kinnaman Roof	25,000		4,512,757	4,537,757	4,438,920	4,049,865	89.25%	98,837
	11.019 West TV Modular Roof	645,000		542,667	1,187,667	1,071,148	1,069,223	90.03%	116,519
	11.020 Dishwasher Improvements	200,000		-41,052	158,948	158,948	158,948	100.00%	0
	11.022 Capital Center Café Roof	765,000		1,021,816	1,786,816	1,487,849	1,268,834	71.01%	298,967
	11.023 Sexton Mountain ES Drainage	200,000			200,000	20,250	20,250	10.13%	179,750
	11.024 Beaverton HS Stadium Turf	1,000,000		-100,000	900,000	883,456	882,053	98.01%	16,544
	11.025 Findley ES Kitchen Repairs	75,000		95,065	170,065	170,065	170,065	100.00%	0
	11.026 2022 Bond Post Warranty	250,000			250,000	50,884	48,816	19.53%	199,116
	11.027 Sunset HS HVAC	8,000,000		6,500,000	14,500,000	9,588,419	7,732,281	53.33%	4,911,581
	11.040 Greenway ES HVAC	475,500		-41,420	434,080	434,080	434,080	100.00%	0
	11.042 Barnes ES / Errol Hassell Re-Pipe	400,000		40,774	440,774	440,774	440,774	100.00%	0
	11.043 Paging Improvements	150,000	1,000,000	3,420,000	4,570,000	4,515,807	3,839,899	84.02%	54,193
	11.044 Aloha HS Paging	443,746		-70,322	373,424	373,424	373,424	100.00%	0
	11.045 Aloha HS Stadium Turf	600,000		-57,941	542,059	542,059	542,059	100.00%	0
	11.046 Westview HS Fire Strobes	141,025		15,924	156,949	155,620	155,620	99.15%	1,330

2022 Bond Financial Report
October 2026

Project Name	Original Project Budget	Contingency Transfers	Other Budget Transfers	Current Budget (C+D+E)	Committed to Date	Paid to Date	Current Percent Paid (H/F)	Uncommitted Budget
11.501 5th St. South Catch Basin	11,000		-2,525	8,475	8,475	8,475	100.00%	0
11.502 Stoller Freezer	526,000		-229,034	296,966	296,966	296,966	100.00%	0
11.503 Southridge HS Gym Roof	962,500		-788,742	173,758	173,758	173,758	100.00%	0
11.504 Beaverton HS Theater Sound System	93,750		-11,826	81,924	86,236	81,924	100.00%	-4,312
11.505 Aloha HS Courtyard Lighting	17,600		-6,251	11,349	11,349	11,349	100.00%	0
11.506 Stage Rigging Repairs	60,750		-25,070	35,680	35,680	35,680	100.00%	0
11.507 ISB Gym Stage Renovations	88,250		-13,750	74,500	74,500	74,500	100.00%	0
11.508 Springville ES A/V Replacement	78,950		-12,704	66,246	66,246	66,246	100.00%	0
11.509 ISB Hallway Floor Replacement	77,000		-24,333	52,667	52,667	52,667	100.00%	0
11.510 Hiteon Water Main Repair	88,000		-34,959	53,041	53,041	53,041	100.00%	0
11.511 Conestoga MS South Wall Stucco Replacement	33,800		-5,452	28,348	28,348	28,348	100.00%	0
11.512 Beaverton HS Baseball Stadium Re-seal	231,335		-54,656	176,679	176,679	176,679	100.00%	0
11.513 ACMA OS / Aloha HS Stage Curtain Repairs	55,000		-6,975	48,025	48,025	48,025	100.00%	0
11.514 Whitford MS Stage Curtain Replacement	27,500		-8,675	18,825	18,825	18,825	100.00%	0
11.515 Aloha HS Concrete Pilaster Repair	35,939		-3,267	32,672	32,672	32,672	100.00%	0
11.516 Aloha HS Wheelchair Lift	153,500		49,026	202,526	202,526	202,526	100.00%	0
11.517 DSC Sewer Line Replacement	53,657		9,452	63,109	63,109	63,109	100.00%	0
11.518 Conestoga MS Bleacher Replacement	280,558			280,558	257,883	257,633	91.83%	22,675
11.519 Five Oaks MS Smoke Hatches	15,820		-1,500	14,320	14,320	14,320	100.00%	0
11.520 Southridge HS Smoke Hatches			103,625	103,625	103,625	103,625	100.00%	0
11.521 Five Oaks MS Elevator Repair			70,000	70,000	45,637	45,637	65.20%	24,364
11.522 Cedar Park MS Stage Curtains			13,915	13,915	12,650		0.00%	1,265
11.523 BASE OS Chemical Storage Vent			10,000	10,000	7,132		0.00%	2,868
11.524 ACMA OS Dance Room Netting			27,000	27,000	24,383		0.00%	2,617
11.525 Findley ES Storm Line Replacement			147,511	147,511			0.00%	147,511
11.526 Westview HS Dust Collector			16,400	16,400	14,225		0.00%	2,175
11.527 Stoller MS Grease Trap Replacement			18,523	18,523	8,190		0.00%	10,333
11.528 Merlo OS ADA Ramp			30,960	30,960			0.00%	
11.800 Maintenance Repair Projects 23/24	2,000,000		-496,247	1,503,753	1,498,754	1,498,754	99.67%	4,999
11.801 Maintenance Repair Projects 24/25	2,000,000		26,827	2,026,827	2,026,827	2,023,168	99.82%	0
11.802 Maintenance Repair Projects 25/26	0		712,879	712,879	584,211	454,378	63.74%	128,668
Uncategorized Deferred Maintenance	41,400			41,400	41,400	41,400	100.00%	0
Unallocated	81,466,420	15,500,000	-94,924,917	2,041,503				2,041,503
12 Security Upgrades	**10,000,000**	**11,147,375**	**64,166**	**21,211,541**	**18,678,577**	**15,187,867**		**2,532,964**
12.001 Security Assessment	200,000		311,206	511,206	511,206	411,206	80.44%	0
12.002 HS Card Readers	1,000,000		-687,612	312,388	312,388	312,388	100.00%	0
12.003 Security Trio: Cameras, Access Control, Intrusion	3,000,000	11,000,000	2,000,000	16,000,000	15,508,088	12,295,709	76.85%	491,912
12.005 Security Fencing	650,000	147,375	166,330	963,705	938,872	898,406	93.22%	24,833
12.006 Distributed Antenna System	3,000,000		-912,354	2,087,646	1,260,185	1,195,397	57.26%	827,461
12.007 Barnes ES Secured Entry			1,336,597	1,336,597	147,839	74,761	5.59%	1,188,758
Unallocated	2,150,000		-2,150,000	0				0
13 NS Upgrades	**5,000,000**	**10,000,000**	**300,000**	**15,300,000**	**13,437,432**	**6,109,398**		**1,862,568**
13.001 Beaver Acres ES Kitchen	750,000	10,000,000	1,750,000	12,500,000	11,009,562	3,723,330	29.79%	1,490,438
13.002 Bottle Fillers	1,360,000		37,299	1,397,299	1,397,299	1,397,299	100.00%	0.00
13.003 Greenway Kitchen Improvements	65,000		323,799	388,799	388,799	388,799	100.00%	0.00
13.004 Dishwasher Installations	523,000		175,000	698,000	641,771	599,969	85.96%	56,229
Unallocated	2,302,000		-1,986,098	315,902				315,902
14 Critical Equipment	**7,000,000**	**4,650,000**	**377,080**	**12,027,080**	**8,791,811**	**8,009,189**		**3,235,269**
14.001 CE - Copiers	1,500,000			1,500,000	1,177,966	933,754	62.25%	322,034
14.002 CE - Athletic Director	1,000,000			1,000,000	650,153	622,341	62.23%	349,847
14.003 CE - Band Equipment	2,500,000			2,500,000	2,228,467	1,843,885	73.76%	271,533
14.004 CE - Maint Equipment	1,000,000			1,000,000	715,897	608,926	60.89%	284,103
14.005 CE - Furniture	1,000,000	750,000	377,080	2,127,080	737,120	718,074	33.76%	1,389,960
14.006 CE - Curriculum		3,900,000		3,900,000	3,282,208	3,282,208	84.16%	617,792
15 Management & OH	**50,000,000**	**0**	**-736,898**	**49,263,102**	**31,191,721**	**31,095,210**		**18,071,381**
15.001 Year 1 - 22/23 Bond Program Management	5,731,850			5,731,850	5,731,850	5,731,850	100.00%	0
15.002 Year 2 - 23/24 Bond Program Management	7,000,000		4,102,104	11,102,104	11,102,104	11,085,754	99.85%	0
15.003 Year 3 - 24/25 Bond Program Management	8,107,965		-57,336	8,050,629	8,050,629	8,050,629	100.00%	0
15.004 Year 4 - 25/26 Bond Program Management	6,750,000		-726,533	6,023,467	6,023,467	6,023,467	100.00%	0
15.005 Year 5 - 26/27 Bond Program Management	6,061,657			6,061,657	283,670	203,509	3.36%	5,777,987
Unallocated	16,348,528		-4,055,133	12,293,395				12,293,395
16 Bus Replacements	**10,000,000**	**0**	**0**	**10,000,000**	**7,000,000**	**7,000,000**		**3,000,000**

2022 Bond Financial Report
October 2026

Project Name		Original Project Budget	Contingency Transfers	Other Budget Transfers	Current Budget (C+D+E)	Committed to Date	Paid to Date	Current Percent Paid (H/F)	Uncommitted Budget
	16 Bus Replacements	10,000,000			10,000,000	7,000,000	7,000,000	70.00%	3,000,000
17 Technology		**44,000,000**	**0**	**0**	**44,000,000**	**26,479,423**	**26,424,322**		**17,520,577**
	17 Technology	44,000,000			44,000,000	26,479,423	26,424,322	60.06%	17,520,577
18 SPED Upgrades		**2,000,000**	**0**	**-692,564**	**1,307,436**	**756,181**	**726,000**		**551,255**
	18.001 Rock Creek ISC Modifications	90,000		207,226	297,226	238,026	231,581	77.91%	59,200
	18.002 Capital Center SPED Upgrades	200,000		-200,000	0			0.00%	0
	18.003 Seclusion Rooms	50,000		470,299	520,299	518,156	494,419	95.03%	2,143
	Unallocated	1,660,000		-1,170,089	489,911				489,911
19 Kinder Upgrades		**1,000,000**	**0**	**-377,080**	**622,920**				**622,920**
	19 Kinder Upgrades	1,000,000		-377,080	622,920			0.00%	622,920
20 Contingency		**43,000,000**	**-11,215,614**	**135,196**	**31,919,582**				**31,919,582**
Grand Totals		**742,821,753**	**71,583,454**	**479,008**	**814,884,215**	**697,905,965**	**609,640,543**	**74.81%**	**116,978,250**

Key: Change was made to budget.
Project is complete.
Correction to previous report.
Will no longer show on this report

Contingency Transfers

Starting Balance	**$**	**43,000,000.00**
Current Balance	**$**	**31,919,582.37**

Budget Change No.	Date	From	To	Purpose	Amount
69	9/30/2026	07 Athletic Facilities	2020 Bond Contingency	07.002 Athletic Facilities: Aloha HS	$400,000.00
68	9/30/2026	07 Athletic Facilities	2021 Bond Contingency	07.001 Athletic Facilities: WHS Bathroom and Concessions (Project Complete)	$126,831.22
67	9/30/2026	03 Allen Transportation	2022 Bond Contingency	Project Savings	$695,000.00
66	9/29/2026	Interest Earnings	2022 Bond Contingency	Interest Earnings	$2,728,775.73
65	9/21/2026	09.003 Meadow Park MS Seismic	2022 Bond Contingency	Project Savings	$2,100,000.00
64	9/16/2026	08.002 Outdoor Learning: Aloha Huber Park ES	2022 Bond Contingency	Project Savings	$1,179,114.48
63	6/30/2026	5.003 Stoller MS Gym/Classroom Addition	2022 Bond Contingency	Project Savings	$558,914.16
62	6/30/2026	Interest Earnings	2022 Bond Contingency	Interest Earnings	$2,710,422.74
61	4/24/2026	2022 Bond Contingency	04 Physical Education & Athletics	04.004 Westview HS SB/BB Artificial Turf	-$1,000,000.00
60	3/30/2026	Interest Earnings	2022 Bond Contingency	Interest Earnings	$3,074,825.32
59	2/28/2026	Office Relocations	2022 Bond Contingency	06.002 Westview HS Office Relocation (Project Complete)	$33,753.78
58	12/31/2025	SB1149 Reimbursement	2022 Bond Contingency	9.003 Meadow Park MS Seismic	$180,975.00
57	12/31/2025	Interest Earnings	2022 Bond Contingency	Interest Earnings	$3,579,560.42
56	12/10/2025	2022 Bond Contingency	Deferred Maintenance	Fall 2025 Budget Update	-$15,500,000.00
55	12/10/2025	2022 Bond Contingency	9.004 Cedar Park MS Seismic	Fall 2025 Budget Update	-$18,000,000.00
54	12/10/2025	2022 Bond Contingency	04.0001 Barnes ES Gym & Cafeteria	Fall 2025 Budget Update	-$6,500,000.00

Key: Change was made to budget.
Project is complete.
Correction to previous report.
Will no longer show on this report

Other Budget Transfers

Budget Change No.	Date	From Master Project	Subproject	To Master Project	Subproject	Amount
256	10/31/2026	School Modernizations	10.047 Modernization Planning	School Modernizations	10.005 Bethany Modernization	$30,000.00
255	10/31/2026	Security Upgrades	12.006 Distributed Antenna System	Security Upgrades	12.007 Barnes ES Secured Entry	$300,000.00
254	10/26/2026	Deferred Maintenance	11.528 Merlo OS ADA Ramp	Deferred Maintenance	11.802 Maintenance Repair Projects 25/26	$30,960.00
253	10/23/2026	Security Upgrades	12.002 HS Card Readers (Project Complete)	Security Upgrades	12.007 Barnes ES Secured Entry	$36,596.68
252	10/23/2026	Security Upgrades	12.002 HS Card Readers	Security Upgrades	12.005 Security Fencing	$2,163.62
251	10/23/2026	Deferred Maintenance	11.007 Landscape and Sitework Improvements	Deferred Maintenance	Unallocated	$100,000.00
250	9/30/2026	05 Additional Classrooms	Unallocated	05 Additional Classrooms	05.002 Oak Hills ES Classroom Addition	$6,000.00
249	9/30/2026	05 Additional Classrooms	05.003 Stoller Gym & Added Classrooms (Project Complete)	05 Additional Classrooms	Unallocated	$46,082.00
248	9/30/2026	05 Additional Classrooms	05.001 Sato Classroom Addition (Project Complete)	05 Additional Classrooms	Unallocated	$2,199.80
247	9/29/2026	Deferred Maintenance	11.802 Maintenance Repair Projects 25/26	Deferred Maintenance	11.527 Stoller MS Grease Trap Replacement	$9,550.00
246	9/29/2026	Deferred Maintenance	11.802 Maintenance Repair Projects 25/26	Deferred Maintenance	11.526 Westview HS Dust Collectors	$16,400.00
245	9/25/2026	Deferred Maintenance	11.520 Southridge HS Smoke Hatches (Project Complete)	Deferred Maintenance	11.802 Maintenance Repair Projects 25/26	$21,375.00
244	9/25/2026	Deferred Maintenance	11.519 Five Oaks MS Smoke Hatches (Project Complete)	Deferred Maintenance	11.802 Maintenance Repair Projects 25/26	$1,500.00
243	9/25/2026	School Modernizations	10.007 BASE Modernization (Project Complete)	School Modernizations	10.047 Modernization Planning	$305,417.80

Budget Change No.	Date	From Master Project	Subproject	To Master Project	Subproject	Amount
242	9/25/2026	School Modernizations	10.018 FLEX/CTP Modernization (Project Complete)	School Modernizations	10.047 Modernization Planning	$196,005.91
241	9/25/2026	Deferred Maintenance	11.044 Aloha HS Paging (Project Complete)	Deferred Maintnenance	Unallocated	$70,322.17
240	9/21/2026	19 Kinder Upgrades	19 Kinder Upgrades	14 Critical Equipment	14.005 CE - Furniture	$377,080.00
239	9/18/2026	Deferred Maintenance	11.525 Findley ES Storm Line Replacement	Deferred Maintenance	11.802 Maintenance Repair Projects 25/26	$147,511.00
238	9/18/2026	Deferred Maintenance	11.524 ACMA OS Dance Room Netting	Deferred Maintenance	11.802 Maintenance Repair Projects 25/26	$27,000.00
237	9/14/2026	Deferred Maintenance	11.018 Kinnaman ES Roof	Deferred Maintnenance	11.022 Capital Center OS Café Roof	$107,697.00
236	9/10/2026	School Modernizations	10.020 Highland Park Modernization	Seismic Upgrades	09.006 Highland Park Seismic	$178,865.62
235	9/10/2026	School Modernizations	10.034 Ridgewood ES Modernization (Project Complete)	School Modernizations	10.047 Modernization Planning	$50,027.53
234	9/10/2026	School Modernizations	10.033 Raleigh Park Modernization (Project Complete)	School Modernizations	10.047 Modernization Planning	$210,435.46
233	9/10/2026	Deferred Maintenance	11.019 West Tualatin View ES Modular Roof	Deferred Maintenance	11.014 West Tualatin View ES HVAC	$8,700.00
232	9/10/2026	Deferred Maintenance	11.801 Maintenance Repair Projects 24/25 (Project Complete)	Deferred Maintenance	11.802 Maintenance Repair Projects 25/26	$181,433.46
231	8/11/2026	SB1149 Reimbursement	11.006 MS & Southridge HS Stage Improvements	Deferred Maintenance	Unallocated	$181,433.46
230	8/11/2026	SB1149 Reimbursement	9.002 Mountain View MS Seismic	Deferred Maintenance	Unallocated	$200,329.00
229	8/1/2026	Deferred Maintenance	Unallocated	Deferred Maintenance	11.007 Landscape & Sitework Improvements	$50,000.00
228	7/30/2026	Deferred Maintenance	11.802 Maintenance Repair Projects 25/26	Deferred Maintenance	11.523 BASE OS Chemical Storage Vent	$10,000.00
227	7/30/2026	Deferred Maintenance	Unallocated	Deferred Maintenance	11.007 Landscape & Sitework Improvements	$34,152.00

Budget Change No.	Date	From Master Project	Subproject	To Master Project	Subproject	Amount
226	7/30/2026	Deferred Maintenance	11.019 West Tualatin View ES Modular Roof	Deferred Maintenance	11.014 West Tualatin View ES HVAC	$6,813.32
225	7/30/2026	School Modernization	10.047 Modernization Planning	School Modernization	10.005 Bethany Modernization	$45,000.00
224	7/1/2126	Deferred Maintenance	11.802 Maintenance Repair 25/26	Deferred Maintenance	11.522 Cedar Park MS Stage Curtains	$13,915.00
223	7/9/2026	SB1149 Reimbursement	9.002 Mountain View MS Seismic	Deferred Maintenance	Unallocated	$266,330.10
222	6/30/2026	SB1149 Reimbursement	11.017 Aloha HS HVAC Upgrades	Deferred Maintenance	Unallocated	$553,115.86
221	6/29/2026	School Modernization	10.019 Greenway ES Modernization (Project Complete)	School Modernization	10.047 Modernization Planning	$23,244.41
220	6/29/2026	School Modernization	10.022 ISB OS Modernization (Project Complete)	School Modernization	10.047 Modernization Planning	$124,960.37
219	6/29/2026	School Modernization	10.047 Modernization Planning	School Modernization	10.039 Springville ES Modernization	$35,000.00
218	6/12/2026	Deferred Maintenance	11.516 Aloha HS Wheelchair Lift (Project Complete)	Deferred Maintenance	Unallocated	$18,873.70
217	6/10/2026	SB1149 Reimbursement	9.003 Meadow Park MS Seismic	Deferred Maintenance	Unallocated	$236,249.23
216	6/10/2026	Deferred Maintenance	11.802 Maintenance Repair 25/26	Deferred Maintenance	11.521 Five Oaks MS Elevator Repair	$70,000.00
215	5/15/2026	School Modernization	10.047 Modernization Planning	School Modernization	10.038 Southridge HS Modernization	$40,000.00
214	5/15/2026	School Modernization	10.045 Whitford MS Modernization (Project complete)	School Modernization	10.047 Modernization Planning	$97,350.10
213	5/1/2026	Deferred Maintenance	11.802 Maintenance Repair 25/26	Deferred Maintenance	11.520 Southridge HS Smoke Hatches	$125,000.00
212	4/30/2026	ETO Reimbursement	9.003 Meadow Park MS Seismic	Deferred Maintenance	Unallocated	$7,036.83
211	4/30/2026	ETO Reimbursement	11.017 Aloha HS HVAC Upgrades	Deferred Maintenance	Unallocated	$111,926.82

Budget Change No.	Date	From Master Project	Subproject	To Master Project	Subproject	Amount
210	4/30/2026	Deferred Maintenance	Unallocated	Deferred Mainteance	11.006 MS & SRHS Stage Improvements	$1,207,912.00
209	4/30/2026	Deferred Maintenance	11.005 Capital Center OS HVAC (Project Complete)	Deferred Mainteance	Unallocated	$191,918.01
208	4/30/2026	School Modernization	10.016 Fir Grove Modernization	School Modernization	10.038 Southridge HS Modernization	$52,089.47
207	4/30/2026	School Modernization	10.047 Modernization Planning	School Modernization	10.038 Southridge HS Modernization	$147,910.53
206	4/30/2026	School Modernization	10.007 BASE Modernization	Outdoor Learning	08.005 Outdoor Learning: Capital Center	$281,000.00
205	4/24/2026	Physical Education & Athletics	04.005 Beaverton HS SB/BB Artificial Turf	Physical Education & Athletics	04.004 Westview HS SB/BB Artificial Turf	$450,000.00
204	4/20/2026	Deferred Maintenance	11.045 Aloha HS Stadium Turf (Project Complete)	School Modernization	10.001 Aloha HS Modernization (Aloha HS Gym Floor & Bleachers)	$57,940.72
203	4/20/2026	Deferred Maintenance	Unallocated	School Modernization	10.001 Aloha HS Modernization (Aloha HS Gym Floor & Bleachers)	$13,128.28
202	4/14/2026	Seismic Upgrades	9.002 Mountain View MS Seismic	Seismic Upgrades	9.007 Seismic Planning	$75,000.00
201	4/14/2026	Deferred Maintenance	11.024 Beaverton HS Stadium Turf/Lighting	Deferred Mainteance	Unallocated	$100,000.00
200	4/14/2026	School Modernization	10.029 Montclair ES Modernization (Project Complete)	School Modernization	10.047 Modernization Planning	$12,973.92
199	4/8/2026	School Modernization	10.003 Barnes ES Modernization (Project Complete)	School Modernization	10.047 Modernization Planning	$134,826.57
198	4/8/2026	School Modernization	10.003 Barnes ES Modernization	School Modernization	10.038 Southridge HS Modernization	$87,000.00
197	4/8/2026	School Modernization	10.003 Barnes ES Modernization	School Modernization	10.044 Westview HS Modernization	$15,000.00
196	4/8/2026	Deferred Maintenance	11.002 Southridge HS HVAC (Project Complete)	Deferred Mainteance	Unallocated	$100,046.41
195	3/30/2026	Deferred Maintenance	11.019 West Tualatin View ES Modular Roof	Deferred Maintenance	11.014 West Tualatin View ES HVAC	$4,855.00

Budget Change No.	Date	From Master Project	Subproject	To Master Project	Subproject	Amount
194	3/12/2026	Nutrition Services	Unallocated	Nutrition Services	13.004 Dishwasher Installations	$175,000.00
193	3/12/2026	Deferred Maintenance	Unallocated	Deferred Maintenance	11.007 Sitework	$29,805.81
192	2/28/2026	School Modernization	10.027 Meadow Park MS Modernization	Seismic Upgrades	9.003 Meadow Park MS Seismic	$411,504.00
191	2/27/2026	Office Relocations	06.002 Westview HS Office Relocation (Project Complete)	Office Relocations	Unallocated	$0.00
190	2/25/2026	Nutrition Services	13.002 Bottle Fillers (Project Complete)	Nutrition Services	Unallocated	$262,701.12
189	2/25/2026	Deferred Maintenance	11.020 Dishwaher Improvements (Project Complete)	Deferred Maintenance	Unallocated	$41,051.53
188	2/17/2026	Physical Education & Athletics	04.003 Aloha HS SB/BB Artificial Turf	School Modernizations	10.001 Aloha HS Modernization	$215,000.00
187	1/28/2026	Security Upgrades	12.003 Security Trio: Cameras, Access Control, Intrusion	Security Upgrades	12.007 Barnes ES Secured Entry	$800,000.00
186	1/5/2026	Deferred Maintenance	Unallocated	Deferred Maintenance	11.022 Capital Center OS Café Roof	$914,119.00
185	12/17/2025	Deferred Maintenance	Unallocated	Deferred Maintenance	11.027 Sunset HS HVAC	$6,500,000.00
184	12/17/2025	Deferred Maintenance	Unallocated	Deferred Maintenance	11.043 Paging Improvements	$1,200,000.00
183	12/12/2025	Deferred Maintenance	11.512 Beaverton HS Baseball Stadium Re-Seal (Project Complete)	Deferred Maintenance	Unallocated	$54,656.41
182	12/12/2025	Deferred Maintenance	11.517 DSC Sewer Line Replacement (Project Complete)	Deferred Maintenance	Unallocated	$547.75
181	12/10/2025	Deferred Maintenance	Unallocated	Deferred Maintenance	11.015 Terra Linda ES Roof	$4,204,254.00
180	12/10/2025	Deferred Maintenance	Unallocated	Deferred Maintenance	11.018 Kinnaman ES Roof	$3,075,454.00
179	12/8/2025	Deferred Maintenance	Unallocated	Deferred Maintenance	11.007 Landscape & Sitework Improv	$135,000.00

Budget Change No.	Date	From Master Project	Subproject	To Master Project	Subproject	Amount
178	11/30/2025	School Modernization	10.009 Cedar Park Modernization	Seismic Upgrades	09.004 Cedar Park Seismic	$441,629.42
177	11/18/2025	Security Upgrades	Unallocated	Security Upgrades	12.005 Security Fencing	$11,894.00
176	11/18/2025	Security Upgrades	12.001 Security Assessment	Security Upgrades	12.005 Security Fencing	$100,000.00
175	11/17/2025	Deferred Maintenance	Unallocated	Deferred Maintenance	11.007 Landscape & Sitework Improvements	$35,000.00

Equity Report

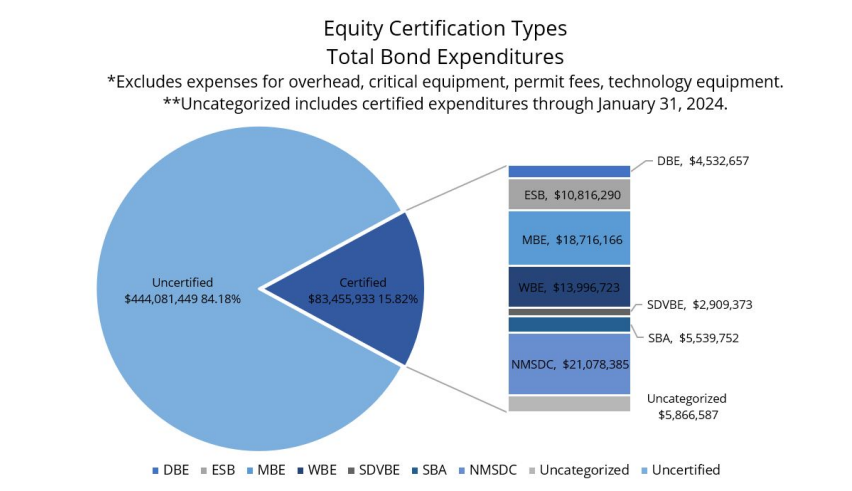

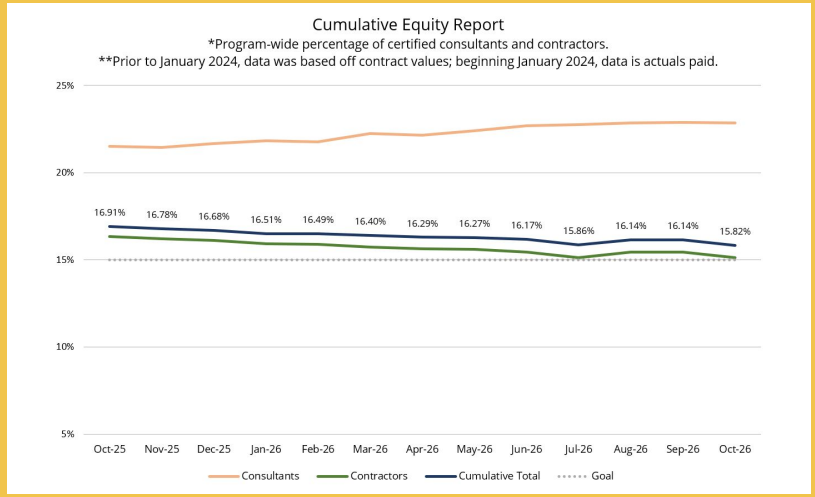

Excludes expenses for overhead, critical equipment, technology equipment and permit fees.

Apprenticeship

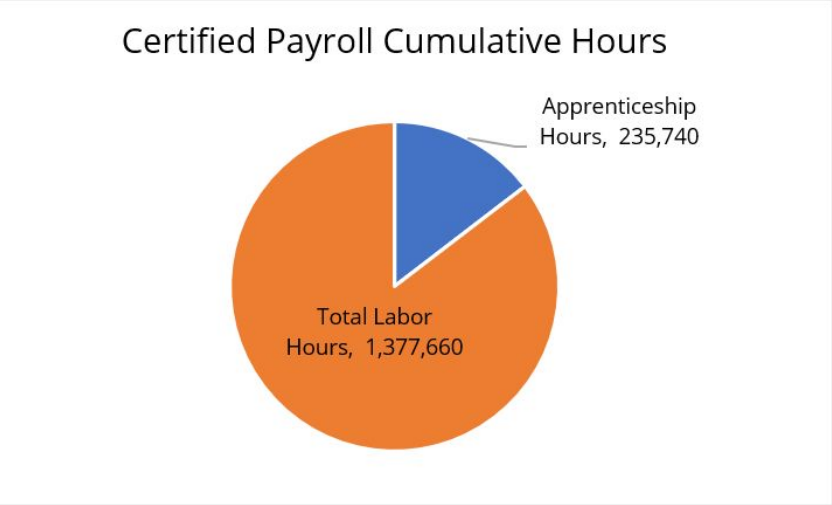

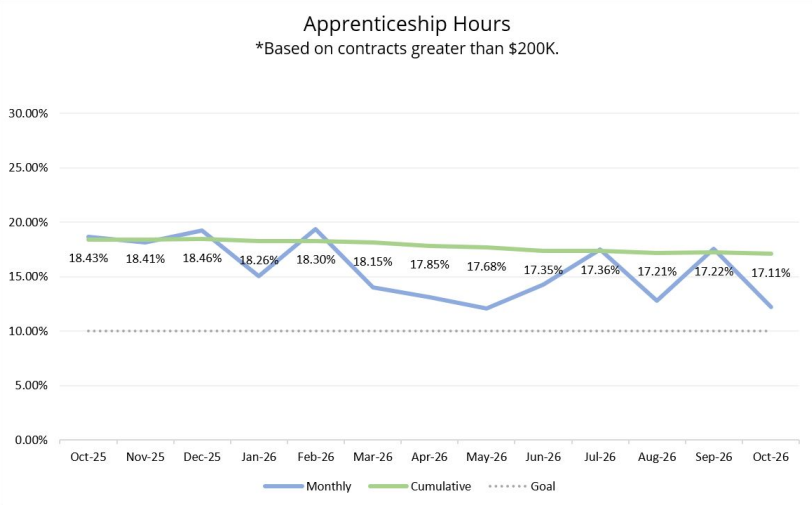

Percentage of hours worked by apprentices on contracts greater than $200k.
**This graph reflects updated values based on information received for prior months.*

Project Updates

Beaverton HS Rebuild

- In the new building, commissioning and punch list work continues.
- In the existing building, hazardous materials abatement continues.
- Irrigation and drainage work continues across athletic facilities.
- Softball/baseball turf installation begins in November.





Schedule Status: On Track
Scheduled Completion: 8/2026 - Building
8/2027 - Site
Budget Status: On Track
Project Budget: $253,630,000

Allen Transportation

Allen Transportation Rebuild

- Construction is approximately 65% complete.
- The pre-engineered metal building erection is nearing completion with only wall panels remaining.
- Site improvements are 80% complete with paving actively underway.
- Substantial Completion: 4/2027



Schedule Status: On Track
Scheduled Completion: 2/2027
Budget Status: On Track
Project Budget: $13,205,000

Barnes ES

Gym & Cafeteria

- Land use process underway.
- Design Development drawings are due in December.
- Kirby Nagelhout selected as Design-Build contractor.



Schedule Status: On Track
Scheduled Completion: 8/2028
Budget Status: On Track
Project Budget: $14,000,000

Aloha HS

Gym Floor & Bleachers

- Project complete.



Athletic Facilities

Aloha HS Batting Cages & Concessions

- Project nearing completion.
- Netting and turf installation in batting cages remains.





Athletic Facilities

Southridge HS Concessions

- Awaiting permit approval from City of Beaverton
- Construction begins in November pending receipt of permits
- Substantial completion: 1/2027

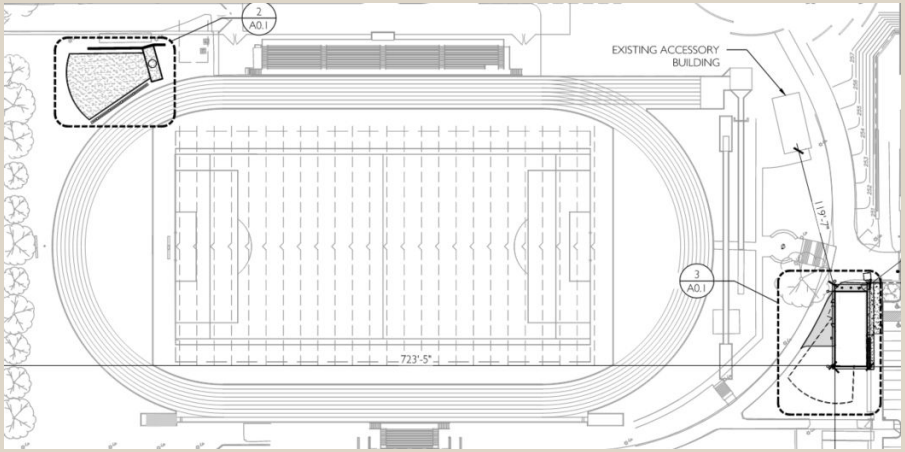

Athletic Facilities

Westview HS SB/BB Turf

- Baseball turf installation beginning in November.
- Softball finish rock and backstop fencing is ongoing.





Outdoor Learning

McKinley ES

- Land use permit has been received for the covered play area.
- Substantial completion: 8/2027

Modernization

Modernization projects currently underway:

- Bonny Slope ES: Fieldturf contract is in place for turf and backchip installation under swings.
- Chehalem ES: New library furniture ordered for winter break installation.
- Errol Hassell: Bids for exterior window shades are due in November.
- Five Oaks MS: Developing scope of work for bulletin boards.
- Hiteon ES: Reviewing quotes for carpet replacement in summer 2027.
- Kinnaman ES: Design for new library furniture underway.
- Nancy Ryles ES: Reviewing library furniture options with the school.
- Southridge HS: All-user restrooms are pending approval of budget increase. Phase 2 of carpet installation is scheduled for next summer.
- Springville ES: Fieldturf contract executed for turf installation at the upper playgrounds and removing existing bark.
- Terra Linda ES: New story steps and library circulation desk installation underway.
- Westview HS: All-user restrooms are pending approval of budget increase for summer 2027.

Seismic Upgrades

Cedar Park MS

- Project 50% complete.
- Summer 2027 work will include cafeteria, upper gym, main office and A hall seismic upgrades and roof; in addition to bathroom remodels and new carpet throughout the building.
- Evaluating adding lighting back into the project scope.
- Substantial completion: 8/2027

Whitford MS

- 80% Construction Documents due in November.
- Guaranteed Maximum Price Amendment is anticipated in March 2027.
- Budget increase pending School Board approval in November.
- Construction: Summers 2027 and 2028

Highland Park MS

- 80% Construction Documents received in October.
- Permit submission expected in December and Guaranteed Maximum Price Amendment is anticipated in January 2027.
- Budget increase pending School Board approval in November.
- Construction: Summers 2027 and 2028

Deferred Maintenance

Sunset HS HVAC

- Project is 50% complete.
- Commissioning and control adjustments continue.
- Working through design modifications for Summer 2027 work.
- Construction: Summers 2026 and 2027

Capital Center OS Roof

- Project complete.

MS & Southridge HS Stage Improvements

- Five Oaks, Meadow Park and Mountain View MS upgrades are complete.
- Conestoga MS and Stoller MS to be completed summer 2027.

Security Upgrades

Cameras, Access Control, Intrusion

- This project is continuing along as scheduled. We are completing about 2-3 schools per month and are scheduled to be complete at the end of next summer.

Paging

- All schools should be completed this fall.

Distributed Antenna System

- The DAS upgrades are taking place concurrently with the security upgrades.

Barnes Secured Entry

- Construction Document drawings underway.
- Construction start: Summer 2027

Beaver Acres ES

New Cafeteria

- Wall framing continues.
- Below grade masonry and backfill work underway.
- Substantial Completion: June 2027

Renovation & Conversion of Existing Kitchen & Cafeteria

- Substantial Completion: August 2027



Contact: Aaron Boyle, Administrator for Facilities Development
Email: aaron_boyle@beaverton.k12.or.us
Phone: 503-356-4364