EXTERIOR RENOVATIONS

A. WARD SPAULDING ELEMENTARY SCHOOL
945 MOUNTAIN ROAD
WEST SUFFIELD, CT 06093

S/P+A PROJECT #26.044

DATE: November 9, 2026

The following changes to the Drawings and Project Specifications shall become a part of the Drawings and Project Specifications; superseding previously issued Drawings and Project Specifications to the extent modified by Addendum #1.

General Information:

- The mandatory pre-bid sign-in sheet is attached for reference. (2)
- The deadline for RFIs is Friday, November 13, 2026.
- See attached RFI log. (1)

Changes to the Specifications:

- BID FORM, delete in its entirety. A new BID FORM has been added and is attached as part of this addendum. (3) *(Per Owner Request)*
- SECTION 012300, ALTERNATES, Page 2, Article 3.1, add the following:

  "B. **ADD ALTERNATE #2: Exterior Door Assembly Replacement:** Add to the Base Bid the labor, material, and equipment for the removal and replacement of the existing door assemblies where indicated by Construction Note #01 on the Drawings. Refer to the attached Product Data as provided by Owner for additional information. (6)" *(Per Owner Request)*

The bid date remains unchanged by this addendum.
The addendum consists of thirteen (13) pages of 8½" x 11" text.
End of Addendum #1

26.11.06, 10:00AM

SPAULDING ES EXTERIOR: PRE-BID SIGN-IN

	Name	Company	Phone	EMAIL
1.	Rick Nation	Gilibertos Sons	860.428 9929	rick@Gilibertos Sons.com
2.	Allison Annulli	Orlando Annulli	860 C044 2427	AARON@ ANNULLI.COM
3.	SAN NEAGLE	PELLETIER C.M.	860.983.0249	noah@PCM-CT.com dan@PCM-CT.com
4.	GREG LAROSE	FRANK CAPASSO AND SONS	203.234.2355	glarose@frankcapassoandsons.com
5.	Matt Exton	City Enterprise Inc.	413 896 0044	Matt@cityenterprise.com
6.	Regan Craig	Kronenberger & Sons Restoration	860.929-1522	regan@Kronenbergerandsons.com
7.	Imtiaz Ahmed Chaudhry	TRACO CONTRACTING INC	646-210-7506	Traco_Construction@Hotmail.com
8.	John McMahon	Armani Restoration	860 296 6811	estimating@armanirestoration.com
9.	JORGE ORFAO	GL CAPASSO	203-469-2810	jorge@glcapasso.com
10.	Glenn Akerman	Redwood Construction	203 470 8549	glenn@Redwoodconsulting co.com

CITY ENTERPRISE INC

Matthew Eaton | Project Manager
C: 413.896.0094
Matthew@CityEnterpriseinc.com
Our Obsession with Excellence Sets the Precedence

REDWOOD CONSTRUCTION

GLENN AKERMAN

O: 203-653-9105
C: 203-470-8549
GLENN@REDWOODCONSULTINGCO.COM

REDWOODCONSULTINGCO.COM

PCM
PELLETIER CONSTRUCTION MANAGEMENT

Daniel Neagle
Operations Manager
c: 860-983-0249
dan@pcm-ct.com

27 West Main St., Clinton, CT 06413
Affirm. Action/Equal Opp. Employer
CT Small Business Enterprise

o: 860.430.5513 x 105
pcm-ct.com

Giliberto & Sons, LLC
Quality • Teamwork • Integrity • Commitment

Rick Nation
Project Manager
Ph : 860.969.2977
Cell : 860.428.9929

- **Masonry & Restoration**
- **Concrete Repair**
- **Waterproofing & AVB**
- **Caulking & Firestopping**
- **Chemical Cleaning**
- **Coatings & Sealers**

50 Budney Road, Newington, CT 06111
Rick@GilibertoSons.com
Service Areas: CT, MA, RI, NY

REGAN CRAIG
Estimator

KR 46

KRONENBERGER & SONS RESTORATION, LLC

175 INDUSTRIAL PARK ROAD, MIDDLETOWN, CONNECTICUT 06457
OFFICE: 860.347.4600 • CELL: 860.929.1522
EMAIL: REGANC@KRONENBERGERSONS.COM • WWW.KRONENBERGERSONS.COM
Major Contractor #900144 • Home Improvement Contractor #552121

OA

Orlando Annulli and Sons, Inc.
General Contractors

147 Hale Road
Manchester, CT 06042

Allison Annulli
Bid Coordinator

P.O. Box 610
Manchester, CT
06045-0610
-mail-

Cell 860.982.8706
Telephone 860.644.2427
Facsimile 860.644.6505
e-mail allison@annulli.com
www.annulli.com

SBE Enterprise

GL

G.L. Capasso, Inc.
Structural Restoration Contractors

34 Lloyd Street
New Haven, CT 06513

Jorge Orfao
jorge@glcapasso.com

Office: (203) 469-2810
Cell: (203) 361-4660
Fax: (203) 234-9424

FCS

Frank Capasso & Sons, Inc.

Greg LaRose
Field Supervisor

1003 Middletown Avenue
Phone (203) 234-2355

Northford, CT 06472
Fax (203) 234-0031



Ahmed
CEO

Traco Construction
SERVICING ALL 5 BOROUGHS AND WESTCHESTER

646-210-7506
traco_construction@hotmail.com

ARMANI RESTORATION INC.

John McMahon
Estimator
Tel: 860-296-6811 x121
Fax: 860-296-1867
E-Mail: JMcMahon@armanirestoration.com

- ▲ Masonry Restoration
- ▲ Chemical Cleaning
- ▲ Protective Coatings
- ▲ Waterproofing
- ▲ Caulking/Fire Stopping
- ▲ Concrete Restoration

estimating@armanirestoration.com
95 Bysiewicz Drive
Middletown, CT 06457

SILVER PETRUCELLI + ASSOCIATES
3190 Whitney Avenue | Hamden CT 06518
311 State Street | New London CT 06320

BID RFI LOG

Project: **A. Ward Spaulding Elementary School Exterior Renovations**
State Project/Bid #:
S/P+A Project #: **26.044**

RFI Deadline: **11/13/26**
Bids Due: **11/20/26, 11a**

RFI #	QUESTION	DATE RECEIVED	RESPONSE	ADDENDUM # ISSUED
001	When are RFIs due for this project?	11/03/26	Refer to AIA A701, 3.2.2.	1

(To be submitted in duplicate)

BIDDER: _____
Name

_____
Address

To: **Suffield Public Schools**
350 Mountain Road
Suffield, CT 06078

Project: **A. Ward Spaulding Elementary School Exterior Renovations**
945 Mountain Road
West Suffield, CT 06093

In preparing this bid, we have carefully examined the Bidding Documents for this Project. We have visited the site and noted the conditions affecting the Work.

The Bidding Documents referred to include Drawings and Project Manual dated October 16, 2026, prepared by Silver/Petrucelli + Associates, Inc., Hamden, Connecticut.

We propose to perform the work described in the Bidding Documents, in keeping with definitions of Article 1 of the Instructions to Bidders, for the Base Bid Sum as follows:

Base Bid:

Entire Project for the Total Cost of:

$ _____ Dollars ($ .00).
written figure

We will commence work on the project _____ calendar days after receipt of "Notice to Proceed" or signing of Contract, whichever is sooner. We will be able to substantially complete the project within _____ calendar days thereafter. (Also refer to SIB 1.1.B).

Allowances: (See Section 012100)

Allowance #1: Brick Masonry Replacement (part of Base Bid) $ _____
Allowance #2: Masonry Repointing (part of Base Bid) $ _____

Alternates:

The undersigned proposes to furnish all Labor, Materials, Equipment and Services necessary to construct the items listed in the Alternates described in Section 012300 for the stipulated sum of:

ALTERNATE #1: Voluntary Alternate

For the work, methods, procedures, or materials referenced below, we propose to (Add/Deduct) from the Base Bid a total of

$ _____ Dollars ($ .00).
written figure

The project schedule will be (added) (decreased) by _____ calendar days to complete the work indicated under Alternate #1.

Voluntary Alternate Summary Description:_____

_____

_____

_____

ADD ALTERNATE #2: Exterior Door Assembly Replacement: Add to the Base Bid a Total of:

$ _____ Dollars ($ .00).
written figure

The project schedule will be (increased/decreased) by _____ calendar days to complete the work indicated under Add Alternate #2.

Unit Prices:

As required by the Base Bid, should deteriorated or damaged materials be required to be removed as determined by the Architect or Owner, the cost to remove and replace the referenced material, (or credit for specified material not provided or installed) including all labor, material, equipment, and related furnishings is as follows:

Item	Description	Unit Price
1.	Mortar repointing, to match existing (including removal, disposal, and cleaning)	$ lf
2.	Brick replacement, to match in-kind (including removal, disposal, and associated installation materials)	$ sf
3.	Masonry cleaning (including preparation)	$ sf
4.	Parging, thickness to match existing (including deteriorated material removal, disposal, and repair of existing substrate)	$ sf
5.	Steel lintel recoating (including preparation)	$ lf
6.	Weep clearing and restoration	$ weep
7.	Typical lintel replacement (including removal, preparation and disposal)	$ lintel
8.	Long lintel replacement (including removal, preparation and disposal)	$ lintel
9.	Sealant replacement (including deteriorated material removal, preparation, and disposal)	$ lf
10.	Concrete sill replacement (including removal, preparation and disposal)	$ lintel

If written notice of the acceptance of this Bid is mailed, telegraphed, or delivered to the undersigned at the Address designated below, within ninety (90) days after the date of Bid Opening, or any time thereafter before this Bid is withdrawn, the undersigned will, within ten (10) days after the date of mailing, telegraphing, or delivering of the notice, execute and deliver a contract in the Standard Form of Agreement Between the Owner and Contractor, AIA Document A101, or similar contract modified as may be mutually agree upon.

The undersigned acknowledges that he has examined the documents, visited and examined the site as required under "Instructions to Bidders", examined the availability of labor and materials and further

agrees to comply with all the requirements as to the conditions of employment and wage rates set forth by the State of Connecticut Department of Labor.

Addenda:

The undersigned acknowledges receipt of the following addenda to the Contract Documents, listed by number and date:

Number , Dated: _____ Number , Dated: _____
Number , Dated: _____ Number , Dated: _____

Exceptions: _____

NON-COLLUSIVE BID STATEMENT

The undersigned bidder certifies that this bid is made independently and without collusion, agreement, understanding or planned course of action with any other bidder and that the contents of the bid shall not be disclosed to anyone other than employees, agents, or sureties prior to the official bid opening.

ATTACHMENTS – Attached hereto is:

1. **Bid Bond**

Signature: _____ Date: _____

Printed Name and Title
of Agent submitting bid: _____

Name of Company: _____

Address: _____

Telephone Number: _____ Fax Number: _____

E-mail: _____

This Bid may be withdrawn prior to the scheduled Bid Opening or any postponement thereof.

ADD ALTERNATE #2

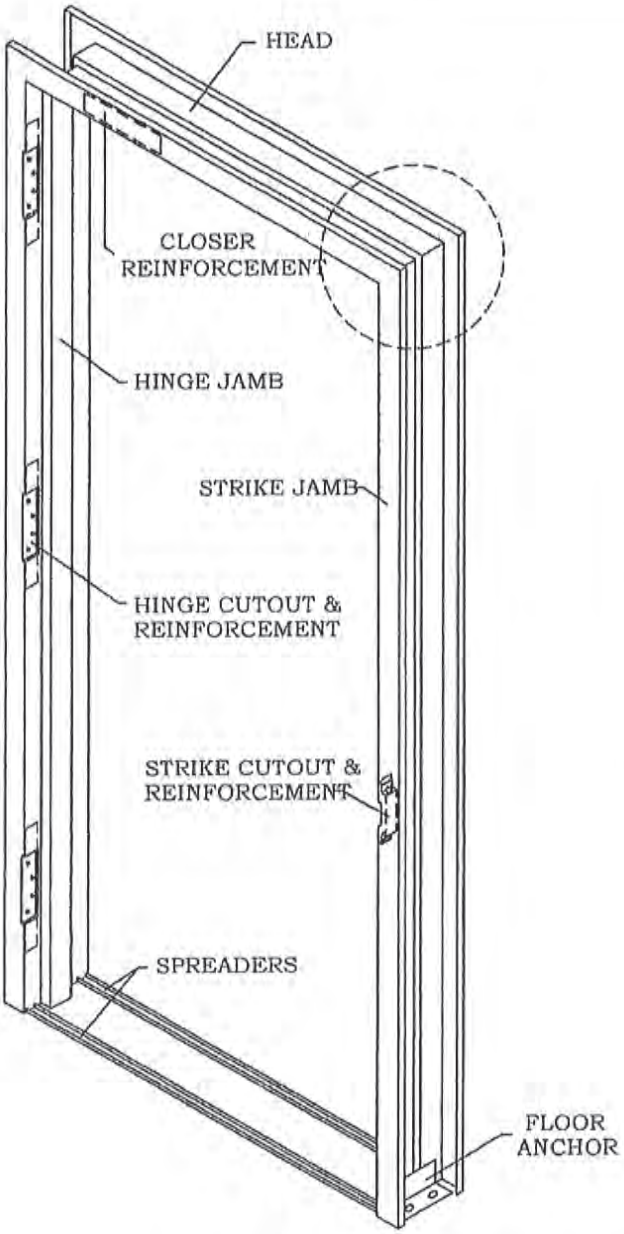

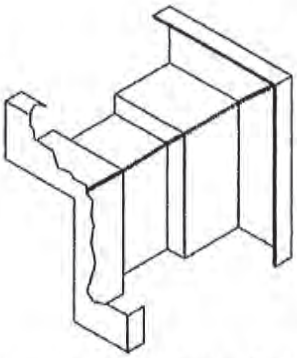

Perimeter joints shall have all elements of the frame member continuously welded: soffit, stops, rabbets, faces and returns. Faces and returns may be welded internally or externally. Soffit stops and rabbets shall be welded internally.

SAW-MITERED AND CONTINUOUSLY WELDED

3-SIDED FRAME, CONTINUOUSLY WELDED

Frame products shall be manufactured from steel conforming to project specifications.

Provisions shall be made for hardware with drilling and tapping, furnished for templated mortised items in accordance with ANSI/SDI A250 "Recommended Practice for Hardware Reinforcing on Standard Steel Doors and Frames".

THE PHILIPP MFG. CO.
19 WARD AVE., EASTHAMPTON, MA. 01027
(413) 527-4444 Fax: (413) 527-4446

PRODUCT DATA SHEET
CONT. WELDED SB
11/30/17

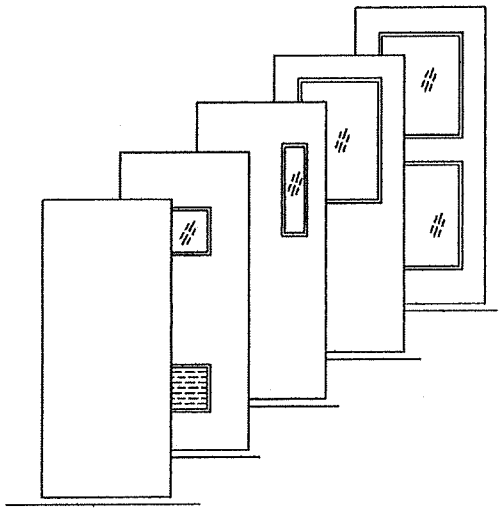

Flush closer channel provided on request. Either as shown or welded.

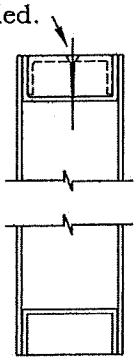

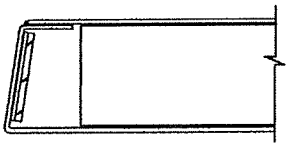

FABRICATION OPTIONS:

Thickness: 1-3/4" to 2-1/4"
Door Skins: gage (thickness) 18 (0.042"), 16 (0.083"), 14 (0.067"), or 12 (0.093").
Door Skin Material: Galvannel steel conforming to ASTM A 653/A 653 M.
Core: Polystyrene: Rigid, extruded, closed cell board, minimum 0.7 pound per cubic foot (11.2 kilograms per cubic foot) density. Core preformance tested per; Thermal properties tested per ASTM C518 - "R" value - 8.1, Compressive strength tested per ASTM D1621 - 65 lbs/sq.in., and Water absorption 1.6% by volume.

CONSTRUCTION:

Doors skins formed from commercial quality steel. Vertical door edge continuously welded and finished smooth. Core chemically bonded to internal surfaces to achieve maximum adhesion. Provisions shall be made for hardware with drilling and tapping furnished for templated mortised items in accordance with industry standards and with reinforcing only for surface applied items. Metal molding shall be provided for visions and/or louvers as required.

Door tested for compliance with;
UL10C (Positive Pressure) for max. "A-Label", 3 hour location, also classified in accordance with the Uniform Building Code 7-2, Fire Tests of Door Assemblies, (1997).
UL 1784 Air Leakage Tests for Door Assemblies.
ANSI A250.4 (Physical Endurance) 1,000,000 cycles.
ASTM C 1363 Thermal Performance Test; Standardized Thermal Transmittance (U-Factor) 0.42.

HOLLOW METAL DOOR, POLYSTYRENE CORE

NOTE: Not all sizes, thicknesses, or hardware configurations comply with the above testing compliances. Consult with our sales team regarding your specific project requirements.

THE PHILIPP MFG. CO.
19 WARD AVE., EASTHAMPTON, MA. 01027
(413) 527-4444 Fax: (413) 527-4446

PRODUCT DATA SHEET

HOLLOW METAL DOOR POLYSTYRENE CORE

11/30/17

22 Rim Exit Device



22 Rim exit device for all types of single and double doors with mullion, UL listed for panic exit hardware. Devices are Grade 1 rated to ANSI A156.3, 2014. Devices cover stock hollow metal doors with 161 door prep cutouts. Fits door stiles as narrow as 3-13/16" (97 mm). The device is non-handed.

*Not applicable with all strike and mullion combinations, consult factory.

Specifications

Device functions	Ships ready for all functions, EO, DT, NL, TP, K, L
Device lengths	3' (914 mm) 4' (1219 mm) Note: See minimum door opening chart at bottom of page.
Device centerline from finished floor	39 13/16" (1011 mm) 39 11/16" (1008 mm) with mullion
Center case	4 5/32" (105 mm) x 3 3/16" (81 mm) x 2 3/8" (60 mm)
Mechanism case	2" (51 mm) x 2-3/8" (60 mm)
Projection	Push bar neutral - 3-11/16" (94 mm) push bar depressed - 2-7/8" (73 mm)
Latch bolt	Deadlocking, 3/4" (19 mm) throw
Finishes	526, 622, 689, 695
Fasteners and through bolts (SNB)	Includes screw pack for 1-3/4" (44 mm) and 2-1/4" (57 mm) wood and metal doors; optional SNB available for device (see page 27 for quantities)

Notes:

- Black end caps are standard for all finishes, with the exception of 526.
- Optional black metal end caps are available; order #900397 as a separate line item. Additional charges apply.
- All devices configured in 526 finish will be supplied with a metal endcap in finish as standard.
- Order 900397-622 for the 622, 689, and 695 devices, and 900397-526 for the 526 device (service).

Minimum Door Opening Chart

Stop Height	Strike	Single Door	Double Door w/Mullion	Minimum Door Opening for 3' Device*
1/2"	299	Yes	—	26.500" (673 mm)
1/2"	1439	Yes	—	25.687" (652 mm)
1/2"	299	—	4754 4854 4954	27.000" (686 mm)
1/2"	299	—	5654	25.812" (656 mm)
1/2"	1408	—	5754	25.750" (679 mm)
1/2"	1606	—	1654	26.562" (675 mm)
1/2"	299	Yes	—	26.750" (679 mm)
5/8"	1439	Yes	—	25.937" (659 mm)
5/8"	299	—	4754 4854 4954	27.125" (689 mm)
5/8"	299	—	5654	26.687" (678 mm)
5/8"	1408	—	5754	25.875" (657 mm)
5/8"	1606	—	1654	26.687" (678 mm)

*For 4' device, add 6" (152 mm)

Features & Options

Electrified Options

ALK	Alarm exit kit
CON	Allegion Connect
LX	Latch bolt monitor switch
LX-LC	Latch bolt monitoring, low current
LX-RX	Latch bolt monitoring, request to exit
LX-RX-LC	Latch bolt monitoring, request to exit low current
QEL	Quiet electric latch retraction
RX	Request to exit
RX2	Double request to exit
WP-RX	Waterproof request to exit

Mechanical Options

AX	Accessible device, LBR only
GBK	Glass bead kit
HW	Hurricane device — Wind-Only

Dogging Feature

Hex key dogging standard

Dogging Options

LD	Less dogging

QEL option available

Strikes

Top: 299 – Dull black

Accessories



299 Strike
Ships standard; optional strikes available



Hex key dogging
Comes standard on 22 rim exit devices

Steel Mullions

1654 Prepared for two 1606 strikes. If 1606 strikes are not specified on the order, two per mullion will be added. Additional charges apply.

4954 Prepared for 264 or 299 strikes. For use with all Von Duprin Panic rim devices. Note: Specify strike choice with device.

9954 Prepared for and must be used with two 268 strikes (88-F device), or two 499F (22-F, 98-F, 99F devices). UL fire labeled mullion for up to 3 hour opening using Von Duprin fire exit rim devices. This mullion is not easily removed due to special fittings.

22-F and 88-F devices are rated up to 8' x 8" (2438mm x 2438mm).

98-F and 99-F devices are rated up to 10'0" (3048mm).

Note: If 268 or 499F strikes are not specified on the order, two per mullion will be added. Additional charges apply.

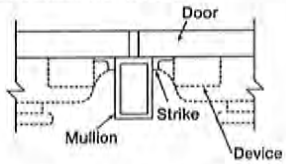

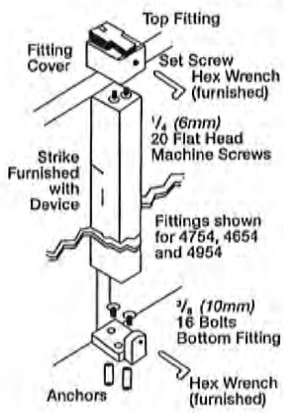

4754 Prepared for two 4263 monitor strikes.

4854 Prepared for one 299 and one 6111 electric strike. Indicate handing for electric strike.

9854 Prepared for one 268 or 499F strike and one 6111 electric strike. Indicate handing for electric strike. UL fire labelled mullion for up to 3 hour openings up to 8' x 8' (2438mm x 2438mm) using Von Duprin fire exit rim devices.

Aluminum Mullions

4854/9854 – Using one electric strike

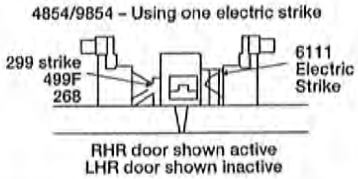

5654 Prepared for two 264 or 299 strikes with weatherstripping. Includes one set of 154 stabilizers.

5754 Prepared and furnished with one 1408 double door strike. Includes one 154 stabilizer set. Note: specify device "less strike".

Sizes for Mullions

1654, 4954, 4754, 4854, 5654	9854, 9954
7' 2" (2184mm)	7' 3" (2210mm)
8' 2" (2489mm)*	8' 3" (2475mm)
10' 2" (3099mm)*	10' 3" (3124mm)

KR1654, KR4954, KR4754, KR4854	KR9854** KR9954***
7' 6" (2286mm)	7' 5" (2261mm)
8' 6" (2591mm)	8' 5" (2565mm)*
10' 6" (3200mm)	10' 5" (3175mm)*

* Only qualifying applications will be provided with UL Label.
** Fire rated same as 9854
*** Fire rated same as 9954



Angle plate is used with narrow transom frames. The plate attaches to the transom extending the surface area needed to mount the mullion. Must be ordered separately. Specify finish.

154 Stabilizer is a two-piece interlocking set. One piece mounts on the mullion with the top mounting hole 5-3/16" (148mm) below the centerline of the strike; the other piece mounts on the door. Shims are provided to adjust for misalignment between the door and mullion.



The set maintains integrity between the door and mullion to prevent vandalism and to ensure contact between the device and strike as the doors expand and contract with temperature changes.

Furnished standard on aluminum mullions; optional for steel and all blank steel mullions.

MT54 Storage kit is a set of floor and wall brackets that provide convenient storage of the keyed removable mullion when removed from the opening.

To Order, specify

1. Model MT54
2. Finish 622, 695 or 689

LCN®

4040XP Series

Surface Mounted Closer

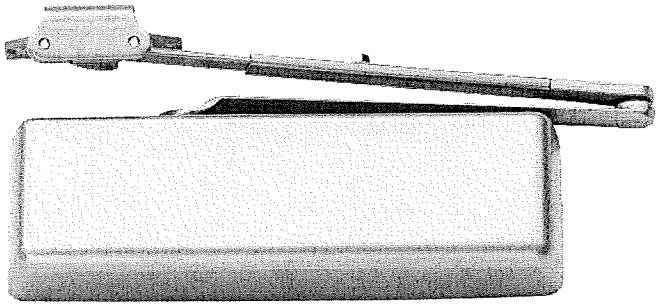

OVERVIEW

The 4040XP Series is LCN's most popular door closer—and for good reason.

When it comes to heavy-duty, no other closer is like the LCN® 4040XP. Durable, non-handed, and filled with our all-weather Liquid X hydraulic fluid, it's built for the most demanding high-use-and-abuse applications.

Installation and maintenance is made easy, thanks to its intuitive design, on-product diagrams, and a QR code for a landing page full of resources. Installers and service technicians can do their job confidently—ultimately, maximizing the life of the product.

As a universal closer, the 4040XP fits a wide variety of applications, easing inventory headaches and serving as the closer for all your high use openings.

And it all comes with LCN's roster of expert support staff, based in Princeton, IL. For questions on applications, installations, technical descriptions, or parts, we've seen it before and we're here to help.

FEATURES & BENEFITS

- ANSI/BHMA A156.4 Grade 1 rated and meets ADA reduced force opening requirement
- cUL listed and UL listed for self-closing doors without hold-open
- Cast iron cylinder for rugged performance, longer life, and maximum control
- Single-piece, heat-treated, forged steel arms engineered to withstand bending and breaking
- Captured, full complement bearings for consistent force distribution to reduce potential leaks
- Patented snap-fit cover for an improved retention fit that better protects the closer
- Positive stop reg valves eliminate leaking from unintentional over-adjustments
- LCN Green Dial provides intuitive graphics to aid adjustments

CYLINDER

4040XP-3071

Cast Iron Cylinder Assembly

Handing	Sizing
Non-handed	Adjustable spring size 1–6, includes LCN Green Dial

Available Cylinder Options

DEL	Delayed action cylinder



ADJUSTMENTS

- LCN Green Dial provides a visual reference of the spring power setting, taking the guesswork out of spring power adjustments.
- Additional adjustments can be made to the back check, main, and latch regulation valves which are labeled for easy identification.
  - Note: Labels correspond to a diagram with door swing zones located on the closer body.
- A patented positive stop feature on all regulation valves. The improved staking feature prevents the screw from being backed out and causing accidental damage to the product.
  - The patented regulation valve indicators provide visual color indicators of how far a screw is backed out—the more visible the component, the faster the speed.
  - This makes adjustments simpler and more intuitive.
- QR code that provides on-the-spot access to interactive installation and maintenance instructions and tech support.

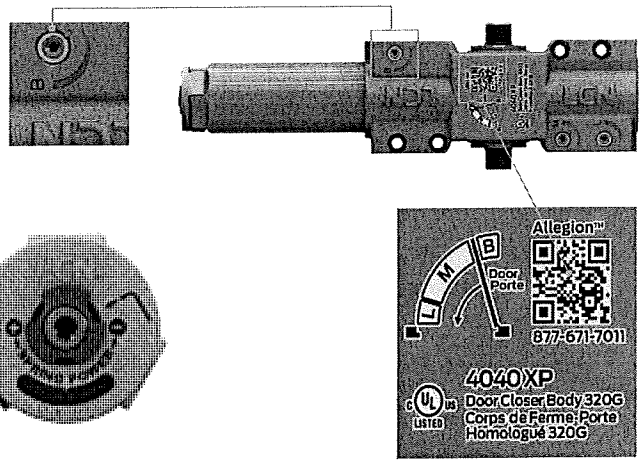

MOUNTING

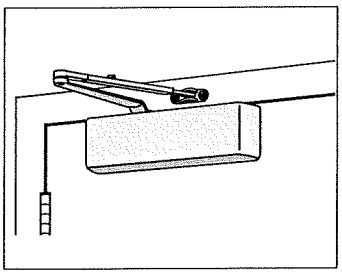

Hinge (Pull Side)

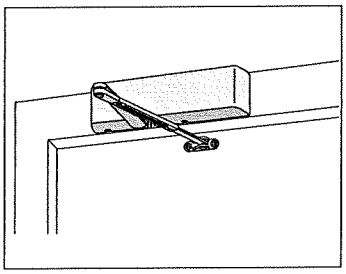

Top Jamb (Push Side)

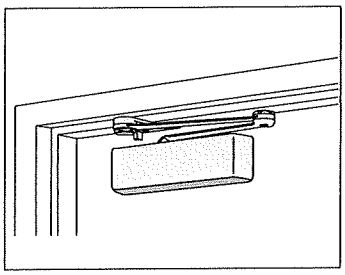

Parallel Arm (Push Side)