# West High School

14653 Clayton Rd., Ballwin, MO 63011
Parkway PN #542501B
Building Renovation & Site Improvements

## BID / PERMIT SET
## 11.05.2026

ALTERNATE SCOPE NOTES:
- BASE BID TO INSTALL RAMUC COATING AT GUTTER, PER DRAWINGS.
- ALTERNATE #1 TO INSTALL TILES & GROUT AT POOL GUTTER.


Architect
**Bond Architects, Inc.**
MO State Cert. of Authority #2009027409
222 South Central Avenue, Suite 501
St. Louis, MO 63105
(314) 863.4994 tel
(314) 863.4996 fax
Contact: Erik Wilson
Email: ewilson@bondarchitectsinc.com

Civil Engineer
**Cole & Associates, Inc.**
Consultant Project #26-0064
Certificate of Authority #001165
401 S. 18th St., Suite 200
St. Louis, MO 63103
314.984.9887 tel
Contact: Jared Wilson
Email: jwilson@colestl.com

Structural Engineer
**CASE Engineering, Inc.**
Consultant Project BDA-MO-06-26
Certificate of Authority #001498
796 Merus Ct.
Fenton, MO 63026
636.349.1600 tel
Contact: Ardie Mansouri
Email: amansouri@caseengineeringinc.com

MEP Engineer
**RTM Engineering Consultants**
Consultant Project #26.B00203.2171
Certificate of Authority #2002028690
3701 S. Lindbergh Blvd.
St. Louis, MO 63127
314.725.5889 tel
Contact: Michael Mitchel
Email: michael.mitchell@rtmec.com

Hazardous Materials Consultant
**PINCHIN, LLC**
Consultant Project #R262.00457.006
2 Cityplace Drive, Suite 195
St. Louis, MO 63141 314.230.0182 tel
Contact: Megan Kienkier
Email: Megan.kienker@pinchin.com


PROJECT SITE

WEST HIGH SCHOOL

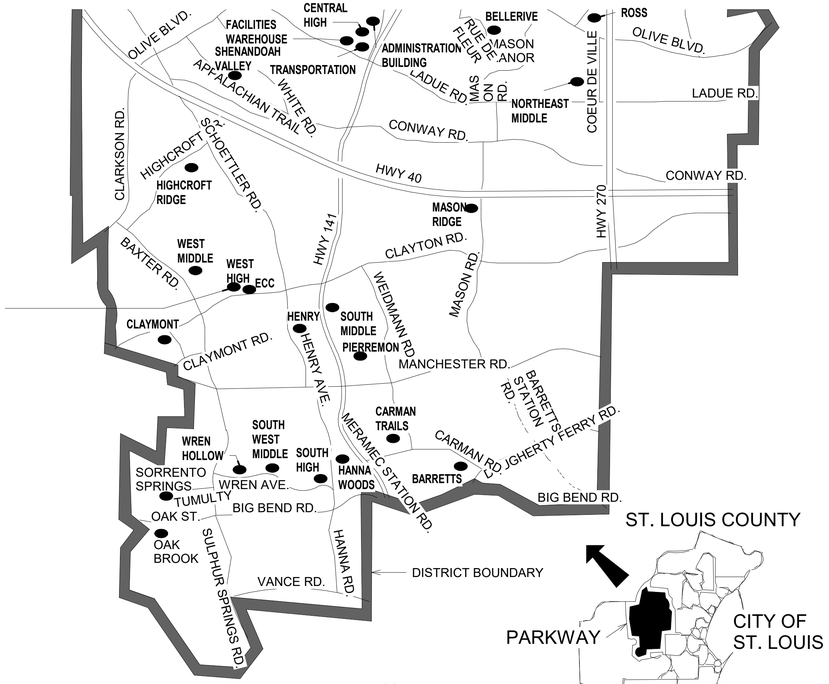


**PARKWAY SCHOOL DISTRICT**
ST. LOUIS COUNTY, MISSOURI

10/28/2026 11:05:33 AM


bond architects
222 SOUTH CENTRAL AVE.
SUITE# 501
ST. LOUIS, MO 63105
TEL: 314.863.4994
FAX: 314.863.4996
www.bondarchitectsinc.com
Bond Architects, Inc.
Missouri State Certificate of Authority # 2009027409

**Cole & Associates, Inc.**
Civil Engineer
Consultant Project #26-0064
Certificate of Authority #001165
401 S. 18th St., Suite 200
St. Louis, MO 63103
314.984.9887 tel

**CASE Engineering, Inc.**
Structural Engineer
Consultant Project BDA-MO-06-26
Certificate of Authority #001498
796 Merus Ct.
Fenton, MO 63026
636.349.1600 tel

**RTM Engineering Consultants**
MEP Engineer
Consultant Project #26.B00203.2171
Certificate of Authority #2002028690
3701 S. Lindbergh Blvd.
St. Louis, MO 63127
314.725.5889 tel

**PINCHIN, LLC**
Hazardous Materials Consultant
Consultant Project #R262.00457.006
2 Cityplace Drive, Suite 195
St. Louis, MO 63141
314.230.0182 tel


West High School
14653 Clayton Rd., Ballwin, MO 63011
Parkway PN #542501B
Building Renovation & Site Improvements

Parkway School District
363 N. Woods Mill Rd., Chesterfield, MO 63017
314.415.6231 tel

Project No: 26022

Revisions

| No. | Description | Date |
|---|---|---|
| | | |
| | | |
| | | |
| | | |
| | | |
| | | |


This drawing and the details on it are the sole property of the architect and may be used for this specific project only. It shall not be loaned, copied or reproduced, in whole or in part, or for any other purpose or project without the written consent of the Architect. Copyright. © 2026 by Bond Architects, Inc.


STATE OF MISSOURI
MICHELLE R. WELLS
NUMBER A-2021031961
ARCHITECT
11/5/26


The Professional Architects seal affixed to this sheet applies only to the material and items shown on this sheet. All drawings, instruments or other documents not exhibiting this seal shall not be considered prepared by this architect, and this architect expressly disclaims any and all responsibility for such plan, drawings or documents not exhibiting this seal.


DATE: 11.05.2026

BID / PERMIT SET

COVER

0.0

SCALE: 3" = 1'-0"

SCALE: 1 1/2" = 1'-0"

SCALE: 1" = 1'-0"

SCALE: 3/4" = 1'-0"

SCALE: 1/2" = 1'-0"

SCALE: 1/4" = 1'-0"

SCALE: 1/8" = 1'-0"

SCALE: 1/16" = 1'-0"

10/28/2026 11:05:33 AM

## SHEET INDEX I

| SHEET NUMBER | SHEET NAME |
|---|---|
| 0.0 | COVER |
| Civil | |
| C1.0 | COVER SHEET |
| C2.0 | SPECIFICATION SHEET |
| C3.0 | OVERALL EXISTING CONDITIONS |
| C4.0 | DEMO, SITE, UTILITY AND GRADING PLAN (EAST) |
| C4.1 | DEMO, SITE, UTILITY AND GRADING PLAN (NORTH) |
| C4.2 | DEMO, SITE, UTILITY AND GRADING PLAN (SOUTH) |
| C5.0 | DETAIL SHEET |
| C6.0 | SWPPP NOTES AND DETAILS |
| C7.0 | INLET DRAINAGE AREA MAP (EAST) |
| C7.1 | INLET DRAINAGE AREA MAP (NORTH) |
| C7.2 | INLET DRAINAGE AREA MAP (SOUTH) |
| C8.0 | PRE-POST DRAINAGE AREA MAP |
| Architectural | |
| A0.0A | ALL DISCIPLINES SHEET INDEX |
| A0.1 | CODE PLAN |
| A0.2 | GENERAL NOTES & SYMBOLS |
| A0.3 | GENERAL NOTES & SYMBOLS |
| A0.4 | GENERAL NOTES |
| AD1.0 | DEMO SITE PLAN |
| AD2.1 | LOWER LEVEL DEMO PLAN OVERALL |
| AD2.2 | FIRST FLOOR DEMO PLAN OVERALL |
| AD2.2A | FIRST FLOOR DEMO PLAN - AREA A |
| AD2.2B | FIRST FLOOR DEMO PLAN - AREA B & C |
| AD2.3 | SECOND FLOOR DEMO PLAN OVERALL |
| AD2.3A | SECOND FLOOR DEMO PLAN - AREA D & E |
| AD2.4 | THIRD FLOOR DEMO PLAN OVERALL |
| AD2.5 | ROOF DEMO PLAN OVERALL |
| AD3.1 | DEMO ENLARGED PLANS |
| AD3.2 | DEMO ENLARGED PLANS |
| AD4.1 | DEMO FIRST FLOOR RCP - OVERALL |
| AD4.1A | DEMO FIRST FLOOR RCP - AREA A |
| AD4.1B | DEMO FIRST FLOOR RCP - AREA B & C |
| AD4.2 | DEMO SECOND FLOOR RCP - OVERALL |
| AD4.2A | DEMO SECOND FLOOR RCP - AREA D & E |
| AD5.1 | DEMO EXTERIOR ELEVATIONS |
| AD10.1 | DEMO INTERIOR ELEVATIONS |
| A1.0 | SITE PLAN |
| A2.0 | LOWER LEVEL FLOOR PLAN OVERALL |
| A2.1 | FIRST FLOOR PLAN OVERALL |
| A2.1A | FIRST FLOOR PLAN - AREA A |
| A2.1B | FIRST FLOOR PLAN - AREA B |
| A2.2 | SECOND FLOOR PLAN OVERALL |
| A2.2A | SECOND FLOOR PLAN - AREA D & E |
| A2.2A-1 | SECOND FLOOR PLAN - GYM PLAN |
| A2.3 | THIRD FLOOR PLAN OVERALL |
| A2.4 | ROOF PLAN |
| A3.1 | ENLARGED PLANS |
| A3.2 | ENLARGED PLANS |
| A3.3 | ENLARGED PLANS |
| A3.4 | ENLARGED PLANS |
| A3.5 | ENLARGED PLANS |
| A4.1 | FIRST FLOOR RCP OVERALL |
| A4.1A | FIRST FLOOR RCP - AREA A |
| A4.1B | FIRST FLOOR RCP - AREA B & C |
| A4.2 | SECOND FLOOR RCP OVERALL |
| A4.2A | SECOND FLOOR RCP - AREA D & E |
| A4.3 | CEILING DETAILS |
| A5.1 | EXTERIOR ELEVATIONS - ENLARGED |
| A6.1 | BUILDING SECTIONS |
| A6.2 | BUILDING SECTIONS |
| A8.1 | WALL SECTIONS |
| A8.2 | WALL SECTIONS |
| A9.1 | EXTERIOR DETAILS |
| A9.2 | EXTERIOR DETAILS |
| A9.3 | EXTERIOR DETAILS |
| A9.4 | EXTERIOR DETAILS |
| A10.1 | INTERIOR ELEVATIONS |
| A10.2 | INTERIOR ELEVATIONS |
| A10.3 | INTERIOR ELEVATIONS |

## SHEET INDEX I

| SHEET NUMBER | SHEET NAME |
|---|---|
| A10.4 | INTERIOR ELEVATIONS |
| A10.5 | INTERIOR ELEVATIONS |
| A10.6 | INTERIOR ELEVATIONS |
| A10.7 | INTERIOR ELEVATIONS |
| A10.8 | INTERIOR ELEVATIONS |
| A10.9 | INTERIOR ELEVATIONS |
| A10.10 | INTERIOR ELEVATIONS |
| A10.11 | INTERIOR ELEVATIONS |
| A10.12 | INTERIOR ELEVATIONS |
| A10.13 | INTERIOR ELEVATIONS |
| A10.14 | INTERIOR ELEVATIONS |
| A10.15 | INTERIOR ELEVATIONS |
| A10.16 | INTERIOR ELEVATIONS |
| A10.17 | INTERIOR ELEVATIONS |
| A10.18 | INTERIOR ELEVATIONS |
| A11.1a | MILLWORK DETAILS |
| A11.1b | MILLWORK DETAILS |
| A11.1c | MILLWORK DETAILS |
| A11.2 | INTERIOR WALL SECTIONS |
| A11.3 | INTERIOR DETAILS |
| A11.4 | INTERIOR DETAILS |
| A11.5 | INTERIOR DETAILS |
| A12.1 | PARTITION TYPES |
| A12.2 | PARTITION TYPES |
| A12.3 | DOOR TYPES |
| A12.4 | WINDOW TYPES |
| A13.1 | FINISH LEGEND |
| A13.2 | INTERIOR FINISH NOTES |
| A14.1 | FINISH PLAN FIRST FLOOR OVERALL |
| A14.1A | ENL. FINISH PLAN - AREA A |
| A14.1B | ENL. FINISH PLAN - AREA B & C |
| A14.2 | FINISH PLAN SECOND FLOOR OVERALL |
| A14.2A | ENL. FINISH PLAN - AREA D |
| A15.0 | SIGNAGE TYPES & ELEVATIONS |
| A15.1 | SIGNAGE TYPES & NOTES |
| Structural | |
| S1.1 | GENERAL NOTES |
| S1.2 | GENERAL NOTES |
| S1.3 | TYPICAL DETAILS |
| S2.1 | STRUCTURAL PLANS |
| S3.1 | STRUCTURAL SECTIONS |
| Electrical | |
| E0.0 | ELECTRICAL SEISMIC CODE BLOCK |
| E0.1 | ELECTRICAL LEGEND AND NOTES |
| E0.2 | ELECTRICAL LEGEND AND NOTES |
| ED2.0 | LOWER LEVEL DEMO PLAN OVERALL |
| ED2.1 | FIRST FLOOR DEMO PLAN OVERALL |
| ED2.1A | FIRST FLOOR DEMO PLAN - AREA A |
| ED2.1B | FIRST FLOOR DEMO PLAN - AREA B |
| ED2.2 | SECOND FLOOR DEMO PLAN OVERALL |
| ED2.2D | SECOND FLOOR DEMO PLAN - AREA D |
| ED2.3 | ROOF DEMO PLAN |
| ED4.1 | ENLARGED DEMO PLANS - ELECTRICAL |
| E2.0 | LOWER LEVEL FLOOR PLAN OVERALL |
| E2.1 | FIRST FLOOR PLAN OVERALL |
| E2.1A | FIRST FLOOR PLAN - AREA A |
| E2.1B | FIRST FLOOR PLAN - AREA B |
| E2.2 | SECOND FLOOR PLAN OVERALL |
| E2.2D | SECOND FLOOR PLAN - AREA D |
| E2.3 | ROOF PLAN |
| E3.1A | FIRST FLOOR RCP - AREA A |
| E3.1B | FIRST FLOOR RCP - AREA B |
| E4.1 | ENLARGED PLANS - ELECTRICAL |
| E6.0 | ELECTRICAL - SCHEDULES |
| E6.1 | ELECTRICAL - SCHEDULES |
| E6.2 | ELECTRICAL - SCHEDULES |
| E7.0 | ELECTRICAL - DETAILS |
| Mechanical | |
| M0.0 | MECHANICAL SEISMIC CODE BLOCK |
| M0.1 | MECHANICAL LEGEND |
| M0.2 | MECHANICAL GENERAL NOTES |
| MD2.0 | LOWER LEVEL DEMO PLAN OVERALL |
| MD2.1 | FIRST FLOOR DEMO PLAN OVERALL |
| MD2.1A | FIRST FLOOR DEMO PLAN - AREA A |
| MD2.1B | FIRST FLOOR DEMO PLAN - AREA B |

## SHEET INDEX I

| SHEET NUMBER | SHEET NAME |
|---|---|
| MD2.2 | SECOND FLOOR DEMO PLAN OVERALL |
| MD2.2D | SECOND FLOOR DEMO PLAN - AREA D |
| MD2.3 | ROOF DEMO PLAN |
| MD4.1 | ENLARGED DEMO PLANS - MECHANICAL |
| M2.0 | LOWER LEVEL FLOOR PLAN OVERALL |
| M2.1 | FIRST FLOOR PLAN OVERALL |
| M2.1A.P | FIRST FLOOR PLAN - AREA A - PIPING |
| M2.1A.V | FIRST FLOOR PLAN - AREA A - VENTILATION |
| M2.1B.P | FIRST FLOOR PLAN - AREA B - PIPING |
| M2.1B.V | FIRST FLOOR PLAN - AREA B - VENTILATION |
| M2.2 | SECOND FLOOR PLAN OVERALL |
| M2.2D | SECOND FLOOR PLAN - AREA D |
| M2.3 | ROOF PLAN |
| M4.1 | ENLARGED PLANS - MECHANICAL |
| M5.0 | MECHANICAL - DETAILS |
| M5.1 | MECHANICAL - DETAILS |
| M6.0 | MECHANICAL - SCHEDULES |
| Plumbing | |
| P0.0 | PLUMBING SEISMIC CODE BLOCK - PLUMBING |
| P0.1 | LEGEND - PLUMBING |
| P0.2 | GENERAL NOTES & SCHEDULES - PLUMBING |
| PD2.0 | UNDERGROUND DEMO PLAN - OVERALL - PLUMBING |
| PD2.0A | UNDERGROUND DEMO PLAN - AREA A - PLUMBING |
| PD2.0B | UNDERGROUND DEMO PLAN - AREA B - PLUMBING |
| PD2.1 | FIRST FLOOR DEMO PLAN - OVERALL - PLUMBING |
| PD2.1A | FIRST FLOOR DEMO PLAN - AREA A - PLUMBING |
| PD2.1B | FIRST FLOOR DEMO PLAN - AREA B - PLUMBING |
| PD4.1 | ENLARGED DEMO PLANS - AREA A - PLUMBING |
| PD4.2 | ENLARGED DEMO PLANS - AREA A - PLUMBING |
| PD4.3 | ENLARGED DEMO PLANS - AREA B - PLUMBING |
| P2.0 | UNDERGROUND PLAN - OVERALL - PLUMBING |
| P2.0A | UNDERGROUND PLAN - AREA A - PLUMBING |
| P2.0B | UNDERGROUND PLAN - AREA B - PLUMBING |
| P2.1 | FIRST FLOOR PLAN - OVERALL - PLUMBING |
| P2.1A | FIRST FLOOR PLAN - AREA A - PLUMBING |
| P2.1B | FIRST FLOOR PLAN - AREA B - PLUMBING |
| P4.1 | ENLARGED PLANS - AREA A - PLUMBING |
| P4.2 | ENLARGED PLANS - AREA A - PLUMBING |
| P4.3 | ENLARGED PLANS - AREA B - PLUMBING |
| P5.0 | ELEVATIONS - PLUMBING |
| P5.1 | DETAILS - PLUMBING |
| Technology | |
| T0.0 | TECHNOLOGY SEISMIC CODE BLOCK |
| T0.1 | TECHNOLOGY LEGEND AND NOTES |
| T0.2 | RESPONSIBILITY MATRIX |
| TD2.0 | LOWER LEVEL DEMO PLAN - TECH |
| TD2.1 | FIRST FLOOR DEMO PLAN - TECH |
| TD2.1A | FIRST FLOOR DEMO PLAN - AREA A - TECH |
| TD2.1B | FIRST FLOOR DEMO PLAN - AREA B - TECH |
| TD2.2 | SECOND FLOOR DEMO PLAN - TECH |
| TD2.3 | ROOF DEMO PLAN - TECH |
| TD3.0 | LOWER LEVEL DEMO PLAN - FIRE ALARM |
| TD3.1 | FIRST FLOOR DEMO PLAN - FIRE ALARM |
| TD3.1A | FIRST FLOOR DEMO PLAN - AREA A - FA |
| TD3.1B | FIRST FLOOR DEMO PLAN - AREA B - FA |
| TD3.2 | SECOND FLOOR DEMO PLAN - FIRE ALARM |
| TD3.3 | ROOF DEMO PLAN - FIRE ALARM |
| TD4.1 | ENLARGED DEMO PLANS - TECH |
| TD5.1 | ENLARGED DEMO PLANS - FIRE ALARM |
| T2.0 | LOWER LEVEL PLAN - TECH |
| T2.1 | FIRST FLOOR PLAN - TECH |
| T2.1A | FIRST FLOOR PLAN - AREA A - TECH |

## SHEET INDEX I

| SHEET NUMBER | SHEET NAME |
|---|---|
| T2.1B | FIRST FLOOR PLAN - AREA B - TECH |
| T2.2 | SECOND FLOOR PLAN - TECH |
| T2.3 | ROOF PLAN - TECH |
| T3.0 | LOWER LEVEL PLAN - FIRE ALARM |
| T3.1 | FIRST FLOOR PLAN - FIRE ALARM |
| T3.1A | FIRST FLOOR PLAN - AREA A - FIRE ALARM |
| T3.1B | FIRST FLOOR PLAN - AREA B - FIRE ALARM |
| T3.2 | SECOND FLOOR PLAN - FIRE ALARM |
| T3.3 | ROOF PLAN - FIRE ALARM |
| T4.1 | ENLARGED PLANS - TECH |
| T5.1 | ENLARGED PLANS - FIRE ALARM |
| T6.0 | TECHNOLOGY - DETAILS |
| T6.1 | TECHNOLOGY - DETAILS |
| T7.0 | TECHNOLOGY - SCHEMATIC DIAGRAMS |


bond architects
222 SOUTH CENTRAL AVE.
SUITE# 501
ST. LOUIS, MO 63105
TEL: 314.863.4994
FAX: 314.863.4996
www.bondarchitectsinc.com
Bond Architects, Inc.
Missouri State Certificate of Authority # 2009027409

**Cole & Associates, Inc.**
Civil Engineer
Consultant Project #26-0064
Certificate of Authority #001165
401 S. 18th St., Suite 200
St. Louis, MO 63103
314.984.9887 tel

**CASE Engineering, Inc.**
Structural Engineer
Consultant Project BDA-MO-06-26
Certificate of Authority #001498
798 Merus Ct.
Fenton, MO 63026
636.349.1600 tel

**RTM Engineering Consultants**
MEP Engineer
Consultant Project #26.B00203.2171
Certificate of Authority #2002028690
3701 S. Lindbergh Blvd.
St. Louis, MO 63127
314.725.5889 tel

**PINCHIN, LLC**
Hazardous Materials Consultant
Consultant Project #R262.00457.006
2 Cityplace Drive, Suite 195
St. Louis, MO 63141
314.230.0182 tel


West High School
14653 Clayton Rd., Ballwin, MO 63011
Parkway PN #542501B
Building Renovation & Site Improvements

Parkway School District
363 N. Woods Mill Rd., Chesterfield, MO 63017
314.415.8231 tel

Project No: 26022

Revisions

| No. | Description | Date |
|---|---|---|
| | | |
| | | |
| | | |
| | | |
| | | |
| | | |


This drawing and the details on it are the sole property of the architect and may be used for this specific project only. It shall not be loaned, copied or reproduced, in whole or in part, or for any other purpose or project without the written consent of the Architect. Copyright © 2026 by Bond Architects, Inc.


STATE OF MISSOURI
MICHELLE R. WELLS
NUMBER A-2021031961
ARCHITECT
11/5/26

The Professional Architects seal affixed to this sheet applies only to the material and items shown on this sheet. All drawings, instruments or other documents not exhibiting this seal shall not be considered prepared by this architect, and this architect expressly disclaims any and all responsibility for such plan, drawings or documents not exhibiting this seal.

DATE: 11.05.2026

BID / PERMIT SET

# ALL DISCIPLINES SHEET INDEX

A0.0A

## LEGEND

| EXISTING | | PROPOSED |
|---|---|---|
| 460 / 459 | CONTOURS | 460 / 459 (TOP OF CURB) (FINISH PAVEMENT) |
| 620.15 | SPOT GRADE | 621.25 |
| | TREE LINE | |
| 8" | TREE | |
| | BUSH | |
| | STORM MANHOLE | |
| AI | AREA INLET | |
| | CURB INLET | |
| | GRATED INLET | |
| | FLARED END SECTION | |
| 12" RCP | STORM SEWER | |
| | GRATED MANHOLE | |
| 69 | STORM DESIGNATOR | 22 |
| DS | DOWNSPOUT | |
| DP | DRAINAGE PIPE | |
| | SWALE/SLOPE INDICATOR | |
| S | SANITARY MANHOLE | |
| 8"VCP | SANITARY SEWER | SS |
| | CLEAN OUT | CO |
| A | SANITARY DESIGNATOR | A |
| | UTILITY POLE | |
| | GUIDE WIRE | |
| OU | OVERHEAD UTILITY | OU |
| UE UE | UNDERGROUND ELECTRIC | UE UE |
| | ELECTRIC MARKER | |
| | ELECTRIC METER | |
| | ELECTRIC BOX | |
| EPB | ELECTRIC PULL BOX | |
| | ELECTRIC TRANSFORMER | |
| E | ELECTRIC MANHOLE | |
| UT | UNDERGROUND TELEPHONE | UT |
| | FIBER OPTIC MARKER | |
| | CABLE MARKER | |
| G | GAS LINE | G |
| | GAS VALVE | GV |
| | GAS METER | GM |
| | GAS MARKER | |
| W | WATER LINE | W |
| | WATER VALVE | WV |
| | WATER METER | |
| | FIRE HYDRANT | |
| | SIGN | |
| | MAIL BOX | |
| TH-1 405.5 | TEST HOLE | |
| | LIGHT STANDARD | |
| | FENCE | X X |
| B | BOLLARD | |
| | RETAINING WALL | |
| | CONCRETE PAVEMENT | |
| | SILTATION FENCE | |
| AC | AIR CONDITIONER | |
| | FLAG POLE | |
| | MONITORING WELL | |
| PM | PARKING METER | |
| | PLANTER | |
| SCB | SPRINKLER CONTROL BOX | |
| SHD | SPRINKLER | |
| SVLV | SPRINKLER VALVE | |
| | TRAFFIC CONTROL BOX | |
| | TRAFFIC POLE | |
| | YARD LIGHT | |
| | GUARD RAIL | |
| | PROPERTY LINE | |
| | EASEMENT | |
| | SETBACK | |
| | INLET PROTECTION | |
| | WATTLE | |
| | CHECK DAM | |
| | USE IN PLACE | (UIP) |
| | TO BE REMOVED | (TBR) |
| | ADJUST TO GRADE | (ATG) |
| | TO BE REMOVED & RELOCATED | (TBR&R) |
| | TYPICAL | (TYP) |
| | NOT TO SCALE | N.T.S. |
| | HIGH POINT IN GRADE | HP |
| | LOW POINT IN GRADE | LP |
| | TOP OF WALL | TW |
| | BOTTOM OF WALL | BW |
| | NOT IN CONTRACT | (NIC) |

SCALE: 3/4" = 1'-0" (0, 0.25', 0.5', 1')
SCALE: 1/2" = 1'-0" (0, 0.5', 1', 2')
SCALE: 1" = 1'-0" (0, 0.5', 1', 2')
SCALE: 3/4" = 1'-0" (0, 1', 2', 3')
SCALE: 1/2" = 1'-0" (0, 1', 2', 4')
SCALE: 1/4" = 1'-0" (0, 2', 4', 8')
SCALE: 1/8" = 1'-0" (0, 4', 8', 16')
SCALE: 1/16" = 1'-0" (0, 8', 16', 32')

USER: Patrick Barry TAB: C1.0 COVER SHEET
DATE: October 13, 2026 - 7:37:35 AM
DRAWING: S:\JOBS\Jobs2026\26-0064\CADD\C-Plan\PlotSheets\0_PLAN_COVER-SPEC_26-0064.dwg

# PARKWAY SCHOOL DISTRICT

# WEST HIGH SCHOOL

A TRACT OF LAND BEING PART OF LOT 8 OF BAXTER ESTATE SUBDIVISION, SITUATED IN U.S. SURVEY 2011 AND PART OF THE SOUTH FRACTIONAL HALF OF SECTION 23, TOWNSHIP 45 NORTH, RANGE 4 EAST
ST. LOUIS COUNTY, MISSOURI

## CONSTRUCTION DOCUMENTS

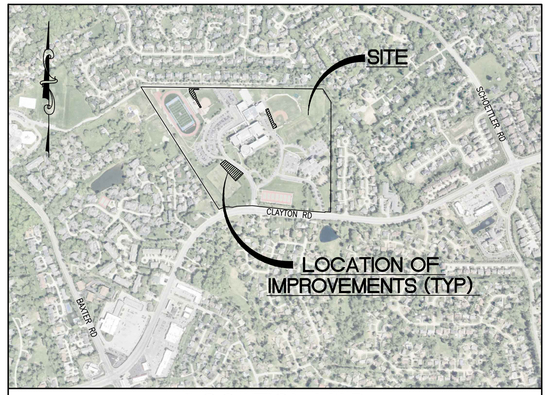


LOCATION MAP
(NOT TO SCALE)

## PERTINENT DATA

| | | |
|---|---|---|
| OWNER | = | PARKWAY SCHOOL DISTRICT |
| SITE ADDRESS | = | 14605 CLAYTON RD<br>CHESTERFIELD, MO 63011 |
| SITE ACREAGE | = | ±65.84 AC |
| DISTURBED LAND | = | ±0.45 AC |
| EXISTING ZONING | = | "NU" NON-URBAN DISTRICT |
| PROPOSED ZONING | = | "NU" NON-URBAN DISTRICT |
| LOCATOR NUMBER | = | 20R210046 |
| SCHOOL DISTRICT | = | PARKWAY |
| WATERSHED | = | CREVE COEUR CREEK |
| FEMA MAP PANEL | = | 29189C0281K, DATE: 2/4/2015 |

## UTILITIES

| | | |
|---|---|---|
| SEWER SERVICE | = | METROPOLITAN ST. LOUIS SEWER DISTRICT<br>2350 MARKET ST.<br>ST. LOUIS, MO 63103<br>PH. (314) 768-6260 |
| FIRE DISTRICT | = | METRO WEST FIRE PROTECTION DISTRICT<br>17065 MANCHESTER ROAD<br>WILDWOOD, MO 63040<br>PH. (636) 458-2100 |
| WATER SERVICE | = | MISSOURI AMERICAN WATER<br>727 CRAIG ROAD<br>ST. LOUIS, MO 63141<br>PH. (314) 996-2244 |
| GAS SERVICE | = | SPIRE<br>4118 SHREWSBURY AVE.<br>ST. LOUIS, MO. 63119<br>PH. (800) 887-4173 |
| ELECTRIC SERVICE | = | AMEREN MISSOURI (UNION ELECTRIC COMPANY)<br>12121 DORSETT RD.<br>MARYLAND HEIGHTS, MO 63043<br>PH. (314) 992-8950 |
| TELECOM SERVICE | = | SPECTRUM (CHARTER COMMUNICATIONS)<br>101 NORTHWEST PLAZA<br>ST. ANN, MO 63074<br>PH. (833) 267-6097 |
| TELECOM SERVICE | = | AT&T<br>402 N. 3RD ST.<br>ST. CHARLES, MO 63301<br>PH. (636) 795-3754 |

## INDEX


| | | REVISIONS 1 | 2 | 3 | 4 | 5 | 6 | 7 | 8 | 9 |
|---|---|---|---|---|---|---|---|---|---|---|
| C1.0 | COVER SHEET | | | | | | | | | |
| C2.0 | SPECIFICATION SHEET | | | | | | | | | |
| C3.0 | OVERALL EXISTING CONDITIONS | | | | | | | | | |
| C4.0 | DEMO, SITE, UTILITY AND GRADING PLAN (EAST) | | | | | | | | | |
| C4.1 | DEMO, SITE, UTILITY AND GRADING PLAN (NORTH) | | | | | | | | | |
| C4.2 | DEMO, SITE, UTILITY AND GRADING PLAN (SOUTH) | | | | | | | | | |
| C5.0 | DETAIL SHEET | | | | | | | | | |
| C6.0 | SWPPP NOTES AND DETAILS | | | | | | | | | |
| C7.0 | INLET DRAINAGE AREA MAP (EAST) | | | | | | | | | |
| C7.1 | INLET DRAINAGE AREA MAP (NORTH) | | | | | | | | | |
| C7.2 | INLET DRAINAGE AREA MAP (SOUTH) | | | | | | | | | |
| C8.0 | PRE-POST DRAINAGE AREA MAP | | | | | | | | | |


### LIMITS OF DISTURBANCE:

THE CONTRACTOR SHALL STAY WITHIN THE LIMITS OF DISTURBANCE AS SHOWN ON THE PLANS AND MINIMIZE DISTURBANCE WITHIN THE WORK AREA WHEREVER POSSIBLE.

### STORMWATER MANAGEMENT FUTURE DISTURBANCE NOTE:

LAND AREA DISTURBED = ±0.45 ACRES
DIFFERENTIAL RUNOFF = 0.00 CFS

ANY FUTURE LAND DISTURBANCE AND/OR INCREASE IN IMPERVIOUS AREA ON THIS SITE MAY REQUIRE ADDITIONAL STORMWATER MANAGEMENT PER MSD REGULATIONS IN PLACE AT THAT TIME (INCLUDING TOTAL LAND DISTURBANCE AND/OR IMPERVIOUSNESS ADDED ON THIS PLAN).

### UTILITY INFORMATION

UTILITIES SHOWN HAVE BEEN TAKEN FROM AVAILABLE SURVEYS, UTILITY COMPANY MAPS AND PHYSICAL PROPERTY INSPECTION. THE LOCATIONS AND FACILITIES SHALL BE CONSIDERED APPROXIMATE ONLY. THERE MAY BE ADDITIONAL UTILITIES THAT HAVE NOT BEEN SHOWN ON THIS SURVEY. THE CONTRACTOR WILL BE RESPONSIBLE FOR THE LOCATIONS OF ALL UTILITIES PRIOR TO EXCAVATION OR CONSTRUCTION.

MISSOURI ONE CALL SYSTEM, INC. 1-800-344-7483 STOP-CALL BEFORE YOU DIG!

CALL 1-800-DIG-RITE (MISSOURI ONE CALL) TO HAVE LOCATIONS MARKED IN THE FIELD (SUBSCRIBING UTILITIES REQUIRE 48 HOURS NOTICE PRIOR TO CONSTRUCTION).

### SITE BENCHMARK INFORMATION

SITE BENCHMARK#201
CUT CROSS ON CONCRETE PLATFORM LOCATED 45 FEET NORTH OF THE CENTERLINE OF CLAYTON ROAD BEING 188 FEET EAST OF THE INTERSECTION OF THE CENTERLINE INTERSECTION OF CLAYTON ROAD AND HIGHLAND RIDGE DRIVE.
ELEV = 633.82' NAVD88

SITE BENCHMARK #216
CUT CROSS ON CONCRETE WALK, LOCATED 75 FEET SOUTH OF THE CENTERLINE OF STRAUB HILL APPROXIMATELY 720 FEET EAST OF THE CENTER OF CUL-DE-SAC OF STRAUB HILL.
ELEV = 670.83' NAVD88

SITE BENCHMARK #251
CUT CROSS ON CONCRETE WALK, LOCATED APPROXIMATELY 573 FEET SOUTH OF THE CENTER OF THE CUL-DE-SAC OF STRAUB HILL AND APPROXIMATELY 841 FEET WEST OF THE CENTER OF CUL-DE-SAC OF WELLINGTON ESTATES DRIVE.
ELEV = 641.76' NAVD88

bond architects
222 SOUTH CENTRAL AVE.
SUITE# 501
ST. LOUIS, MO 63105
TEL: 314.863.4994
FAX: 314.863.4996
www.bondarchitectsinc.com
Bond Architects, Inc.
Missouri State Certificate of Authority # 2009027409

**Cole & Associates, Inc.**
Civil Engineer
Consultant Project #26-0064
Certificate of Authority #001165
401 S. 18th St., Suite 200
St. Louis, MO 63103
314.984.9887 tel

**CASE Engineering, Inc.**
Structural Engineer
Consultant Project ########
Certificate of Authority #001498
796 Merus Ct.
Fenton, MO 63026
636.349.1600 tel

**RTM Engineering Consultants**
MEP Engineer
Consultant Project #26.B00203.2171
Certificate of Authority #2002028690
3701 S. Lindbergh Blvd.
St. Louis, MO 63127
314.725.5889 tel

West High School
14653 Clayton Rd., Ballwin, MO 63011
Parkway PN #542501B
Building Renovation & Site Improvements

Parkway School District
363 N. Woods Mill Rd., Chesterfield, MO 63017
314.415.8231 tel

Project No: 26022

Revisions

| No. | Description | Date |
|---|---|---|
| | | |

This drawing and the details on it are the sole property of the architect and may be used for this specific project only. It shall not be loaned, copied or reproduced, in whole or in part, or for any other purpose or project without the written consent of the Architect.
Copyright © 2026 by Bond Architects, Inc.

The Professional Architects seal affixed to this sheet applies only to the material and items shown on this sheet. All drawings, instruments or other documents not exhibiting this seal shall not be considered prepared by this architect, and this architect expressly disclaims any and all responsibility for such plan, drawings or documents not exhibiting this seal.

DATE: 10/23/2026

BID / PERMIT SET

COVER SHEET

C1.0

SCALE: 3" = 1'-0"
0 0.25' 0.5' 1'

SCALE: 1 1/2" = 1'-0"
0 0.5' 1' 2'

SCALE: 1" = 1'-0"
0 0.5' 1' 2'

SCALE: 3/4" = 1'-0"
0 1' 2' 3'

SCALE: 1/2" = 1'-0"
0 1' 2' 4'

SCALE: 1/4" = 1'-0"
0 2' 4' 8'

SCALE: 1/8" = 1'-0"
0 4' 8' 16'

SCALE: 1/16" = 1'-0"
0 8' 16' 32'

USER: Patrick Barry TAB: C2.0 SPECIFICATION SHEET
DATE: October 13, 2026 - 7:37:36 AM
DRAWING: S:\JOBS\Jobs2026\26-0064\CADD\C-Plan\PlotSheets\0_PLAN_COVER-SPEC_26-0064.dwg

# GENERAL NOTES

1. IT SHALL BE THE CONTRACTOR'S RESPONSIBILITY TO FIELD VERIFY THE EXACT HORIZONTAL AND VERTICAL LOCATIONS AND SIZES OF ALL EXISTING UTILITIES, WHETHER SHOWN OR NOT SHOWN ON THIS PLAN, PRIOR TO THE START OF ANY CONSTRUCTION. THE ENGINEER HAS NOT FIELD VERIFIED THE EXISTING UTILITIES. THE UTILITIES SHOWN ON THIS PLAN HAVE BEEN TAKEN FROM RECORDS AND UTILITY MAPS MADE AVAILABLE TO THE ENGINEER AND THE LOCATIONS AND SIZES SHALL BE CONSIDERED APPROXIMATE ONLY. OTHER UTILITIES, NOT SHOWN ON THIS PLAN, MAY EXIST ON OR NEAR THE SITE.
2. TOPOGRAPHIC SURVEY BY COLE AND ASSOCIATES INC.
3. ALL MATERIALS AND METHODS OF CONSTRUCTION TO MEET THE CURRENT STANDARDS AND SPECIFICATIONS AS REQUIRED BY THE CITY OF CHESTERFIELD, MO.
4. ALL GRADED AREAS SHALL BE PROTECTED FROM EROSION BY EROSION CONTROL DEVICES AND/OR SEEDING AND MULCHING. EROSION CONTROL SHALL NOT BE LIMITED TO WHAT IS SHOWN ON THE PLAN. WHATEVER MEANS NECESSARY SHALL BE TAKEN TO PREVENT SILTATION AND EROSION FROM FROM ENTERING NATURAL STREAMS AND ADJACENT ROADWAYS, PROPERTIES, AND DITCHES.
5. PRIOR TO BEGINNING ANY WORK ON THE SITE, THE CONTRACTOR SHALL CONTACT THE OFFICE OF THE DEVELOPER FOR SPECIFIC INSTRUCTIONS RELEVANT TO THE SEQUENCING OF WORK.
6. GRADING CONTRACTOR SHALL INSTALL SILTATION CONTROL PRIOR TO STARTING THE GRADING. ADDITIONAL SILTATION CONTROL DEVICES MAY BE REQUIRED AS DIRECTED BY THE CITY OF CHESTERFIELD OR THE DEVELOPER.
7. ALL FILLS AND BACKFILLS SHALL BE MADE OF SELECTED EARTH MATERIALS, FREE FROM BROKEN MASONRY, ROCK, FROZEN EARTH, RUBBISH, ORGANIC MATERIAL AND DEBRIS.
8. PROPOSED CONTOURS SHOWN ARE FINISHED ELEVATIONS ON PAVED AREAS. CONTRACTOR TO GRADE ALL AREAS TO REQUIRED SUBGRADE.
9. ALL FILL PLACED FOR PROPOSED STORM AND SANITARY SEWER LINES AND/OR PAVED AREAS, AND FOR DRAINAGE BERMS SHALL BE COMPACTED TO 90% OF MAXIMUM DENSITY AS DETERMINED BY THE MODIFIED AASHTO T-180 COMPACTION TEST OR 95% OF MAXIMUM DENSITY AS DETERMINED BY THE STANDARD PROCTOR TEST AASHTO T-99. ALL TEST SHALL BE VERIFIED BY A SOILS ENGINEER CONCURRENT WITH GRADING AND BACKFILLING OPERATIONS.
10. A GRADING PERMIT IS REQUIRED PRIOR TO ANY GRADING ON THE SITE.
11. THE DEVELOPER IS REQUIRED TO PROVIDE ADEQUATE STORM-WATER SYSTEMS IN ACCORDANCE WITH THE CITY OF CHESTERFIELD AND MSD STANDARDS.
12. ALL STORM-WATER SHALL BE DISCHARGED AT AN ADEQUATE NATURAL DISCHARGE POINT.
13. THE CONTRACTOR MUST BE ON FILE WITH THE MISSOURI ONE CALL SYSTEM 1-800-344-7483.
14. ALL PROPOSED UTILITIES ON THIS SITE MUST BE LOCATED UNDERGROUND.
15. SAFETY NOTICE TO CONTRACTOR: IN ACCORDANCE WITH GENERALLY ACCEPTED CONSTRUCTION PRACTICES, THE CONTRACTOR SHALL BE SOLELY AND COMPLETELY RESPONSIBLE FOR CONDITIONS OF THE JOB SITE, INCLUDING SAFETY OF ALL PERSONS AND PROPERTY DURING PERFORMANCE OF THE WORK. THIS REQUIREMENT WILL APPLY CONTINUOUSLY AND NOT LIMITED TO NORMAL WORKING HOURS.
16. THE CONTRACTOR SHALL BE RESPONSIBLE FOR THE RAZING AND REMOVAL OF THE EXISTING STRUCTURES, INCLUDING FOUNDATIONS, RELATED UTILITIES, PAVING, UNDERGROUND FACILITIES AND ANY OTHER EXISTING IMPROVEMENTS.
17. CONTRACTOR IS TO REMOVE AND DISPOSE OF, OFF SITE, ALL DEBRIS, RUBBISH AND OTHER MATERIALS RESULTING FROM DEMOLITION OPERATIONS.
18. THE CONTRACTOR WILL BE HELD SOLELY RESPONSIBLE AND SHALL TAKE ALL PRECAUTIONS NECESSARY TO AVOID DAMAGE TO ADJACENT PROPERTIES DURING ALL PHASES OF THIS DEMOLITION PLAN.
19. THE SITE IMPROVEMENT PLANS APPROVED BY THE CITY OF CHESTERFIELD DOES NOT ALLOW THE REMOVAL OR CONSTRUCTION OF ANY SANITARY OR STORM SEWER LINES WITHOUT THE PRIOR APPROVAL OR CONSENT OF MSD.
20. ALL EXCAVATIONS, GRADING, OR FILLING SHALL HAVE A FINISHED GRADE NOT TO EXCEED A 4:1 SLOPE (25 PERCENT). STEEPER GRADES MAY BE APPROVED BY THE DESIGNATED OFFICIAL IF THE EXCAVATION IS THROUGH ROCK OR THE EXCAVATION OR THE FILL IS ADEQUATELY PROTECTED (A DESIGNED HEAD WALL OR TOE WALL MAY BE REQUIRED). RETAINING WALLS THAT EXCEED A HEIGHT OF FOUR (4) FEET SHALL REQUIRE THE CONSTRUCTION OF SAFETY GUARDS AS IDENTIFIED IN THE APPROPRIATE SECTION(S) OF THE ADOPTED BOCA CODES AND MUST BE APPROVED BY THE CITY BUILDING DEPARTMENT. PERMANENT SAFETY GUARDS WILL BE CONSTRUCTED IN ACCORDANCE WITH THE APPROPRIATE SECTION(S) OF THE ADOPTED BOCA CODES.
21. ALL FILLED PLACES IN PROPOSED ROADS SHALL BE COMPACTED FROM THE BOTTOM OF THE FILL UP TO 90% MAXIMUM DENSITY AS DETERMINED BY THE MODIFIED AASHTO T-180 COMPACTION TEST OR 95% OF MAXIMUM DENSITY AS DETERMINED BY THE STANDARD PROCTOR TEST ASSHTO T-99. A SOIL'S ENGINEER SHALL VERIFY ALL TESTS CONCURRENT WITH GRADING AND BACKFILLING OPERATIONS. A SEALED COPY OF THE RESULT REPORTS SHALL BE GIVEN TO THE CITY OF CHESTERFIELD CONSTRUCTION INSPECTOR.
22. ALL PUBLIC ROADS MUST BE KEPT CLEAR OF MUD AND DEBRIS AT ALL TIMES. FAILURE TO DO SO WILL BE CAUSE FOR THE CITY TO SUSPEND WORK.
23. WHERE NATURAL VEGETATION IS REMOVED DURING GRADING, VEGETATION SHALL BE REESTABLISHED IN SUCH A DENSITY AS TO PREVENT EROSION. PERMANENT SOD SHALL BE ESTABLISHED AS SOON AS POSSIBLE.
24. WHEN GRADING OPERATIONS ARE COMPLETED OR SUSPENDED FOR MORE THAN 30 DAYS, PERMANENT GRASS MUST BE ESTABLISHED AT SUFFICIENT DENSITY TO PROVIDE EROSION CONTROL ON THE SITE. BETWEEN PERMANENT GRASS SEEDING PERIODS, TEMPORARY COVER SHALL BE PROVIDED ACCORDING TO THE DESIGNATED OFFICIAL'S RECOMMENDATION.
25. ALL FINISHED GRADES (AREAS NOT TO BE DISTURBED BY FUTURE IMPROVEMENT) IN EXCESS OF 20% SLOPES (5:1) SHALL BE MULCHED AND TACKED AT THE RATE OF 100 POUNDS PER 1,000 SQUARE FEET WHEN SEEDED.
26. RUNOFF WATER FROM DEVELOPED AREAS (PARKING LOTS, PAVED SITES, AND BUILDINGS) ABOVE THE AREA TO DEVELOP SHALL BE DIRECTED TO DIVERSIONS, DETENTION BASINS, CONCRETE GUTTERS AND/OR UNDERGROUND OUTLET SYSTEMS. SUFFICIENTLY ANCHORED STRAW BALES MAY BE TEMPORARILY SUBSTITUTED WITH THE APPROVAL OF THE DESIGNATED OFFICIAL.
27. ALL CONSTRUCTION METHODS AND PRACTICES TO CONFORM WITH OSHA STANDARDS.
28. ANY RETAINING WALLS REFERRED TO IN THESE PLANS ARE SHOWN FOR REFERENCE ONLY ARE NOT TO BE INTERPRETED AS DESIGN OF THE WALL SYSTEM. THE CONTRACTOR SHALL BE RESPONSIBLE FOR SELECTING A WALL MANUFACTURER CAPABLE OF DESIGNING THE SITE SPECIFIC RETAINING WALLS, INCLUDING GLOBAL STABILITY ANALYSIS, INDEPENDENT OF THIS SET OF PLANS. A SEPARATE BUILDING PERMIT MAY BE REQUIRED FOR EACH WALL.
29. CONTRACTOR SHALL BID THESE PLANS AND SPECIFICATIONS IN THEIR ENTIRETY (COMPLETE SETS).

# STORM SEWER NOTES

1. ALL STORM AND SANITARY SEWER STRUCTURES AND APPURTENANCES TO BE DEDICATED TO MSD, OR TO BE PRIVATE UNDER MSD INSPECTION, SHALL CONFORM TO THE METROPOLITAN ST. LOUIS SEWER DISTRICT, STANDARD CONSTRUCTION SPECIFICATIONS FOR SEWERS AND DRAINAGE FACILITIES, 2023. THAT WILL INCLUDE STANDARD DETAILS SHOWN THEREIN, AND SHALL INCLUDE ALL SUBSEQUENT CHANGES MADE THERETO.
2. FOR SEWER PIPE (STORM, SANITARY, OR COMBINED) WITH A DESIGN GRADE LESS THAN ONE PERCENT (1%), VERIFICATION OF THE PIPE GRADE WILL BE REQUIRED FOR EACH INSTALLED REACH OF SEWER, PRIOR TO ANY SURFACE RESTORATION OR INSTALLATION OF ANY SURFACE IMPROVEMENTS. THE CONTRACTOR'S FIELD SUPERVISOR WILL BE REQUIRED TO PROVIDE DAILY DOCUMENTATION VERIFYING THAT THE AS-BUILT PIPE GRADE MEETS THE DESIGN GRADE THROUGH THE SUBMITTAL OF SIGNED CUT SHEETS TO THE MSD INSPECTOR UPON REQUEST. FIELD SURVEYED VERIFICATION MUST BE MADE UNDER THE DIRECTION OF A LICENSED LAND SURVEYOR OR REGISTERED ENGINEER. THE CONTRACTOR WILL BE REQUIRED TO REMOVE AND REPLACE ANY SEWER REACH HAVING AN AS-BUILT GRADE WHICH IS FLATTER THAN THE DESIGN GRADE BY MORE THAN 0.1%. SEWER WITH GRADES GREATER THAN THE DESIGN SLOPE MAY BE LEFT IN PLACE, PROVIDED NO OTHER SEWER GRADE IS REDUCED BY THIS VARIANCE IN THE AS-BUILT GRADE. MSD ALSO RESERVES THE RIGHT TO REQUIRE THE CONTRACTOR TO REMOVE AND REPLACE ANY SEWER (AT ANY TIME PRIOR TO CONSTRUCTION APPROVAL) FOR WHICH THE AS-BUILT GRADE DOES NOT COMPLY WITH THE GRADE TOLERANCE STATED IN THE ABOVE PARAGRAPH. THE SEWER CONTRACTOR SHALL BE RESPONSIBLE FOR ANY COSTS ASSOCIATED WITH THE FIELD VERIFICATION OF THE SEWER GRADE, OR REMOVAL AND REPLACEMENT OF THE SEWER PIPE OR ASSOCIATED APPURTENANCES.
3. MAINTENANCE OF THE SEWERS DESIGNATED AS "PUBLIC" SHALL BE THE RESPONSIBILITY OF THE METROPOLITAN ST. LOUIS SEWER DISTRICT UPON DEDICATION OF THE SEWERS TO THE DISTRICT.
4. IT SHALL BE THE CONTRACTOR'S RESPONSIBILITY TO FIELD VERIFY THE EXACT HORIZONTAL AND VERTICAL LOCATIONS AND SIZES OF ALL EXISTING UTILITIES, WHETHER SHOWN OR NOT SHOWN ON THIS PLAN, PRIOR TO THE START OF ANY CONSTRUCTION. THE ENGINEER HAS NOT FIELD VERIFIED THE EXISTING UTILITIES. THE UTILITIES SHOWN ON THIS PLAN HAVE BEEN TAKEN FROM RECORDS AND UTILITY MAPS MADE AVAILABLE TO THE ENGINEER AND THE LOCATIONS AND SIZES SHALL BE CONSIDERED APPROXIMATE ONLY. OTHER UTILITIES, NOT SHOWN ON THIS PLAN, MAY EXIST ON OR NEAR THE SITE
5. ALL FILL AREAS, INCLUDING TRENCH BACKFILLS, UNDER BUILDINGS, PROPOSED STORM AND SANITARY SEWER LINES, AND PAVED AREAS SHALL BE COMPACTED TO A MINIMUM OF 90 PERCENT OF "MODIFIED PROCTOR". FILL IS TO BE PLACED IN A MAXIMUM OF 9-INCH LIFTS. TESTS SHALL BE TAKEN AT A MAXIMUM OF 50-FOOT INTERVALS ALONG THE ROUTE OF THE PIPE; AT A MAXIMUM OF 2-FOOT VERTICALLY; AND LATERALLY ON EACH SIDE OF THE PIPE, AT A DISCHARGE EQUAL TO THE DEPTH OF FILL OVER THE PIPE. A COPY OF THESE RESULTS WILL BE SUBMITTED TO MSD PRIOR TO CONSTRUCTION APPROVAL.
6. ALL FILLED PLACES IN PROPOSED ROADS SHALL BE COMPACTED FROM THE BOTTOM OF THE FILL 90% MAXIMUM DENSITY AS DETERMINED BY THE MODIFIED AASHTO T-180 COMPACTION UP TO 95% OF MAXIMUM DENSITY AS DETERMINED BY THE STANDARD PROCTOR TEST AASHTO T-99 . ALL TESTS SHALL BE VERIFIED BY A SOILS ENGINEER CONCURRENT WITH GRADING AND BACKFILLING OPERATIONS PER GEOTECHNICAL REPORT.
7. TYPE "C" BEDDING PER M.S.D. STANDARDS IS REQUIRED FOR ALL PIPES IN ROCK EXCEPT AS NOTED.
8. ALL TRENCHES IN AREAS TO BE PAVED AND UNDER EXISTING PAVEMENT OR WITHIN PUBLIC R.O.W. SHALL BE GRANULARLY BACKFILLED WITH 3/4-INCH MINUS CRUSHED LIMESTONE IN ACCORDANCE WITH 2023 M.S.D. STANDARDS.
9. THE SOILS ENGINEER WILL VERIFY THAT ALL COMPRESSIBLE MATERIAL HAS BEEN REMOVED PRIOR TO FILL PLACEMENT AND THAT ALL FILL UNDER STORM AND SANITARY SEWER LINES CONSTRUCTED ABOVE ORIGINAL GRADE, HAS BEEN COMPACTED TO 90% OF "MODIFIED PROCTOR". FILL IS TO BE PLACED IN A MAXIMUM 9" LIFTS. TESTS SHALL BE TAKEN AT A MAXIMUM OF 50' INTERVALS ALONG THE ROUTE OF THE PIPE, AT A MAXIMUM OF 2' VERTICAL, AND LATERALLY ON EACH SIDE OF THE PIPE, AT A DISTANCE EQUAL TO THE DEPTH OF FILL OVER THE PIPE. A COPY OF THESE RESULTS WILL BE SUBMITTED TO M.S.D. PRIOR TO CONSTRUCTION.
10. ANY ABANDONED SEWERS SHALL BE REMOVED OR COMPLETELY GROUT FILLED.
11. THE REMOVAL AND REPLACEMENT, OR REHABILITATION OF THE EXISTING STRUCTURE WILL BE DETERMINED BY THE MSD FIELD INSPECTOR. IF THE STRUCTURE IS DETERMINED TO REMAIN IN PLACE, THEN THE TOP SHALL BE ADJUSTED TO GRADE, IF NEEDED.
12. STORMWATER SHALL BE DISCHARGED AT AN ADEQUATE NATURAL DISCHARGE POINT. SINKHOLES ARE NOT DISCHARGE POINTS.
13. PRIOR TO OBTAINING A CONSTRUCTION PERMIT FROM THE METROPOLITAN ST. LOUIS SEWER DISTRICT, THE CONTRACTOR SHALL BE REQUIRED TO PROVIDE THE DISTRICT WITH A COPY OF AN EXECUTED CERTIFICATE OF INSURANCE INDICATING THAT THE PERMITTEE HAS OBTAINED AND WILL CONTINUE TO CARRY COMMERCIAL GENERAL LIABILITY AND COMPREHENSIVE AUTO LIABILITY INSURANCE. THE REQUIREMENTS AND LIMITS SHALL BE AS STATED IN THE "RULES AND REGULATIONS AND ENGINEERING DESIGN REQUIREMENTS FOR SANITARY AND STORMWATER DRAINAGE FACILITIES." SECTION 10-090 (ADDENDUM).
14. PIPE JOINTS WITH ADAPTERS AND COUPLINGS SHALL BE SUPPLIED AND INSTALLED WITH 316 STAINLESS STEEL NUT AND BOLT CLAMPS (T-BOLT) CONFIGURATION; AND WITH STAINLESS STEEL SHEAR BANDS, BEING A MINIMUM OF TWELVE (12) MILS (MSD STD. CONST SPECS. PT. 2, SUBSECTION H11). WORM DRIVE HOSE CLAMPS AND CONCRETE BACKFILLING (CAUSTICITY) WILL NO LONGER BE ALLOWED AT THOSE JOINTS. GRANULAR BACKFILL SHOULD BE USED. IF FLOWABLE FILL IS REQUIRED, THE CONTRACTOR SHALL WRAP AND TAPE THE ADAPTERS AND COUPLINGS WITH A SIX (6) MIL POLYETHYLENE SHEET.
15. TRENCH BACKFILL COMPACTION AND TESTING REQUIREMENTS: THE CONTRACTOR IS TO REFER TO PART 4, SECTION H OF THE METROPOLITAN ST. LOUIS SEWER DISTRICT, STANDARD CONSTRUCTION SPECIFICATIONS FOR SEWERS AND DRAINAGE FACILITIES, 2023 EDITION, TO ESTABLISH THE REQUIREMENTS FOR THE SPECIFIC TYPE OF BACKFILL BEING USED.

bond architects
222 SOUTH CENTRAL AVE.
SUITE# 501
ST. LOUIS, MO 63105
TEL: 314.863.4994
FAX: 314.863.4996
www.bondarchitectsinc.com
Bond Architects, Inc.
Missouri State Certificate of Authority # 2009027409

**Cole & Associates, Inc.**
Civil Engineer
Consultant Project #26-0064
Certificate of Authority #001165
401 S. 18th St., Suite 200
St. Louis, MO 63103
314.984.9887 tel

**CASE Engineering, Inc.**
Structural Engineer
Consultant Project ########
Certificate of Authority #001498
796 Merus Ct.
Fenton, MO 63026
636.349.1600 tel

**RTM Engineering Consultants**
MEP Engineer
Consultant Project #26.B00203.2171
Certificate of Authority #2002028690
3701 S. Lindbergh Blvd.
St. Louis, MO 63127
314.725.5889 tel

West High School
14653 Clayton Rd., Ballwin, MO 63011
Parkway PN #542501B
Building Renovation & Site Improvements

Parkway School District
363 N. Woods Mill Rd., Chesterfield, MO 63017
314.415.8231 tel

Project No: 26022

Revisions

| No. | Description | Date |
|---|---|---|
| | | |
| | | |
| | | |
| | | |
| | | |

This drawing and the details on it are the sole property of the architect and may be used for this specific project only. It shall not be loaned, copied or reproduced, in whole or in part, or for any other purpose or project without the written consent of the Architect. Copyright © 2026 by Bond Architects, Inc.

The Professional Architects seal affixed to this sheet applies only to the material and items shown on this sheet. All drawings, instruments or other documents not exhibiting this seal shall not be considered prepared by this architect, and this architect expressly disclaims any and all responsibility for such plan, drawings or documents not exhibiting this seal.

DATE: 10/23/2026

BID / PERMIT SET

SPECIFICATION SHEET

C2.0

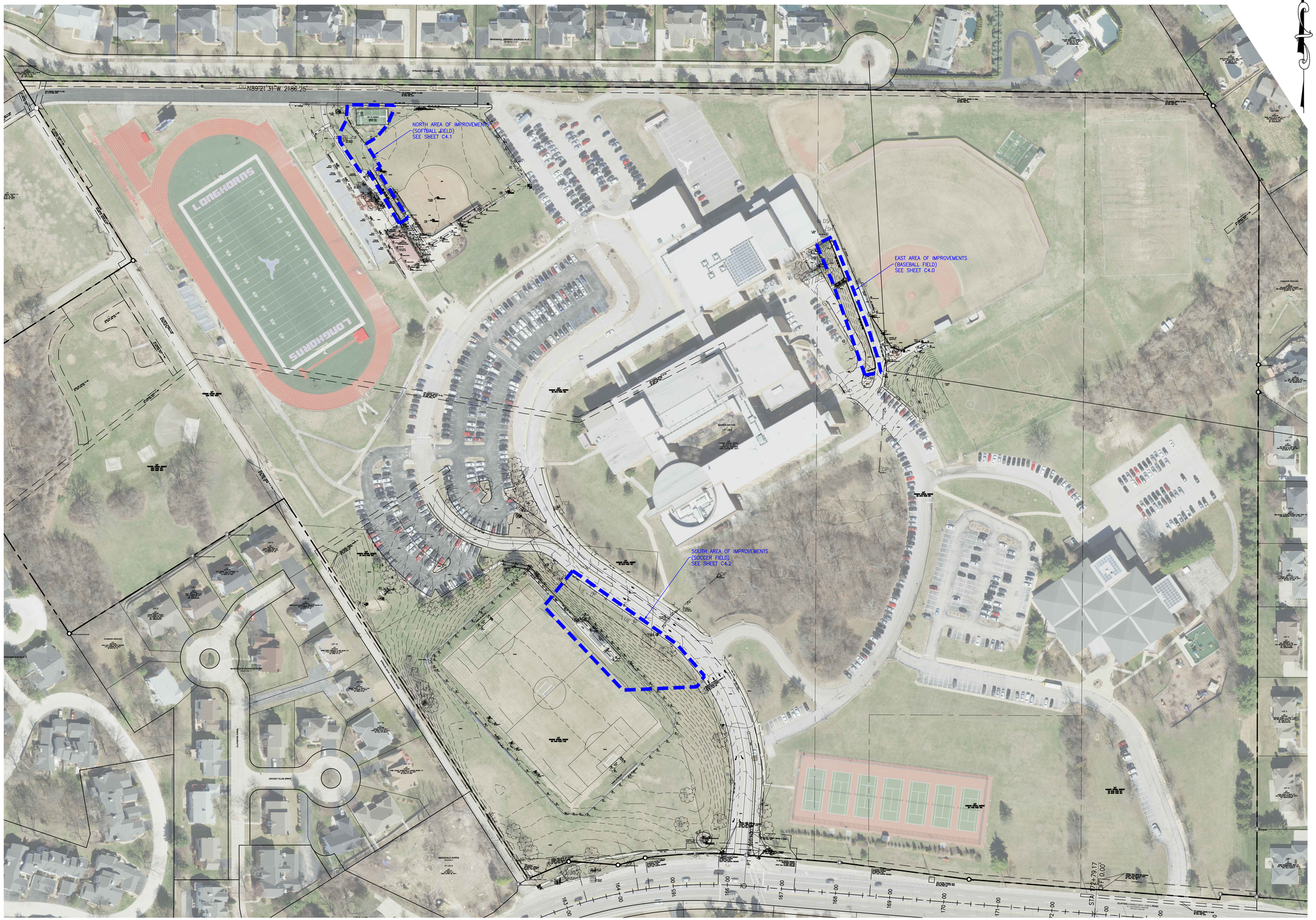


SCALE: 3" = 1'-0"
SCALE: 1 1/2" = 1'-0"
SCALE: 1" = 1'-0"
SCALE: 3/4" = 1'-0"
SCALE: 1/2" = 1'-0"
SCALE: 1/4" = 1'-0"
SCALE: 1/8" = 1'-0"
SCALE: 1/16" = 1'-0"

USER: Patrick Barry TAB: C3.0
DATE: October 13, 2026 - 7:37:53 AM
DRAWING: S:\JOBS\Jobs2026\26-0064\CADD\C-Plan\PlotSheets\0_PLAN_EXISTING CONDITIONS_26-0064.dwg


bond architects
222 SOUTH CENTRAL AVE.
SUITE# 501
ST. LOUIS, MO 63105
TEL: 314.863.4994
FAX: 314.863.4996
www.bondarchitectsinc.com
Bond Architects, Inc.
Missouri State Certificate of Authority # 2009027409

**Cole & Associates, Inc.**
Civil Engineer
Consultant Project #26-0064
Certificate of Authority #001165
401 S. 18th St., Suite 200
St. Louis, MO 63103
314.984.9887 tel

**CASE Engineering, Inc.**
Structural Engineer
Consultant Project #########
Certificate of Authority #001498
796 Merus Ct.
Fenton, MO 63026
636.349.1600 tel

**RTM Engineering Consultants**
MEP Engineer
Consultant Project #26.B00203.2171
Certificate of Authority #2002028690
3701 S. Lindbergh Blvd.
St. Louis, MO 63127
314.725.5889 tel


# West High School

14653 Clayton Rd., Ballwin, MO 63011
Parkway PN #542501B
Building Renovation & Site Improvements

Parkway School District
363 N. Woods Mill Rd., Chesterfield, MO 63017
314.415.8231 tel

Project No: 26022

Revisions

| No. | Description | Date |
|---|---|---|
| | | |


This drawing and the details on it are the sole property of the architect and may be used for this specific project only. It shall not be loaned, copied or reproduced, in whole or in part, or for any other purpose or project without the written consent of the Architect. Copyright © 2026 by Bond Architects, Inc.


The Professional Architects seal affixed to this sheet applies only to the material and items shown on this sheet. All drawings, instruments or other documents not exhibiting this seal shall not be considered prepared by this architect, and this architect expressly disclaims any and all responsibility for such plan, drawings or documents not exhibiting this seal.

DATE: 10/23/2026

BID / PERMIT SET

## OVERALL EXISTING CONDITIONS

C3.0

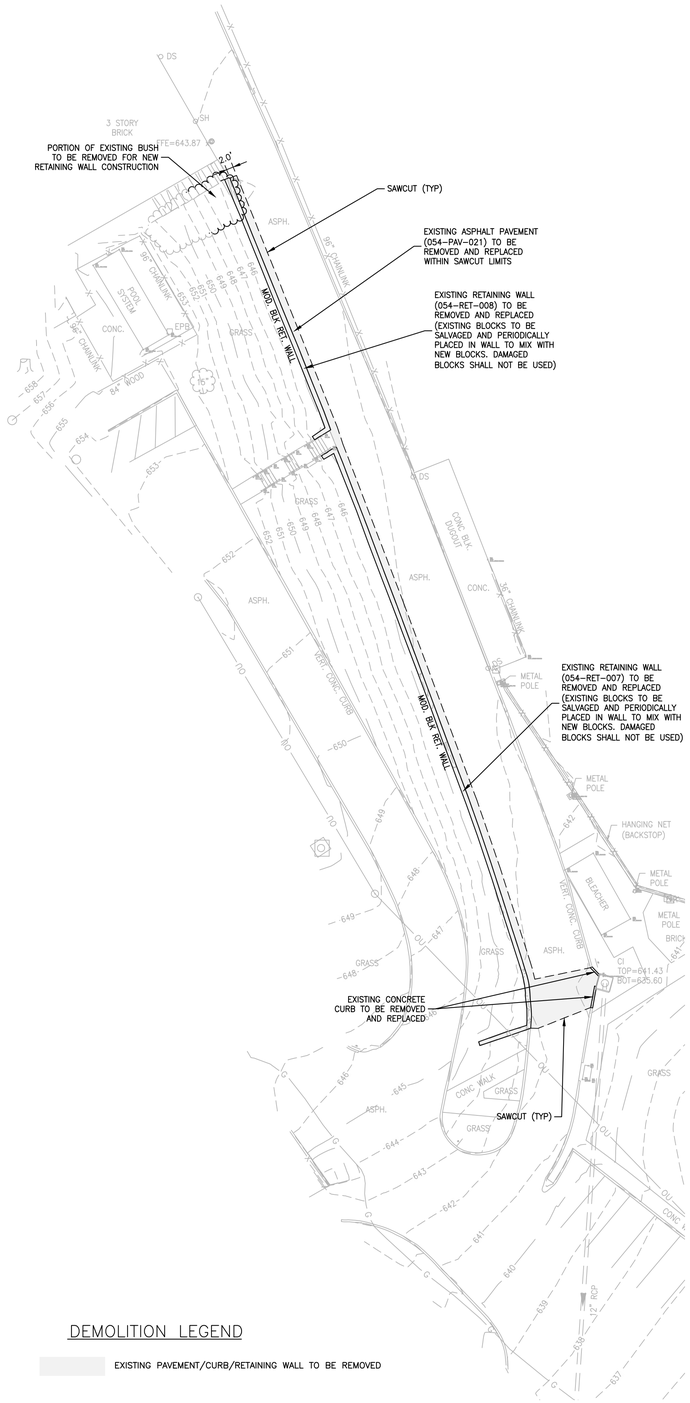


## DEMOLITION LEGEND

EXISTING PAVEMENT/CURB/RETAINING WALL TO BE REMOVED

## 1 DEMOLITION PLAN - EAST

**SCALE:** 1"=20'

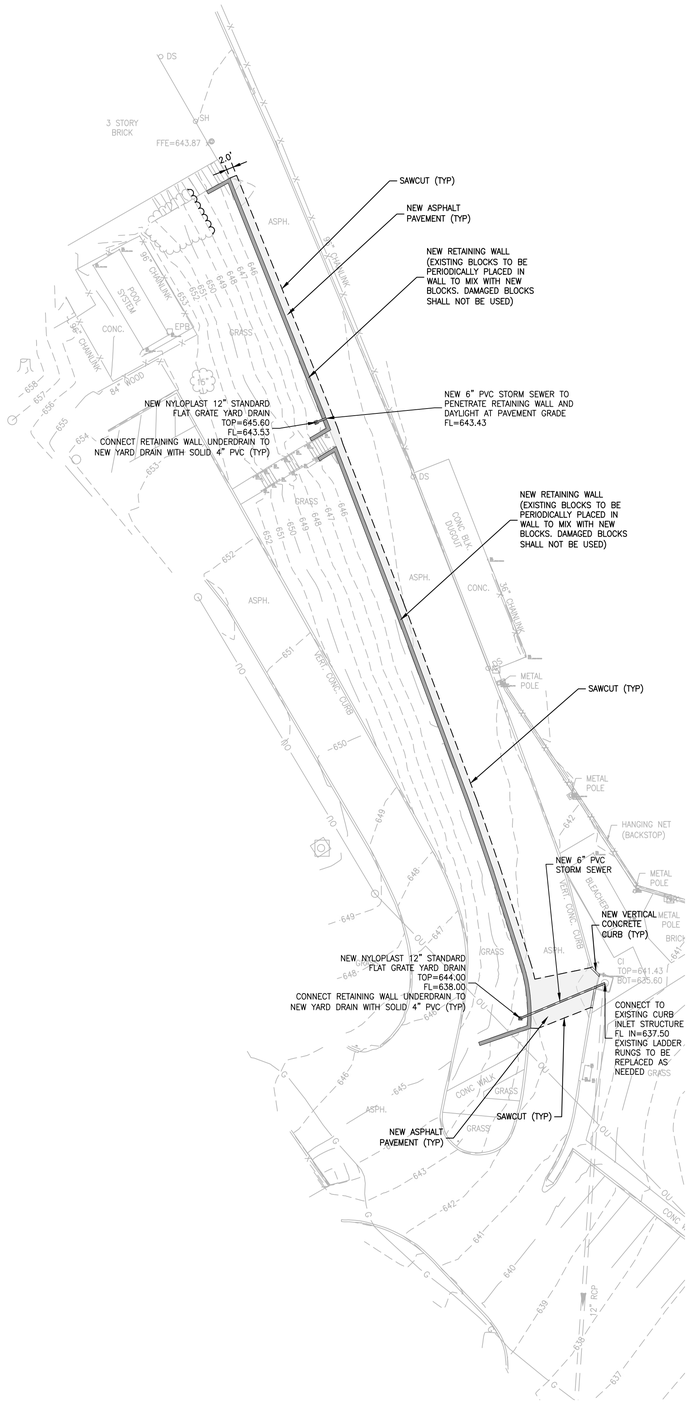


## 2 SITE & UTILITY PLAN - EAST

**SCALE:** 1"=20'

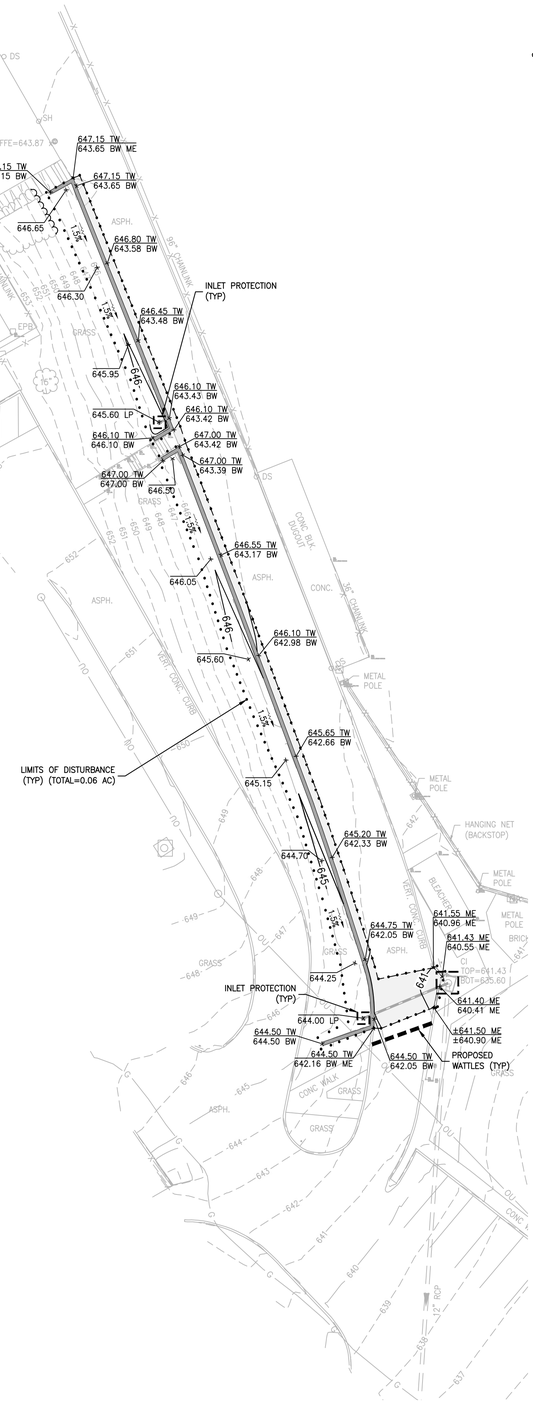


## 3 GRADING AND SWPP PLAN - EAST

**SCALE:** 1"=20'


**bond architects**
222 SOUTH CENTRAL AVE.
SUITE# 501
ST. LOUIS, MO 63105
TEL: 314.863.4994
FAX: 314.863.4996
www.bondarchitectsinc.com
Bond Architects, Inc.
Missouri State Certificate of Authority # 2009027409

**Cole & Associates, Inc.**
Civil Engineer
Consultant Project #26-0064
Certificate of Authority #001165
401 S. 18th St., Suite 200
St. Louis, MO 63103
314.984.9887 tel

**CASE Engineering, Inc.**
Structural Engineer
Consultant Project #########
Certificate of Authority #001498
796 Merus Ct.
Fenton, MO 63026
636.349.1600 tel

**RTM Engineering Consultants**
MEP Engineer
Consultant Project #26.B00203.2171
Certificate of Authority #2002028690
3701 S. Lindbergh Blvd.
St. Louis, MO 63127
314.725.5889 tel


# West High School

14653 Clayton Rd., Ballwin, MO 63011
Parkway PN #542501B
Building Renovation & Site Improvements

Parkway School District
363 N. Woods Mill Rd., Chesterfield, MO 63017
314.415.8231 tel

Project No: 26022

Revisions

| No. | Description | Date |
|---|---|---|
| | | |
| | | |
| | | |
| | | |
| | | |
| | | |


This drawing and the details on it are the sole property of the architect and may be used for this specific project only. It shall not be loaned, copied or reproduced, in whole or in part, or for any other purpose or project without the written consent of the Architect. Copyright © 2026 by Bond Architects, Inc.

The Professional Architects seal affixed to this sheet applies only to the material and items shown on this sheet. All drawings, instruments or other documents not exhibiting this seal shall not be considered prepared by this architect, and this architect expressly disclaims any and all responsibility for such plan, drawings or documents not exhibiting this seal.


DATE: 10/23/2026

BID / PERMIT SET

DEMO, SITE, UTILITY AND GRADING PLAN (EAST)

C4.0


USER: Patrick Barry TAB: C4.0
DATE: October 13, 2026 - 7:38:04 AM
DRAWING: S:\JOBS\Jobs2026\26-0064\JADD\C-Plan\PrintSheets\C_PLAN_SITE_26-0064.dwg

## DEMOLITION LEGEND

EXISTING PAVEMENT/RETAINING WALL TO BE REMOVED

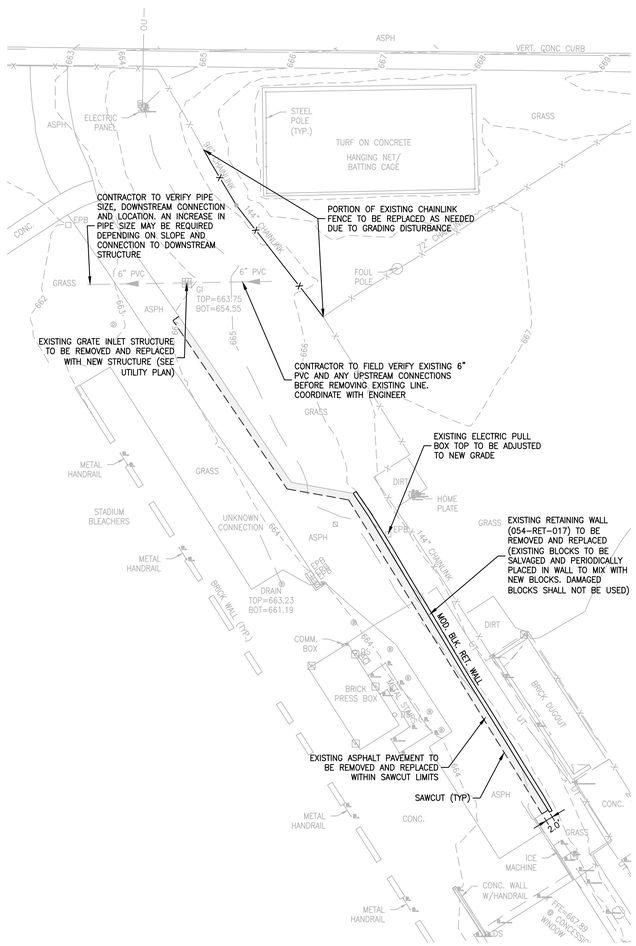


### 1 DEMOLITION PLAN - NORTH

**SCALE:** 1"=20'

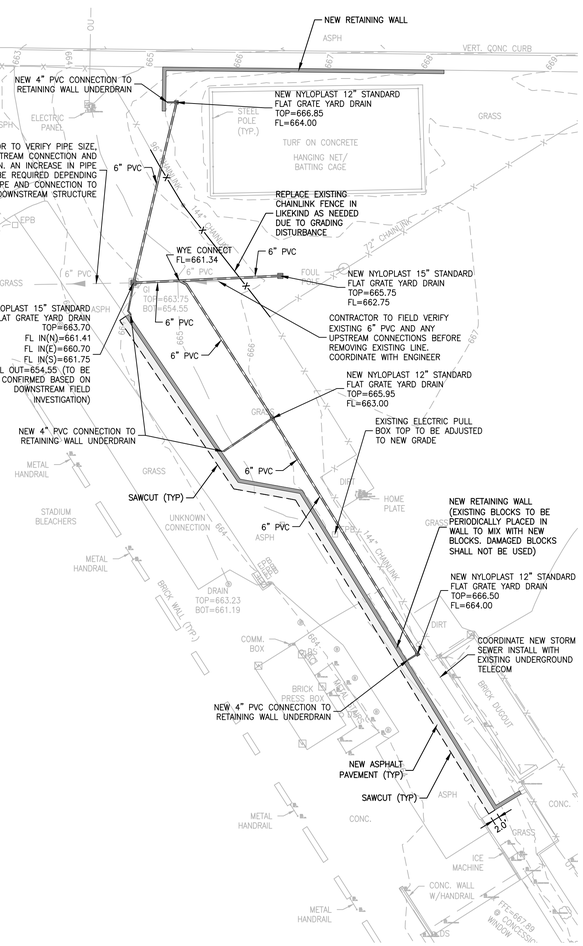


### 2 SITE & UTILITY PLAN - NORTH

**SCALE:** 1"=20'

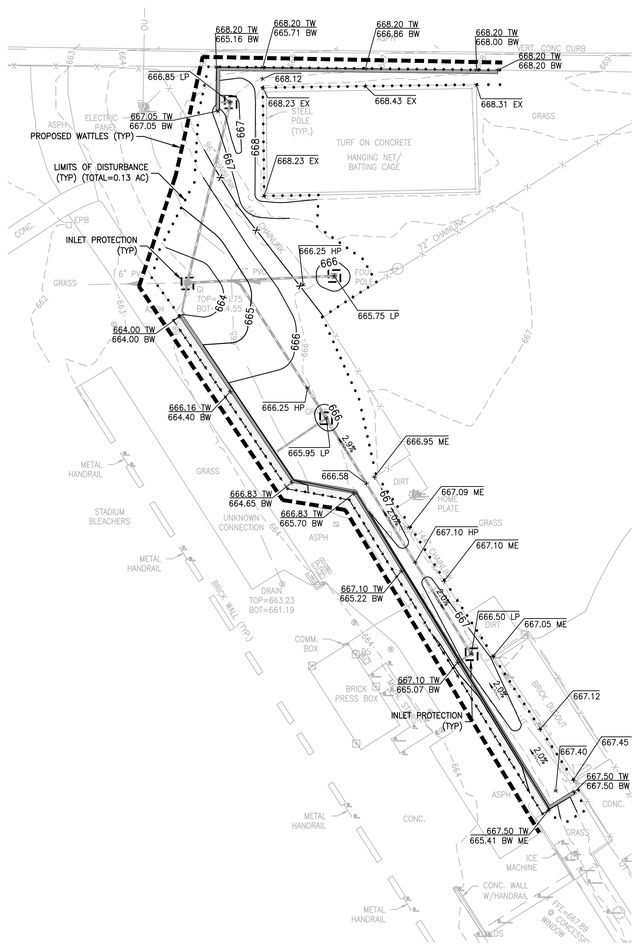


### 3 GRADING AND SWPP PLAN - NORTH

**SCALE:** 1"=20'

20' 0' 20' 40'

SCALE: 1" = 20'

SCALE: 3" = 1'-0" 1" 0.5" 0

SCALE: 1 1/2" = 1'-0" 2" 1" 0.5" 0

SCALE: 1" = 1'-0" 2" 1" 0.5" 0

SCALE: 3/4" = 1'-0" 3" 2" 1" 0

SCALE: 1/4" = 1'-0" 4" 2" 0

SCALE: 1/8" = 1'-0" 8" 4" 0

SCALE: 1/16" = 1'-0" 16" 8" 0

SCALE: 1/32" = 1'-0" 32" 16" 8" 0


**bond architects**
222 SOUTH CENTRAL AVE.
SUITE# 501
ST. LOUIS, MO 63105
TEL: 314.863.4994
FAX: 314.863.4996
www.bondarchitectsinc.com
Bond Architects, Inc.
Missouri State Certificate of Authority # 2009027409

**Cole & Associates, Inc.**
Civil Engineer
Consultant Project #26-0064
Certificate of Authority #001165
401 S. 18th St., Suite 200
St. Louis, MO 63103
314.984.9887 tel

**CASE Engineering, Inc.**
Structural Engineer
Consultant Project ########
Certificate of Authority #001498
796 Merus Ct.
Fenton, MO 63026
636.349.1600 tel

**RTM Engineering Consultants**
MEP Engineer
Consultant Project #26.B00203.2171
Certificate of Authority #2002028690
3701 S. Lindbergh Blvd.
St. Louis, MO 63127
314.725.5889 tel


# West High School

14653 Clayton Rd., Ballwin, MO 63011
Parkway PN #542501B
Building Renovation & Site Improvements

Parkway School District
363 N. Woods Mill Rd., Chesterfield, MO 63017
314.415.6231 tel

Project No: 26022

Revisions

| No. | Description | Date |
|---|---|---|
| | | |
| | | |
| | | |
| | | |
| | | |
| | | |


This drawing and the details on it are the sole property of the architect and may be used for this specific project only. It shall not be loaned, copied or reproduced, in whole or in part, or for any other purpose or project without the written consent of the Architect.
Copyright © 2026 by Bond Architects, Inc.


The Professional Architects seal affixed to this sheet applies only to the material and items shown on this sheet. All drawings, instruments or other documents not exhibiting this seal shall not be considered prepared by this architect, and this architect expressly disclaims any and all responsibility for such plan, drawings or documents not exhibiting this seal.

DATE: 10/23/2026

BID / PERMIT SET

DEMO, SITE, UTILITY AND GRADING PLAN (NORTH)

C4.1


USER: Patrick.Barry TAB: C4.1
DATE: October 13, 2026 - 7:38:08 AM
DRAWING: S:\JOBS\Jobs2026\26-0064\CADD\C-Plan\PlotSheets\0_PLAN_SITE_26-0064.dwg

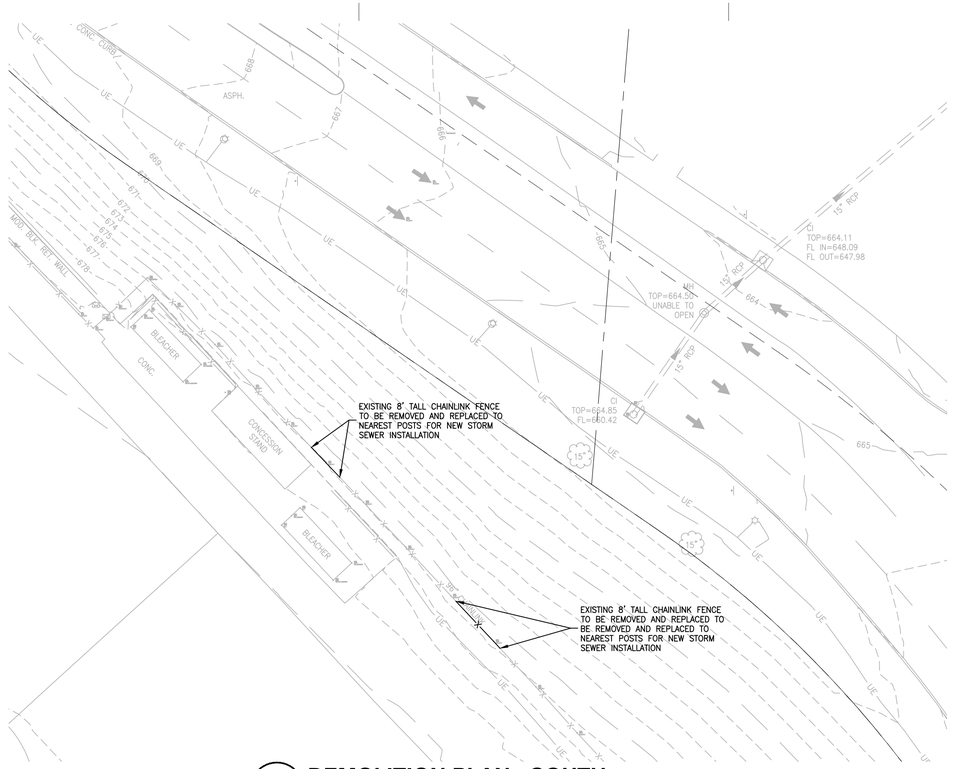


## 1 DEMOLITION PLAN - SOUTH
**SCALE:** 1"=20'

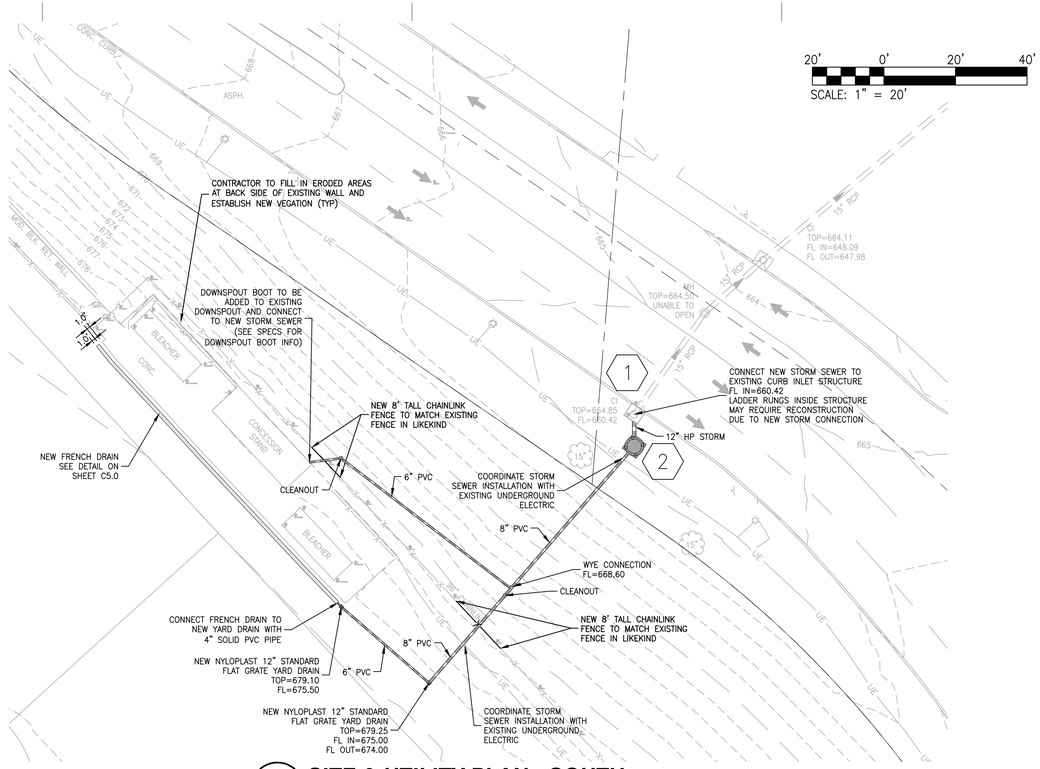


## 2 SITE & UTILITY PLAN - SOUTH
**SCALE:** 1"=20'

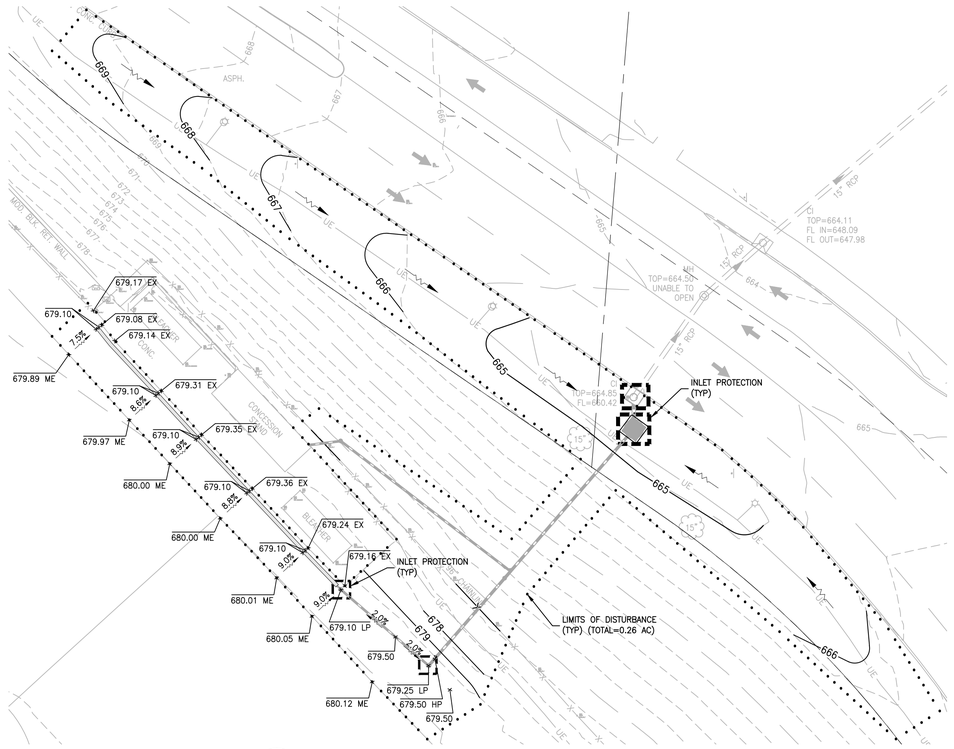


## 3 GRADING AND SWPP PLAN - SOUTH
**SCALE:** 1"=20'

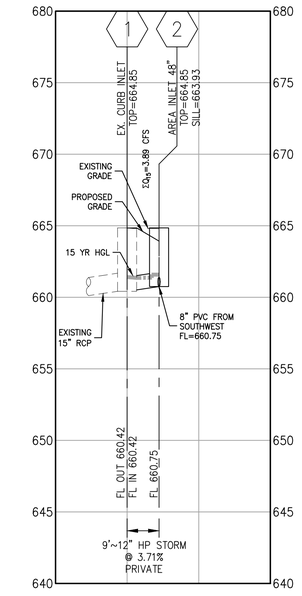


## 4 STORM PROFILE 1-2
**SCALE:** 1"=20' HORIZ. 1"=5' VERT.

**15 YR, 20 MIN STORM HYDRAULICS**

| Line ID | Line Size | Line Length | Line Slope | Manning's n | Bend Angle | Added Flow | Cumulative Flow Rate | Capacity (Full Flow) | Velocity (Out) | Invert (Start) | Ground Elevation (Start) | HGL (In) | Freeboard | Invert (Stop) | Ground Elevation (Stop) | HGL (Out) |
|---|---|---|---|---|---|---|---|---|---|---|---|---|---|---|---|---|
| | (in) | (ft) | (%) | | (Deg) | (cfs) | (cfs) | (cfs) | (ft/s) | (ft) | (ft) | (ft) | (ft) | (ft) | (ft) | (ft) |
| 2-1 | 12 | 8.90 | 3.71 | 0.012 | 180.00 | 3.89 | 3.89 | 7.43 | 4.95 | 660.75 | 663.93 | 661.59 | 2.34 | 660.42 | 664.85 | 661.42 |

**100 YR, 20 MIN STORM HYDRAULICS**

| Line ID | Line Size | Line Length | Line Slope | Manning's n | Bend Angle | Added Flow | Cumulative Flow Rate | Capacity (Full Flow) | Velocity (Out) | Invert (Start) | Ground Elevation (Start) | HGL (In) | Freeboard | Invert (Stop) | Ground Elevation (Stop) | HGL (Out) |
|---|---|---|---|---|---|---|---|---|---|---|---|---|---|---|---|---|
| | (in) | (ft) | (%) | | (Deg) | (cfs) | (cfs) | (cfs) | (ft/s) | (ft) | (ft) | (ft) | (ft) | (ft) | (ft) | (ft) |
| 2-1 | 12 | 8.90 | 3.71 | 0.012 | 180.00 | 5.24 | 5.24 | 7.43 | 6.67 | 660.75 | 663.93 | 661.68 | 2.25 | 660.42 | 664.85 | 661.42 |


bond architects
222 SOUTH CENTRAL AVE.
SUITE# 501
ST. LOUIS, MO 63105
TEL: 314.863.4994
FAX: 314.863.4996
www.bondarchitectsinc.com
Bond Architects, Inc.
Missouri State Certificate of Authority # 2009027409

**Cole & Associates, Inc.**
Civil Engineer
Consultant Project #26-0064
Certificate of Authority #001165
401 S. 18th St., Suite 200
St. Louis, MO 63103
314.984.9887 tel

**CASE Engineering, Inc.**
Structural Engineer
Consultant Project ########
Certificate of Authority #001498
796 Merus Ct.
Fenton, MO 63026
636.349.1600 tel

**RTM Engineering Consultants**
MEP Engineer
Consultant Project #26.B00203.2171
Certificate of Authority #2002028690
3701 S. Lindbergh Blvd.
St. Louis, MO 63127
314.725.5889 tel


West High School
14653 Clayton Rd., Ballwin, MO 63011
Parkway PN #542501B
Building Renovation & Site Improvements

Parkway School District
363 N. Woods Mill Rd., Chesterfield, MO 63017
314.415.8231 tel

Project No: 26022

Revisions

| No. | Description | Date |
|---|---|---|
| | | |


This drawing and the details on it are the sole property of the architect and may be used for this specific project only. It shall not be loaned, copied or reproduced, in whole or in part, or for any other purpose or project without the written consent of the Architect.
Copyright © 2026 by Bond Architects, Inc.

The Professional Architects seal affixed to this sheet applies only to the material and items shown on this sheet. All drawings, instruments or other documents not exhibiting this seal shall not be considered prepared by this architect, and this architect expressly disclaims any and all responsibility for such plan, drawings or documents not exhibiting this seal.


DATE: 10/23/2026

BID / PERMIT SET

DEMO, SITE, UTILITY AND GRADING PLAN (SOUTH)

C4.2


USER: Patrick Barry TAB: C4.2
DATE: October 13, 2026 - 7:38:12 AM
DRAWING: S:\JOBS\Jobs2026\26-0064\CADD\C-Plan\PlotSheets\0_PLAN_SITE_26-0064.dwg

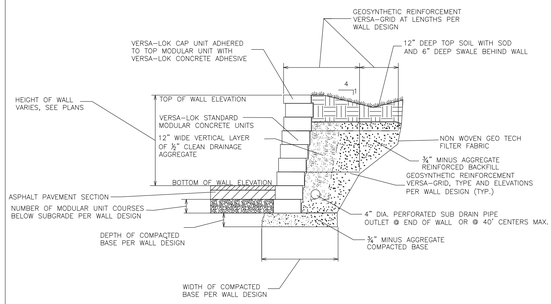


NOTES:
1. EXISTING BLOCKS FROM EXISTING RETAINING WALL TO BE SALVAGED AND PERIODICALLY PLACED IN WALL TO MIX WITH NEW BLOCKS. DAMAGED BLOCKS SHALL NOT BE USED.

## 1 RETAINING WALL DETAIL
**SCALE:** N.T.S. **REF. DWG. C4.0, C4.1**

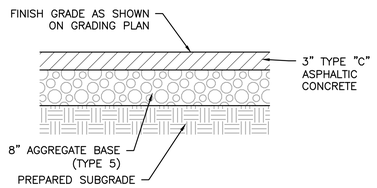


NOTE:
PAVEMENT DETAILS SHOWN FOR REFERENCE ONLY. CONTRACTOR TO VERIFY FINAL PAVEMENT REQUIREMENTS WITH GEOTECH REPORT AND/OR OWNER.

## 2 ASPHALT PAVEMENT DETAIL
**SCALE:** N.T.S. **REF. DWG. C4.0, C4.1**

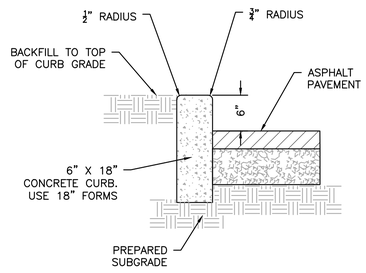


NOTE:
PROVIDE ½" EXPANSION JOINT SIMILAR CONCRETE EXPANSION JOINT, FULL DEPTH OF CURB, MAXIMUM SPACING AT 20'-0" ON CENTER OR PER PLAN.

## 3 VERTICAL CONCRETE CURB DETAIL
**SCALE:** N.T.S. **REF. DWG. C4.0**

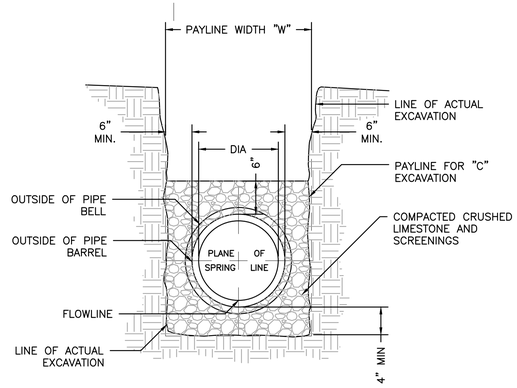


## 4 PVC PIPE BEDDING DETAIL
**SCALE:** N.T.S. **REF. DWG. C4.0, C4.1, C4.2**

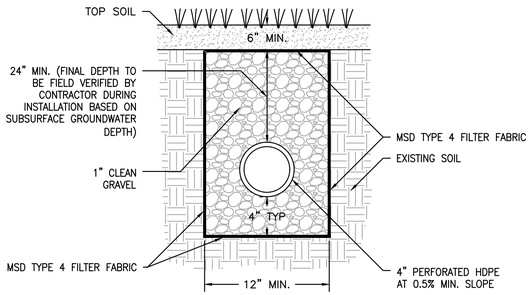


## 5 FRENCH DRAIN DETAIL
**SCALE:** N.T.S. **REF. DWG. C4.2**

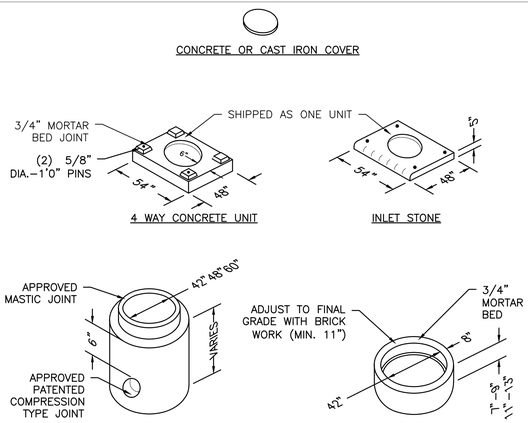


## 6 AREA INLET DETAIL
**SCALE:** N.T.S. **REF. DWG. C4.2**

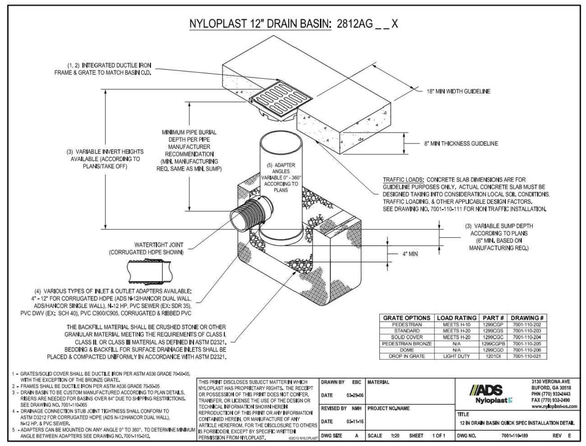


| GRATE OPTIONS | LOAD RATING | PART # | DRAWING # |
|---|---|---|---|
| PEDESTRIAN | MEETS N-12 | 1299CGP | 7001-110-207 |
| STANDARD | MEETS H-20 | 1299CGS | 7001-110-208 |
| SOLID COVER | MEETS H-20 | 1299CGC | 7001-110-209 |
| PEDESTRIAN BRONZE | N/A | 1299CGPB | 7001-110-210 |
| DOME | N/A | 1299CGD | 7001-110-211 |
| DROP IN GRATE | LIGHT DUTY | 12DTGS | 7001-110-073 |

1 • GRATE/SOLID COVER SHALL BE DUCTILE IRON PER ASTM A536 GRADE 70-50-05. WITH THE EXCEPTION OF THE BRONZE GRATE.
2 • FRAMES SHALL BE DUCTILE IRON PER ASTM A536 GRADE 70-50-05
3 • DRAIN BASIN TO BE CUSTOM MANUFACTURED ACCORDING TO PLAN DETAILS. RISERS ARE NEEDED FOR BASINS OVER 10' DUE TO SHIPPING RESTRICTIONS. SEE DRAWING NO. 7001-10400
4 • DRAINAGE CONNECTION STUB JOINT TIGHTNESS SHALL CONFORM TO ASTM D3212 FOR CORRUGATED HDPE (ADS N-12/HANCOR DUAL WALL), N-12 HP, & PVC SEWER.
5 • ADAPTERS CAN BE MOUNTED ON ANY ANGLE 0° TO 360°, TO DETERMINE MINIMUM ANGLE BETWEEN ADAPTERS SEE DRAWING NO. 7001-10412.

THIS PRINT DISCLOSES SUBJECT MATTER IN WHICH NYLOPLAST HAS PROPRIETARY RIGHTS. THE RECEIPT OR POSSESSION OF THIS PRINT DOES NOT CONFER, TRANSFER, OR LICENSE THE USE OF THE DESIGN OR TECHNICAL INFORMATION SHOWN HEREIN. REPRODUCTION OF THIS PRINT OR ANY INFORMATION CONTAINED HEREIN, OR MANUFACTURE OF ANY ARTICLE HEREFROM, FOR THE DISCLOSURE TO OTHERS IS FORBIDDEN, EXCEPT BY SPECIFIC WRITTEN PERMISSION FROM NYLOPLAST.

| | | | |
|---|---|---|---|
| DRAWN BY | EBC | MATERIAL | |
| DATE | 03-05-05 | | |
| REVISED BY | NMH | PROJECT NO./NAME | |
| DATE | 03-14-16 | | |
| DWG SIZE | A | SCALE 1/2S | SHEET 1 OF 1 |

ADS Nyloplast — 3130 VERONA AVE. BUFORD, GA 30518 PHN (770) 932-6443 FAX (770) 932-2490 www.nyloplastinc.com

TITLE: 12 IN DRAIN BASIN QUICK SPEC INSTALLATION DETAIL

DWG NO. 7001-110-109 REV E

## 7 NYLOPLAST DRAIN BASIN DETAIL
**SCALE:** N.T.S. **REF. DWG. C4.0, C4.1, C4.2**

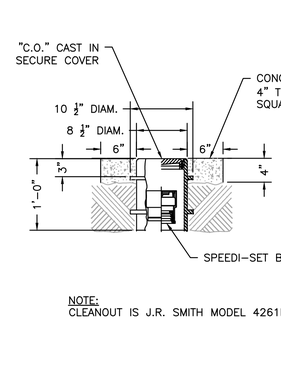


NOTE:
CLEANOUT IS J.R. SMITH MODEL 4261L

## 8 CLEANOUT DETAIL
**SCALE:** N.T.S. **REF. DWG. C4.2**

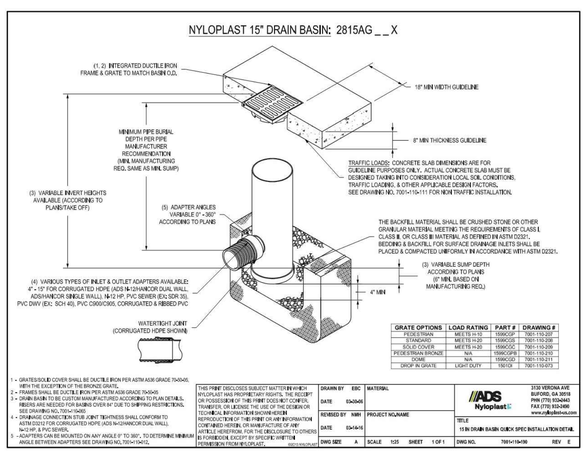


| GRATE OPTIONS | LOAD RATING | PART # | DRAWING # |
|---|---|---|---|
| PEDESTRIAN | MEETS N-12 | 1599CGP | 7001-110-227 |
| STANDARD | MEETS H-20 | 1599CGS | 7001-110-228 |
| SOLID COVER | MEETS H-20 | 1599CGC | 7001-110-229 |
| PEDESTRIAN BRONZE | N/A | 1599CGPB | 7001-110-210 |
| DOME | N/A | 1599CGD | 7001-110-211 |
| DROP IN GRATE | LIGHT DUTY | 15DTGS | 7001-110-073 |

1 • GRATE/SOLID COVER SHALL BE DUCTILE IRON PER ASTM A536 GRADE 70-50-05. WITH THE EXCEPTION OF THE BRONZE GRATE.
2 • FRAMES SHALL BE DUCTILE IRON PER ASTM A536 GRADE 70-50-05
3 • DRAIN BASIN TO BE CUSTOM MANUFACTURED ACCORDING TO PLAN DETAILS. RISERS ARE NEEDED FOR BASINS OVER 10' DUE TO SHIPPING RESTRICTIONS. SEE DRAWING NO. 7001-10400
4 • DRAINAGE CONNECTION STUB JOINT TIGHTNESS SHALL CONFORM TO ASTM D3212 FOR CORRUGATED HDPE (ADS N-12/HANCOR DUAL WALL), N-12 HP, & PVC SEWER.
5 • ADAPTERS CAN BE MOUNTED ON ANY ANGLE 0° TO 360°, TO DETERMINE MINIMUM ANGLE BETWEEN ADAPTERS SEE DRAWING NO. 7001-10412.

THIS PRINT DISCLOSES SUBJECT MATTER IN WHICH NYLOPLAST HAS PROPRIETARY RIGHTS. THE RECEIPT OR POSSESSION OF THIS PRINT DOES NOT CONFER, TRANSFER, OR LICENSE THE USE OF THE DESIGN OR TECHNICAL INFORMATION SHOWN HEREIN. REPRODUCTION OF THIS PRINT OR ANY INFORMATION CONTAINED HEREIN, OR MANUFACTURE OF ANY ARTICLE HEREFROM, FOR THE DISCLOSURE TO OTHERS IS FORBIDDEN, EXCEPT BY SPECIFIC WRITTEN PERMISSION FROM NYLOPLAST.

| | | | |
|---|---|---|---|
| DRAWN BY | EBC | MATERIAL | |
| DATE | 03-05-05 | | |
| REVISED BY | NMH | PROJECT NO./NAME | |
| DATE | 03-14-16 | | |
| DWG SIZE | A | SCALE 1/2S | SHEET 1 OF 1 |

ADS Nyloplast — 3130 VERONA AVE. BUFORD, GA 30518 PHN (770) 932-6443 FAX (770) 932-2490 www.nyloplastinc.com

TITLE: 15 IN DRAIN BASIN QUICK SPEC INSTALLATION DETAIL

DWG NO. 7001-110-110 REV E

## 9 NYLOPLAST DRAIN BASIN DETAIL
**SCALE:** N.T.S. **REF. DWG. C4.1**

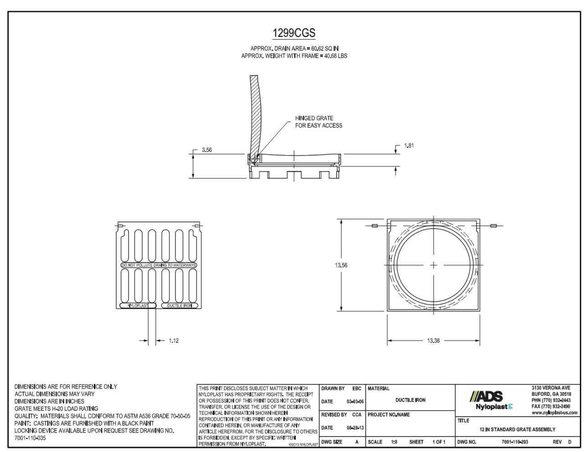


DIMENSIONS ARE FOR REFERENCE ONLY.
ACTUAL DIMENSIONS MAY VARY.
DIMENSIONS ARE IN INCHES
GRATE MEETS H20 LOAD RATING
QUALITY: MATERIALS SHALL CONFORM TO ASTM A536 GRADE 70-50-05
PAINT: CASTINGS ARE FURNISHED WITH A BLACK PAINT
LOCKING DEVICE AVAILABLE UPON REQUEST SEE DRAWING NO. 7001-115-032

THIS PRINT DISCLOSES SUBJECT MATTER IN WHICH NYLOPLAST HAS PROPRIETARY RIGHTS. THE RECEIPT OR POSSESSION OF THIS PRINT DOES NOT CONFER, TRANSFER, OR LICENSE THE USE OF THE DESIGN OR TECHNICAL INFORMATION SHOWN HEREIN. REPRODUCTION OF THIS PRINT OR ANY INFORMATION CONTAINED HEREIN, OR MANUFACTURE OF ANY ARTICLE HEREFROM, FOR THE DISCLOSURE TO OTHERS IS FORBIDDEN, EXCEPT BY SPECIFIC WRITTEN PERMISSION FROM NYLOPLAST.

| | | | |
|---|---|---|---|
| DRAWN BY | EBC | MATERIAL | DUCTILE IRON |
| DATE | 03-05-05 | | |
| REVISED BY | CCA | PROJECT NO./NAME | |
| DATE | 09-29-13 | | |
| DWG SIZE | A | SCALE 1/2S | SHEET 1 OF 1 |

ADS Nyloplast — 3130 VERONA AVE. BUFORD, GA 30518 PHN (770) 932-6443 FAX (770) 932-2490 www.nyloplastinc.com

TITLE: 12 IN STANDARD GRATE ASSEMBLY

DWG NO. 7001-110-203 REV D

## 10 NYLOPLAST 12" STANDARD FLAT GRATE
**SCALE:** N.T.S. **REF. DWG. C4.0, C4.1, C4.2**

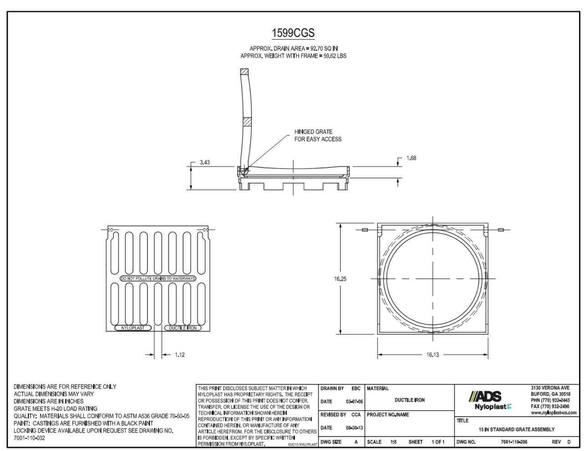


DIMENSIONS ARE FOR REFERENCE ONLY.
ACTUAL DIMENSIONS MAY VARY.
DIMENSIONS ARE IN INCHES
GRATE MEETS H20 LOAD RATING
QUALITY: MATERIALS SHALL CONFORM TO ASTM A536 GRADE 70-50-05
PAINT: CASTINGS ARE FURNISHED WITH A BLACK PAINT
LOCKING DEVICE AVAILABLE UPON REQUEST SEE DRAWING NO. 7001-115-032

THIS PRINT DISCLOSES SUBJECT MATTER IN WHICH NYLOPLAST HAS PROPRIETARY RIGHTS. THE RECEIPT OR POSSESSION OF THIS PRINT DOES NOT CONFER, TRANSFER, OR LICENSE THE USE OF THE DESIGN OR TECHNICAL INFORMATION SHOWN HEREIN. REPRODUCTION OF THIS PRINT OR ANY INFORMATION CONTAINED HEREIN, OR MANUFACTURE OF ANY ARTICLE HEREFROM, FOR THE DISCLOSURE TO OTHERS IS FORBIDDEN, EXCEPT BY SPECIFIC WRITTEN PERMISSION FROM NYLOPLAST.

| | | | |
|---|---|---|---|
| DRAWN BY | EBC | MATERIAL | DUCTILE IRON |
| DATE | 03-05-05 | | |
| REVISED BY | CCA | PROJECT NO./NAME | |
| DATE | 09-29-13 | | |
| DWG SIZE | A | SCALE 1/2S | SHEET 1 OF 1 |

ADS Nyloplast — 3130 VERONA AVE. BUFORD, GA 30518 PHN (770) 932-6443 FAX (770) 932-2490 www.nyloplastinc.com

TITLE: 15 IN STANDARD GRATE ASSEMBLY

DWG NO. 7001-110-208 REV D

## 11 NYLOPLAST 15" STANDARD FLAT GRATE
**SCALE:** N.T.S. **REF. DWG. C4.1**

bond architects
222 SOUTH CENTRAL AVE.
SUITE# 501
ST. LOUIS, MO 63105
TEL: 314.863.4994
FAX: 314.863.4996
www.bondarchitectsinc.com
Bond Architects, Inc.
Missouri State Certificate of Authority # 2009027409

**Cole & Associates, Inc.**
Civil Engineer
Consultant Project #26-0064
Certificate of Authority #001165
401 S. 18th St., Suite 200
St. Louis, MO 63103
314.984.9887 tel

**CASE Engineering, Inc.**
Structural Engineer
Consultant Project ########
Certificate of Authority #001498
796 Merus Ct.
Fenton, MO 63026
636.349.1600 tel

**RTM Engineering Consultants**
MEP Engineer
Consultant Project #26.B00203.2171
Certificate of Authority #2002028690
3701 S. Lindbergh Blvd.
St. Louis, MO 63127
314.725.5889 tel

# West High School

14653 Clayton Rd., Ballwin, MO 63011
Parkway PN #542501B
Building Renovation & Site Improvements

Parkway School District
363 N. Woods Mill Rd., Chesterfield, MO 63017
314.415.8231 tel

Project No: 26022

Revisions

| No. | Description | Date |
|---|---|---|
| | | |

This drawing and the details on it are the sole property of the architect and may be used for this specific project only. It shall not be loaned, copied or reproduced, in whole or in part, or for any other purpose or project without the written consent of the Architect. Copyright © 2026 by Bond Architects, Inc.

The Professional Architects seal affixed to this sheet applies only to the material and items shown on this sheet. All drawings, instruments or other documents not exhibiting this seal shall not be considered prepared by this architect, and this architect expressly disclaims any and all responsibility for such plan, drawings or documents not exhibiting this seal.

DATE: 10/23/2026

BID / PERMIT SET

DETAIL SHEET

C5.0

USER: Patrick Barry TAB: C5.0
DATE: October 13, 2026 - 7:38:16 AM
DRAWING: S:\JOBS\Jobs\2026\26-0064\CADD\C-Plan\PlotSheets\D_PLAN_DETAIL_26-0064.dwg

# SWPPP NOTES

SITE OWNER: PARKWAY SCHOOL DISTRICT
SITE ADDRESS: 363 N WOODS MILLS RD
CHESTERFIELD, MO 63017

SITE CONTACT/
SPECIAL INSPECTOR: POETTKER CONSTRUCTION

1. REFER TO IMPROVEMENT PLANS FOR PERTINENT SITE MAP INFO.
2. REFER TO IMPROVEMENT PLANS FOR PERTINENT TOPOGRAPHICAL INFO.
3. TOTAL LAND ESTIMATED TO BE DISTURBED – APPROXIMATELY 0.45 AC
4. REFER TO DRAINAGE AREA MAP IN IMPROVEMENT PLANS FOR DRAINAGE PATTERNS.
5. REFER TO SWPPP PLAN FOR LOCATION OF ACCESS TO CONSTRUCTION SITE.
6. DESCRIPTION OF B.M.P.'S TO CONTROL EROSION AND SEDIMENTATION (INTERIM AND PERMANENT STABILIZATION PRACTICES)
   - A. FOR DETAILED DESCRIPTION OF EACH BMP REQUIRED ON THE SITE SEE THIS SHEET.
   - B. CONTRACTOR SHALL ESTABLISH PERIMETER SILTATION CONTROL PRIOR TO ANY CONSTRUCTION ACTIVITIES. AREAS REQUIRING MINOR CLEARING &/OR GRADING PRIOR TO INSTALLATION OF SILTATION CONTROL SHALL BE COMPLETED IN A TIMELY MANNER AND SILTATION CONTROL ESTABLISHED IMMEDIATELY FOLLOWING.
   - C. TEMPORARY CONSTRUCTION ENTRANCE SHALL BE INSTALLED WHERE THE ACCESS AREAS INTERSECT WITH PUBLIC ACCESS WAYS. DURING MUDDY CONDITIONS, DRIVERS OF VEHICLES WILL BE REQUIRED TO WASH THEIR WHEELS BEFORE ENTERING THE ROADWAY. WHERE SEDIMENT IS TRANSPORTED ONTO PUBLIC ACCESS WAYS, THE ROAD SHALL BE CLEANED THOROUGHLY AT THE END OF EACH DAY. SEDIMENT SHALL BE REMOVED FROM THE ROAD BY SHOVELING OR SWEEPING. STREET WASHING SHALL BE ALLOWED ONLY AFTER SEDIMENT IS REMOVED IN THIS MANNER.
   - D. UPON COMMENCEMENT OF INITIAL CLEARING AND GRUBBING OPERATIONS, AS WELL AS FUTURE GRADING OPERATIONS, TOPSOIL MUST BE STRIPPED FROM GRADED AREAS AND STOCKPILED FOR IN FINAL GRADING AND / OR EXCESS REMOVAL. THE STOCKPILES WILL BE KEPT ON SITE BUT MUST STAY CLEAR OF ALL CONSTRUCTION ACTIVITY. THE STOCKPILE MUST BE STABILIZED WITH TEMPORARY VEGETATION, OR COVERED AT THE END OF EACH WORKDAY, OR PERIMETER CONTROLS MUST BE IN PLACE TO PREVENT SOIL LOSS AND SEDIMENT TRANSPORT FROM THE STOCKPILE ITSELF UNTIL NEEDED.
   - E. CONTRACTOR SHALL CLEAR AND GRUB THOSE AREAS OF THE SITE SCHEDULED FOR CONSTRUCTION. AREAS NOT SCHEDULED FOR IMMEDIATE CONSTRUCTION SHALL NOT BE CLEARED OF ESTABLISHED VEGETATION UNTIL REQUIRED. REMAINDER OF SITE SHALL BE GRADED, AS REQUIRED. CONTRACTOR SHALL BE RESPONSIBLE FOR INSTALLATION AND MAINTENANCE OF SILTATION CONTROL THROUGHOUT THE DURATION OF THE PROJECT.
   - F. STORM DRAINS SHALL BE INSTALLED AS EARLY AS POSSIBLE, PROVIDED THE INSTALLATION DOES NOT CONFLICT WITH OTHER CONSTRUCTION ACTIVITIES. INLET PROTECTION SHALL BE PLACED AROUND EACH INLET, IMMEDIATELY, UPON COMPLETION OF CONSTRUCTION OF EACH INLET. INLETS MAY BE UTILIZED FOR STORM WATER CONTROL DURING CONSTRUCTION, WITH THE SILT FENCE AND EROSION CONTROL MEASURES IN PLACE. CONTRACTOR SHALL TAKE PRECAUTIONS TO LIMIT SILT FROM ENTERING STORM PIPE, PRIOR TO INSTALLATION OF STORM STRUCTURES.
   - G. IF SEEDING OR ANOTHER VEGETATIVE EROSION CONTROL METHOD IS USED, IT SHALL BECOME ESTABLISHED WITHIN TWO WEEKS OR THE SITE SHALL BE RE–SEEDED OR A NON–VEGETATIVE OPTION EMPLOYED.
   - H. TECHNIQUES SHALL BE EMPLOYED TO ENSURE STABILIZATION ON STEEP SLOPES AND IN DRAINAGE WAYS.
   - I. THE ENTIRE SITE MUST BE STABILIZED, USING HEAVY MULCH LAYER OR ANOTHER METHOD THAT DOES NOT REQUIRE GERMINATION TO CONTROL EROSION, AT THE CLOSE OF THE CONSTRUCTION SEASON. REFER TO TABLE ON THIS SHEET FOR MULCHING RATES.
   - J. TECHNIQUES SHALL BE EMPLOYED TO PREVENT THE BLOWING OF DUST OR SEDIMENT FROM THE SITE.
   - K. TECHNIQUES SHALL BE EMPLOYED TO DIVERT UPLAND RUNOFF PAST DISTURBED SLOPES.
   - L. ALL PROPOSED TURF AREAS ARE TO BE REPLACED WITH SOD ONCE CONSTRUCTION IS COMPLETED WITHIN FIVE DAYS AFTER FINAL GRADING OF THE SITE WHERE SHOWN ON THE PLAN. SHOULD WEATHER CAUSE DELAYS IN EARTHWORK OPERATIONS, ADDITIONAL SILTATION CONTROL MEASURES MAY BE REQUIRED.
   - M. ANY DISTURBED AREAS WHICH WILL REMAIN UNWORKED FOR 5 DAYS OR MORE SHALL BE STABILIZED WITH SEEDING AND MULCHING PER SPECIFICATIONS WITHIN 5 DAYS. IF SEASONAL CONDITIONS PROHIBIT SEEDING, MULCHING OR MATTING SHALL BE USED.
   - N. SEDIMENTATION CONTROLS SHALL ONLY BE REMOVED WITH CITY APPROVAL AFTER THE SITE IS COMPLETELY STABILIZED, VEGETATION IS WELL ESTABLISHED, AND ALL PAVEMENT AREAS ARE INSTALLED.
7. DESCRIPTION OF B.M.P.'S TO PREVENT POTENTIAL POLLUTANTS
   (CONSTRUCTION WASTES, TOXIC OR HAZARDOUS SUBSTANCES, PETROLEUM PRODUCTS, PESTICIDES, HERBICIDES, SITE LITTER, SANITARY WASTES, ETC.)
   - A. SOLID NON–HAZARDOUS CONSTRUCTION WASTE – DISPOSE OF IN TRASH DUMPSTERS OR APPROVED EQUIVALENT IN A LOCATION APPROVED BY THE OWNER. POTENTIALLY SOLUBLE OR LEACHABLE SOLID WASTE SHALL BE STORED OFF THE GROUND AND IN COVERED LEAK–PROOF CONTAINERS. SOLID WASTE SHALL BE STORED OFF THE GROUND AND IN COVERED LEAK–PROOF CONTAINERS. SOLID WASTE SHALL BE PROPERLY DISPOSED OF OFF–SITE ON A REGULAR BASIS.
   - B. HAZARDOUS WASTE – HAZARDOUS WASTE SHALL BE SEGREGATED FROM NON–HAZARDOUS CONSTRUCTION SITE DEBRIS. LIQUID OR SEMI–LIQUID HAZARDOUS WASTE SHALL BE STORED IN APPROPRIATE CONTAINERS (CLOSED DRUMS OR SIMILAR) AND SHALL BE KEPT UNDER COVER. GRANULAR, SOLUBLE, OR LEACHABLE HAZARDOUS WASTE MATERIALS SHALL BE STORED OFF THE GROUND AND IN COVERED LEAK–PROOF CONTAINERS, THE OWNER SHALL PROPERLY APPROVE ANY HAZARDOUS WASTE STORAGE AREA LOCATIONS.
   - C. HAZARDOUS WASTE SHALL BE PROPERLY DISPOSED OF OFF–SITE ON A REGULAR BASIS BY A REPUTABLE, LICENSED HAZARDOUS WASTE HAULER.
   - D. IT IS NOT THE INTENT OF THIS SWPPP TO SUPERSEDE OR REPLACE NORMAL SITE ASSESSMENT AND REMEDIATION PROCEDURES CONCERNING HAZARDOUS MATERIALS. SIGNIFICANT SPILLS AND/OR CONTAMINATION WARRANT AN IMMEDIATE RESPONSE BY TRAINED PROFESSIONALS. SUSPECTED JOB SITE CONTAMINATION SHOULD IMMEDIATELY BE REPORTED TO REGULATORY AUTHORITIES AND PROTECTIVE MEASURES TAKEN.
   - E. FRESH CONCRETE WASTE AND CONCRETE EQUIPMENT WASH DOWNS SHALL BE CONTAINED AND SHALL BE STORED AWAY FROM DRAINAGE DITCHES, SWALES AND DRAINAGE STRUCTURES. WHERE APPROPRIATE, CONTAINMENT BERMS SHALL BE PLACED AROUND WASTE STORAGE AREAS.
   - F. ON–SITE FUELING FACILITIES ARE REQUIRED TO ADHERE TO ALL APPLICABLE FEDERAL AND STATE REGULATIONS CONCERNING STORAGE AND DISPENSERS.
   - G. PROVISIONS SHALL BE MADE SO THAT A SUFFICIENT NUMBER OF TEMPORARY TOILET FACILITIES ARE AVAILABLE TO SERVE THE NUMBER OF WORKERS ON–SITE.
   - H. PROVISIONS SHALL BE MADE FOR LITTER CONTROL.
8. DESCRIPTION OF B.M.P.'S TO REMAIN AFTER CONSTRUCTION
   - A. STORM DRAINS – THE DEVELOPMENT WILL BE SERVED BY A STORM WATER SYSTEM CONSISTING OF PIPE AND INLETS. ANY STORM DRAINAGE SYSTEM DESIGNATED AS "PRIVATE" SHALL BE OPERATED AND MAINTAINED BY THE OWNER. ANY STORM DRAINAGE SYSTEM DESIGNATED AS "PUBLIC" SHALL BE MAINTAINED BY METROPOLITAN ST. LOUIS SEWER DISTRICT (MSD) UPON DEDICATION OF THE SEWERS TO THE DISTRICT.
   - B. TURF AREAS – TURF AREAS SHALL BE MAINTAINED TO INSURE SITE AREAS REMAIN STABILIZED UPON COMPLETION OF CONSTRUCTION ACTIVITIES.
   - C. PAVED AREAS AND WALKWAYS – AREAS SUBJECT TO FOOT AND VEHICLE TRAFFIC SHALL BE PAVED AND KEPT IN GOOD REPAIR FOLLOWING COMPLETION OF CONSTRUCTION ACTIVITIES.
9. CONTRACTOR TO COORDINATE WITH THE CITY AND DEVELOPER FOR OFF STREET PARKING AREA..
10. HAUL ROUTE OF EXCESS SPOILS TO BE DETERMINED BY SITE CONTRACTOR.
11. REFER TO B.M.P.'S DESCRIPTIONS (**#6**, **#7**, **#8**) AND THE SWPP PLAN TO REFERENCE ALL EROSION AND SEDIMENT CONTROL MEASURES REQUIRED FOR THIS SITE.
12. REFER TO SEEDING RATES/MIXTURES ON THIS SHEET.
13. PLANNED RESPONSE TO LOSS OF CONTAINED SEDIMENT:
    B.M.P.'S SHALL BE REPAIRED AND/OR REPLACED IMMEDIATELY, AS REQUIRED, TO STABILIZE SITE AND CONTAIN SEDIMENT LADEN RUNOFF. OFFSITE AREAS SHALL BE REVIEWED FOR EXTENT OF IMPACT FROM B.M.P. FAILURE. PERMIT HOLDER SHALL BE REQUIRED TO PROVIDE DOCUMENTATION TO THE ST. CHARLES DEPARTMENT OF PUBLIC WORKS OF THE B.M.P. MEASURES, INSTALLED AND SCHEDULED MAINTENANCE, AND REPAIRS.
14. PERMIT HOLDER
    - A. PERMIT HOLDER SHALL NOTIFY ALL CONTRACTORS AND OTHER ENTITIES (INCLUDING UTILITY CREWS, CITY EMPLOYEES, OR THEIR AGENTS) THAT WILL PERFORM WORK AT THE SITE, OF THE EXISTENCE OF THE STORM WATER POLLUTION PREVENTION PLAN (SWPPP) AND WHAT ACTIONS OR PRECAUTIONS SHALL BE TAKEN WHILE ON SITE TO MINIMIZE THE POTENTIAL FOR EROSION AND THE POTENTIAL FOR DAMAGING ANY BEST MANAGEMENT PRACTICES (BMP'S).
    - B. PERMIT HOLDER SHALL DETERMINE THE NEED FOR AND ESTABLISH TRAINING PROGRAMS TO ENSURE THAT ALL SITE WORKERS HAVE BEEN TRAINED, AT A MINIMUM, IN EROSION CONTROL, MATERIAL HANDLING AND STORAGE, AND HOUSEKEEPING.
    - C. PROVIDE COPIES OF THE STORM WATER POLLUTION PREVENTION PLAN (SWPPP) TO ALL PARTIES WHO ARE RESPONSIBLE FOR INSTALLATION, OPERATION, OR MAINTENANCE FOR ANY BEST MANAGEMENT PRACTICES (BMP'S).
    - D. MAINTAIN A CURRENT COPY OF THE STORM WATER POLLUTION PREVENTION PLAN (SWPPP) ON THE SITE AT ALL TIMES. A COPY OF THE SWPPP WILL BE LOCATED AT THE CONSTRUCTION TRAILER AND BE AVAILABLE FOR VIEWING AT ALL TIMES.
15. PRIOR TO ANY MAJOR LAND DISTURBANCE ACTIVITY, A LAND DISTURBANCE PERMIT FROM THE STATE OF MISSOURI DEPARTMENT OF NATURAL RESOURCES AND COUNTY, WILL BE REQUIRED.
16. ANY LAND CLEARING, CONSTRUCTION, OR DEVELOPMENT INVOLVING THE MOVEMENT OF EARTH SHALL BE IN ACCORDANCE WITH THE STORM WATER POLLUTION PREVENTION PLAN.
17. CONTRACTOR SHALL KEEP SILT FROM ENTERING INTO THE STORM SEWER SYSTEM AND KEEP ALL WATER FROM PONDING ON THE PAVEMENT THAT IS PART OF THE PEDESTRIAN TRAVEL WAY. INLET PROTECTION SHALL ONLY BE USED AS NECESSARY TO KEEP SILT FROM ENTERING INTO THE STORM SEWER SYSTEM.

SCALE: 3" = 1'-0" (0, 0.25", 0.5", 1")
SCALE: 1 1/2" = 1'-0" (0, 0.5", 1", 2")
SCALE: 1" = 1'-0" (0, 0.5", 1", 2")
SCALE: 3/4" = 1'-0" (0, 1", 2", 3")
SCALE: 1/2" = 1'-0" (0, 1", 2", 4")
SCALE: 1/4" = 1'-0" (0, 2", 4", 8")
SCALE: 1/8" = 1'-0" (0, 4", 8", 16")
SCALE: 1/16" = 1'-0" (0, 8", 16", 32")

USER: Patrick.Barry TAB: C6.0 SWPPP NOTES AND DETAILS
DATE: October 13, 2026 - 7:38:20 AM
DRAWING: S:\JOBS\Jobs2026\26-0064\CADD\C-Plan\PlotSheets\0_PLAN_SWPP_26-0064.dwg



| NEW | REVISIONS | | | | | |
|---|---|---|---|---|---|---|
| 8/23/07 | 10/10/11 | 1/1/16 | | | | |

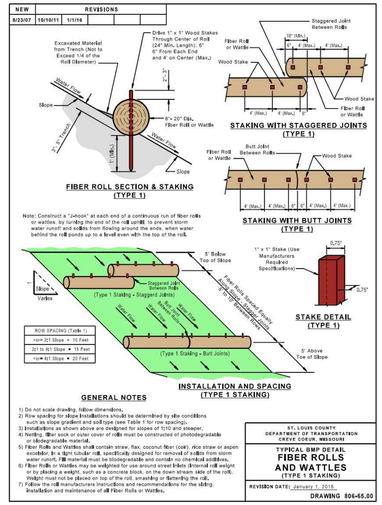


**GENERAL NOTES**

1) Do not scale drawing, follow dimensions.
2) Raw sod for slope installations should be determined by site conditions such as slope gradient and soil type (see Table 1 for row spacing).
3) Installations as shown above are designed for slopes of 1/10 and steeper.
4) Netting, fiber sock or outer cover of rolls must be constructed of photodegradable or biodegradable material.
5) Fiber Rolls and Wattles shall contain straw, flax, coconut fiber (coir), rice straw or aspen excelsior. In a tight tubular roll, specifically designed for removal of solids from storm water runoff, FR material must be biodegradable and contain no chemical additives.
6) Fiber Rolls or Wattles may be weighted for use around street inlets (triennial roll weight in by placing a weight, such as a concrete block, on the down stream side of the roll, by placing a WEIGHT, such as a concrete block, on the smaller side of the roll).
7) Follow the roll manufacturers instructions and recommendations for the staking, installation and maintenance of all Fiber Rolls or Wattles.

| ST. LOUIS COUNTY DEPARTMENT OF TRANSPORTATION CREVE COEUR, MISSOURI |
|---|
| TYPICAL BMP DETAIL: FIBER ROLLS AND WATTLES (TYPE 1 STAKING) |
| REVISION DATE: January 1, 2016 |
| DRAWING 806-65.00 |

## *FIBER ROLLS AND FILTER ROLLS*

**PHYSICAL DESCRIPTION** - A fiber roll, also known as a wattle, consists of straw, flax, coconut fiber (coir), rice straw or other similar materials bound in a tight photodegradable or biodegradable tubular roll or filter sock. A filter roll consists of a biodegradable, coarse composted or fiber material bound in a tight photodegradable or biodegradable tubular roll or filter sock. They intercept runoff, reduce flow velocity, remove sediment from the runoff, and reduce soil erosion. Fiber rolls and filter rolls must be prefabricated.

**WHERE BMP IS TO BE INSTALLED** - Installed on erodible slopes, at top of and toe of slopes, around the perimeter of the site, and around temporary stockpiles, as final barrier to sediment being carried off site. Spacing of rolls along slopes is relative to slope. Filter rolls and fiber rolls may also be used at drain inlets, swales and other concentrated flow areas to prevent sediment, silt, and other solids in storm water runoff from entering the storm sewer system. Rolls may also be used as mini check dams in unlined ditches and swales.

**CONDITIONS FOR EFFECTIVE USE OF BMPs**

| | |
|---|---|
| Type of Flow: | Sheet flow and concentrated flow |
| Contributing Slope: | For slopes, use the following row spacing: |
| 2:1 (H:V) or steeper: | 10 feet |
| Between 2:1 and 4:1 (H:V): | 15 feet |
| 4:1 (H:V) or flatter: | 20 feet |

**WHEN BMP IS TO BE INSTALLED** - Prior to disturbance of natural vegetation and at intervals during construction of fill slopes. Fiber rolls and filter rolls should not be used on slopes subject to creep, slumping or landslide. Rolls are difficult to move once saturated.

**INSTALLATION / CONSTRUCTION PROCEDURES**

- ✓ Calculate required roll diameter, length and row spacing based on slope and the manufacturers recommendations.
- ✓ Dig trench to required depth for fiber rolls (filter rolls do not require trench).
- ✓ Place fiber rolls in trench or filter rolls directly on slope.
- ✓ Stake the fiber rolls or filter rolls as shown on detail drawings.
- ✓ Place excavated soil (fiber roll) or filter roll material along the upside of rolls as shown on detail drawings, not to exceed ¼ of the roll diameter.

**O&M PROCEDURES**

- ✓ Inspect every week and after every storm.
- ✓ Remove sediment buildup deeper than ½ the exposed roll height.
- ✓ Replace or repair split, torn, unraveling, slumping or damaged rolls.
- ✓ Repair or replace unstable or broken wood stakes.
- ✓ Stabilize any areas susceptible to undermining.
- ✓ Extend rows or add additional rolls if necessary to provide adequate protection.



| NEW | REVISIONS | | | | | |
|---|---|---|---|---|---|---|
| 11/1/14 | 1/1/16 | | | | | |

**GENERAL NOTES**

1) LOCATION, DIAMETER AND LENGTH OF SOCK IS DEPENDENT ON THE INLET/GUTTER BEING PROTECTED (I.E. DOUBLE, TRIPLE INLET, ETC.).
2) GRAVEL FILTER BAGS MAY BE SUBSTITUTED FOR FILTER SOCKS.
3) SOME LOCATIONS WILL NOT HAVE SIDEWALK (AS SHOWN IN THIS DETAIL).
4) IF THE AREA BEHIND THE INLET (AND SIDEWALK) IS NOT STABILIZED, A BMP SHALL BE USED TO PREVENT POLLUTANTS FROM ENTERING THIS INLET FROM BEHIND.
5) WHEN A WATTLE IS USED TO PREVENT POLLUTANTS FROM ENTERING AN INLET THROUGH THE SIDEWALK, AND THE SIDEWALK IS MAINTAINED A MINIMUM 3 FOOT WALKING PATH, THE BMP SHALL BE MAINTAINED TO PREVENT SEDIMENT ACCUMULATION ON THE SIDEWALK.
6) SOCKS / BAGS (BMP) SHALL BE INSTALLED PRIOR TO ANY LAND DISTURBANCE ACTIVITY. SOCKS / BAGS SHALL BE REMOVED AFTER INSTALLATION OF PROPOSED INLETS.
7) ACCUMULATED SEDIMENT SHALL BE REMOVED BEFORE IT REACHES ONE HALF THE DIAMETER OF THE SOCK OR BAG HEIGHT AT A MINIMUM OR ENCROACHES ONTO A TRAVEL LANE.
8) SEE GRAVEL BAG, FILTER SOCK DETAILS. FIBER ROLLS AND INLET PROTECTION SPECIFICATIONS IN THE SEDIMENT AND EROSION CONTROL MANUAL TO OBTAIN ADDITIONAL INFORMATION ON HOW TO PROPERLY INSTALL AND PACKED TIGHTLY SUCH THAT NO GAPS ARE EVIDENT.
9) LEAVE ONE GRAVEL BAG GAP IN THE TOP LAYER TO PROVIDE A SPILLWAY FOR OVERFLOW.
10) STRAW BALES MAY NOT BE USED AS A BMP. INSTALL A PAIR OF FILTER SOCKS, NEXT TO EACH OTHER, PARALLEL TO THE CURB INLET IF DIRECTED BY THE COUNTY.
11) BMP'S MUST BE INSTALLED TO ALLOW THE INLET / GUTTER TO FUNCTION WITHOUT CAUSING FLOODING. IF FLOODING ELIMINATE LOCALIZED FLOODING, CHOOSE THE DIAMETER OF SOCK AND LAYER(S) OF BAGS SUITABLE TO THE INDIVIDUAL APPLICATION.
12) INLET PROTECTION IS NOT A STAND ALONE BMP AND SHOULD BE USED IN CONJUNCTION WITH OTHER UP STREAM BMP's.
13) SOCKS NEED TO BE WEIGHTED FOR USE AROUND INLETS (INTERNAL ROLL WEIGHT OR BY PLACING A WEIGHT, SUCH AS A CONCRETE BLOCK, ON THE DOWN STREAM SIDE OF THE ROLL, OR THE DOWN STREAM SIDE OF THE BAG IF LOCALIZED FLOODING IS POSSIBLE.
14) AT LOCATIONS WITHOUT CURBS, THE GUTTER PROTECTION MAY BE SHAPED INTO A HORSESHOE, WITH THE OPENING FACING OPPOSITE THE DIRECTION OF FLOW. GUTTER PROTECTION CAN HELP PRE-TREAT STORM WATER IF NEEDED.
15) AT LOCATIONS WITHOUT CURBS, PLACE BMP's OF CHOICE COMPLETELY AROUND THE INLET, OVERLAP ENDS IF NEEDED.

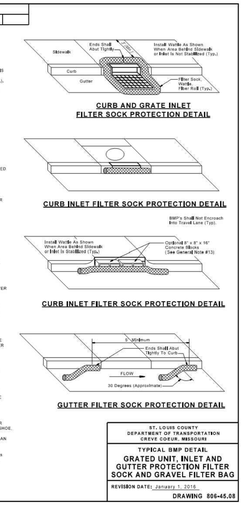


| ST. LOUIS COUNTY DEPARTMENT OF TRANSPORTATION CREVE COEUR, MISSOURI |
|---|
| TYPICAL BMP DETAIL: GRATED UNIT, INLET AND GUTTER PROTECTION FILTER SOCK AND GRAVEL FILTER BAG |
| REVISION DATE: January 1, 2016 |
| DRAWING 806-45.08 |

## *INLET PROTECTION - BLOCK & GRAVEL, GRAVEL BAGS, AND FIBER ROLLS*

**PHYSICAL DESCRIPTION** - A temporary sediment control barrier consisting of a short concrete block wall supporting gravel filter media, gravel bags, or fiber rolls around a storm water inlet designed to prevent sediment from entering the storm sewer. Shallow temporary ponding during and after rainfall should be expected. Use an alternate method if flooding of driving lanes, adjacent property, etc. is possible. Block and Gravel (Double Area Inlet), Fiber Roll (Single Curb Inlet), Fiber Roll (Double Curb Inlet), Fiber Roll (Triple Curb Inlet), Fiber Roll (Grated Inlet), or Fiber Roll (Gutter Protection).

**WHERE BMP IS TO BE INSTALLED** - At inlets where heavy flows are expected and an overflow capacity is necessary to prevent excessive ponding around the structure.

**CONDITIONS FOR EFFECTIVE USE OF BMPs**

| | |
|---|---|
| Type of Flow: | Sheet flow and concentrated flow |
| Contributing Area: | Maximum of 1 acre |

**WHEN BMP IS TO BE INSTALLED** - Immediately after placement of inlet and before construction starts on existing inlets.

**INSTALLATION / CONSTRUCTION PROCEDURES**

- ✓ Backfill, compact and uniformly grade area around inlet.
- ✓ Install first row of concrete blocks adjacent to the inlet sill, placing one block on its side on each side of inlet. The blocks are placed against the sill for lateral support and to avoid washouts when overflows occur.
- ✓ If needed for lateral support, install 2 x 4 lumber through vertical block openings.
- ✓ Fill vertical block openings with gravel for stability.
- ✓ Place second row of block offsetting one-half block from the first row, in a brick-like pattern.
- ✓ Fill vertical block openings with gravel.
- ✓ Anchor wire screen over horizontal block openings to support gravel.
- ✓ Place gravel around the blocks.

**O&M PROCEDURES**

- ✓ Inspect every week and after every storm.
- ✓ Remove sediment accumulation to keep it at least 8 inches from the top of the blocks.
- ✓ Remove trash accumulation at inlet.
- ✓ Repair elements to original configuration as needed.

**SITE CONDITIONS FOR REMOVAL** - Remove after contributing drainage areas have been adequately stabilized. Restore area to grade and vegetate.

**TYPICAL DETAIL** - 806-45.02 (Block and Gravel, Single Area Inlet)
806-45.08 (Fiber Roll, Single Curb Inlet)



**SITE CONDITIONS FOR REMOVAL** - After permanent vegetation of slope is established, remove rolls, collect and dispose of sediment accumulation, re-grade trench area to blend with adjacent ground, and vegetate. Rolls do not have to be removed if approved construction or grading plans call for rolls to permanently be left in place (must be fully biodegradable).

**TYPICAL DETAILS** - 806-65.00
806-55.01
806-55.02

**SEEDING REQUIREMENTS**

Dates for Seeding

| Permanent Seeding | Jan | Feb | March | April | May | June | July | Aug | Sep | Oct | Nov | Dec |
|---|---|---|---|---|---|---|---|---|---|---|---|---|
| Tall Fescue | | | O | O | O | | | O | O | | | |
| Smooth Brome | | | O | O | O | | | O | O | | | |
| Fescue & Brome | | | O | O | O | O | | O | O | | | |
| Fescue, Rye & Bluegrass | A | A | O | O | O | P | P | O | O | P | P | A |
| **Temporary Seeding** | **Jan** | **Feb** | **March** | **April** | **May** | **June** | **July** | **Aug** | **Sep** | **Oct** | **Nov** | **Dec** |
| Rye or Sudan | A | A | O | O | O | O | O | O | O | O | A | A |
| Oats | A | A | O | O | O | O | O | O | O | | | |

O = Optimum seeding dates
A = Acceptable seeding dates
P = Permitted seeding dates with reseeding 2 months later - Initially use 50% of seed and 75% of fertilizer. Reseed with additional 75% seed and remaining fertilizer.

Minimum Fertilizer and Seeding Rates

| Permanent Seeding* | Pounds per acre | Pounds Per 1000 sq. ft. |
|---|---|---|
| Tall Fescue | 300 | 7.0 |
| Smooth Brome | 200 | 4.6 |
| Mixture #1 | 250 | 5.7 |
| Mixture #2 | 210 | 4.8 |

Mixture # 1 = Tall Fescue @ 150 pounds per acre and Brome @ 100 pounds per acre.
Mixture # 2 = Tall Fescue @ 100 pounds per acre; Perennial Rye grass @ 100 pounds per acre; and Kentucky Blue grass @ 10 pounds per acre.
* = Seeding rate for slopes in excess of 20% (5:1), shall be 10 pounds per 1000 sq. ft.

| Temporary Seeding | Pounds per acre | Pounds Per 1000 sq. ft. |
|---|---|---|
| Rye or Sudan | 150 | 3.5 |
| Oats | 200 | 2.5 |

| Fertilizer | Permanent Seeding (pounds per acre) | Temporary Seeding (pounds per acre) |
|---|---|---|
| Nitrogen | 45 | 30 |
| Phosphate | 65 | 30 |
| Potassium | 65 | 30 |
| Lime - ENM | 600 | 600 |

ENM = Effective neutralizing material per State evaluation of quarried rock.

## *SEEDING*

**PHYSICAL DESCRIPTION** - Establishment of vegetation by spreading grass seed designed to protect exposed soil from erosion by eliminating direct impact of precipitation and slowing overland flow rates. Once established, the vegetative cover will also filter pollutants from the runoff. Use only perennial vegetation for final stabilization.

**WHERE BMP IS TO BE INSTALLED** - To exposed soil after a phase of rough or finish grading has been completed, or areas where no activity will occur for 30 days.

**CONDITIONS FOR EFFECTIVE USE OF BMPs**

| | |
|---|---|
| Type of Flow: | Sheet flow |
| Contributing Slope Length: | 30 foot maximum for 3:1 slopes<br>50 foot maximum for slope between 3:1 and 10:1<br>100 foot maximum for slopes under 10% |
| Minimum Rates: | See attached chart(s) |
| Acceptable Dates: | See attached chart |

**WHEN BMP IS TO BE INSTALLED** - Immediately after rough or finished grading is completed.

**INSTALLATION / CONSTRUCTION PROCEDURES**

- ✓ Install upstream BMPs to protect area to be seeded.
- ✓ Rough grade area and remove all debris larger than 1-inch in diameter and concentrated areas of smaller debris.
- ✓ Install stabilization grids, if needed.
- ✓ Mix soil amendments (lime, fertilizer, etc.) into top 3 to 6 inches of soil as needed.
- ✓ Plant seed ¼ to ½ inch deep.
- ✓ Roll lightly to firm surface.
- ✓ Cover seeded area with mulch unless seeding completed during optimum spring and summer dates.
- ✓ Install additional stabilization (netting, bonded fiber matrix, etc.) as required.
- ✓ Water immediately - enough to soak 4 inches into soil without causing runoff.
- ✓ If contract / permit allows seeding to be used for final stabilization, only perennial vegetation seeds shall be used.
- ✓ For additional information see Sections 805 and 806.50 of St. Louis County's Standard Specification for Road and Bridge Construction.

**O&M PROCEDURES:**

- ✓ Inspect every week and after every storm
- ✓ Protect area from vehicular and foot traffic
- ✓ Reseed areas that have not sprouted within 21 days of planting.
- ✓ Repair damaged or eroded areas and reseed and stabilize as needed
- ✓ Do not mow until 4 inches of growth occurs
- ✓ During the first 4 months, mow no more than ⅓ the grass height
- ✓ Re-fertilize during 2nd growing season

**SITE CONDITIONS FOR REMOVAL** - Does not require removal, but temporary seeding can be removed immediately prior to work returning to an area



**MULCH SELECTION AS A FUNCTION OF SLOPE**

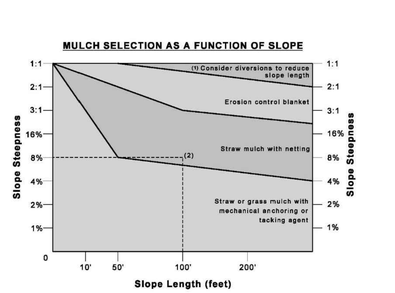


(1) For slopes steeper than 1:1, consider building a diversion above slope to divert water.
(2) Example: An 8% slope, 100 feet long, requires straw mulch with netting

**GENERAL MULCH RECOMMENDATIONS TO PROTECT FROM SLIPSH AND SHEET FLOW**

| Material | Rate Per Acre | Requirements | Notes |
|---|---|---|---|
| Straw | 2 to 2.5 tons | Dry, unchopped unweathered; avoid weeds | Spread by hand or machine; must be tacked or tied down |
| Wood Fiber or Wood Cellulose | 0.5 to 1 ton | | Use with hydro seeder; may be used to tack straw. Do not use in hot, dry weather. |
| Wood Chips | 5 to 8 tons | Air dry. Add nitrogen fertilizer at 12 lb per ton | Apply with blower; chip handler, or by hand. Not for fine turf areas. |
| Bark | 35 cu. yds. | Air dry, shredded, or hammermilled; or chips | Apply with mulch blower, chip handler or by hand. Do not use asphalt tack. |

## *MULCH*

**PHYSICAL DESCRIPTION** - A layer of organic material designed to protect exposed soil or freshly seeded areas from erosion by eliminating direct impact of precipitation and slowing overland flow rates. Mulch materials may include, but are not limited to, such things as grass, hay, straw, wood chips, wood fibers, hydro mulch and shredded bark. Type 1 mulch is prohibited in the flood plain.

- Type I Mulch-Vegetative (includes grass, hay, and straw).
- Type II Mulch-Vegetative with asphalt emulsion (includes grass, hay, and straw).
- Type III Mulch-Vegetative with overspray (includes grass, hay, and straw).
- Type V Mulch-Hydro mulch (includes wood fiber, wood cellulose).
- Shredded Hardwood Bark Mulch.
- Wood Chips, (not recycled lumber).

**WHERE BMP IS TO BE INSTALLED** - Typically installed on seeded areas for temporary use, and in landscaped areas for permanent use.

**CONDITIONS FOR EFFECTIVE USE OF BMPs**

| | |
|---|---|
| Type of Flow: | Sheet flow only |
| Slopes: | See attached chart for types of mulch acceptable as a function of slope length and steepness |
| Mulching Rates: | See attached table |

**WHEN BMP IS TO BE INSTALLED** - Immediately after grading landscaped areas or seeding other areas.

**INSTALLATION / CONSTRUCTION PROCEDURES**

- ✓ Install upstream BMPs to protect area to be mulched
- ✓ Rough grade area and remove all debris larger than 1 inch if area is to be vegetated and mowed in the future, larger than 2 inches if area is to be permanently mulched
- ✓ If area is to be seeded, follow requirements of Seeding BMP.
- ✓ Spread mulch and anchor by punching it into the ground, using netting, peg and twine, or tacking with liquid binder
- ✓ For additional information see Section 802 of St. Louis County's Standard Specifications for Road and

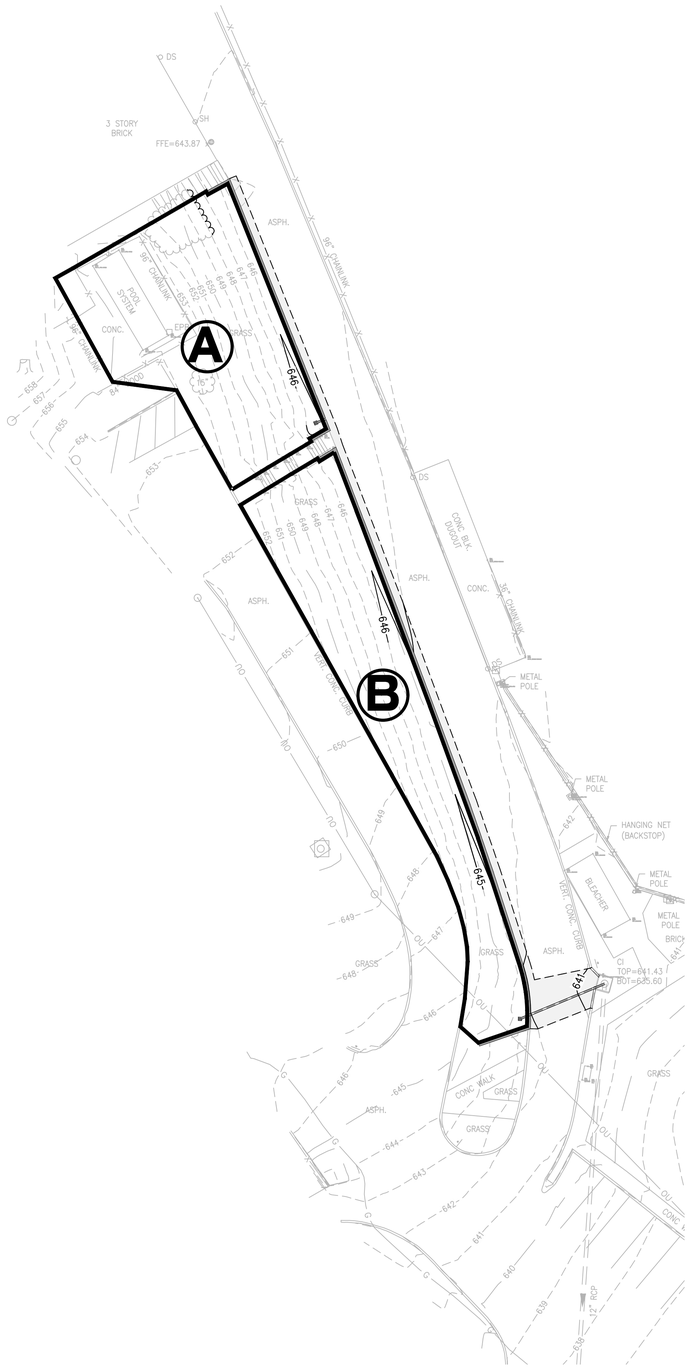


20' 0' 20' 40'

SCALE: 1" = 20'

SCALE: 3" = 1'-0" | SCALE: 1 1/2" = 1'-0" | SCALE: 1" = 1'-0" | SCALE: 3/4" = 1'-0" | SCALE: 1/2" = 1'-0" | SCALE: 1/4" = 1'-0" | SCALE: 1/8" = 1'-0" | SCALE: 1/16" = 1'-0"

**INLET DRAINAGE AREA TABLE**

| Designation | Pervious (sf) | Impervious (sf) | Roof Area (sf) | Total Area (sf) | Pervious (acres) | Impervious (acres) | Roof Area (acres) | TOTAL AREA (ACRES) | IMPERV % | PI (100 yr, 20 min) | PI (15 yr, 20 min) | Q100 (cfs) | Q15 (cfs) | TRIBUTARY STRUCTURE |
|---|---|---|---|---|---|---|---|---|---|---|---|---|---|---|
| A | 2,426 | 828 | - | 3,254 | 0.06 | 0.02 | - | 0.07 | 25.4% | 2.92 | 2.17 | 0.22 | 0.16 | Nyloplast 12" Standard Flat Grate Yard Drain |
| B | 3,182 | - | - | 3,182 | 0.07 | - | - | 0.07 | 0.0% | 2.29 | 1.70 | 0.17 | 0.12 | Nyloplast 12" Standard Flat Grate Yard Drain |

THIS SHEET IS FOR DRAINAGE CALCULATION PURPOSES ONLY AND NOT TO BE USED AS CONSTRUCTION PLANS


bond architects
222 SOUTH CENTRAL AVE.
SUITE# 501
ST. LOUIS, MO 63105
TEL: 314.863.4994
FAX: 314.863.4996
www.bondarchitectsinc.com
Bond Architects, Inc.
Missouri State Certificate of Authority # 2009027409

**Cole & Associates, Inc.**
Civil Engineer
Consultant Project #26-0064
Certificate of Authority #001165
401 S. 18th St., Suite 200
St. Louis, MO 63103
314.984.9887 tel

**CASE Engineering, Inc.**
Structural Engineer
Consultant Project ########
Certificate of Authority #001498
796 Merus Ct.
Fenton, MO 63026
636.349.1600 tel

**RTM Engineering Consultants**
MEP Engineer
Consultant Project #26.B00203.2171
Certificate of Authority #2002028690
3701 S. Lindbergh Blvd.
St. Louis, MO 63127
314.725.5889 tel


West High School
14653 Clayton Rd., Ballwin, MO 63011
Parkway PN #542501B
Building Renovation & Site Improvements

Parkway School District
363 N. Woods Mill Rd., Chesterfield, MO 63017
314.415.8231 tel

Project No: 26022

Revisions

| No. | Description | Date |
|---|---|---|
| | | |


This drawing and the details on it are the sole property of the architect and may be used for this specific project only. It shall not be loaned, copied or reproduced, in whole or in part, or for any other purpose or project without the written consent of the Architect.
Copyright © 2026 by Bond Architects, Inc.

The Professional Architects seal affixed to this sheet applies only to the material and items shown on this sheet. All drawings, instruments or other documents not exhibiting this seal shall not be considered prepared by this architect, and this architect expressly disclaims any and all responsibility for such plan, drawings or documents not exhibiting this seal.


DATE: 10/23/2026

BID / PERMIT SET

INLET DRAINAGE AREA MAP (EAST)

C7.0


USER: Patrick Barry TAB: C7.0 INLET DRAINAGE AREA MAP (EAST)
DATE: October 13, 2026 - 7:38:26 AM
DRAWING: S:\JOBS\J0862026\26-0064\CADD\C-Plan\PlotSheets\0_PLAN_DRAW_26-0064.dwg

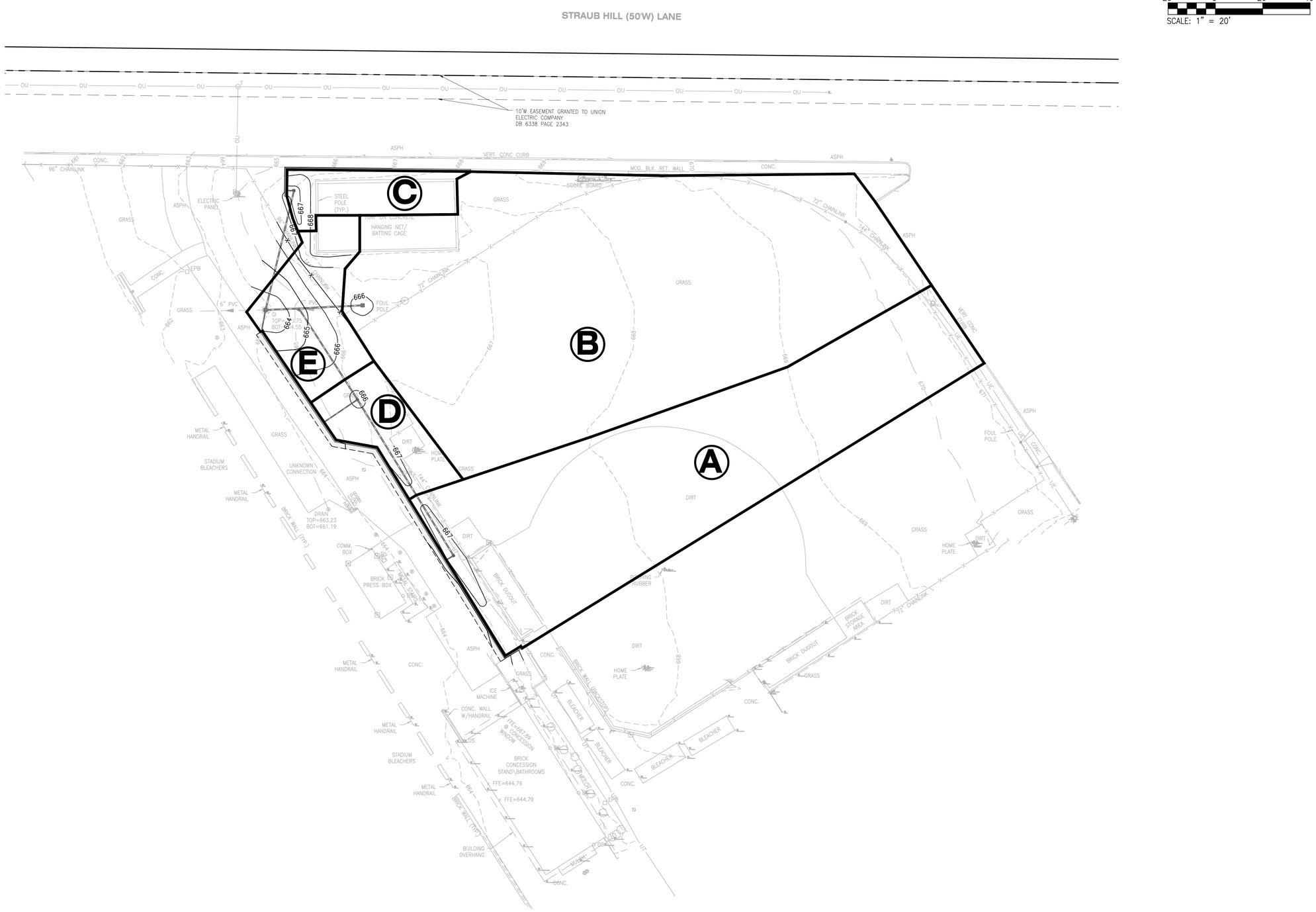


20' 0' 20' 40'
SCALE: 1" = 20'

SCALE: 3/4" = 1'-0" (0, 0.25', 0.5', 1')
SCALE: 1/2" = 1'-0" (0, 0.5', 1', 2')
SCALE: 1" = 1'-0" (0, 0.5', 1', 2')
SCALE: 3/4" = 1'-0" (0, 1', 2', 3')
SCALE: 1/2" = 1'-0" (0, 1', 2', 4')
SCALE: 1/4" = 1'-0" (0, 2', 4', 8')
SCALE: 1/8" = 1'-0" (0, 4', 8', 16')
SCALE: 1/16" = 1'-0" (0, 8', 16', 32')

**INLET DRAINAGE AREA TABLE**

| Designation | Pervious (sf) | Impervious (sf) | Roof Area (sf) | Total Area (sf) | Pervious (acres) | Impervious (acres) | Roof Area (acres) | TOTAL AREA (ACRES) | IMPERV % | PI (100 yr, 20 min) | PI (15 yr, 20 min) | Q100 (cfs) | Q15 (cfs) | TRIBUTARY STRUCTURE |
|---|---|---|---|---|---|---|---|---|---|---|---|---|---|---|
| A | 12,425 | - | 451 | 12,876 | 0.29 | - | 0.01 | 0.30 | 3.5% | 2.41 | 1.79 | 0.71 | 0.53 | Nyloplast 12" Standard Flat Grate Yard Drain |
| B | 20,826 | 631 | - | 21,457 | 0.48 | 0.01 | - | 0.49 | 2.9% | 2.36 | 1.75 | 1.16 | 0.86 | Nyloplast 15" Standard Flat Grate Yard Drain |
| C | 526 | 887 | - | 1,413 | 0.01 | 0.02 | - | 0.03 | 62.8% | 3.85 | 2.86 | 0.12 | 0.09 | Nyloplast 12" Standard Flat Grate Yard Drain |
| D | 1,572 | - | - | 1,572 | 0.04 | - | - | 0.04 | 0.0% | 2.29 | 1.70 | 0.08 | 0.06 | Nyloplast 12" Standard Flat Grate Yard Drain |
| E | 2,021 | 285 | - | 2,306 | 0.05 | 0.01 | - | 0.05 | 12.4% | 2.60 | 1.93 | 0.14 | 0.10 | Nyloplast 15" Standard Flat Grate Yard Drain |

THIS SHEET IS FOR DRAINAGE CALCULATION PURPOSES ONLY AND NOT TO BE USED AS CONSTRUCTION PLANS


bond architects
222 SOUTH CENTRAL AVE.
SUITE# 501
ST. LOUIS, MO 63105
TEL: 314.863.4994
FAX: 314.863.4996
www.bondarchitectsinc.com
Bond Architects, Inc.
Missouri State Certificate of Authority # 2009027409

**Cole & Associates, Inc.**
Civil Engineer
Consultant Project #26-0064
Certificate of Authority #001165
401 S. 18th St., Suite 200
St. Louis, MO 63103
314.984.9887 tel

**CASE Engineering, Inc.**
Structural Engineer
Consultant Project ########
Certificate of Authority #001498
796 Merus Ct.
Fenton, MO 63026
636.349.1600 tel

**RTM Engineering Consultants**
MEP Engineer
Consultant Project #26.B00203.2171
Certificate of Authority #2002028690
3701 S. Lindbergh Blvd.
St. Louis, MO 63127
314.725.5889 tel


West High School
14653 Clayton Rd., Ballwin, MO 63011
Parkway PN #542501B
Building Renovation & Site Improvements

Parkway School District
363 N. Woods Mill Rd., Chesterfield, MO 63017
314.415.8231 tel

Project No: 26022

Revisions

| No. | Description | Date |
|---|---|---|
| | | |
| | | |
| | | |
| | | |
| | | |
| | | |


This drawing and the details on it are the sole property of the architect and may be used for this specific project only. It shall not be loaned, copied or reproduced, in whole or in part, or for any other purpose or project without the written consent of the Architect.
Copyright © 2026 by Bond Architects, Inc.


The Professional Architects seal affixed to this sheet applies only to the material and items shown on this sheet. All drawings, instruments or other documents not exhibiting this seal shall not be considered prepared by this architect, and this architect expressly disclaims any and all responsibility for such plan, drawings or documents not exhibiting this seal.

DATE: 10/23/2026

BID / PERMIT SET

INLET DRAINAGE AREA MAP (NORTH)

C7.1


USER: Patrick Barry TAB: C7.1 INLET DRAINAGE AREA MAP (NORTH)
DATE: October 13, 2026 - 7:38:28 AM
DRAWING: S:\JOBS\Jobs2026\26-0064\CADD\C-Plan\PlotSheets\0_PLAN_DRW_26-0064.dwg




30' 0' 30' 60'
SCALE: 1" = 30'

| INLET DRAINAGE AREA TABLE | | | | | | | | | | | | | | |
|---|---|---|---|---|---|---|---|---|---|---|---|---|---|---|
| Designation | Pervious (sf) | Impervious (sf) | Roof Area (sf) | Total Area (sf) | Pervious (acres) | Impervious (acres) | Roof Area (acres) | TOTAL AREA (ACRES) | IMPERV % | PI (100 yr, 20 min) | PI (15 yr, 20 min) | Q100 (cfs) | Q15 (cfs) | TRIBUTARY STRUCTURE |
| A | 11,948 | - | - | 11,948 | 0.27 | - | - | 0.27 | 0.0% | 2.29 | 1.70 | 0.63 | 0.47 | French Drain and Nyloplast 12" Standard Flat Grate Yard Drain |
| B | 4,389 | - | - | 4,389 | 0.10 | - | - | 0.10 | 0.0% | 2.29 | 1.70 | 0.23 | 0.17 | Nyloplast 12" Standard Flat Grate Yard Drain |
| C | 77,052 | 2,662 | - | 79,714 | 1.77 | 0.06 | - | 1.83 | 3.3% | 2.37 | 1.76 | 4.34 | 3.22 | Structure #2 (Area Inlet) |
| D | - | - | 302 | 302 | - | - | 0.01 | 0.01 | 100.0% | 5.62 | 4.20 | 0.04 | 0.03 | WYE Connection to Storm Sewer Pipe |

THIS SHEET IS FOR DRAINAGE CALCULATION PURPOSES ONLY AND NOT TO BE USED AS CONSTRUCTION PLANS

SCALE: 3" = 1'-0" 0 0.25' 0.5' 1'
SCALE: 1 1/2" = 1'-0" 0 0.5' 1' 2'
SCALE: 1" = 1'-0" 0 0.5' 1' 2'
SCALE: 3/4" = 1'-0" 0 1' 2' 3'
SCALE: 1/2" = 1'-0" 0 1' 2' 4'
SCALE: 1/4" = 1'-0" 0 2' 4' 8'
SCALE: 1/8" = 1'-0" 0 4' 8' 16'
SCALE: 1/16" = 1'-0" 0 8' 16' 32'

USER: Patrick Barry TAB: C7.2 INLET DRAINAGE AREA MAP (SOUTH)
DATE: October 13, 2026 - 7:38:30 AM
DRAWING: S:\JOBS\Jobs2026\26-0064\CAD\C-Plan\PlotSheets\0_PLAN_DRW_26-0064.dwg


bond architects
222 SOUTH CENTRAL AVE.
SUITE# 501
ST. LOUIS, MO 63105
TEL: 314.863.4994
FAX: 314.863.4996
www.bondarchitectsinc.com
Bond Architects, Inc.
Missouri State Certificate of Authority # 2009027409

**Cole & Associates, Inc.**
Civil Engineer
Consultant Project #26-0064
Certificate of Authority #001165
401 S. 18th St., Suite 200
St. Louis, MO 63103
314.984.9887 tel

**CASE Engineering, Inc.**
Structural Engineer
Consultant Project ########
Certificate of Authority #001498
796 Merus Ct.
Fenton, MO 63026
636.349.1600 tel

**RTM Engineering Consultants**
MEP Engineer
Consultant Project #26.B00203.2171
Certificate of Authority #2002028690
3701 S. Lindbergh Blvd.
St. Louis, MO 63127
314.725.5889 tel


West High School
14653 Clayton Rd., Ballwin, MO 63011
Parkway PN #542501B
Building Renovation & Site Improvements

Parkway School District
363 N. Woods Mill Rd., Chesterfield, MO 63017
314.415.8231 tel

Project No: 26022

Revisions

| No. | Description | Date |
|---|---|---|
| | | |


This drawing and the details on it are the sole property of the architect and may be used for this specific project only. It shall not be loaned, copied or reproduced, in whole or in part, or for any other purpose or project without the written consent of the Architect.
Copyright © 2026 by Bond Architects, Inc.


The Professional Architects seal affixed to this sheet applies only to the material and items shown on this sheet. All drawings, instruments or other documents not exhibiting this seal shall not be considered prepared by this architect, and this architect expressly disclaims any and all responsibility for such plan, drawings or documents not exhibiting this seal.

DATE: 10/23/2026

BID / PERMIT SET

INLET DRAINAGE AREA MAP (SOUTH)

C7.2

## PRE DEVELOPED CONDITIONS (0.45 AC)

PERVIOUS AREA = 0.42 AC.
x PI=1.70 (15 YR)
TOTAL PERVIOUS AREA CFS = 0.71 CFS

IMPERVIOUS AREA = 0.03 AC.
x PI=3.54 (15 YR)
TOTAL IMPERVIOUS AREA CFS = 0.11 CFS

TOTAL=0.82 CFS

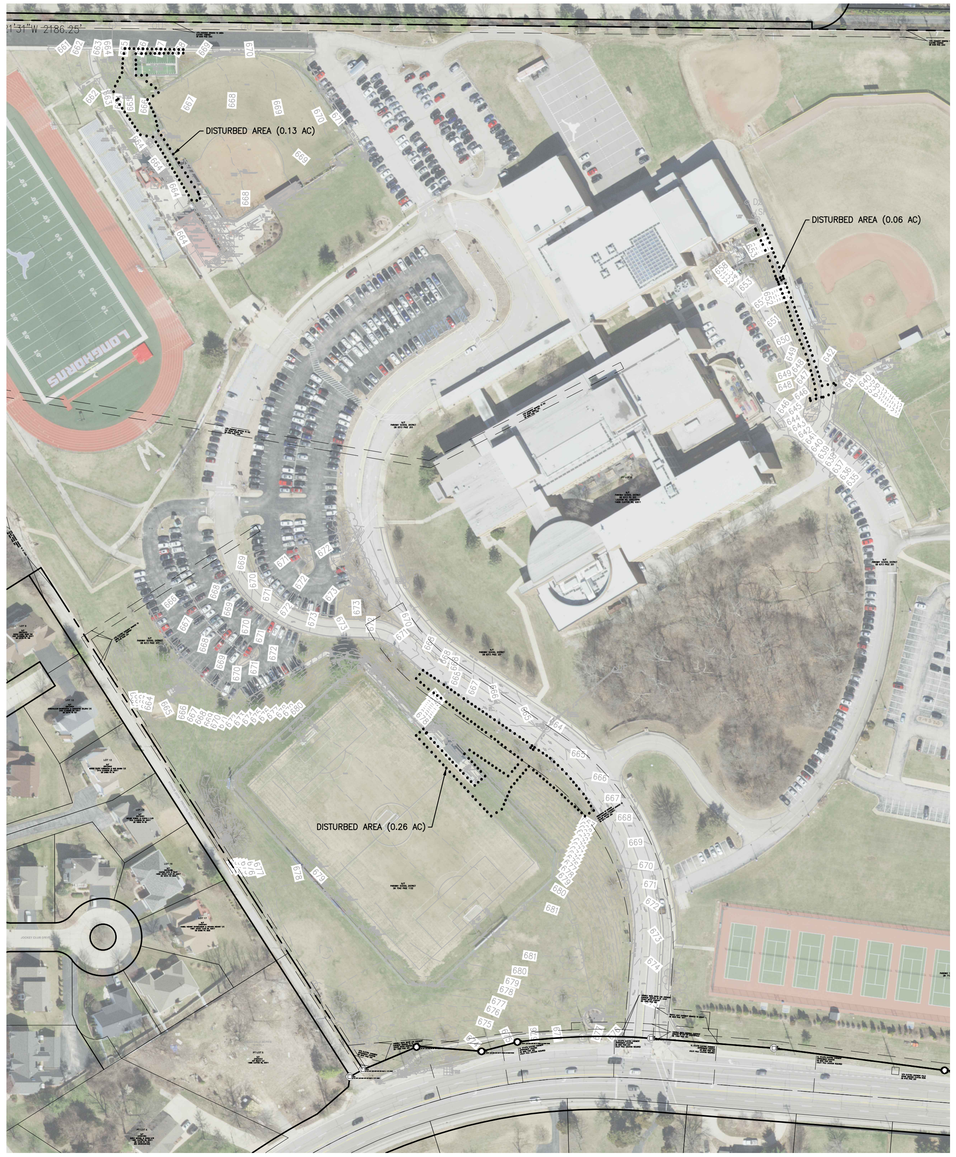


## POST DEVELOPED CONDITIONS (0.45 AC)

PERVIOUS AREA = 0.42 AC.
x PI=1.70 (15 YR)
TOTAL PERVIOUS AREA CFS = 0.71 CFS

IMPERVIOUS AREA = 0.03 AC.
x PI=3.54 (15 YR)
TOTAL IMPERVIOUS AREA CFS = 0.11 CFS

TOTAL=0.82 CFS

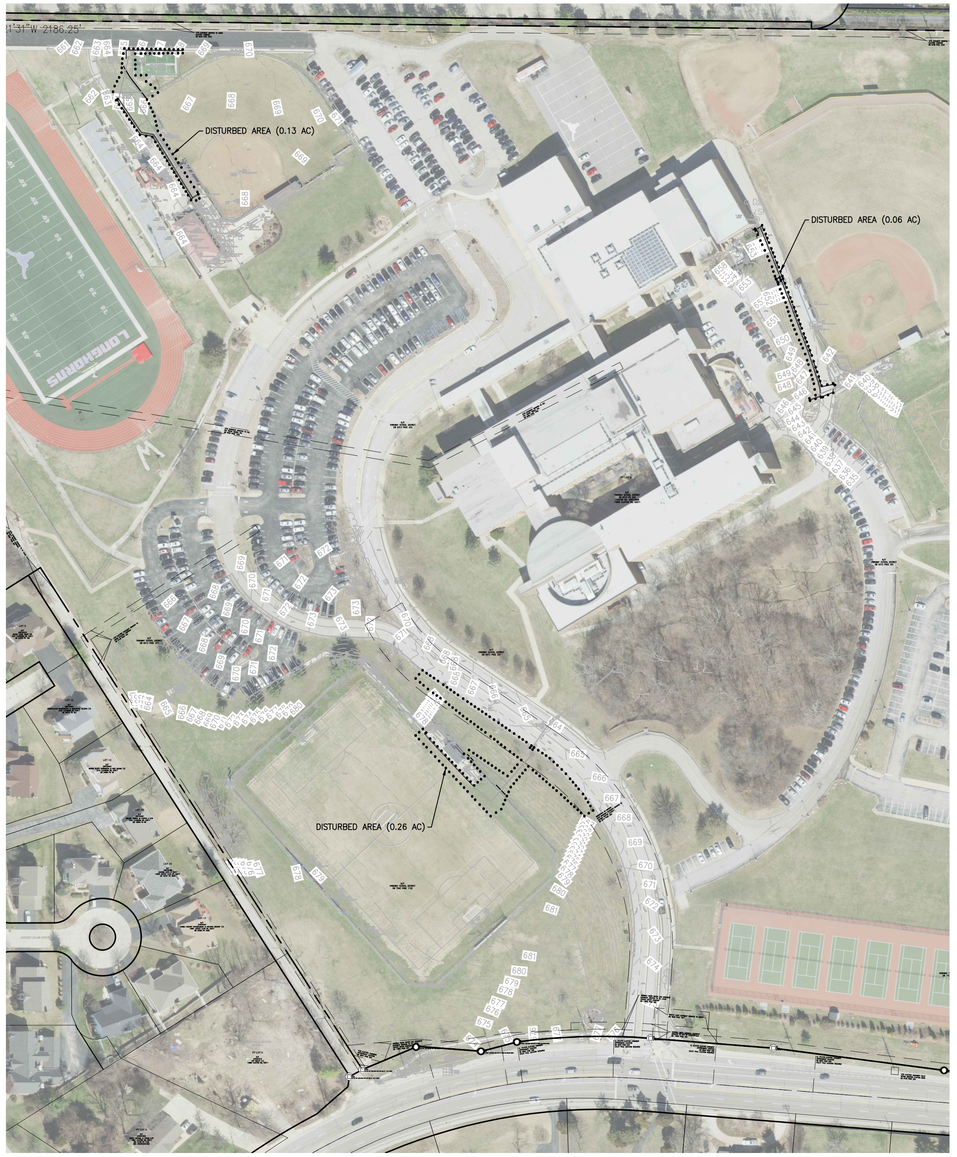


100' 0' 100' 200'
SCALE: 1" = 100'

**DIFFERENTIAL RUNOFF CALCULATIONS (15YR)**

| | |
|---|---|
| PRE DEVELOPED CONDITIONS | 0.82 CFS |
| POST DEVELOPED CONDITIONS | 0.82 CFS |
| DIFFERENTIAL RUNOFF RATE | 0.00 CFS |

**IMPERVIOUS AREA INCREASE = 0.00 ACRES**
**DISTURBED AREA = 0.45 ACRES**

STORMWATER MANAGEMENT NOTE:

LAND AREA DISTURBED = ±0.45 ACRES

NOTES:

1. ANY FUTURE LAND DISTURBANCE AND/OR INCREASE IN IMPERVIOUS AREA ON THIS SITE MAY REQUIRE ADDITIONAL STORM WATER MANAGEMENT PER MSD REGULATIONS IN PLACE AT THAT TIME.

THIS SHEET IS FOR DRAINAGE CALCULATION PURPOSES ONLY AND NOT TO BE USED AS CONSTRUCTION PLANS


bond architects
222 SOUTH CENTRAL AVE.
SUITE# 501
ST. LOUIS, MO 63105
TEL: 314.863.4994
FAX: 314.863.4996
www.bondarchitectsinc.com
Bond Architects, Inc.
Missouri State Certificate of Authority # 2009027409

**Cole & Associates, Inc.**
Civil Engineer
Consultant Project #26-0064
Certificate of Authority #001165
401 S. 18th St., Suite 200
St. Louis, MO 63103
314.984.9887 tel

**CASE Engineering, Inc.**
Structural Engineer
Consultant Project ########
Certificate of Authority #001498
796 Merus Ct.
Fenton, MO 63026
636.349.1600 tel

**RTM Engineering Consultants**
MEP Engineer
Consultant Project #26.B00203.2171
Certificate of Authority #2002028690
3701 S. Lindbergh Blvd.
St. Louis, MO 63127
314.725.5889 tel


West High School
14653 Clayton Rd., Ballwin, MO 63011
Parkway PN #542501B
Building Renovation & Site Improvements

Parkway School District
363 N. Woods Mill Rd., Chesterfield, MO 63017
314.415.8231 tel

Project No: 26022

Revisions

| No. | Description | Date |
|---|---|---|
| | | |


This drawing and the details on it are the sole property of the architect and may be used for this specific project only. It shall not be loaned, copied or reproduced, in whole or in part, or for any other purpose or project without the written consent of the Architect. Copyright: © 2026 by Bond Architects, Inc.


The Professional Architects seal affixed to this sheet applies only to the material and items shown on this sheet. All drawings, instruments or other documents not exhibiting this seal shall not be considered prepared by this architect, and this architect expressly disclaims any and all responsibility for such plan, drawings or documents not exhibiting this seal.

DATE: 10/23/2026

BID / PERMIT SET

PRE-POST DRAINAGE AREA MAP

C8.0


USER: Patrick Barry TAB: C8.0 PRE-POST DRAINAGE AREA MAP
DATE: October 13, 2026 - 7:38:47 AM
DRAWING: S:\JOBS\Jobs2026\26-0064\CADD\C-Plan\PostSheets\0_PLAN_PRE-POST_26-0064.dwg

CODE REVIEW
INTERNATIONAL BUILDING CODE 2015 CITY OF BALLWIN & ST. LOUIS COUNTY
2021 METRO WEST FIRE DISTRICT
INTERNATIONAL EXISTING BUILDING CODE 2015
NATIONAL ELECTRICAL CODE 2014
UNIFORM PLUMBING CODE 2015
INTERNATIONAL MECHANICAL CODE 2015
INTERNATIONAL FIRE CODE 2015
INTERNATIONAL ENERGY CONSERVATION CODE 2015
INTERNATIONAL FUEL GAS CODE 2015

RENOVATION, NON-SPRINKLED
USE GROUP E
CONSTRUCTION TYPE 2B

ALLOWABLE AREA PER 2015 & 2021 IBC:
AREA PER TABLE 506.2 = 14,500 SF

ACTUAL BUILDING AREA = UNCHANGED

ALLOWABLE HEIGHT PER 2015 IBC
HEIGHT PER TABLES 504.3 & 504.4 = 55', 2 STORIES

ACTUAL BUILDING HEIGHT = UNCHANGED

NUMBER OF EXITS

FIRST FLOOR OCCUPANT LOAD <500, 2 EXITS = REQUIRED
10 EXITS = ACTUAL

EGRESS WIDTH
FIRST FLOOR
STAIR, OCCUPANT LOAD N/A
NON-STAIR, OCCUPANT LOAD X 0.2"
477 X 0.2" = 96" (TOTAL) REQUIRED
480" ACTUAL

PLUMBING FIXTURE COUNTS:
TOTAL OCCUPANTS: 477 (239 MALE, 238 FEMALE)

FIXTURE COUNT PER 2015 & 2021 IBC
REQUIRED PLUMBING FIXTURES PER TABLE 2902.1
WATER CLOSETS: 10
LAVATORIES: 10
SHOWERS: 0
DRINKING FOUNTAINS: 5
SERVICE SINK: 1

FIXTURE COUNT PER 2015 UPC
REQUIRED PLUMBING FIXTURES PER TABLE 422.1

TOTAL BUILDING OCCUPANTS: 350 (175 MALE & 175 FEMALE)

WATER CLOSETS:
FEMALES = 5
MALES = 5
MALES (URINAL) = 3
LAVATORIES:
FEMALES = 6
MALES = 6
SHOWERS:
MALES = 0
FEMALES = 0
DRINKING FOUNTAINS:
= 4
SERVICE SINK:
= 1

FIXTURE COUNT PER COUNTY HEALTH DEPARTMENT
1 SANITARY UNIT PER 7,500 SF POOL
POOL 3,395 SF ACTUAL

WATER CLOSETS:
FEMALES = 1
MALES = 1
MALES (URINAL) = 1
LAVATORIES:
FEMALES = 1
MALES = 1
SHOWERS:
MALES = 1
FEMALES = 1
DRINKING FOUNTAINS:
= 0
SERVICE SINK:
= 0

ACTUAL PLUMBING FIXTURE COUNTS:
WATER CLOSETS:
FEMALES = 9
MALES = 6
UNISEX = 3
MALES (URINAL) = 5
LAVATORIES:
FEMALES = 6
MALES = 6
UNISEX = 4
SHOWERS:
MALES = 3
FEMALES = 3
DRINKING FOUNTAINS:
= 4 (NOTE: AS REFERENCED BY IBC 2015, IPC 2015 SUBSTITUTIONS ALLOWS DISPENSER TO SUBSTITUTE FOR A DRINKING FOUNTATIN WHERE NOT MORE THAN 50% OF REQUIRED.
SERVICE SINK:
= 1

LEGEND

1 HOUR FIRE BARRIER

2 HOUR FIREWALL

EGRESS ACTUAL / MAX CAPACITY — EGRESS CAPACITY OF DOOR & DIRECTION

EGRESS ACTUAL / MAX CAPACITY — EGRESS CAPACITY OF STAIR & DIRECTION

FEC — FIRE EXTINGUISHER CABINET

NAME OF SPACE
FUNCTION
PER TABLE 1004.1.1
AREA (SF)
AREA OF SPACE

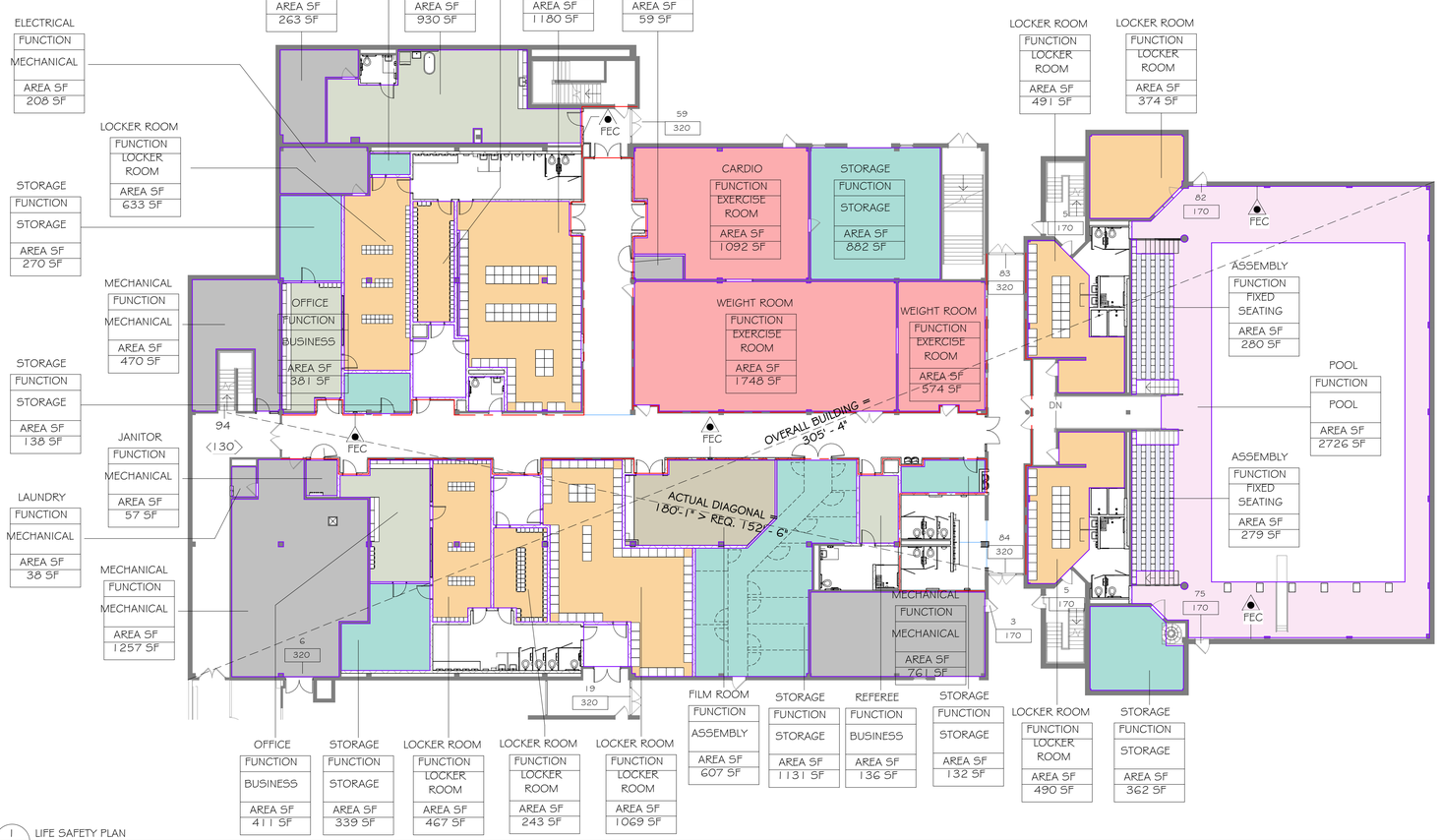


N
1 / A0.1 LIFE SAFETY PLAN
1/16" = 1'-0"

SCALE: 3" = 1'-0" 1 0.5 0 0.25
SCALE: 1 1/2" = 1'-0" 2 1 0 0.5
SCALE: 1" = 1'-0" 2 1 0 0.5
SCALE: 3/4" = 1'-0" 3 2 1 0
SCALE: 1/2" = 1'-0" 4 2 0 2
SCALE: 1/4" = 1'-0" 8 4 0 4
SCALE: 1/8" = 1'-0" 16 8 4 0
SCALE: 1/16" = 1'-0" 32 16 8 0

10/28/2026 11:05:36 AM

Area Schedule (Life Safety)

| Name | Location | Function of Space | Area | Area per Occupant | Calculated Occupancy |
|---|---|---|---|---|---|
| ASSEMBLY | | FIXED SEATING | 280 SF | 0 | 99 |
| ASSEMBLY | | FIXED SEATING | 279 SF | 0 | 99 |
| CARDIO | | EXERCISE ROOM | 1092 SF | 50 | 22 |
| ELECTRICAL | | MECHANICAL | 208 SF | 300 | 1 |
| FILM ROOM | | ASSEMBLY | 607 SF | 15 | 41 |
| IT | | MECHANICAL | 59 SF | 300 | 1 |
| JANITOR | | MECHANICAL | 57 SF | 300 | 1 |
| LAUNDRY | | MECHANICAL | 38 SF | 300 | 1 |
| LOCKER ROOM | | LOCKER ROOM | 633 SF | 50 | 13 |
| LOCKER ROOM | | LOCKER ROOM | 258 SF | 50 | 6 |
| LOCKER ROOM | | LOCKER ROOM | 1180 SF | 50 | 24 |
| LOCKER ROOM | | LOCKER ROOM | 467 SF | 50 | 10 |
| LOCKER ROOM | | LOCKER ROOM | 243 SF | 50 | 5 |
| LOCKER ROOM | | LOCKER ROOM | 1069 SF | 50 | 22 |
| LOCKER ROOM | | LOCKER ROOM | 374 SF | 50 | 8 |
| LOCKER ROOM | | LOCKER ROOM | 491 SF | 50 | 10 |
| LOCKER ROOM | | LOCKER ROOM | 490 SF | 50 | 10 |
| MECHANICAL | | MECHANICAL | 470 SF | 300 | 2 |
| MECHANICAL | | MECHANICAL | 1257 SF | 300 | 5 |
| MECHANICAL | | MECHANICAL | 761 SF | 300 | 3 |
| OFFICE | | BUSINESS | 381 SF | 150 | 3 |
| OFFICE | | BUSINESS | 411 SF | 150 | 3 |
| POOL | | POOL | 2726 SF | 50 | 55 |
| REFEREE | | BUSINESS | 136 SF | 150 | 1 |
| STORAGE | | STORAGE | 45 SF | 300 | 1 |
| STORAGE | | STORAGE | 270 SF | 300 | 1 |
| STORAGE | | STORAGE | 138 SF | 300 | 1 |
| STORAGE | | STORAGE | 339 SF | 300 | 2 |
| STORAGE | | STORAGE | 1131 SF | 300 | 4 |
| STORAGE | | STORAGE | 132 SF | 300 | 1 |
| STORAGE | | STORAGE | 882 SF | 300 | 3 |
| STORAGE | | STORAGE | 362 SF | 300 | 2 |
| SUMP PUMP ROOM | | MECHANICAL | 263 SF | 300 | 1 |
| TRAINER | | BUSINESS | 930 SF | 150 | 7 |
| WEIGHT ROOM | | EXERCISE ROOM | 574 SF | 50 | 12 |
| WEIGHT ROOM | | EXERCISE ROOM | 1748 SF | 50 | 35 |
| Grand total: 36 | | | | | 318 |
| | | | | | 515 |

## Code Plan Legend

- ASSEMBLY
- ASSEMBLY W/ FIXED SEATING
- BUSINESS
- EXERCISE ROOM
- LOCKER ROOM
- MECHANICAL
- POOL
- STORAGE


bond architects
222 SOUTH CENTRAL AVE.
SUITE# 501
ST. LOUIS, MO 63105
TEL: 314.863.4994
FAX: 314.863.4996
www.bondarchitectsinc.com
Bond Architects, Inc.
Missouri State Certificate of Authority # 2009027409

**Cole & Associates, Inc.**
Civil Engineer
Consultant Project #26-0064
Certificate of Authority #001165
401 S. 18th St., Suite 200
St. Louis, MO 63103
314.984.9887 tel

**CASE Engineering, Inc.**
Structural Engineer
Consultant Project BDA-MO-06-26
Certificate of Authority #001498
796 Merus Ct.
Fenton, MO 63026
636.349.1600 tel

**RTM Engineering Consultants**
MEP Engineer
Consultant Project #26.B00203.2171
Certificate of Authority #2002028690
3701 S. Lindbergh Blvd.
St. Louis, MO 63127
314.725.5889 tel

**PINCHIN, LLC**
Hazardous Materials Consultant
Consultant Project #R262.00457.006
2 Cityplace Drive, Suite 195
St. Louis, MO 63141
314.230.0182 tel


West High School
14653 Clayton Rd., Ballwin, MO 63011
Parkway PN #542501B
Building Renovation & Site Improvements

Parkway School District
363 N. Woods Mill Rd., Chesterfield, MO 63017
314.415.8231 tel

Project No: 26022

Revisions

| No. | Description | Date |
|---|---|---|
| | | |


This drawing and the details on it are the sole property of the architect and may be used for this specific project only. It shall not be loaned, copied or reproduced, in whole or in part, or for any other purpose or project without the written consent of the Architect. Copyright © 2026 by Bond Architects, Inc.


STATE OF MISSOURI
MICHELLE R. WELLS
NUMBER A-2021031961
ARCHITECT
11/5/26

The Professional Architects seal affixed to this sheet applies only to the material and items shown on this sheet. All drawings, instruments or other documents not exhibiting this seal shall not be considered prepared by this architect, and this architect expressly disclaims any and all responsibility for such plan, drawings or documents not exhibiting this seal.

DATE: 11.05.2026

BID / PERMIT SET

CODE PLAN

A0.1

## STANDARD ABBREVIATIONS

| | | | |
|---|---|---|---|
| & | And | MB | Marker Board |
| @ | At | MDF | Medium Density Fiberboard |
| ABV | Above | MECH | Mechanical |
| ACT | Acoustic Ceiling Tile | MFR | Manufacturer |
| ADA | American with Disabilities Act | MIN | Minimum |
| ADJ | Adjacent | MISC | Miscellaneous |
| AFF | Above Finish Floor | MO | Masonry Opening |
| ALUM | Aluminum | MTL | Metal |
| APROX | Approximate | NIC | Not In Contract |
| BLDG | Building | NTS | Not To Scale |
| BLK | Block | OC | On Center |
| BLKG | Blocking | OD | Outside Diameter |
| BM | Beam | OH | Opposite Hand |
| BO | Bottom Of | OPCI | Owner Provided Contractor Installed |
| CAB | Cabinetry | OPNG | Opening |
| CB | Chalk Board | OPP | Opposite |
| CJ | Construction/Control Joint | OPOI | Owner Provided Owner Installed |
| CL | Center Line | OSB | Onented Strand Board |
| CLG | Ceiling | PL | Plate |
| CLR | Clear | PLAM | Plastic Laminate |
| CMU | Concrete Masonry Unit | PLAS | Plaster |
| CO | Clean Out | PLUM | Plumbing |
| COL | Column | PLYWD | Plywood |
| CONC | Concrete | PNT | Paint |
| CONST | Construction | PRLAM | Parallam |
| CONT | Continuous | PT | Porcelain Tile |
| CPT | Carpet | PVC | Polyvinyl Chlonde |
| CPCI | Contractor Provided Contractor Installed | QT | Quarry Tile |
| CPOI | Contractor Provided Owner Installed | QTY | Quantity |
| CSDO | Cased Opening | R | Riser |
| CT | Ceramic Tile | RB | Rubber Base |
| DF | Drinking Fountain | RD | Roof Drain |
| DIA | Diameter | REINF | Reinforcing |
| DR | Door | REQD | Required |
| DS | Downspout | RM | Room |
| DTL | Detail | RO | Rough Opening |
| DWG | Drawing | SC | Solid Core |
| EJ | Expansion Joint | SECT | Section |
| EL | Elevation | SHT | Sheet |
| ELEC | Electrical | SIM | Similar |
| ELEV | Elevator | SPEC | Specification |
| EQ | Equal | SSTL | Stainless Steel |
| EQIV | Equivalent | STD | Standard |
| EWC | Electric Water Cooler | STL | Steel |
| EXIST | Existing | STOR | Storage |
| EXP | Exposed | STRUC | Structural |
| EXT | Exterior | SV | Sheet Vinyl |
| FD | Floor Drain | T | Tread |
| FEC | Fire Extinguisher Cabinet | TB | Tack Board |
| FIN | Finish | TNG | Tongue & Groove |
| FLR | Floor | TO | Top Of |
| FO | Face Of | TYP | Typical |
| FT | Feet | UNO | Unless Noted Otherwise |
| FRT | Fire Retardant Treated | VB | Vinyl Base |
| FTG | Footing | VCT | Vinyl Composition Tile |
| GC | General Contractor | VERT | Vertical |
| GFI | Ground Fault Interrupter | VIF | Verify In Field |
| GYP | Gypsum Board | VWC | Vinyl Wall Covenng |
| HDR | Header | w/ | With |
| HM | Hollow Metal | w/o | Without |
| HORZ | Honzontal | WC | Water Closet (Toilet) |
| HR | Hour | WD | Wood |
| HVAC | Heating Ventilating and Air Conditioning | WDW | Window |
| ID | Inside Diameter | WPR | Waterproofing |
| INSUL | Insulation | WWF | Welded Wire Fabnc |
| INT | Interior | | |
| JAN | Janitor | | |
| LAV | Lavatory (Sink) | | |

SCALE: 3" = 1'-0" (1, 0.5, 0.25, 0)

SCALE: 1 1/2" = 1'-0" (2, 1, 0.5, 0)

SCALE: 1" = 1'-0" (2, 1, 0.5, 0)

SCALE: 3/4" = 1'-0" (3, 2, 1, 0)

SCALE: 1/2" = 1'-0" (4, 2, 1, 0)

SCALE: 1/4" = 1'-0" (8, 4, 2, 0)

SCALE: 1/8" = 1'-0" (16, 8, 4, 0)

SCALE: 1/16" = 1'-0" (32, 16, 8, 0)

## GENERAL NOTES

1. VERIFY AND COORDINATE ALL DIMENSIONS AT JOB SITE FOR COMPARISON WITH DRAWINGS AND SPECIFICATIONS PRIOR TO BIDDING AND START OF AND DURING CONSTRUCTION. IF ANY DISCREPANCIES, INCONSISTENCIES OR OMISSIONS ARE FOUND, THE ARCHITECT SHALL BE NOTIFIED, IN WRITING, FOR CLARIFICATION PRIOR TO PROCEEDING WITH WORK.
2. IF DISCREPANCIES ARE FOUND WITHIN CONTRACT DOCUMENTS AND PROJECT MANUAL, OR IN THE CASE OF CONFLICT BETWEEN THE DRAWINGS AND THE SPECIFICATIONS, THE MOST DEMANDING AND/OR COST INTENSIVE REQUIREMENT SHALL TAKE PRECEDENCE UNLESS OTHERWISE AGREED BY THE ARCHITECT IN WRITING. NOTIFY THE ARCHITECT & GENERAL CONTRACTOR OF ANY CONFLICT AND GET CLARIFICATION FROM ARCHITECT BEFORE PROCEEDING WITH THE WORK.
3. DO NOT SCALE DRAWINGS. RELY ON WRITTEN DIMENSIONS GIVEN. NOTIFY THE ARCHITECT FOR CLARIFICATIONS. ALL DIMENSIONS SHALL BE FIELD VERIFIED AND COORDINATED WITH ALL OF THE WORK OF ALL TRADES. IF DISCREPANCIES ARE FOUND, NOTIFY THE ARCHITECT IN WRITING FOR CLARIFICATION BEFORE THE COMMENCEMENT OR RESUMPTION OF WORK.
4. VERIFY ALL COLUMN COORDINATES AND CHECK AGAINST DIMENSIONS SHOWN ON PLANS AND DETAILS.
5. IN THE CASE OF CONFLICT BETWEEN THE DRAWINGS AND THE SPECIFICATIONS, NOTIFY THE ARCHITECT IN WRITING. NOTIFY THE CONSTRUCTION MANAGER/GENERAL CONTRACTOR OF ANY CONFLICT AND GET CLARIFICATION FROM ARCHITECT BEFORE PROCEEDING WITH THE WORK.
6. ABBREVIATIONS THROUGHOUT THE PLANS ARE THOSE IN COMMON USE. NOTIFY THE ARCHITECT OF ANY ABBREVIATIONS IN QUESTION.
7. DIMENSIONS SHOWN ON FLOOR PLANS, SECTIONS, ELEVATIONS, AND DETAILS ARE TO FINISH FACE OF PARTITIONS, MASONRY, OR COLUMN GRID LINES, UNLESS OTHERWISE NOTED.
8. COORDINATE THE INSTALLATION OF THE VARIOUS TRADE ITEMS WITHIN THE SPACE ABOVE ALL CEILINGS (INCLUDING, BUT NOT LIMITED TO: STRUCTURAL MEMBERS, MECHANICAL DUCTS AND INSULATION, CONDUITS, RACEWAYS, SPRINKLER SYSTEM, LIGHT FIXTURES,CEILING SYSTEMS, AND ANY SPECIAL STRUCTURAL SUPPORTS REQUIRED) AND MAINTAIN THE FINISH CEILING HEIGHT ABOVE THE FINISH FLOOR INDICATED IN THE DRAWINGS AND THE FINISH SCHEDULE. (CEILING HEIGHT DIMENSIONS ARE TO THE FINISH SURFACE OF CEILING).
9. PROVIDE AND INSTALL ACCESS PANELS WHERE SHOWN ON THE REFLECTED CEILING PLANS AND AS REQUIRED BY BUILDING CODE OR FOR THE PROPER OPERATION OR MAINTENANCE OF MECHANICAL OR ELECTRICAL EQUIPMENT, WHETHER OR NOT INDICATED ON THE DRAWINGS. COORDINATE SIZE, LOCATION, AND TYPE OF ACCESS PANEL WITH OTHER WORK AND RECEIVE APPROVAL OF THE ARCHITECT. ACCESS PANEL SHALL BE AS SPECIFIED.
10. WHERE ADJOINING ROOMS HAVE DIFFERENT TYPES OF FLOORING OR SIMILAR FLOORING OF DIFFERENT COLORS, MAKE TRANSITION UNDER CENTER LINE OF DOOR LEAF UNLESS NOTED OTHERWISE.
11. ROOM FINISHES SHOWN IN THE FINISH SCHEDULE SHALL APPLY TO ALL ALCOVES, FREESTANDING COLUMNS, OR OTHER ANCILLARY SPACES ADJOINING THE SCHEDULED ROOM UNLESS OTHERWISE NOTED.
12. ALL EXPANSION JOINTS IN THE FINISHED AREA EXPOSED TO VIEW SHALL BE COVERED WITH EXPANSION JOINT COVERS APPROPRIATE FOR THE FINISHED SURFACE, WHETHER FLOOR, CEILING, WALL, OR JUNCTIONS THEREOF.
13. FOR ALL METAL STUD PARTITIONS, INSTALL DOUBLE STUDS (MIN) AT DOOR FRAME JAMBS. INSTALL STUD TRACKS AT EACH SIDE OF OPENING, AT FRAME HEAD HEIGHT AND BETWEEN STUDS AND ADJACENT STUDS.
14. INSTALL ALL WORK PLUMB, LEVEL, TRUE, SQUARE, STRAIGHT AND IN PROPER ALIGNMENT WITH NO DISTORTIONS, PROVIDE SHIMS AS REQUIRED.
15. PROVIDE AND INSTALL CORNER BEADS, EDGE TRIM, JOINT MATERIALS AND FASTENERS TO ENSURE PROPER INSTALLATION OF GYPSUM WALL BOARD. PLACE CORNER BEADS AT EXTERNAL CORNERS. PLACE TAPED EDGE TRIM WHERE GYPSUM BOARD ABUTS DISSIMILAR MATERIALS.
16. INTERIOR METAL STUD PARTITIONS SHALL BE FACED WITH 5/8 INCH TYPE X GYPSUM WALL BOARD UNLESS NOTED OTHERWISE.
17. PROVIDE LATERAL BRACING OF INTERIOR PARTITIONS THAT DO NOT EXTEND TO DECK ABOVE AS REQUIRED TO MEET LOCAL REQUIREMENTS FOR SEISMIC BRACING, UNO.
18. INSTALLATION OF SUSPENDED CEILING SYSTEMS SHALL MEET LOCAL CODE REQUIREMENTS FOR SEISMIC BRACING.
19. WHERE INDICATED ON THE DRAWINGS, PROVIDE ACOUSTIC BLANKETS IN PARTITIONS TIGHT WITHIN SPACE, AROUND CUT OPENINGS, BEHIND AND AROUND ELECTRICAL AND MECHANICAL ITEMS WITHIN OR BEHIND PARTITIONS, AND TIGHT TO ITEMS PASSING THROUGH PARTITIONS.
20. ALL STAIRS AND SHAFTS TO BE RATED 1HR UNLESS NOTED OTHERWISE. SEAL ALL PENETRATIONS PER UL STANDARD ASSEMBLIES OR EQUAL BY APPROVED AGENCY
21. ALL CONCEALED WOOD (PLYWOOD SHEATHING, BLOCKING, ETC.) TO BE FIRE TREATED.
22. PROVIDE FIRE TREATED 2 INCH X 6 INCH NOMINAL WOOD BLOCKING OR EQUIVALENT METAL STRAPPING RUNNING CONTINUOUSLY BETWEEN STUDS FOR ALL WALL HUNG EQUIPMENT OR OTHER ITEMS ATTACHED TO GYPSUM WALL BOARD PARTITIONS.
23. WHERE FIRE EXTINGUISHER CABINETS AND OTHER EQUIPMENT ARE RECESSED IN FIRE RATED PARTITIONS, MODIFY PARTITIONS AS REQUIRED TO PROVIDE CONTINUOUS ENCLOSURE TO ENSURE UNINTERRUPTED FIRE RATING.
24. PROVIDE AND INSTALL ALL STIFFENERS, BRACING, BACK-UP PLATES AND SUPPORTING BRACKETS REQUIRED FOR THE INSTALLATION OF ALL CASEWORK, TOILET ACCESSORIES AND OF ALL FLOOR-MOUNTED OR SUSPENDED MECHANICAL AND ELECTRICAL EQUIPMENT.
25. PROVIDE FIRE SAFING INSULATION PER UL LISTED REQ'D AT ALL PIPE, DUCT, ELECTRICAL, ETC., PENETRATIONS THROUGH CONCRETE FLOOR SLABS AND AT FIRE AND SMOKE WALLS.
26. ALL DUCT PENETRATIONS THROUGH PARTITIONS AND CEILING SHALL BE PROVIDED WITH NECESSARY FRAMES AND BRACING AROUND THE OPENING AND SHALL BE PROVIDED WITH AUTOMATIC FIRE DAMPERS AS REQUIRED BY THE BUILDING DEPARTMENT FOR FIRE-RATED PARTITIONS.
27. ALL EXPOSED STEEL ANGLES, PLATES, ETC., SHALL BE GALVANIZED FOR CORROSION RESISTANCE UNLESS NOTED OTHERWISE.
28. NOTIFY ARCHITECT OF DISCREPANCIES BETWEEN TYPICAL ELEVATION MOUNTING HEIGHTS/LOCATIONS AND MANUFACTURER'S RECOMMENDATIONS FOR ADA COMPLIANCE PRIOR TO INSTALLATION.
29. CONTRACTOR TO RETAIN FLOATABLE WIND BLOWN MATERIALS ON SITE BY STORING ALL TRASH AND BUILDING MATERIAL WASTE IN ENCLOSURES UNTIL PROPER DISPOSAL AT AN OFF-SITE FACILITY. CONTRACTOR TO CHECK ADJACENT AREAS DAILY AND PICK UP CONSTRUCTION WASTE MATERIAL AND DEBRIS THAT HAVE BLOWN OR WASHED OFF-SITE.
30. SEE CODE PLANS FOR FEC AND FE LOCATIONS, RATED PARTITIONS
31. ALIGN FINISH FACE OF NEW PARTITION WITH FINISH FACE OF FURRED OUT PARTITION, UON.
32. CONTRACTOR TO VERIFY FLOOR FLATNESS AFTER DEMO AND PARTITIONS AND STOREFRONTS ARE MARKED ON FLOOR. IF FLOOR IS OUT OF FLATNESS BY MORE THAN SPECIFIED IN 03 30 00, APPLY HYDRAULIC CEMENT UNDERLAYMENT SPECIFIED IN 03 54 16 TO CORRECT FLOOR PRIOR TO CONSTRUCTION OF ALL PARTITIONS AND STOREFRONTS. PROVIDE UNIT COST.
33. CONTRACTOR IS RESPONSIBLE FOR PROVIDING TEMPORARY PROTECTION, FENCING AND PARTITIONS AS NECESSARY
34. IF HAZARDOUS MATERIAL IS ENCOUNTERED NOTIFY ARCHITECT & OWNER IMMEDIATELY.
35. UNLESS SPECIFICALLY INDICATED OTHERWISE, THE SAME WALL TYPE NEXT TO A DOOR OR OPENING SHALL CONTINUE OVER THE DOOR, OPENING OR STOREFRONT.
36. IN THE ABSENCE OF A WRITTEN DIMENSION, OR IN CASE OF DOUBT AS TO THE PROPER MEASUREMENT, CONSULT THE ARCHITECT FOR CLARIFICATION.
37. TYPICAL DETAILS THROUGHOUT THE DRAWING SET SHALL APPLY FOR ALL APPLICABLE CONDITIONS EVEN IF NOT SPECIFICALLY SHOWN OR REFERENCED.
38. UNLESS SPECIFICALLY NOTED OTHERWISE, ENCLOSE ALL VERTICAL MECHANICAL PIPES, RAIN LEADERS, ETC. WITH 4" CMU OR GYPSUM BOARD TO MATCH SURROUNDING FINISHES.


**bond architects**
222 SOUTH CENTRAL AVE.
SUITE# 501
ST. LOUIS, MO 63105
TEL: 314.863.4994
FAX: 314.863.4996
www.bondarchitectsinc.com
Bond Architects, Inc.
Missouri State Certificate of Authority # 2009027409

**Cole & Associates, Inc.**
Civil Engineer
Consultant Project #26-0064
Certificate of Authority #001165
401 S. 18th St., Suite 200
St. Louis, MO 63103
314.984.9887 tel

**CASE Engineering, Inc.**
Structural Engineer
Consultant Project BDA-MO-06-26
Certificate of Authority #001498
796 Merus Ct.
Fenton, MO 63026
636.349.1600 tel

**RTM Engineering Consultants**
MEP Engineer
Consultant Project #26.B00203.2171
Certificate of Authority #2002028690
3701 S. Lindbergh Blvd.
St. Louis, MO 63127
314.725.5889 tel

**PINCHIN, LLC**
Hazardous Materials Consultant
Consultant Project #R262.00457.006
2 Cityplace Drive, Suite 195
St. Louis, MO 63141
314.230.0182 tel


West High School
14653 Clayton Rd., Ballwin, MO 63011
Parkway PN #542501B
Building Renovation & Site Improvements

Parkway School District
363 N. Woods Mill Rd., Chesterfield, MO 63017
314.415.8231 tel

Project No: 26022

Revisions

| No. | Description | Date |
|---|---|---|
| | | |
| | | |
| | | |
| | | |
| | | |
| | | |


This drawing and the details on it are the sole property of the architect and may be used for this specific project only. It shall not be loaned, copied or reproduced, in whole or in part, or for any other purpose or project without the written consent of the Architect.
Copyright © 2026 by Bond Architects, Inc.


STATE OF MISSOURI
MICHELLE R. WELLS
NUMBER A-2021031961
ARCHITECT
11/5/26

The Professional Architects seal affixed to this sheet applies only to the material and items shown on this sheet. All drawings, instruments or other documents not exhibiting this seal shall not be considered prepared by this architect, and this architect expressly disclaims any and all responsibility for such plan, drawings or documents not exhibiting this seal.

DATE: 11.05.2026

BID / PERMIT SET

GENERAL NOTES & SYMBOLS

A0.2

10/28/2026 11:05:37 AM

SCALE: 3" = 1'-0"
SCALE: 1 1/2" = 1'-0"
SCALE: 1" = 1'-0"
SCALE: 3/4" = 1'-0"
SCALE: 1/2" = 1'-0"
SCALE: 1/4" = 1'-0"
SCALE: 1/8" = 1'-0"
SCALE: 1/16" = 1'-0"

10/28/2026 11:05:37 AM

## GENERAL DEMOLITION NOTES

1. THE SCOPE OF DEMOLITION WORK IS NOT LIMITED EXCLUSIVELY TO THE WORK INDICATED ON THE DEMOLITION SHEETS. THE CONSTRUCTION DOCUMENTS ARE PROVIDED AS A GENERAL GUIDE FOR DEMOLITION. THE CONTRACTOR IS RESPONSIBLE FOR VERIFYING ADDITIONAL DEMOLITION THAT MAY BE REQUIRED FOR DEMOLITION AND PROPER INSTALLATION OF NEW WORK PRIOR TO BID. REFER TO ALL CONSTRUCTION DOCUMENTS FOR ADDITIONAL DEMOLITION INFORMATION AND COORDINATION.
2. ALL EXISTING PIPING, DUCTS, ETC THAT HAVE BEEN ABANDONED ARE TO BE REMOVED. ABANDONED PIPING BELOW CONCRETE SLABS ON GRADE ARE TO BE CAPPED BELOW FLOOR LEVEL. COORDINATE WITH MEP.
3. REMOVE ALL WALL MOUNTED ACCESSORIES, HANGERS, WIRE MOLD & HARDWARE. SALVAGE ACCESSORIES FOR POSSIBLE REUSE.
4. OWNER TO HAVE SALVAGE RIGHTS ON ALL ITEMS WHETHER NOTED ON THE PLANS OR NOT. GENERAL CONTRACTOR TO DISPOSE OF ALL ITEMS NOT REUSED IN THE PROPOSED WORK.
5. COORDINATE DEMOLITION WORK WITH THE NEW CONSTRUCTION SHOWN IN THE DRAWINGS. DUE CARE IS TO BE TAKEN TO AVOID UNDUE DAMAGE TO ADJACENT AREAS, OCCUPIED AND UNOCCUPIED. ADJACENT SURFACES DAMAGED DUE TO DEMOLITION SHALL BE REPAIRED IN ORDER TO ACHIEVE A SEAMLESS APPEARANCE.
6. WHEREVER DEMOLITION OCCURS, THE REMAINING FLOOR, WALLS, AND CEILINGS ARE TO BE PATCHED TO MATCH THE ADJACENT WITH CONTINUOUS SURFACE MATERIAL, TEXTURE, COLOR & FINISH.
7. AREAS IMMEDIATELY ADJACENT TO THE AREA OF THIS WORK MAY BE OCCUPIED BY THE OWNER DURING THE DEMOLITION AND NEW CONSTRUCTION WORK. CONTRACTOR SHALL PROVIDE PROTECTIONS FOR OWNER'S PERSONNEL AND ALL OTHER USERS OF THE SURROUNDING AREAS. CONTRACTOR SHALL PROVIDE PROTECTION FROM THE SPREAD OF DUST AND DIRT DURING THE ENTIRE DEMOLITION AND NEW CONSTRUCTION PERIOD.
8. UNLESS NOTED OTHERWISE, ALL PARTITIONS INDICATED FOR REMOVAL SHALL BE REMOVED TO THE UNDERSIDE OF STRUCTURE ABOVE.
9. IF HAZARDOUS MATERIALS ARE ENCOUNTERED THE ARCHITECT & OWNER ARE TO BE NOTIFIED IMMEDIATELY.
10. CONTRACTOR TO VERIFY EXISTING CONDITION OF ALL ITEMS TO BE DEMOLISHED IN THE FIELD.
11. PATCH/REPAIR ALL AREAS DAMAGED DURING SELECTIVE DEMOLITION.
12. PROVIDE TEMPORARY SHORING AT ALL CEILINGS/WALLS WHERE DEMOLITION MAY COMPROMISE THE STABILITY AND/OR STRUCTURAL INTEGRITY OF THE SYSTEM.
13. MINIMIZE DEMOLITION OF SLAB TO AREAS DESIGNATED IN PLUMBING DEMOLITION AND NEW PLUMBING PLANS
14. CONTRACTOR TO COORDINATE REMOVAL OF ALL EQUIPMENT AND FURNITURE WITH OWNER PRIOR TO START OF DEMOLITION.
15. REMOVE AND STORE ALL FIRE EXTINGUISHERS, WHICH HAVE NOT EXPIRED, FOR REUSE.
16. ALL SPRINKLER PIPE & HEADS TO REMAIN IN PLACE THROUGHOUT CONSTRUCTION, PROTECT AS REQUIRED UNLESS NOTED OTHERWISE.
17. REMOVE EXISTING WALL BASE, UNLESS NOTED OTHERWISE.
18. REMOVE ALL EXISTING FLOOR COVERINGS UNLESS NOTED OTHERWISE.
19. CONTRACTOR TO COORDINATE REMOVAL OF ALL EQUIPMENT AND FURNITURE WITH OWNER PRIOR TO START OF DEMOLITION.
20. WHERE DOOR(S) INDICATED TO BE REMOVED, REMOVE FRAME(S) AND ALL ASSOCIATED HARDWARE, UNLESS NOTED OTHERWISE.
21. WHERE WINDOWS(S) INDICATED TO BE REMOVED, REMOVE FRAME(S) AND ALL ASSOCIATED HARDWARE, UNLESS NOTED OTHERWISE.
22. CONTRACTOR TO VERIFY WALL CONSTRUCTION OF ALL WALLS RELATED TO WORK.
23. AFTER CEILING FINISH HAS BEEN REMOVED, CONTRACTOR TO IDENTIFY MEP/S SYSTEMS TO BE REMOVED FOR ONSITE REVIEW WITH ARCHITECT & ENGINEERS
24. CONSTRUCT NEW PARTITIONS TIGHT TO EXISTING STRUCTURE, UON.
25. EXISTING BLOCKING UNCOVERED THROUGH DEMOLITION TO BE REPLACED WITH FRT BLOCKING - SEE SPECIFICATIONS.
26. REPLACE ALL EXISTING FIREPROOFING WHERE DISTURBED W/ EQUIVALENT MATERIAL & RATING.
27. RELOCATE CONTROLS (ELEVATOR CALL BUTTON, ETC), DEVICES, AND OUTLETS NOT DEMO'D TO THE FINISH FACE OF NEW PARTITION.
28. WHERE EXISTING WALLS MUST BE CUT FOR NEW WORK, WALLS ARE TO BE PATCHED AND PAINTED TO MATCH EXISTING CONDITIONS. PAINT ENTIRE WALL/CEILING TO NEAREST CORNER.
29. ANY EXISTING MATERIALS DAMAGED BY WORK SHOULD BE REPAIRED TO MATCH EXISTING.
30. PATCH AND REPAIR WALLS, FLOORS, CEILINGS WHERE DEVICES WERE REMOVED.

### ELEVATION SYMBOL LEGEND

- OOOO — WINDOW TYPE
- D — DOOR NUMBER
- ? — REFER TO KEYNOTE LEGEND
- CONCRETE MASONRY
- BRICK MASONRY
- METAL PANELS
- PRECAST STONE

### PLAN SYMBOLS LEGEND

- EXISTING CONSTRUCTION TO REMAIN
- EXISTING CONSTRUCTION TO BE REMOVED
- NEW CONSTRUCTION

### SYMBOL LEGEND

- 1 / A1.0 — SECTION NUMBER / SHEET NAME
- 1 / A1.0 — ELEVATION NUMBER / SHEET NAME
- ? — REVISION CLOUD & NUMBER
- BREAKLINE
- 1/A102 / 1/A101 — PLAN MATCHLINE
- OUTLINE OF HIDDEN OBJECTS, NIC ITEMS, REMOVED MATERIALS
- CENTER LINE OR FLOOR LINE
- O — COLUMN GRID LINE
- N — TRUE NORTH
- ROOM NAME / 101 — ROOM TAG
- OOOO — DOOR TAG
- D — WINDOW TAG
- ? — KEYNOTE
- 1'-0" — CEILING HEIGHT TAG
- 2a — WALL PARTITION TYPE
- LEVEL NAME / ELEVATION — ELEVATION

**NOTE TO CONTRACTOR:**
ABATEMENT AND HAZARDOUS MATERIALS NOTED IN THESE DOCUMENTS HAVE BEEN PROVIDED BY PARKWAY SCHOOL DISTRICT'S ABATEMENT RECORDS PLANS AND DOCUMENTS. CONTRACTOR TO REVIEW ALL HAZRDOUS MATERIALS DOCUMENTS PRIOR TO THE START OF CONSTRUCTION. NOTIFY OWNER IF ANY ADDITIONAL HAZARDOUS MATERIALS ARE FOUND, OWNER'S CONSULTANT SHALL TEST, CONTAIN AND REMOVE AS REQUIRED FOR NEW WORK. BOND ARCHITECTS HAS NO JURISDICATION OVER HANDLING HAZARDOUS MATERIALS.

**SELECTIVE DEMOLITION NOTE – EXISTING DOORS AND WINDOWS:**
REMOVE EXISTING DOOR AND WINDOW ASSEMBLIES WITH CARE AND PRECISION. PERFORM DEMOLITION IN A CONTROLLED MANNER TO PRESERVE ADJACENT CONSTRUCTION. PROTECT ALL SURFACES AROUND THE OPENING. PREVENT DAMAGE TO EXISTING MASONRY AND MAINTAIN THE INTEGRITY OF SURROUNDING MATERIALS. LIMIT DEMOLITION OF ADJACENT METAL STUD FRAMING, GYPSUM BOARD, FINISHES, AND OTHER WALL SURFACING TO A MAXIMUM OF 6 INCHES BEYOND THE PERIMETER OF THE EXISTING OPENING. REPAIR OR REPLACE ONLY THOSE MATERIALS NECESSARY TO FACILITATE INSTALLATION OF THE NEW ASSEMBLY AND RESTORE ADJACENT CONSTRUCTION TO MATCH EXISTING CONDITIONS. PAINTING OF REPAIRED WALL SHALL EXTEND TO NEAREST CORNER. CONTRACTOR RESPONSIBLE FOR REPAIRING ALL WALLS/CEILINGS/FLOORS BEYOND LIMITS ALLOWED. CONTRACTOR TO NOTIFY OWNER/ARCHITECT IMMEDIATELY IF UNFORESEEN CONDITIONS ARE UNCOVERED.

**LIGHT GAUGE METAL STUD SUPPORT**

| WIDTH | MAX. UNSUPPORTED HEIGHT | GAUGE | SPACING |
|---|---|---|---|
| 3 5/8" | 13'-7" | 25 | 24" O.C. |
| 3 5/8" | 15'-6" | 25 | 16" O.C. |
| 3 5/8" | 17'-1" | 25 | 12" O.C. |
| 3 5/8" | 14'-8" | 20 | 24" O.C. |
| 3 5/8" | 16'-9" | 20 | 16" O.C. |
| 3 5/8" | 18'-5" | 20 | 12" O.C. |
| 3 5/8" | 15'-11" | 18 | 24" O.C. |
| 3 5/8" | 18'-3" | 18 | 16" O.C. |
| 3 5/8" | 20'-1" | 18 | 12" O.C. |
| 3 5/8" | 17'-1" | 16 | 24" O.C. |
| 3 5/8" | 19'-6" | 16 | 16" O.C. |
| 3 5/8" | 21'-6" | 16 | 12" O.C. |
| 6" | 19'-2" | 25 | 24" O.C. |
| 6" | 21'-11" | 25 | 16" O.C. |
| 6" | 24'-2" | 25 | 12" O.C. |
| 6" | 21'-8" | 20 | 24" O.C. |
| 6" | 24'-9" | 20 | 16" O.C. |
| 6" | 27'-3" | 20 | 12" O.C. |
| 6" | 23'-9" | 18 | 24" O.C. |
| 6" | 27'-2" | 18 | 16" O.C. |
| 6" | 29'-11" | 18 | 12" O.C. |

NOTE:
1. METAL STUD LENGTHS BASED ON 5/8" GYP. BOARD FULL HEIGHT EACH SIDE OF STUD, 5PSF, L/240


bond architects
222 SOUTH CENTRAL AVE.
SUITE# 501
ST. LOUIS, MO 63105
TEL: 314.863.4994
FAX: 314.863.4996
www.bondarchitectsinc.com
Bond Architects, Inc.
Missouri State Certificate of Authority # 2009027409

**Cole & Associates, Inc.**
Civil Engineer
Consultant Project #26-0064
Certificate of Authority #001165
401 S. 18th St., Suite 200
St. Louis, MO 63103
314.984.9887 tel

**CASE Engineering, Inc.**
Structural Engineer
Consultant Project BDA-MO-06-26
Certificate of Authority #001498
798 Merus Ct.
Fenton, MO 63026
636.349.1600 tel

**RTM Engineering Consultants**
MEP Engineer
Consultant Project #26.B00203.2171
Certificate of Authority #2002028690
3701 S. Lindbergh Blvd.
St. Louis, MO 63127
314.725.5889 tel

**PINCHIN, LLC**
Hazardous Materials Consultant
Consultant Project #R262.00457.006
2 Cityplace Drive, Suite 195
St. Louis, MO 63141
314.230.0182 tel


West High School
14653 Clayton Rd., Ballwin, MO 63011
Parkway PN #542501B
Building Renovation & Site Improvements

Parkway School District
363 N. Woods Mill Rd., Chesterfield, MO 63017
314.415.8231 tel

Project No: 26022

Revisions

| No. | Description | Date |
|---|---|---|
| | | |


This drawing and the details on it are the sole property of the architect and may be used for this specific project only. It shall not be loaned, copied or reproduced, in whole or in part, or for any other purpose or project without the written consent of the Architect. Copyright © 2026 by Bond Architects, Inc.


STATE OF MISSOURI
MICHELLE R. WELLS
NUMBER A-2021031961
ARCHITECT
11/5/26

The Professional Architects seal affixed to this sheet applies only to the material and items shown on this sheet. All drawings, instruments or other documents not exhibiting this seal shall not be considered prepared by this architect, and this architect expressly disclaims any and all responsibility for such plan, drawings or documents not exhibiting this seal.

DATE: 11.05.2026

BID / PERMIT SET

GENERAL NOTES & SYMBOLS

A0.3

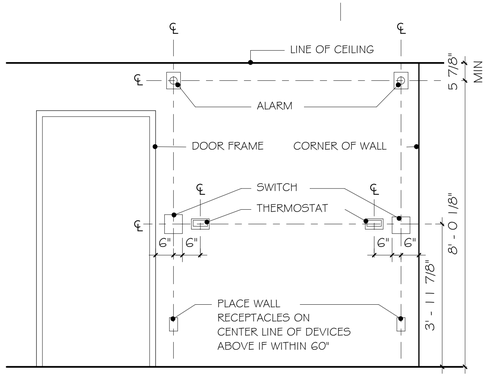


NOTES:

1. ALL DEVICES SHALL BE LOCATED AT A CORNER OR DOOR JAMB AS SHOWN. NOTIFY ARCHITECT OF ANY CONFLICTS.

2. DEVICES NOT TO BE INSTALLED IN FEATURE WALL (GLASS, METAL, STONE, WOOD, ETC) OR CEILING.

3. ALL WALL MOUNTED DEVICE LOCATIONS SHALL BE COORDINATED BY THE GENERAL CONTRACTOR WITH ALL OTHER SUB-CONTRACTORS SO THAT THEY ARE INSTALLED IN AN ORDERLY MANNER (I.E. LIGHT SWITCHES, RECEPTACLES, FIRE ALARM DEVICES, COMMUNICATION DEVICES, THERMOSTATS, ETC.).

4. THE INTENT IS TO HAVE THE DEVICES THAT ARE AT DIFFERENT HEIGHTS ABOVE FINISHED FLOOR AND WITHIN 60" OF ONE ANOTHER HORIZONTALLY, BE INSTALLED ALIGNED VERTICALLY (I.E. RECEPTACLES AND LIGHT SWTICHES OR THERMOSTATS AND FIRE ALARM VISUAL DEVICES) AND THE DEVICES AT THE SAME HEIGHTS ABOVE THE FINISHED FLOOR BE INSTALLED SIDE-BY-SIDE (I.E. RECEPTACLES AND COMMUNICATION DEVICES OR LIGHT SWITCHS AND THERMOSTATS).

5. AFTER METAL STUD FRAMING INSTALLATION, THE GENERAL CONTRACTOR SHALL COORDINATE AND PHYSICALLY MARK THE LOCATION OF ALL DEVICES WITH THE VARIOUS SUB-CONTRACTORS. A PRE-INSTALLATION CONFERENCE SHALL THEN BE HELD WITH THE ARCHITECT/ENGINEER TO FIELD VERIFY DEVICE LOCATIONS.

7 TYPICAL DEVICE LOCATION
AO.4 1/2" = 1'-0"

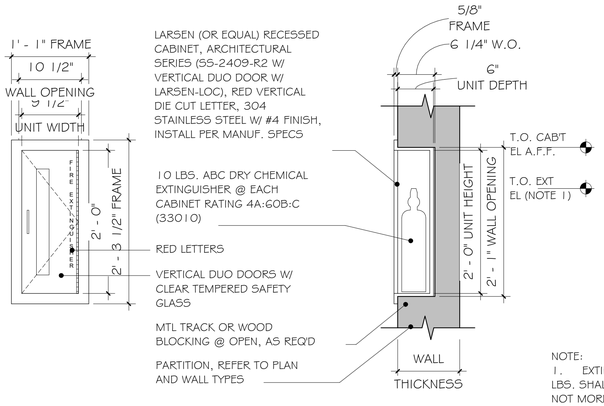


ELEVATION SECTION

NOTE:
1. EXTINGUISHERS HAVING A GROSS WEIGHT NOT EXCEEDING 40 LBS. SHALL BE INSTALLED SO THAT THE TOP OF THE EXTINGUISHERS IS NOT MORE THAN 5'-0" ABOVE THE FLOOR.

EXTINGUISHERS HAVE A GROSS WEIGHT GREATER THAN 40 LBS. SHALL BE INSTALLED SO THAT THE TOP OF THE EXTINGUISHERS IS NOT MORE THAN 3'-6" ABOVE THE FLOOR.

6 TYP. FIRE EXTINGUISHER CABINET
AO.4 1" = 1'-0"

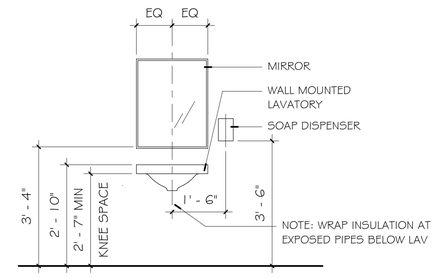


NOTE: INSULATE EXPOSED PIPES

SINGLE WALL MOUNTED LAVATORY

8 ADA TYP. WALL MOUNTED SINK ELEVATION
AO.4 1/2" = 1'-0"

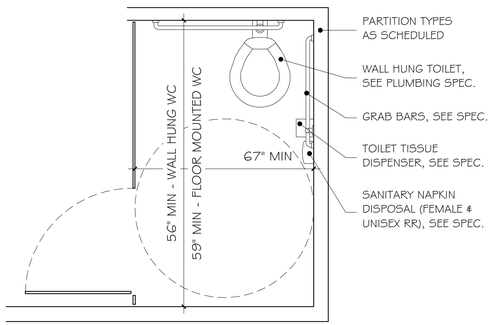


5 ADA TYPICAL RESTROOM STALL
AO.4 1/2" = 1'-0"

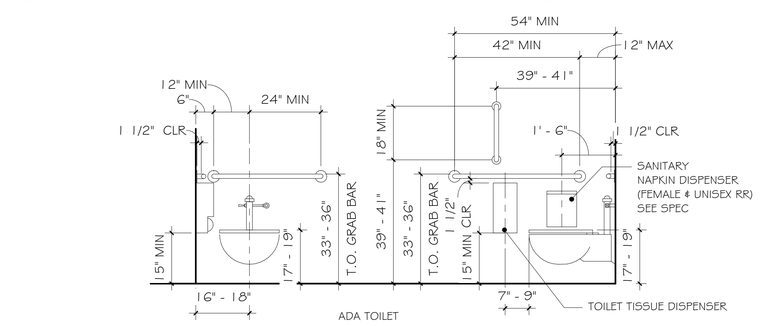


4 ADA TYPICAL TOILET ELEVATIONS
AO.4 1/2" = 1'-0"

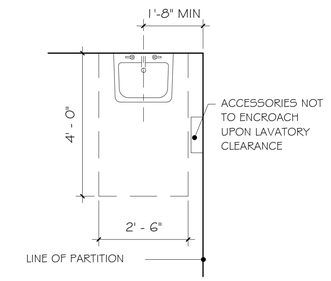


3 TYPICAL LAVATORY CLEARANCES
AO.4 1/2" = 1'-0"

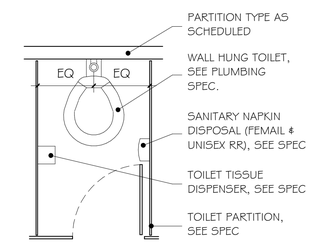


2 TYPICAL RESTROOM STALL
AO.4 1/2" = 1'-0"

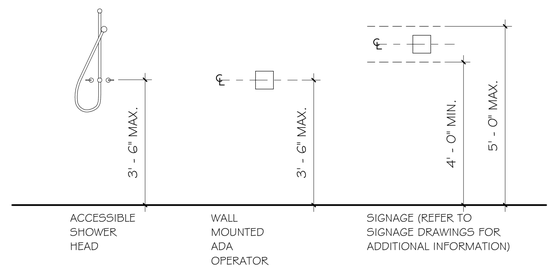


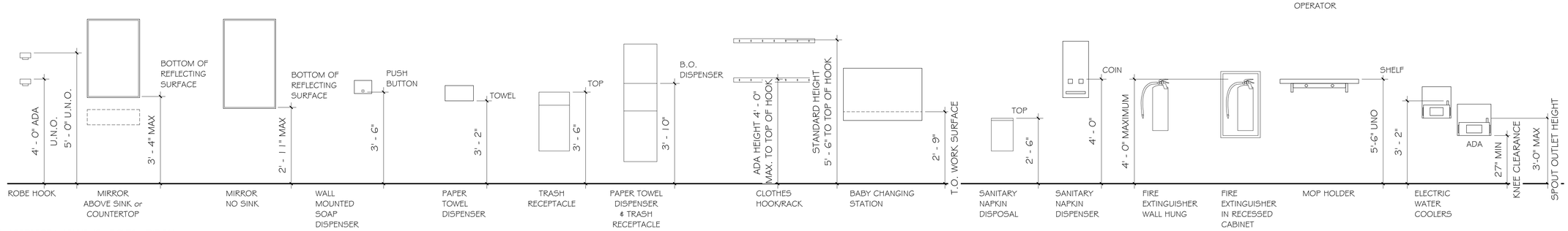


1 ACCESSORY MOUNTING HEIGHTS - TYPICAL
AO.4 1/2" = 1'-0"

SCALE: 3/4" = 1'-0" 1" 0.5" 0
SCALE: 1/2" = 1'-0" 2" 1" 0.5" 0
SCALE: 1" = 1'-0" 2" 1" 0.5" 0
SCALE: 3/4" = 1'-0" 3" 2" 1" 0
SCALE: 1/2" = 1'-0" 4" 2" 1" 0
SCALE: 1/4" = 1'-0" 8" 4" 2" 0
SCALE: 1/8" = 1'-0" 16" 8" 4" 0
SCALE: 1/16" = 1'-0" 32" 16" 8" 0

10/28/2026 11:05:38 AM


bond architects
222 SOUTH CENTRAL AVE.
SUITE# 501
ST. LOUIS, MO 63105
TEL: 314.863.4994
FAX: 314.863.4996
www.bondarchitectsinc.com
Bond Architects, Inc.
Missouri State Certificate of Authority # 2009027409

**Cole & Associates, Inc.**
Civil Engineer
Consultant Project #26-0064
Certificate of Authority #001165
401 S. 18th St., Suite 200
St. Louis, MO 63103
314.984.9887 tel

**CASE Engineering, Inc.**
Structural Engineer
Consultant Project BDA-MO-06-26
Certificate of Authority #001498
796 Merus Ct.
Fenton, MO 63026
636.349.1600 tel

**RTM Engineering Consultants**
MEP Engineer
Consultant Project #26.B00203.2171
Certificate of Authority #2002028690
3701 S. Lindbergh Blvd.
St. Louis, MO 63127
314.725.5889 tel

**PINCHIN, LLC**
Hazardous Materials Consultant
Consultant Project #R262.00457.006
2 Cityplace Drive, Suite 195
St. Louis, MO 63141
314.230.0182 tel


West High School
14653 Clayton Rd., Ballwin, MO 63011
Parkway PN #542501B
Building Renovation & Site Improvements

Parkway School District
363 N. Woods Mill Rd., Chesterfield, MO 63017
314.415.5231 tel

Project No: 26022

Revisions

| No. | Description | Date |
|---|---|---|
| | | |

This drawing and the details on it are the sole property of the architect and may be used for this specific project only. It shall not be loaned, copied or reproduced, in whole or in part, or for any other purpose or project without the written consent of the Architect. Copyright © 2026 by Bond Architects, Inc.

STATE OF MISSOURI
MICHELLE R. WELLS
NUMBER A-2021031961
ARCHITECT
11/5/26

The Professional Architects seal affixed to this sheet applies only to the material and items shown on this sheet. All drawings, instruments or other documents not exhibiting this seal shall not be considered prepared by this architect, and this architect expressly disclaims any and all responsibility for such plan, drawings or documents not exhibiting this seal.

DATE: 11.05.2026

BID / PERMIT SET

GENERAL NOTES

A0.4

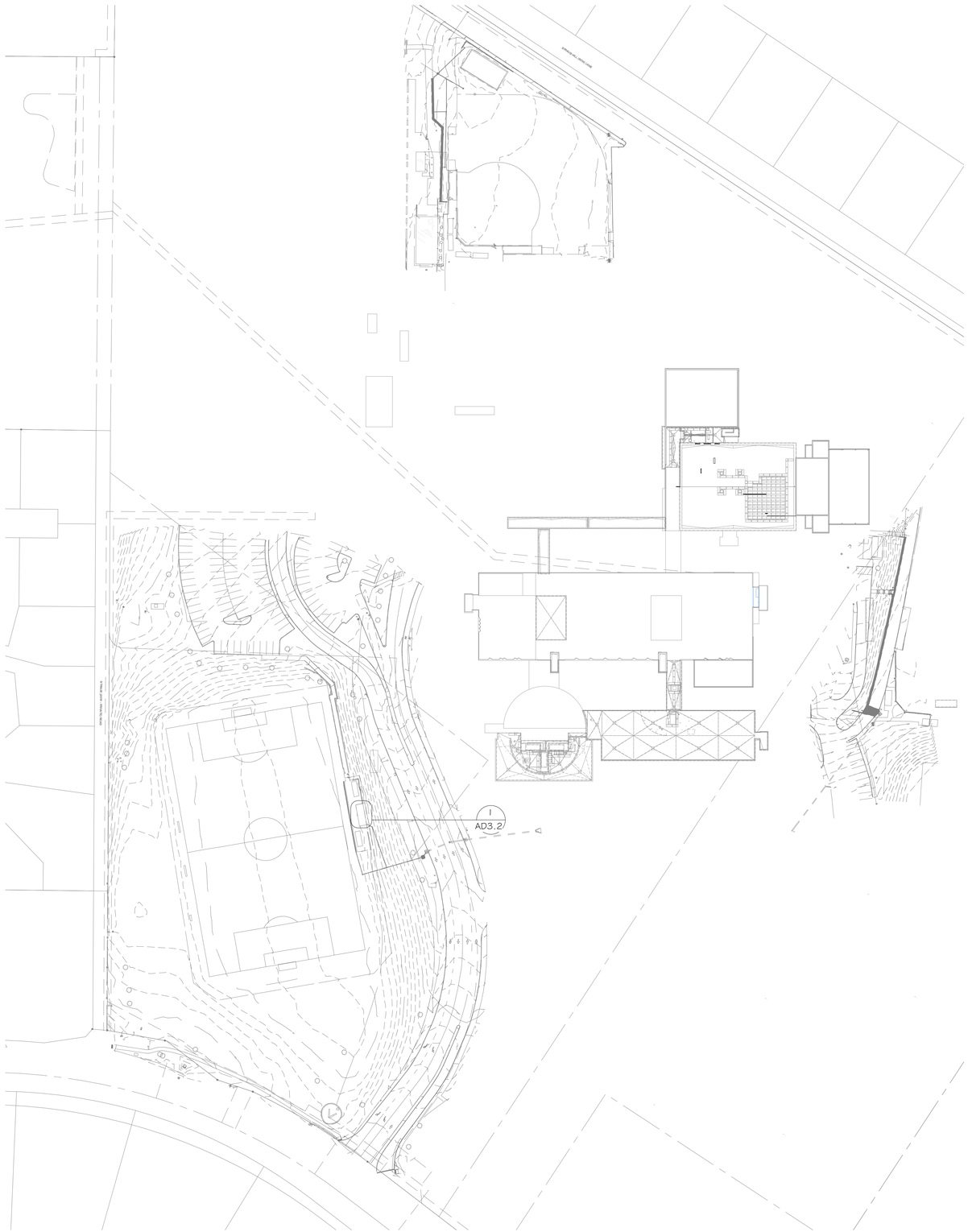


N

1 AD1.0 DEMO SITE PLAN
1" = 80'-0"

SCALE: 3" = 1'-0" 0 0.25' 0.5' 1'

SCALE: 1 1/2" = 1'-0" 0 0.5' 1' 2'

SCALE: 1" = 1'-0" 0 0.5' 1' 2'

SCALE: 3/4" = 1'-0" 0 1' 2' 3'

SCALE: 1/2" = 1'-0" 0 2' 4'

SCALE: 1/4" = 1'-0" 0 2' 4' 8'

SCALE: 1/8" = 1'-0" 0 4' 8' 16'

SCALE: 1/16" = 1'-0" 0 8' 16' 32'

10/28/2026 11:05:38 AM


bond architects
222 SOUTH CENTRAL AVE.
SUITE# 501
ST. LOUIS, MO 63105
TEL: 314.863.4994
FAX: 314.863.4996
www.bondarchitectsinc.com
Bond Architects, Inc.
Missouri State Certificate of Authority # 2009027409

**Cole & Associates, Inc.**
Civil Engineer
Consultant Project #26-0064
Certificate of Authority #001165
401 S. 18th St., Suite 200
St. Louis, MO 63103
314.984.9887 tel

**CASE Engineering, Inc.**
Structural Engineer
Consultant Project BDA-MO-06-26
Certificate of Authority #001498
796 Merus Ct.
Fenton, MO 63026
636.349.1600 tel

**RTM Engineering Consultants**
MEP Engineer
Consultant Project #26.B00203.2171
Certificate of Authority #2002028690
3701 S. Lindbergh Blvd.
St. Louis, MO 63127
314.725.5889 tel

**PINCHIN, LLC**
Hazardous Materials Consultant
Consultant Project #R262.00457.006
2 Cityplace Drive, Suite 195
St. Louis, MO 63141
314.230.0182 tel


West High School
14653 Clayton Rd., Ballwin, MO 63011
Parkway PN #542501B
Building Renovation & Site Improvements

Parkway School District
363 N. Woods Mill Rd., Chesterfield, MO 63017
314.415.8231 tel

Project No: 26022

Revisions

| No. | Description | Date |
|---|---|---|
| | | |
| | | |
| | | |
| | | |
| | | |
| | | |
| | | |


This drawing and the details on it are the sole property of the architect and may be used for this specific project only. It shall not be loaned, copied or reproduced, in whole or in part, or for any other purpose or project without the written consent of the Architect. Copyright © 2026 by Bond Architects, Inc.


STATE OF MISSOURI
MICHELLE R. WELLS
NUMBER A-2021031961
ARCHITECT
11/5/26

The Professional Architects seal affixed to this sheet applies only to the material and items shown on this sheet. All drawings, instruments or other documents not exhibiting this seal shall not be considered prepared by this architect, and this architect expressly disclaims any and all responsibility for such plan, drawings or documents not exhibiting this seal.

DATE: 11.05.2026

BID / PERMIT SET

# DEMO SITE PLAN

AD1.0

SCALE: 3" = 1'-0"
SCALE: 1 1/2" = 1'-0"
SCALE: 1" = 1'-0"
SCALE: 3/4" = 1'-0"
SCALE: 1/2" = 1'-0"
SCALE: 1/4" = 1'-0"
SCALE: 1/8" = 1'-0"
SCALE: 1/16" = 1'-0"

10/28/2026 11:05:39 AM

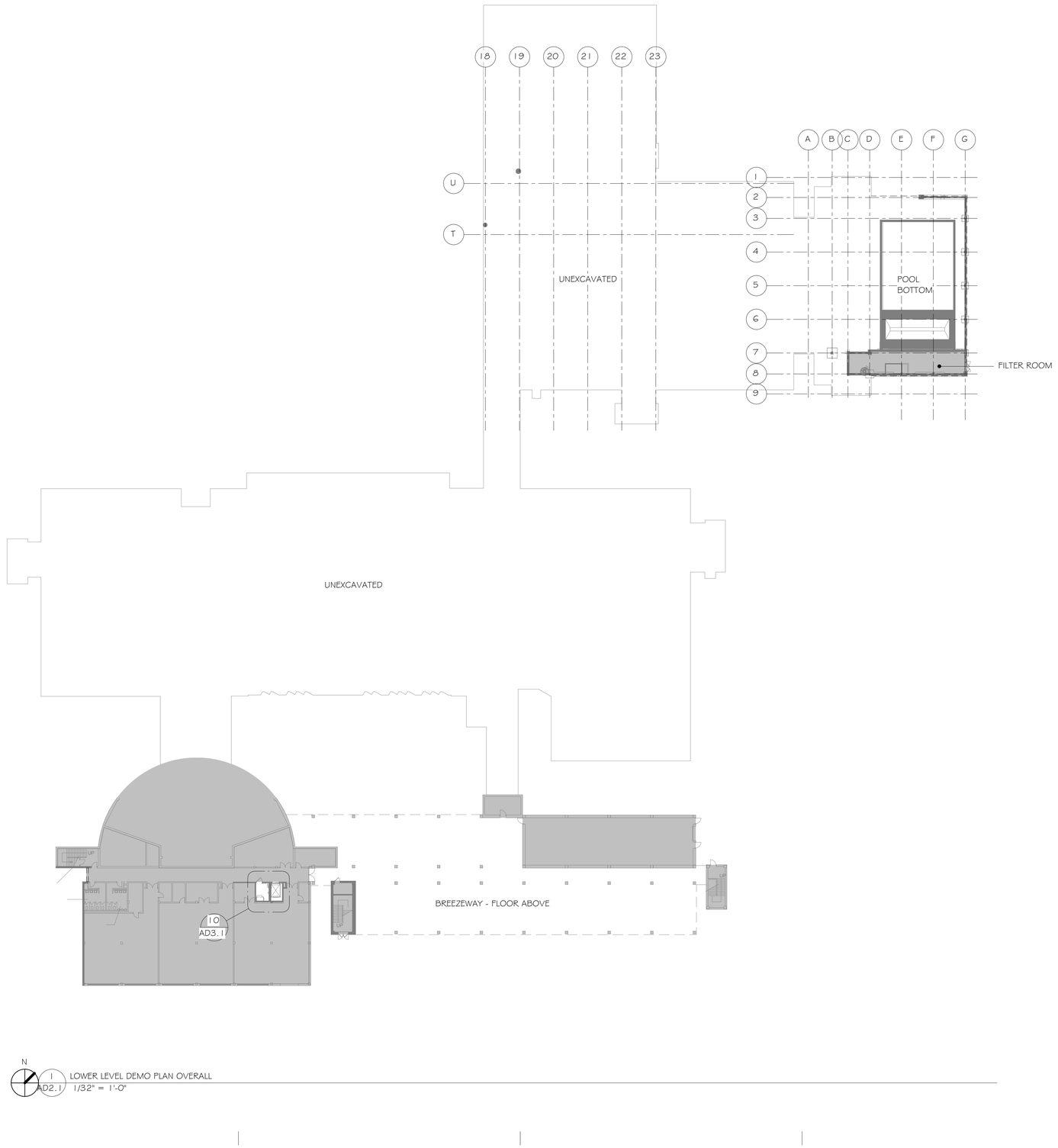


N

1 / AD2.1 LOWER LEVEL DEMO PLAN OVERALL
1/32" = 1'-0"

SCOPE LEGEND

NO ARCHITECTURAL WORK IN THIS AREA FOR WORK DESCRIBED ON THIS PAGE. WORK MAY BE INCLUDED IN THESE AREAS ON OTHER SHEETS.

| KEYNOTE LEGEND | |
|---|---|
| KEY VALUE | KEYNOTE TEXT |


**bond architects**
222 SOUTH CENTRAL AVE.
SUITE# 501
ST. LOUIS, MO 63105
TEL: 314.863.4994
FAX: 314.863.4996
www.bondarchitectsinc.com
Bond Architects, Inc.
Missouri State Certificate of Authority # 2009027409

**Cole & Associates, Inc.**
Civil Engineer
Consultant Project #26-0064
Certificate of Authority #001165
401 S. 18th St., Suite 200
St. Louis, MO 63103
314.984.9887 tel

**CASE Engineering, Inc.**
Structural Engineer
Consultant Project BDA-MO-06-26
Certificate of Authority #001498
796 Merus Ct.
Fenton, MO 63026
636.349.1600 tel

**RTM Engineering Consultants**
MEP Engineer
Consultant Project #26.B00203.2171
Certificate of Authority #2002028690
3701 S. Lindbergh Blvd.
St. Louis, MO 63127
314.725.5889 tel

**PINCHIN, LLC**
Hazardous Materials Consultant
Consultant Project #R262.00457.006
2 Cityplace Drive, Suite 195
St. Louis, MO 63141
314.230.0182 tel


West High School
14653 Clayton Rd., Ballwin, MO 63011
Parkway PN #542501B
Building Renovation & Site Improvements

Parkway School District
363 N. Woods Mill Rd., Chesterfield, MO 63017
314.415.8231 tel

Project No: 26022

Revisions

| No. | Description | Date |
|---|---|---|
| | | |
| | | |
| | | |
| | | |
| | | |
| | | |


This drawing and the details on it are the sole property of the architect and may be used for this specific project only. It shall not be loaned, copied or reproduced, in whole or in part, or for any other purpose or project without the written consent of the Architect.
Copyright © 2026 by Bond Architects, Inc.


STATE OF MISSOURI
MICHELLE R. WELLS
NUMBER A-2021031961
ARCHITECT
11/5/26

The Professional Architects seal affixed to this sheet applies only to the material and items shown on this sheet. All drawings, instruments or other documents not exhibiting this seal shall not be considered prepared by this architect, and this architect expressly disclaims any and all responsibility for such plan, drawings or documents not exhibiting this seal.

DATE: 11.05.2026

BID / PERMIT SET

# LOWER LEVEL DEMO PLAN OVERALL

AD2.1

SCOPE LEGEND

NO ARCHITECTURAL WORK IN THIS AREA FOR WORK DESCRIBED ON THIS PAGE. WORK MAY BE INCLUDED IN THESE AREAS ON OTHER SHEETS.

| KEYNOTE LEGEND | |
|---|---|
| KEY VALUE | KEYNOTE TEXT |

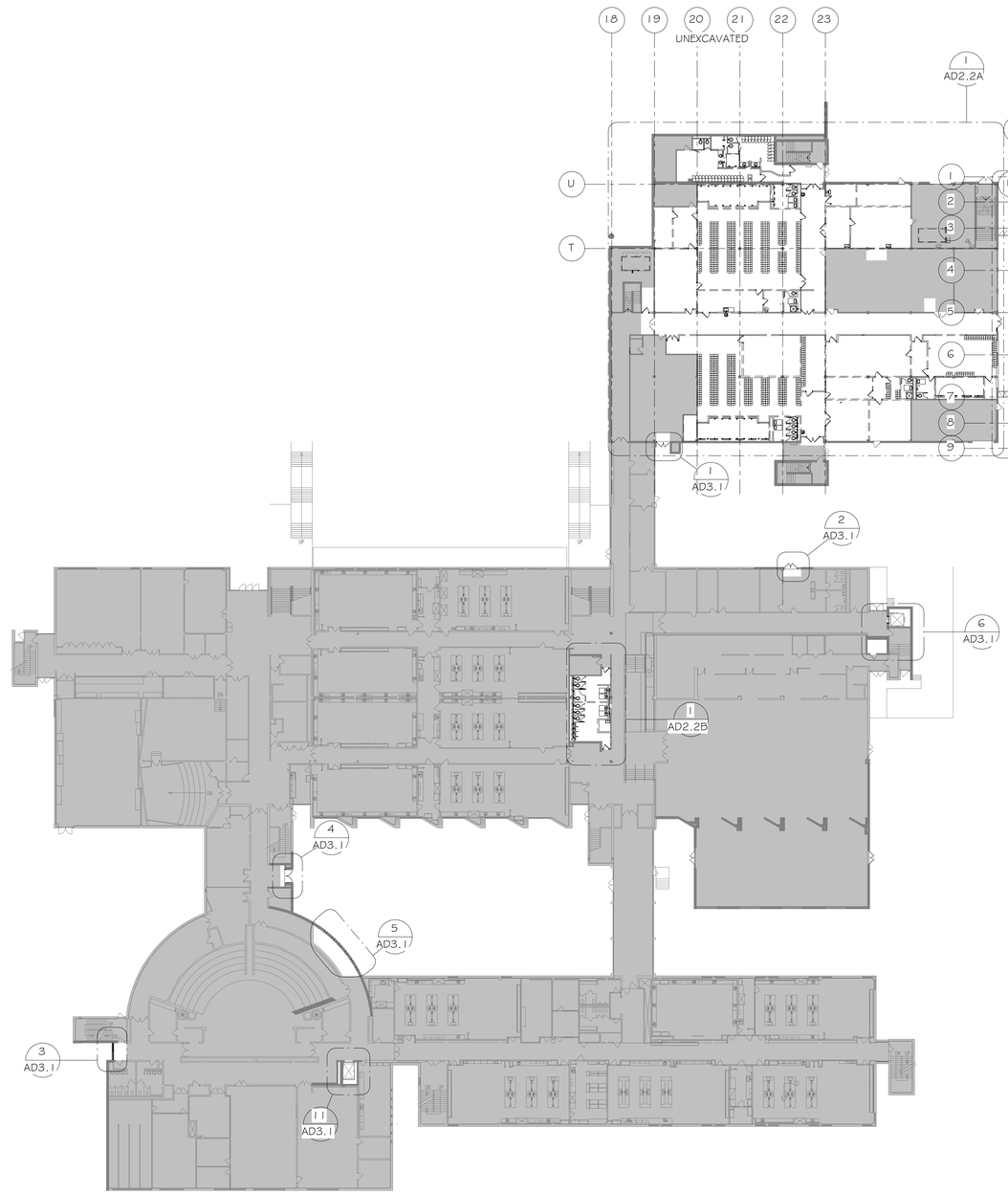


N

1 AD2.2 FIRST FLOOR DEMO PLAN OVERALL
1/32" = 1'-0"

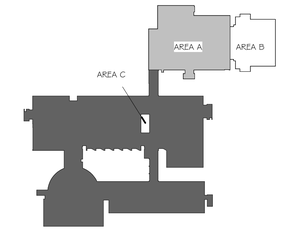


N

KEY PLAN LEVEL 1
NOT TO SCALE

SCALE: 3" = 1'-0" 0 0.25' 0.5' 1'
SCALE: 1 1/2" = 1'-0" 0 0.5' 1' 2'
SCALE: 1" = 1'-0" 0 0.5' 1' 2'
SCALE: 3/4" = 1'-0" 0 1' 2' 3'
SCALE: 1/2" = 1'-0" 0 1' 2' 4'
SCALE: 1/4" = 1'-0" 0 2' 4' 8'
SCALE: 1/8" = 1'-0" 0 4' 8' 16'
SCALE: 1/16" = 1'-0" 0 8' 16' 32'

10/28/2026 11:05:42 AM


bond architects
222 SOUTH CENTRAL AVE.
SUITE# 501
ST. LOUIS, MO 63105
TEL: 314.863.4994
FAX: 314.863.4996
www.bondarchitectsinc.com
Bond Architects, Inc.
Missouri State Certificate of Authority # 2009027409

**Cole & Associates, Inc.**
Civil Engineer
Consultant Project #26-0064
Certificate of Authority #001165
401 S. 18th St., Suite 200
St. Louis, MO 63103
314.984.9887 tel

**CASE Engineering, Inc.**
Structural Engineer
Consultant Project BDA-MO-06-26
Certificate of Authority #001498
796 Merus Ct.
Fenton, MO 63026
636.349.1600 tel

**RTM Engineering Consultants**
MEP Engineer
Consultant Project #26.B00203.2171
Certificate of Authority #2002028690
3701 S. Lindbergh Blvd.
St. Louis, MO 63127
314.725.5889 tel

**PINCHIN, LLC**
Hazardous Materials Consultant
Consultant Project #R262.00457.006
2 Cityplace Drive, Suite 195
St. Louis, MO 63141
314.230.0182 tel


West High School
14653 Clayton Rd., Ballwin, MO 63011
Parkway PN #542501B
Building Renovation & Site Improvements

Parkway School District
363 N. Woods Mill Rd., Chesterfield, MO 63017
314.415.8231 tel

Project No: 26022

Revisions

| No. | Description | Date |
|---|---|---|
| | | |


This drawing and the details on it are the sole property of the architect and may be used for this specific project only. It shall not be loaned, copied or reproduced, in whole or in part, or for any other purpose or project without the written consent of the Architect.
Copyright © 2026 by Bond Architects, Inc.


STATE OF MISSOURI
MICHELLE R. WELLS
NUMBER A-2021031961
ARCHITECT
11/5/26

The Professional Architects seal affixed to this sheet applies only to the material and items shown on this sheet. All drawings, instruments or other documents not exhibiting this seal shall not be considered prepared by this architect, and this architect expressly disclaims any and all responsibility for such plan, drawings or documents not exhibiting this seal.

DATE: 11.05.2026

BID / PERMIT SET

# FIRST FLOOR DEMO PLAN OVERALL

AD2.2

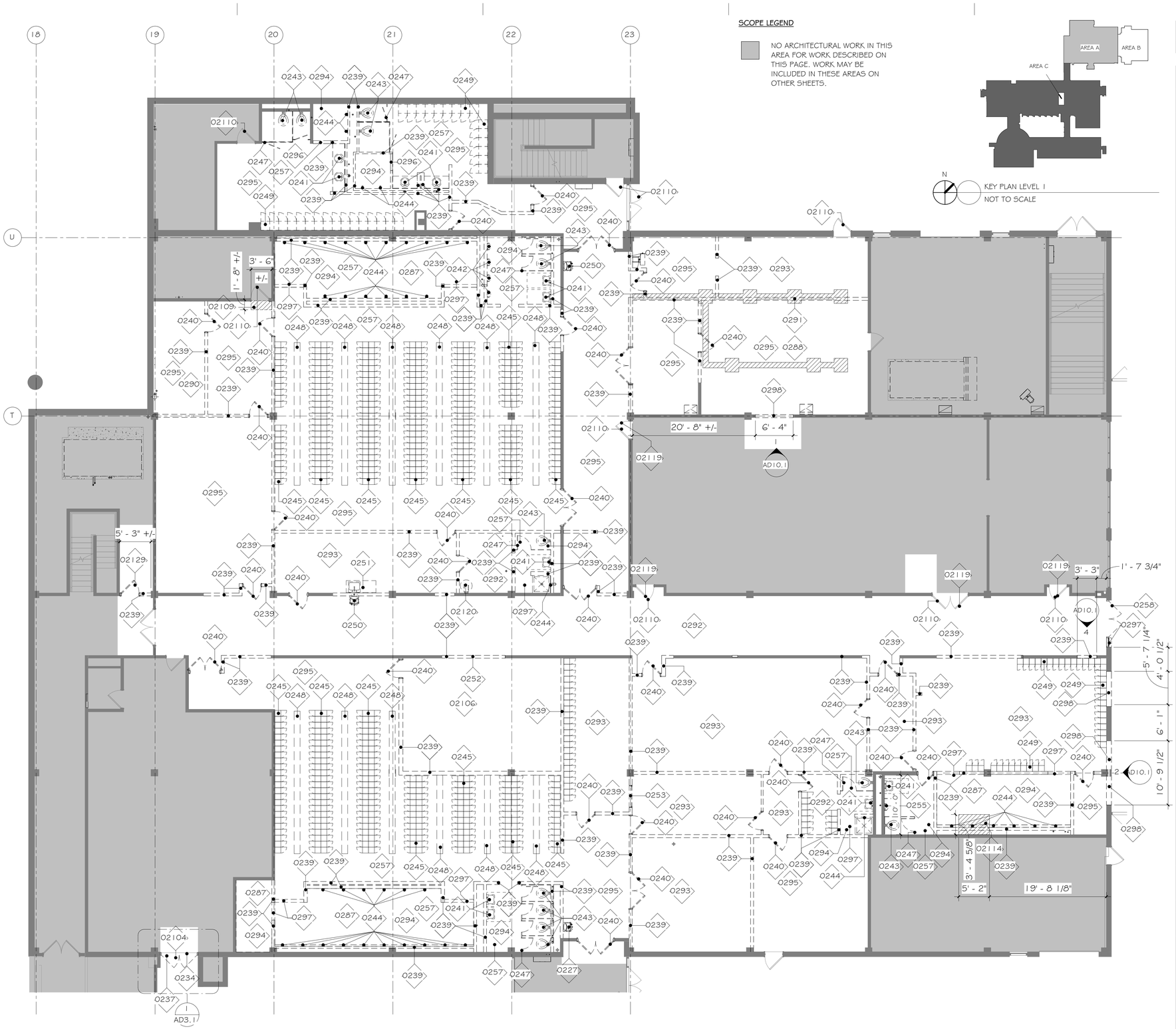


N

1 / AD2.2A FIRST FLOOR DEMO PLAN - AREA A

1/8" = 1'-0" REF: 1 /AD2.2

SCOPE LEGEND

NO ARCHITECTURAL WORK IN THIS AREA FOR WORK DESCRIBED ON THIS PAGE. WORK MAY BE INCLUDED IN THESE AREAS ON OTHER SHEETS.




N

KEY PLAN LEVEL 1

NOT TO SCALE

| KEYNOTE LEGEND | |
|---|---|
| KEY VALUE | KEYNOTE TEXT |
| 0227 | REMOVE DRINKING FOUNTAIN, SEE PLUMBING DRAWINGS |
| 0234 | REMOVE DOOR, FRAME AND ALL ASSOCIATED HARDWARE. TURN HARDWARE OVER TO OWNER. |
| 0237 | REMOVE LOUVER IN ITS ENTIRETY. SALVAGE LOUVER AND RETURN TO OWNER. |
| 0239 | REMOVE WALL TO THE EXTENTS SHOWN, TO UNDERSIDE OF STRUCTURE. PATCH & REPAIR CONCRETE SLAB FOR INSTALLATION OF NEW FINISHES |
| 0240 | REMOVE DOOR, FRAME, AND ALL ASSOCIATED HARDWARE. SALVAGE & RETURN ALL HARDWARE TO OWNER |
| 0241 | REMOVE SINK AND ALL ASSOCIATED PIPES AND DRAINS AS REQUIRED, SEE PLUMBING DRAWINGS |
| 0242 | REMOVE URINAL, PLUMBING FIXTURES, AND ALL ASSOCIATED PIPES AND DRAINS AS REQUIRED, SEE PLUMBING DRAWINGS |
| 0243 | REMOVE TOILET AND ALL ASSOCIATED PIPES AND DRAINS AS REQUIRED, SEE PLUMBING DRAWINGS |
| 0244 | REMOVE SHOWER HEAD, CONTROLS, AND ALL ASSOCIATED PIPES AND DRAINS AS REQUIRED, SEE PLUMBING DRAWINGS |
| 0245 | REMOVE LOCKERS & CONCRETE BASE. SALVAGE LOCKERS & RETURN TO OWNER. |
| 0247 | REMOVE ALL TOILET & URINAL PARTITIONS. PATCH & REPAIR CONCRETE SLAB & PREP FOR NEW FINISHES |
| 0248 | REMOVE BENCHES AND ASSOCIATED HARDWARE. PATCH & REPAIR CONCRETE SLAB. PREP FOR INSTALLATION OF NEW FINISHES |
| 0249 | REMOVE LOCKERS. SALVAGE & RETURN TO OWNER |
| 0250 | REMOVE EXISTING DRINKING FOUNTAIN, PIPES, DRAINS, & ALL ASSOCIATED HARDWARE. SEE PLUMBING SHEETS |
| 0251 | REMOVE CASEWORK & COUNTER TOPS. REMOVE SINK, DRAINS, PIPES, AND ALL ASSOCIATED HARDWARE. SEE PLUMBING SHEETS |
| 0252 | REMOVE & SALVAGE WALL MOUNTED MIRRORS. RETURN TO OWNER |
| 0253 | REMOVE WINDOW FRAME & ALL ASSOCIATED HARDWARE |
| 0255 | EXISTING URINAL TO REMAIN |
| 0257 | REMOVE & SALVAGE ALL RESTROOM ACCESSORIES. RETURN TO OWNER |
| 0258 | REMOVE DOORS, FRAME, SIDELITES, AND ALL ASSOCIATED HARDWARE. SALVAGE HARDWARE & RETURN TO OWNER |
| 0287 | REMOVE EXISTING GROUT BED & MORTAR IN SHOWER ROOM. REMOVE ALL CURBS & GUTTERS DOWN TO CONCRETE SLAB. PATCH, REPAIR & PREP SLAB TO RECEIVE NEW FINISHES |
| 0288 | REMOVE ALL EXISTING FENCING, GATES, DOORS, AND PARTITIONS |
| 0290 | REMOVE & SALVAGE COMMERCIAL LAUNDRY MACHINES. RETURN TO OWNER |
| 0291 | DEMO EXISTING SLAB FOR INSTALLATION OF NEW ELECTRICAL WORK. SEE ELECTRICAL SHEETS |
| 0292 | REMOVE VCT TILE & WALL BASE. PREP FOR NEW FLOORING. COORDINATE WITH FINISH SHEETS |
| 0293 | REMOVE ALL CARPET & WALL BASE. PREP FOR NEW FLOORING. COORDINATE WITH FINISH SHEETS |
| 0294 | REMOVE ALL TILE FLOORING & WALL BASE. PREP FOR NEW FLOORING. COORDINATE WITH FINISH SHEETS |
| 0295 | REMOVE ALL WALL BASE. PREP EXISTING CONCRETE FOR NEW FLOORING. COORDINATE WITH FINISH SHEETS |
| 0296 | REMOVE FLOORING TRANSITION THRESHOLD |
| 0297 | REMOVE EXISTING CURB, DOWN TO CONCRETE SLAB. PATCH, REPAIR, & PREP SLAB TO RECEIVE NEW FINISHES |
| 0298 | REMOVE PORTION OF WALL TO EXTENTS SHOWN. PATCH & REPAIR CONCRETE SLAB FOR INSTALLATION OF NEW FINISHES |
| 02104 | SEE MECHANICAL SHEETS FOR DUCT SCOPE |
| 02106 | REMOVE DANCE FLOOR IN ITS ENTIRETY. PREP FOR NEW FLOORING. COORDINATE WITH FINISH SHEETS |
| 02109 | CONCRETE RAMP TO BE REMOVED. PATCH, REPAIR, & PREP SLAB TO RECEIVE NEW FLOORING. COORDINATE WITH FINISH SHEETS |
| 02110 | EXISTING DOOR TO REMAIN |
| 02114 | AT HATCHED AREA, DEMO SLAB FOR INSTALLATION OF NEW CURB-LESS SHOWER, COORDINATE WITH STRUCTURAL & PLUMBING SHEETS |
| 02119 | EXISTING DOOR WITH CUSTOM VINYL WRAP TO REMAIN. PROTECT DURING ALL PHASES OF CONSTRUCTION. |
| 02120 | REMOVE & SALVAGE EXISTING WATER HEATER. RETURN TO OWNER. SEE PLUMBING SHEETS |
| 02129 | REMOVE & SALVAGE EXISTING DOOR, FRAME, & HARDWARE. STORE FOR REINSTALLATION |


bond architects
222 SOUTH CENTRAL AVE.
SUITE# 501
ST. LOUIS, MO 63105
TEL: 314.863.4994
FAX: 314.863.4996
www.bondarchitectsinc.com
Bond Architects, Inc.
Missouri State Certificate of Authority # 2009027409

**Cole & Associates, Inc.**
Civil Engineer
Consultant Project #26-0084
Certificate of Authority #001165
401 S. 18th St., Suite 200
St. Louis, MO 63103
314.984.9887 tel

**CASE Engineering, Inc.**
Structural Engineer
Consultant Project BDA-MO-06-26
Certificate of Authority #001498
796 Merus Ct.
Fenton, MO 63026
636.349.1600 tel

**RTM Engineering Consultants**
MEP Engineer
Consultant Project #26.B00203.2171
Certificate of Authority #2002028690
3701 S. Lindbergh Blvd.
St. Louis, MO 63127
314.725.5889 tel

**PINCHIN, LLC**
Hazardous Materials Consultant
Consultant Project #R262.00457.006
2 Cityplace Drive, Suite 195
St. Louis, MO 63141
314.230.0182 tel


West High School
14653 Clayton Rd., Ballwin, MO 63011
Parkway PN #542501B
Building Renovation & Site Improvements

Parkway School District
363 N. Woods Mill Rd., Chesterfield, MO 63017
314.415.8231 tel

Project No: 26022

Revisions

| No. | Description | Date |
|---|---|---|
| | | |


This drawing and the details on it are the sole property of the architect and may be used for this specific project only. It shall not be loaned, copied or reproduced, in whole or in part, or for any other purpose or project without the written consent of the Architect.
Copyright © 2026 by Bond Architects, Inc.


STATE OF MISSOURI
MICHELLE R. WELLS
NUMBER A-2021031961
ARCHITECT
11/5/26

The Professional Architects seal affixed to this sheet applies only to the material and items shown on this sheet. All drawings, instruments or other documents not exhibiting this seal shall not be considered prepared by this architect, and this architect expressly disclaims any and all responsibility for such plan, drawings or documents not exhibiting this seal.

DATE: 11.05.2026

BID / PERMIT SET

FIRST FLOOR DEMO PLAN - AREA A

AD2.2A

10/28/2026 11:05:44 AM

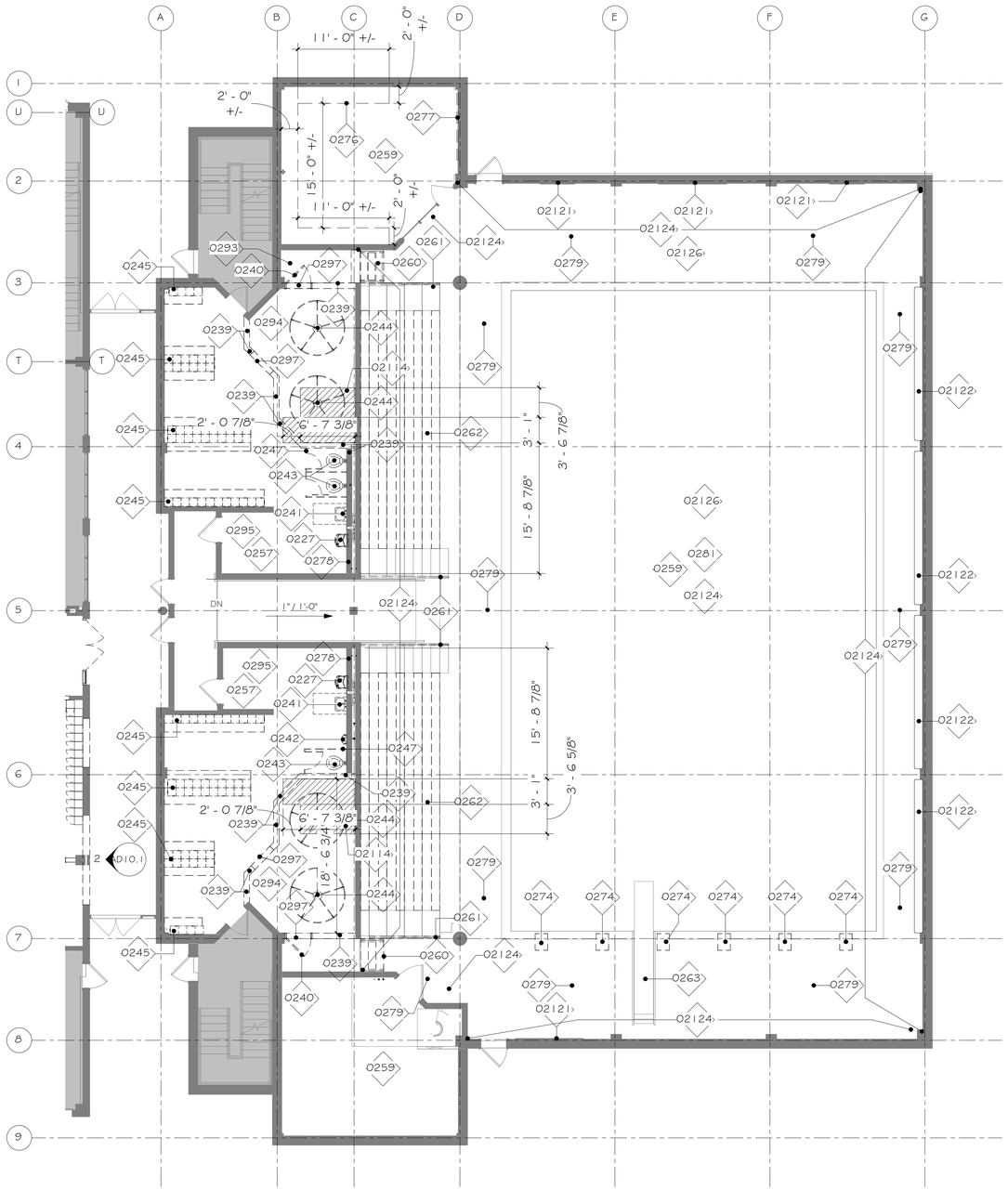


N
2 AD2.2B FIRST FLOOR DEMO PLAN - AREA B
1/8" = 1'-0" REF: 1/AD2.2

SCOPE LEGEND

NO ARCHITECTURAL WORK IN THIS AREA FOR WORK DESCRIBED ON THIS PAGE. WORK MAY BE INCLUDED IN THESE AREAS ON OTHER SHEETS.

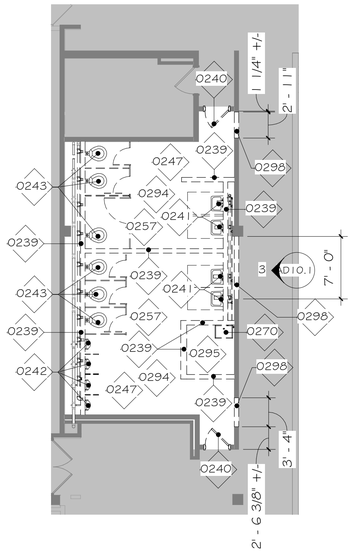


N
1 AD2.2B ENLARGED DEMO PLAN - RESTROOM 1213 & 1215
1/8" = 1'-0" REF: 1/AD2.2

| KEYNOTE LEGEND | |
|---|---|
| KEY VALUE | KEYNOTE TEXT |
| 0227 | REMOVE DRINKING FOUNTAIN, SEE PLUMBING DRAWINGS |
| 0239 | REMOVE WALL TO THE EXTENTS SHOWN, TO UNDERSIDE OF STRUCTURE. PATCH & REPAIR CONCRETE SLAB FOR INSTALLATION OF NEW FINISHES |
| 0240 | REMOVE DOOR, FRAME, AND ALL ASSOCIATED HARDWARE. SALVAGE & RETURN ALL HARDWARE TO OWNER |
| 0241 | REMOVE SINK AND ALL ASSOCIATED PIPES AND DRAINS AS REQUIRED, SEE PLUMBING DRAWINGS |
| 0242 | REMOVE URINAL, PLUMBING FIXTURES, AND ALL ASSOCIATED PIPES AND DRAINS AS REQUIRED, SEE PLUMBING DRAWINGS |
| 0243 | REMOVE TOILET AND ALL ASSOCIATED PIPES AND DRAINS AS REQUIRED, SEE PLUMBING DRAWINGS |
| 0244 | REMOVE SHOWER HEAD, CONTROLS, AND ALL ASSOCIATED PIPES AND DRAINS AS REQUIRED, SEE PLUMBING DRAWINGS |
| 0245 | REMOVE LOCKERS & CONCRETE BASE. SALVAGE LOCKERS & RETURN TO OWNER. |
| 0247 | REMOVE ALL TOILET & URINAL PARTITIONS. PATCH & REPAIR CONCRETE SLAB & PREP FOR NEW FINISHES |
| 0257 | REMOVE & SALVAGE ALL RESTROOM ACCESSORIES. RETURN TO OWNER |
| 0259 | REMOVE ALL FLOORING FINISHES & WALL BASE. PREP FOR NEW FLOORING. COORDINATE WITH FINISH SHEETS |
| 0260 | REMOVE STAIR & HAND RAILS IN THEIR ENTIRETY. PATCH & REPAIR WALLS & PREP FOR INSTALLATION OF NEW FINISHES |
| 0261 | REMOVE EXISTING STEEL PIPE RAILING. PATCH, REPAIR, & PREP CONCRETE SLAB/SEATING FOR INSTALLATION OF NEW FINISHES. SEE NEW FINISH SHEETS |
| 0262 | REMOVE EXISTING BLEACHER/BENCH SEATING, HARDWARE, AND FASTENERS IN THEIR ENTIRETY. PATCH & REPAIR AS NEEDED FOR NEW INSTALLATION |
| 0263 | EXISTING DIVING BOARD & PODIUM TO REMAIN IN PLACE. PROTECT DURING ALL PHASES OF CONSTRUCTION |
| 0270 | REMOVE MOP SINK AND ALL ASSOCIATED PIPES AND DRAINS AS REQUIRED, SEE PLUMBING DRAWINGS |
| 0274 | REMOVE EXISTING DIVING BLOCKS IN THEIR ENTIRETY. PENETRATION TO REMAIN AND BE ALTERED AS NEEDED FOR SURFACE-MOUNTED INSTALLATION OF NEW STARTING BLOCK |
| 0276 | REMOVE EXIST CASEWORK IN ITS ENTIRETY |
| 0277 | REMOVE EXIST WHITEBOARD IN ITS ENTIRETY |
| 0278 | REMOVE WALL TILE AND PREP WALL FOR NEW FINISHES |
| 0279 | EXISTING FLOOR DRAIN TO REMAIN. PROTECT DRAIN DURING ALL PHASES OF CONSTRUCTION |
| 0281 | PATCH & REPAIR CONCRETE SLAB AS NEEDED. PREP FOR NEW FINISHES |
| 0293 | REMOVE ALL CARPET & WALL BASE. PREP FOR NEW FLOORING. COORDINATE WITH FINISH SHEETS |
| 0294 | REMOVE ALL TILE FLOORING & WALL BASE. PREP FOR NEW FLOORING. COORDINATE WITH FINISH SHEETS |
| 0295 | REMOVE ALL WALL BASE. PREP EXISTING CONCRETE FOR NEW FLOORING. COORDINATE WITH FINISH SHEETS |
| 0297 | REMOVE EXISTING CURB, DOWN TO CONCRETE SLAB. PATCH, REPAIR, & PREP SLAB TO RECEIVE NEW FINISHES |
| 0298 | REMOVE PORTION OF WALL TO EXTENTS SHOWN. PATCH & REPAIR CONCRETE SLAB FOR INSTALLATION OF NEW FINISHES |
| 02114 | AT HATCHED AREA, DEMO SLAB FOR INSTALLATION OF NEW CURB-LESS SHOWER, COORDINATE WITH STRUCTURAL & PLUMBING SHEETS |
| 02121 | EXISTING WHITEBOARD TO REMAIN. PROTECT DURING ALL PHASES OF CONSTRUCTION |
| 02122 | REMOVE & SALVAGE EXISTING BENCHES FOR REINSTALLATION. PROTECT DURING ALL PHASES OF CONSTRUCTION |
| 02124 | CONTRACTOR TO SALVAGE AND STORE ALL EXISTING FLAGS, BANNERS, WHITEBOARDS, AND WALL HANGINGS. COORDINATE NEW INSTALLATION WITH ARCHITECT AND OWNER |
| 02126 | REMOVE DAMAGED/BROKEN TILE. PREP FOR NEW TILE |

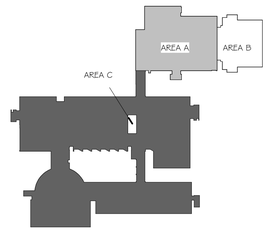


N
KEY PLAN LEVEL 1
NOT TO SCALE


bond architects
222 SOUTH CENTRAL AVE.
SUITE# 501
ST. LOUIS, MO 63105
TEL: 314.863.4994
FAX: 314.863.4996
www.bondarchitectsinc.com
Bond Architects, Inc.
Missouri State Certificate of Authority # 2009027409

**Cole & Associates, Inc.**
Civil Engineer
Consultant Project #26-0064
Certificate of Authority #001165
401 S. 18th St., Suite 200
St. Louis, MO 63103
314.984.9887 tel

**CASE Engineering, Inc.**
Structural Engineer
Consultant Project BDA-MO-06-26
Certificate of Authority #001498
798 Merus Ct.
Fenton, MO 63026
636.349.1600 tel

**RTM Engineering Consultants**
MEP Engineer
Consultant Project #26.B00203.2171
Certificate of Authority #2002028690
3701 S. Lindbergh Blvd.
St. Louis, MO 63127
314.725.5889 tel

**PINCHIN, LLC**
Hazardous Materials Consultant
Consultant Project #R262.00457.006
2 Cityplace Drive, Suite 195
St. Louis, MO 63141
314.230.0182 tel


West High School
14653 Clayton Rd., Ballwin, MO 63011
Parkway PN #542501B
Building Renovation & Site Improvements

Parkway School District
363 N. Woods Mill Rd., Chesterfield, MO 63017
314.415.8231 tel

Project No: 26022

Revisions

| No. | Description | Date |
|---|---|---|
| | | |


This drawing and the details on it are the sole property of the architect and may be used for this specific project only. It shall not be loaned, copied or reproduced, in whole or in part, or for any other purpose or project without the written consent of the Architect.
Copyright © 2026 by Bond Architects, Inc.


STATE OF MISSOURI
MICHELLE R. WELLS
NUMBER A-2021031961
ARCHITECT
11/5/26

The Professional Architects seal affixed to this sheet applies only to the material and items shown on this sheet. All drawings, instruments or other documents not exhibiting this seal shall not be considered prepared by this architect, and this architect expressly disclaims any and all responsibility for such plan, drawings or documents not exhibiting this seal.

DATE: 11.05.2026

BID / PERMIT SET

FIRST FLOOR DEMO PLAN - AREA B & C

AD2.2B

10/28/2026 11:05:47 AM

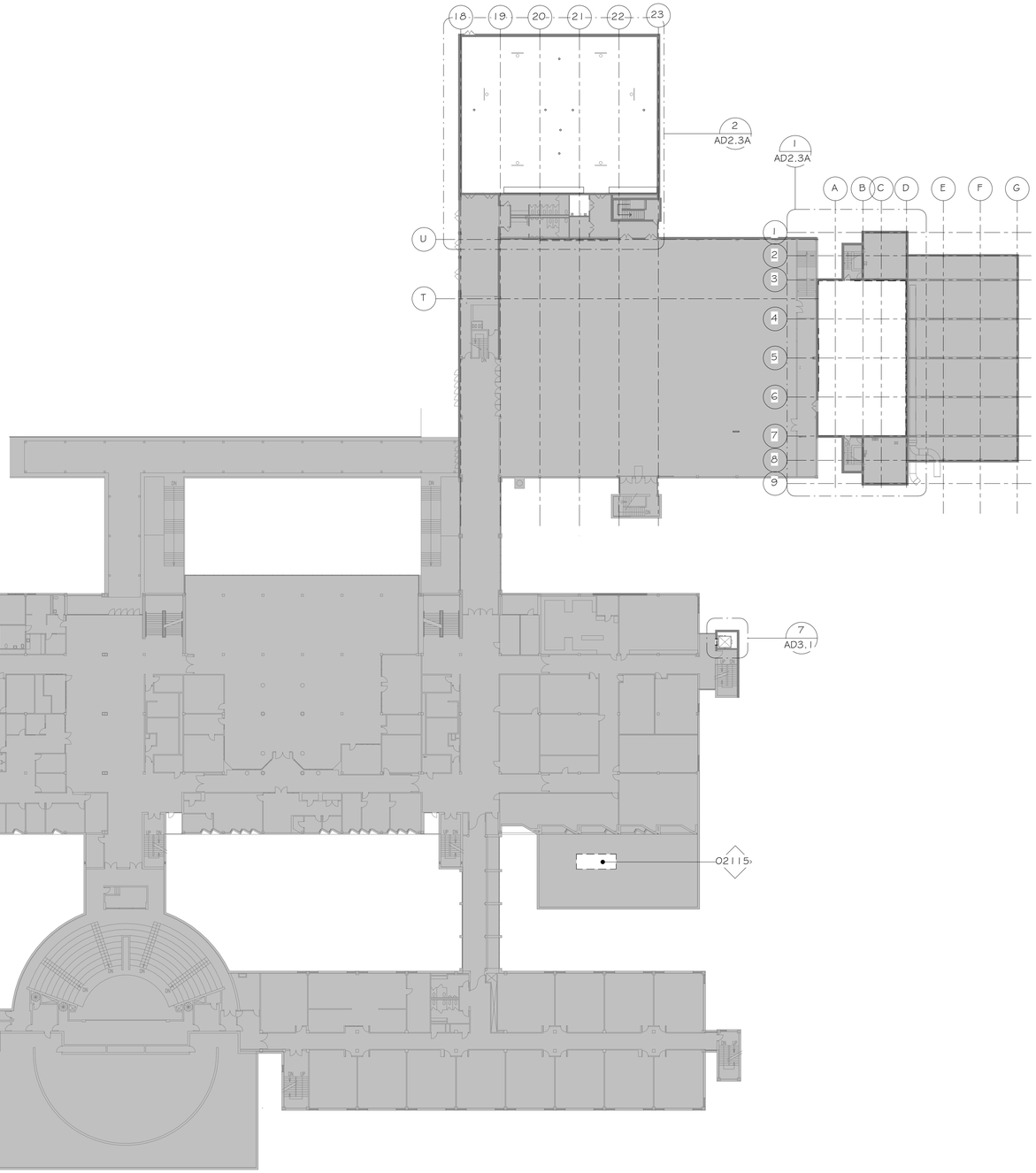


N

1 AD2.3 SECOND FLOOR DEMO PLAN OVERALL
1/32" = 1'-0"

SCOPE LEGEND

NO ARCHITECTURAL WORK IN THIS AREA FOR WORK DESCRIBED ON THIS PAGE. WORK MAY BE INCLUDED IN THESE AREAS ON OTHER SHEETS.

| KEYNOTE LEGEND | |
|---|---|
| KEY VALUE | KEYNOTE TEXT |
| 02115 | EXISTING RTU TO BE REMOVED. SEE MECHANICAL SHEETS |


**bond architects**
222 SOUTH CENTRAL AVE.
SUITE# 501
ST. LOUIS, MO 63105
TEL: 314.863.4994
FAX: 314.863.4996
www.bondarchitectsinc.com
Bond Architects, Inc.
Missouri State Certificate of Authority # 2009027409

**Cole & Associates, Inc.**
Civil Engineer
Consultant Project #26-0064
Certificate of Authority #001165
401 S. 18th St., Suite 200
St. Louis, MO 63103
314.984.9887 tel

**CASE Engineering, Inc.**
Structural Engineer
Consultant Project BDA-MO-06-26
Certificate of Authority #001498
798 Merus Ct.
Fenton, MO 63026
636.349.1600 tel

**RTM Engineering Consultants**
MEP Engineer
Consultant Project #26.B00203.2171
Certificate of Authority #2002028690
3701 S. Lindbergh Blvd.
St. Louis, MO 63127
314.725.5889 tel

**PINCHIN, LLC**
Hazardous Materials Consultant
Consultant Project #R262.00457.006
2 Cityplace Drive, Suite 195
St. Louis, MO 63141
314.230.0182 tel


West High School
14653 Clayton Rd., Ballwin, MO 63011
Parkway PN #542501B
Building Renovation & Site Improvements

Parkway School District
363 N. Woods Mill Rd., Chesterfield, MO 63017
314.415.8231 tel

Project No: 26022

Revisions

| No. | Description | Date |
|---|---|---|
| | | |
| | | |
| | | |
| | | |
| | | |
| | | |


This drawing and the details on it are the sole property of the architect and may be used for this specific project only. It shall not be loaned, copied or reproduced, in whole or in part, or for any other purpose or project without the written consent of the Architect.
Copyright © 2026 by Bond Architects, Inc.


STATE OF MISSOURI
MICHELLE R. WELLS
NUMBER A-2021031961
ARCHITECT
11/5/26

The Professional Architects seal affixed to this sheet applies only to the material and items shown on this sheet. All drawings, instruments or other documents not exhibiting this seal shall not be considered prepared by this architect, and this architect expressly disclaims any and all responsibility for such plan, drawings or documents not exhibiting this seal.

DATE: 11.05.2026

BID / PERMIT SET

# SECOND FLOOR DEMO PLAN OVERALL

# AD2.3

10/28/2026 11:05:48 AM

SCALE: 3" = 1'-0" 0 0.25" 0.5" 1"
SCALE: 1 1/2" = 1'-0" 0 0.5" 1" 2"
SCALE: 1" = 1'-0" 0 0.5" 1" 2"
SCALE: 3/4" = 1'-0" 0 1" 2" 3"
SCALE: 1/2" = 1'-0" 0 2" 4" 8"
SCALE: 1/4" = 1'-0" 0 2" 4" 8"
SCALE: 1/8" = 1'-0" 0 4" 8" 16"
SCALE: 1/16" = 1'-0" 0 8" 16" 32"

SCOPE LEGEND

NO ARCHITECTURAL WORK IN THIS AREA FOR WORK DESCRIBED ON THIS PAGE. WORK MAY BE INCLUDED IN THESE AREAS ON OTHER SHEETS.

| KEYNOTE LEGEND | |
|---|---|
| KEY VALUE | KEYNOTE TEXT |
| 0264 | REMOVE EXISTING WOOD GYM FLOORING & WALL BASE DOWN TO CONCRETE SLAB |
| 0265 | EXISTING WALL PADS TO BE REPLACED BY OWNER PRIOR TO START OF CONSTRUCTION. CONTRACTOR TO PROTECT DURING ALL PHASES OF CONSTRUCTION |
| 0292 | REMOVE VCT TILE & WALL BASE. PREP FOR NEW FLOORING. COORDINATE WITH FINISH SHEETS |
| 0299 | REMOVE MOTORIZED WOOD BLEACHERS IN THEIR ENTIRETY |
| 02101 | VOLLEYBALL SLEEVE COVER TO BE REMOVED |
| 02102 | REMOVE WALL PADS |
| 02111 | PREP & CLEAN CEILING, WALLS, STRUCTURE, DUCTWORK, AND CONDUITS FOR PAINTING. POSTERS, BANNERS, SIGNS, ETC TO BE REMOVED. SCHOOL TO EVAULATE AND INSTALL EXISTING AND NEW SIGNS UNDER SEPARATE WEST HIGH SCHOOL PROJECT |

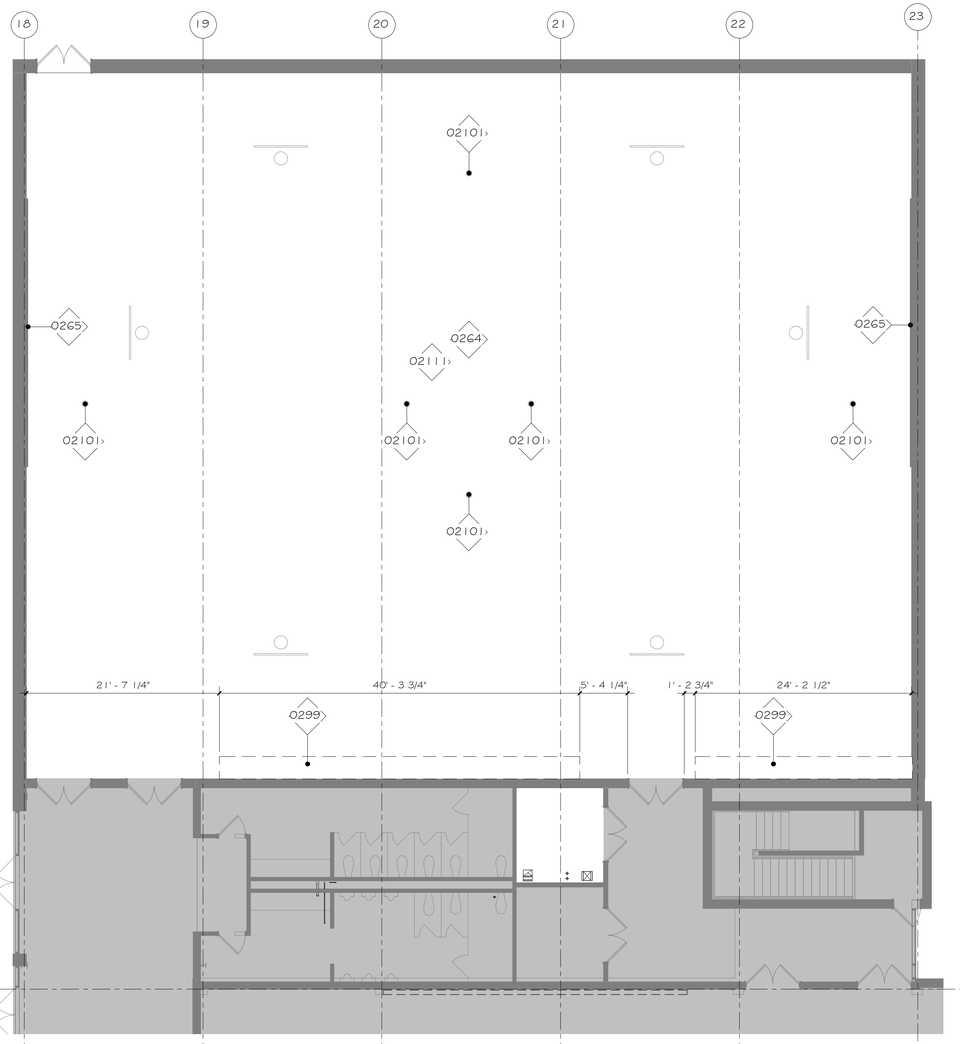


N 2 SECOND FLOOR DEMO PLAN OVERALL - AREA D
#D2.3A 1/8" = 1'-0" REF: 1 /AD2.3

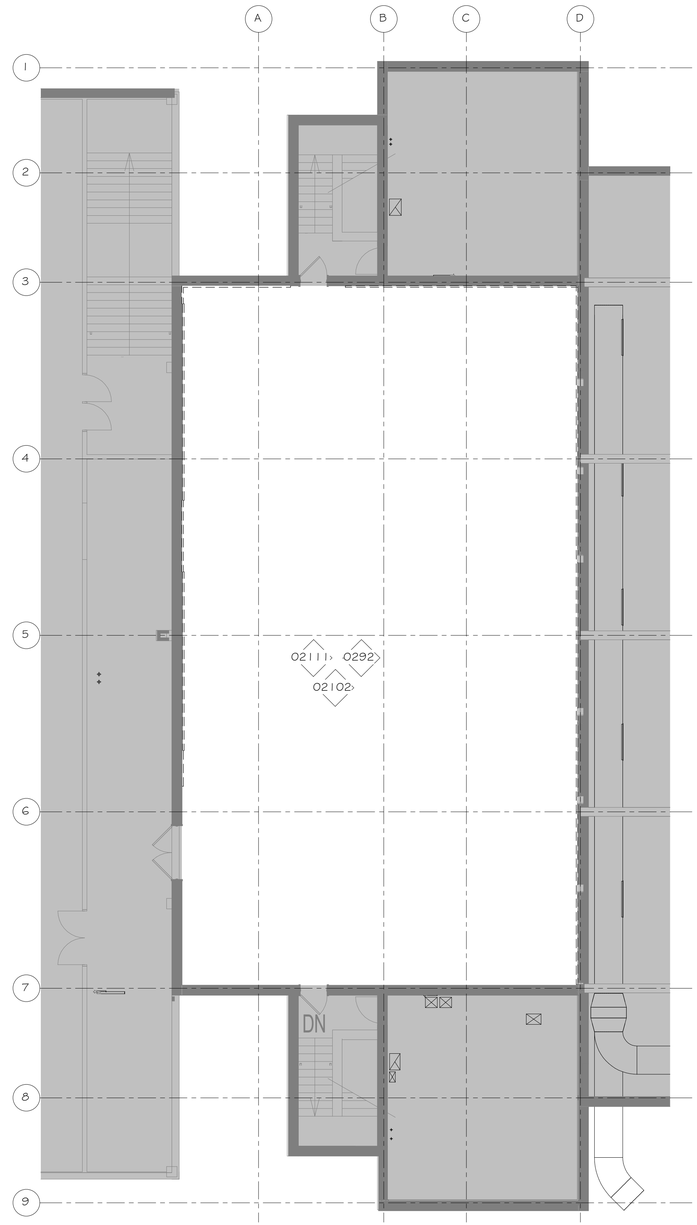


N 1 SECOND FLOOR DEMO PLAN OVERALL - AREA E - ALTERNATE
#D2.3A 1/8" = 1'-0" REF: 1 /AD2.3

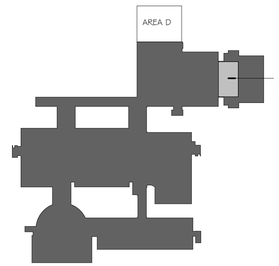


N KEY PLAN LEVEL 2
NOT TO SCALE

SCALE: 3" = 1'-0" 0 0.25" 0.5" 1"
SCALE: 1 1/2" = 1'-0" 0 0.5" 1" 2"
SCALE: 1" = 1'-0" 0 0.5" 1" 2"
SCALE: 3/4" = 1'-0" 0 1" 2" 3"
SCALE: 1/2" = 1'-0" 0 1" 2" 4"
SCALE: 1/4" = 1'-0" 0 2" 4" 8"
SCALE: 1/8" = 1'-0" 0 4" 8" 16"
SCALE: 1/16" = 1'-0" 0 8" 16" 32"

10/28/2026 11:05:49 AM


bond architects
222 SOUTH CENTRAL AVE.
SUITE# 501
ST. LOUIS, MO 63105
TEL: 314.863.4994
FAX: 314.863.4996
www.bondarchitectsinc.com
Bond Architects, Inc.
Missouri State Certificate of Authority # 2009027409

**Cole & Associates, Inc.**
Civil Engineer
Consultant Project #26-0064
Certificate of Authority #001165
401 S. 18th St., Suite 200
St. Louis, MO 63103
314.984.9887 tel

**CASE Engineering, Inc.**
Structural Engineer
Consultant Project BDA-MO-06-26
Certificate of Authority #001498
798 Merus Ct.
Fenton, MO 63026
636.349.1600 tel

**RTM Engineering Consultants**
MEP Engineer
Consultant Project #26.B00203.2171
Certificate of Authority #2002028690
3701 S. Lindbergh Blvd.
St. Louis, MO 63127
314.725.5889 tel

**PINCHIN, LLC**
Hazardous Materials Consultant
Consultant Project #R262.00457.006
2 Cityplace Drive, Suite 195
St. Louis, MO 63141
314.230.0182 tel


West High School
14653 Clayton Rd., Ballwin, MO 63011
Parkway PN #542501B
Building Renovation & Site Improvements

Parkway School District
363 N. Woods Mill Rd., Chesterfield, MO 63017
314.415.8231 tel

Project No: 26022

Revisions

| No. | Description | Date |
|---|---|---|
| | | |


This drawing and the details on it are the sole property of the architect and may be used for this specific project only. It shall not be loaned, copied or reproduced, in whole or in part, or for any other purpose or project without the written consent of the Architect. Copyright © 2026 by Bond Architects, Inc.


STATE OF MISSOURI
MICHELLE R. WELLS
NUMBER A-2021031967
ARCHITECT
11/5/26

The Professional Architects seal affixed to this sheet applies only to the material and items shown on this sheet. All drawings, instruments or other documents not exhibiting this seal shall not be considered prepared by this architect, and this architect expressly disclaims any and all responsibility for such plan, drawings or documents not exhibiting this seal.

DATE: 11.05.2026

BID / PERMIT SET

# SECOND FLOOR DEMO PLAN - AREA D & E

AD2.3A

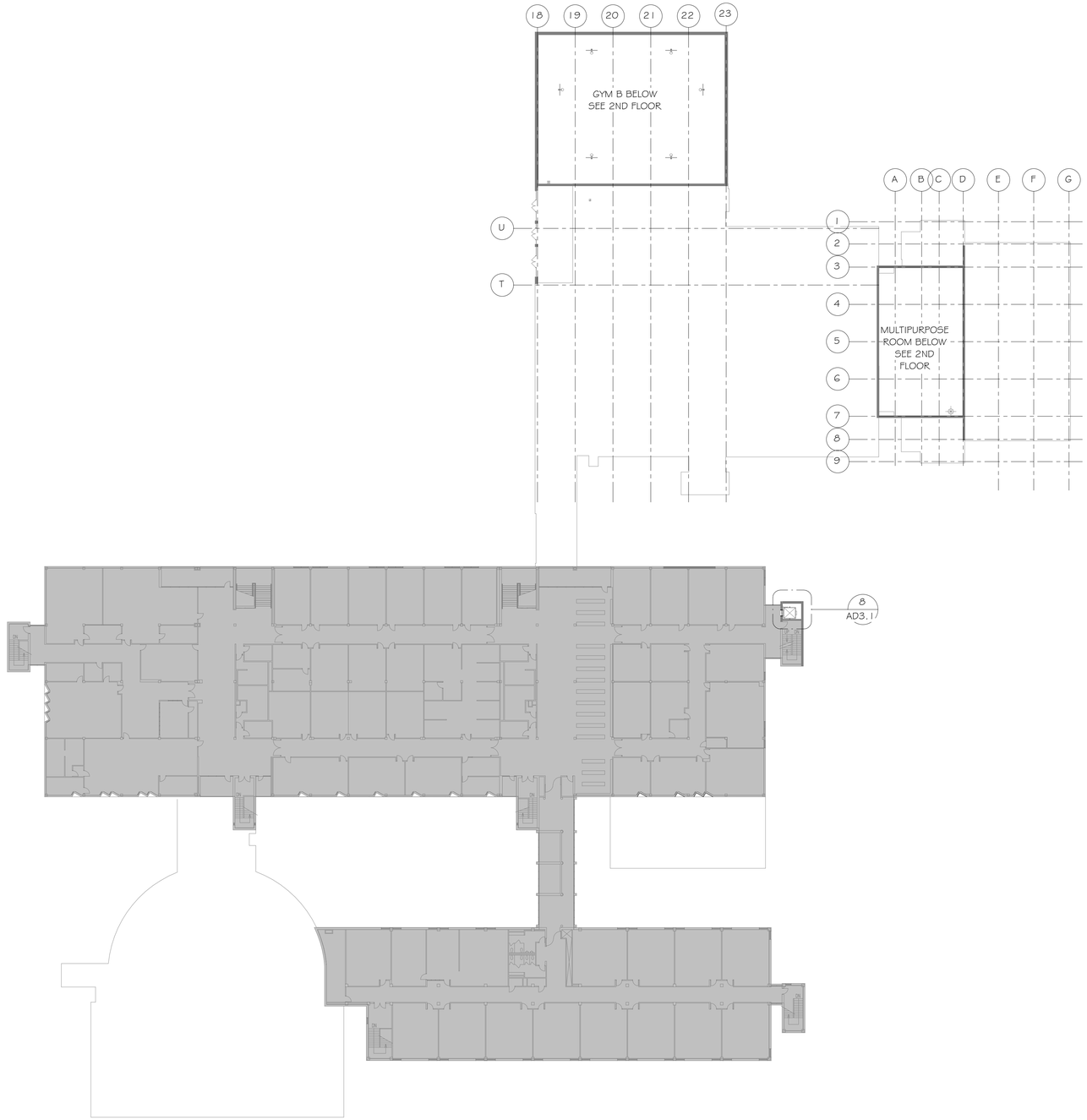


N

1 AD2.4 THIRD FLOOR DEMO PLAN OVERALL

1/32" = 1'-0"

SCOPE LEGEND

NO ARCHITECTURAL WORK IN THIS AREA FOR WORK DESCRIBED ON THIS PAGE. WORK MAY BE INCLUDED IN THESE AREAS ON OTHER SHEETS.

| KEYNOTE LEGEND | |
|---|---|
| KEY VALUE | KEYNOTE TEXT |

SCALE: 3" = 1'-0" 0 0.25' 0.5' 1'

SCALE: 1 1/2" = 1'-0" 0 0.5' 1' 2'

SCALE: 1" = 1'-0" 0 0.5' 1' 2'

SCALE: 3/4" = 1'-0" 0 1' 2' 3'

SCALE: 1/2" = 1'-0" 0 1' 2' 4'

SCALE: 1/4" = 1'-0" 0 2' 4' 8'

SCALE: 1/8" = 1'-0" 0 4' 8' 16'

SCALE: 1/16" = 1'-0" 0 8' 16' 32'

10/28/2026 11:05:49 AM


**bond architects**
222 SOUTH CENTRAL AVE.
SUITE# 501
ST. LOUIS, MO 63105
TEL: 314.863.4994
FAX: 314.863.4996
www.bondarchitectsinc.com
Bond Architects, Inc.
Missouri State Certificate of Authority # 2009027409

**Cole & Associates, Inc.**
Civil Engineer
Consultant Project #26-0064
Certificate of Authority #001165
401 S. 18th St., Suite 200
St. Louis, MO 63103
314.984.9887 tel

**CASE Engineering, Inc.**
Structural Engineer
Consultant Project BDA-MO-06-26
Certificate of Authority #001498
796 Merus Ct.
Fenton, MO 63026
636.349.1600 tel

**RTM Engineering Consultants**
MEP Engineer
Consultant Project #26.B00203.2171
Certificate of Authority #2002028690
3701 S. Lindbergh Blvd.
St. Louis, MO 63127
314.725.5889 tel

**PINCHIN, LLC**
Hazardous Materials Consultant
Consultant Project #R262.00457.006
2 Cityplace Drive, Suite 195
St. Louis, MO 63141
314.230.0182 tel


West High School
14653 Clayton Rd., Ballwin, MO 63011
Parkway PN #542501B
Building Renovation & Site Improvements

Parkway School District
363 N. Woods Mill Rd., Chesterfield, MO 63017
314.415.8231 tel

Project No: 26022

Revisions

| No. | Description | Date |
|---|---|---|
| | | |
| | | |
| | | |
| | | |
| | | |
| | | |


This drawing and the details on it are the sole property of the architect and may be used for this specific project only. It shall not be loaned, copied or reproduced, in whole or in part, or for any other purpose or project without the written consent of the Architect.
Copyright © 2026 by Bond Architects, Inc.


STATE OF MISSOURI
MICHELLE R. WELLS
NUMBER A-2021031961
ARCHITECT
11/5/26

The Professional Architects seal affixed to this sheet applies only to the material and items shown on this sheet. All drawings, instruments or other documents not exhibiting this seal shall not be considered prepared by this architect, and this architect expressly disclaims any and all responsibility for such plan, drawings or documents not exhibiting this seal.

DATE: 11.05.2026

BID / PERMIT SET

# THIRD FLOOR DEMO PLAN OVERALL

AD2.4

SCALE: 3" = 1'-0" 0 0.25' 0.5' 1'

SCALE: 1 1/2" = 1'-0" 0 0.5' 1' 2'

SCALE: 1" = 1'-0" 0 0.5' 1' 2'

SCALE: 3/4" = 1'-0" 0 1' 2' 3'

SCALE: 1/2" = 1'-0" 0 1' 2' 4'

SCALE: 1/4" = 1'-0" 0 2' 4' 8'

SCALE: 1/8" = 1'-0" 0 4' 8' 16'

SCALE: 1/16" = 1'-0" 0 8' 16' 32'

10/28/2026 11:05:50 AM

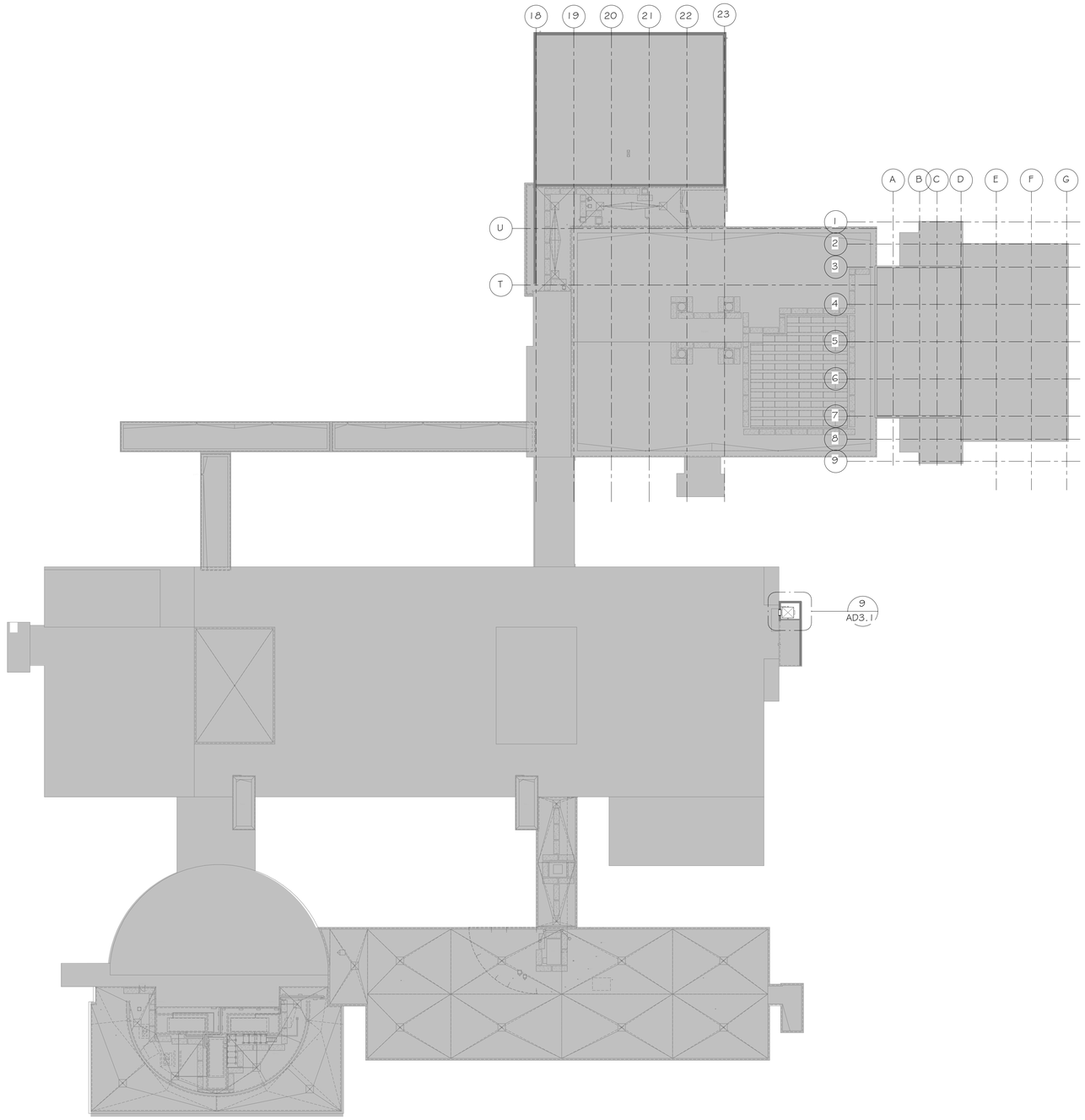


N

1 AD2.5 ROOF DEMO PLAN OVERALL
1/32" = 1'-0" REF: 4/AG.1

SCOPE LEGEND

NO ARCHITECTURAL WORK IN THIS AREA FOR WORK DESCRIBED ON THIS PAGE. WORK MAY BE INCLUDED IN THESE AREAS ON OTHER SHEETS.

| KEYNOTE LEGEND | |
|---|---|
| KEY VALUE | KEYNOTE TEXT |


**bond architects**
222 SOUTH CENTRAL AVE.
SUITE# 501
ST. LOUIS, MO 63105
TEL: 314.863.4994
FAX: 314.863.4996
www.bondarchitectsinc.com
Bond Architects, Inc.
Missouri State Certificate of Authority # 2009027409

**Cole & Associates, Inc.**
Civil Engineer
Consultant Project #26-0064
Certificate of Authority #001165
401 S. 18th St., Suite 200
St. Louis, MO 63103
314.984.9887 tel

**CASE Engineering, Inc.**
Structural Engineer
Consultant Project BDA-MO-06-26
Certificate of Authority #001498
798 Merus Ct.
Fenton, MO 63026
636.349.1600 tel

**RTM Engineering Consultants**
MEP Engineer
Consultant Project #26.B00203.2171
Certificate of Authority #2002028690
3701 S. Lindbergh Blvd.
St. Louis, MO 63127
314.725.5889 tel

**PINCHIN, LLC**
Hazardous Materials Consultant
Consultant Project #R262.00457.006
2 Cityplace Drive, Suite 195
St. Louis, MO 63141
314.230.0182 tel


West High School
14653 Clayton Rd., Ballwin, MO 63011
Parkway PN #542501B
Building Renovation & Site Improvements

Parkway School District
363 N. Woods Mill Rd., Chesterfield, MO 63017
314.415.8231 tel

Project No: 26022

Revisions

| No. | Description | Date |
|---|---|---|
| | | |
| | | |
| | | |
| | | |
| | | |
| | | |


This drawing and the details on it are the sole property of the architect and may be used for this specific project only. It shall not be loaned, copied or reproduced, in whole or in part, or for any other purpose or project without the written consent of the Architect.
Copyright © 2026 by Bond Architects, Inc.


STATE OF MISSOURI
MICHELLE R. WELLS
NUMBER A-2021031961
ARCHITECT
11/5/26

The Professional Architects seal affixed to this sheet applies only to the material and items shown on this sheet. All drawings, instruments or other documents not exhibiting this seal shall not be considered prepared by this architect, and this architect expressly disclaims any and all responsibility for such plan, drawings or documents not exhibiting this seal.

DATE: 11.05.2026

BID / PERMIT SET

# ROOF DEMO PLAN OVERALL

AD2.5

SCALE: 3" = 1'-0" 1' 0.5' 0 0.25'

SCALE: 1 1/2" = 1'-0" 2' 1' 0.5' 0

SCALE: 1" = 1'-0" 2' 1' 0.5' 0

SCALE: 3/4" = 1'-0" 3' 2' 1' 0

SCALE: 1/2" = 1'-0" 4' 2' 1' 0

SCALE: 1/4" = 1'-0" 8' 4' 2' 0

SCALE: 1/8" = 1'-0" 16' 8' 4' 0

SCALE: 1/16" = 1'-0" 32' 16' 8' 0

10/28/2026 11:05:54 AM

SCOPE LEGEND

NO ARCHITECTURAL WORK IN THIS AREA FOR WORK DESCRIBED ON THIS PAGE. WORK MAY BE INCLUDED IN THESE AREAS ON OTHER SHEETS.

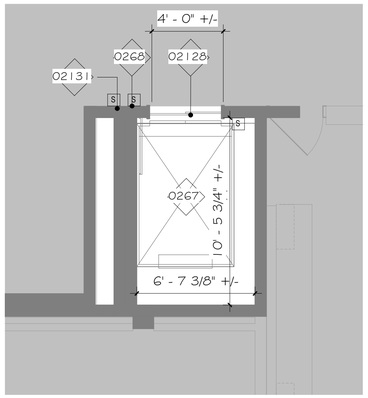


N 11 AD3.1 ENLARGED DEMO PLAN - FIRST FLOOR ELEVATOR 1B
1/4" = 1'-0" REF: 1/AD2.2

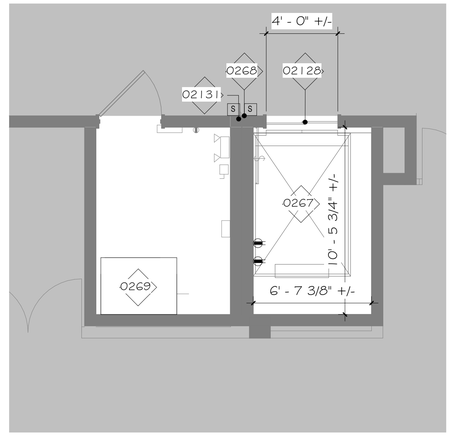


N 10 AD3.1 ENLARGED DEMO PLAN - LOWER LEVEL ELEVATOR 1B
1/4" = 1'-0" REF: 1/AD2.1

SELECTIVE DEMOLITION NOTE – EXISTING DOORS AND WINDOWS:
REMOVE EXISTING DOOR AND WINDOW ASSEMBLIES WITH CARE AND PRECISION. PERFORM DEMOLITION IN A CONTROLLED MANNER TO PRESERVE ADJACENT CONSTRUCTION. PROTECT ALL SURFACES AROUND THE OPENING. PREVENT DAMAGE TO EXISTING MASONRY AND MAINTAIN THE INTEGRITY OF SURROUNDING MATERIALS. LIMIT DEMOLITION OF ADJACENT METAL STUD FRAMING, GYPSUM BOARD, FINISHES, AND OTHER WALL SURFACING TO A MAXIMUM OF 6 INCHES BEYOND THE PERIMETER OF THE EXISTING OPENING. REPAIR OR REPLACE ONLY THOSE MATERIALS NECESSARY TO FACILITATE INSTALLATION OF THE NEW ASSEMBLY AND RESTORE ADJACENT CONSTRUCTION TO MATCH EXISTING CONDITIONS. PAINTING OF REPAIRED WALL SHALL EXTEND TO NEAREST CORNER. CONTRACTOR RESPONSIBLE FOR REPAIRING ALL WALLS/CEILINGS/FLOORS BEYOND LIMITS ALLOWED. CONTRACTOR TO NOTIFY OWNER/ARCHITECT IMMEDIATELY IF UNFORESEEN CONDITIONS ARE UNCOVERED.

ELEVATOR SCOPE OF WORK:
4-STOP ELEVATOR (ELEV. 1A): REPLACE NONPROPRIETARY CONTROLLER, HYDRAULIC POWER UNIT, CAB FIXTURES, HALL FIXTURES, CAB DOORS, HALL DOORS, OPERATING EQUIPMENT, ROLLER GUIDES, HOISTWAY WIRE, TRAVELING CABLE, INTERIOR CAB FINISHES, CARTOP HANDRAILS, PIT LIGHTING, DISCONNECT FOR CAB LIGHTING. EXISTING CAB FLOORING TO REMAIN, SAND, RESTAIN & REFINISH EXISTING CAB WOOD FLOORING. WRAP CAB RETURN, STRIKE, AND HEADER WITH NEW STAINLESS STEEL FINISH. REPLACE EXISTING KEYPAD IN CAB INTERIOR WITH NEW KEYED SWITCH. PROGRAM ELEVATOR TO ONLY ALLOW ACCESS TO ROOF WHEN KEY IS INSERTED. ON CORRIDOR-SIDE OF ELEVATOR, REMOVE EXISTING KEYPADS & CARD READERS. CAP WIRES & COVER WITH STAINLESS STEEL COVER PLATES. SEE MEP SHEETS FOR MORE INFORMATION.
2-STOP ELEVATOR (ELEV. 1B): REPLACE NONPROPRIETARY CONTROLLER, HYDRAULIC POWER UNIT, CAB FIXTURES, HALL FIXTURES, CAB DOORS, OPERATING EQUIPMENT,ROLLER GUIDES, HOISTWAY WIRE, TRAVELING CABLE, PIT LIGHTING, DISCONNECT FOR CAB LIGHTING. EXISTING HALL DOORS TO REMAIN. PATCH, REPAIR & PAINT. PROVIDE & INSTALL NEW GAL RETROFIT KIT TO ALLOW RETENTION OF HALL DOORS & OTHER EQUIPMENT. INSTALL NEW HYDRAULIC PACKING SEAL. WRAP CAB RETURN, STRIKE, AND HEADER WITH NEW STAINLESS STEEL FINISH. ON CORRIDOR-SIDE OF ELEVATOR, REMOVE EXISTING KEYPADS & CARD READERS. CAP WIRES & COVER WITH STAINLESS STEEL COVER PLATES. SEE MEP SHEETS FOR MORE INFORMATION.

| KEYNOTE LEGEND | |
|---|---|
| KEY VALUE | KEYNOTE TEXT |
| 0234 | REMOVE DOOR, FRAME AND ALL ASSOCIATED HARDWARE. TURN HARDWARE OVER TO OWNER. |
| 0235 | REMOVE WINDOW SYSTEM IN ITS ENTIRETY. SALVAGE ANY WINDOW TREATMENTS & RETURN TO OWNER. |
| 0237 | REMOVE LOUVER IN ITS ENTIRETY. SALVAGE LOUVER AND RETURN TO OWNER. |
| 0267 | REMOVE ELEVATOR, CAB, RAILS, AND ALL ASSOCIATED EQUIPMENT |
| 0268 | REMOVE ELEVATOR CALL BUTTONS |
| 0269 | SEE MEP SHEETS FOR ELEVATOR CONTROLS & EQUIPMENT SCOPE. PREP ELEVATOR CAB FOR NEW FINISHES, COORIDNATE WITH NEW FINISHES |
| 0275 | CUT EXIST INTERIOR BRICK TO ACHIEVE 6'-4" ROUGH OPENING |
| 02103 | REMOVE CAST STONE SILL & CURB BELOW WINDOW. PREP SLAB FOR NEW FINISHES & STOREFRONT |
| 02104 | SEE MECHANICAL SHEETS FOR DUCT SCOPE |
| 02127 | REMOVE HALL- AND CAB-DOORS |
| 02128 | REMOVE CAB-DOORS. EXISTING HALL DOORS TO REMAIN |
| 02131 | REMOVE NUMBER KEYPAD & CARD READER, CAP WIRES, COVER WITH STAINLESS STEEL COVER PLATES |
| 02132 | REMOVE NUMBER KEYPAD FROM ELEVATOR CAB INTERIOR. INSTALL NEW KEYED SWITCH |
| 02133 | SAND AND PREP EXISTING WOOD FLOOR FOR REFINISHING |

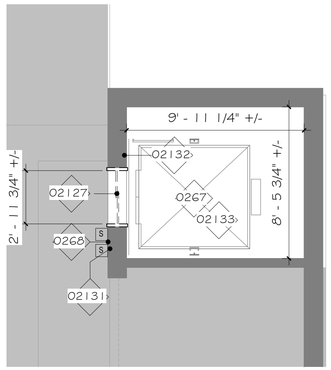


N 9 AD3.1 ENLARGED DEMO PLAN - ROOF ELEVATOR 1A
1/4" = 1'-0" REF: 1/AD2.5

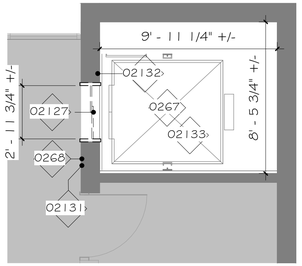


N 8 AD3.1 ENLARGED DEMO PLAN - THIRD FLOOR ELEVATOR 1A
1/4" = 1'-0" REF: 1/AD2.4

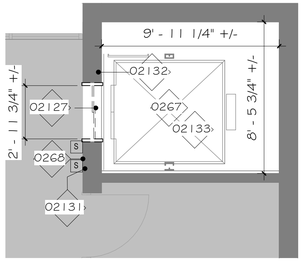


N 7 AD3.1 ENLARGED DEMO PLAN - SECOND FLOOR ELEVATOR 1A
1/4" = 1'-0" REF: 1/AD2.3

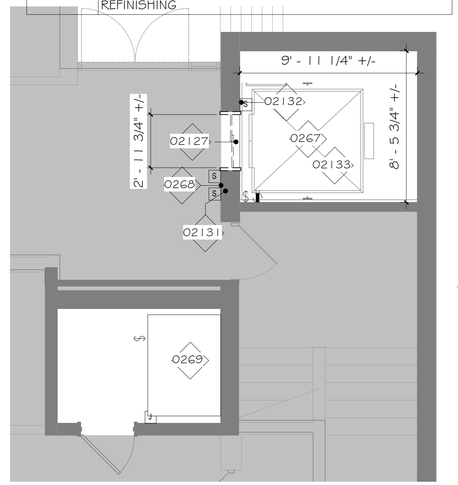


N 6 AD3.1 ENLARGED DEMO PLAN - FIRST FLOOR ELEVATOR 1A
1/4" = 1'-0" REF: 1/AD2.2

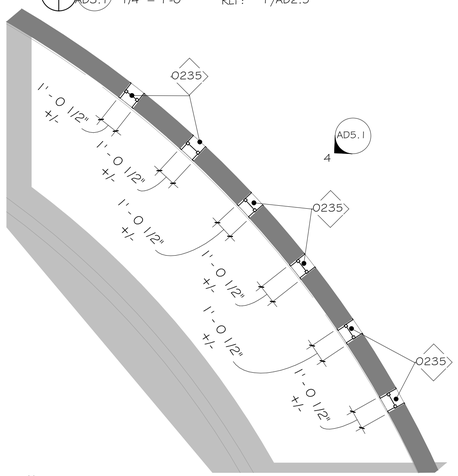


N 5 AD3.1 ENLARGED DEMO PLAN - CORRIDOR C1M
1/4" = 1'-0" REF: 1/AD2.2

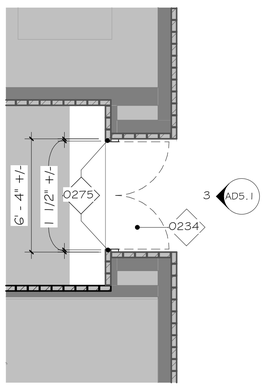


N 4 AD3.1 ENLARGED DEMO PLAN - EXT. DOOR C10
1/4" = 1'-0" REF: 1/AD2.2

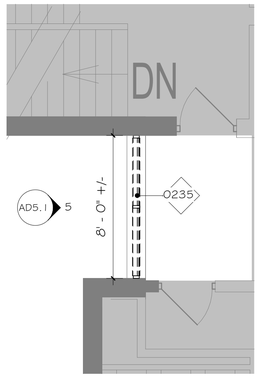


N 3 AD3.1 ENLARGED DEMO PLAN - CORRIDOR C1N
1/4" = 1'-0" REF: 1/AD2.2

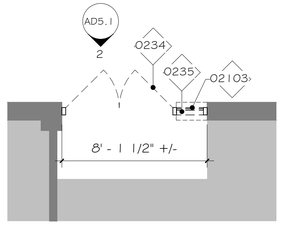


N 2 AD3.1 ENLARGED DEMO PLAN - EXT. DOOR 1315
1/4" = 1'-0" REF: 1/AD2.2

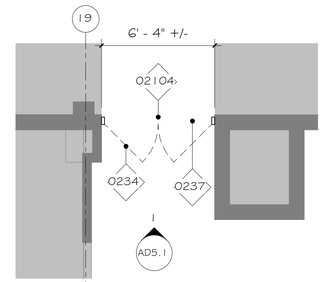


N 1 AD3.1 ENLARGED DEMO FLOOR PLAN - EXT. DOOR 1601
1/4" = 1'-0" REF: 1/AD2.2


bond architects
222 SOUTH CENTRAL AVE.
SUITE# 501
ST. LOUIS, MO 63105
TEL: 314.863.4994
FAX: 314.863.4996
www.bondarchitectsinc.com
Bond Architects, Inc.
Missouri State Certificate of Authority # 2009027409

**Cole & Associates, Inc.**
Civil Engineer
Consultant Project #26-0064
Certificate of Authority #001165
401 S. 18th St., Suite 200
St. Louis, MO 63103
314.984.9887 tel

**CASE Engineering, Inc.**
Structural Engineer
Consultant Project BDA-MO-06-26
Certificate of Authority #001498
798 Merus Ct.
Fenton, MO 63026
636.349.1600 tel

**RTM Engineering Consultants**
MEP Engineer
Consultant Project #26.B00203.2171
Certificate of Authority #2002028690
3701 S. Lindbergh Blvd.
St. Louis, MO 63127
314.725.5889 tel

**PINCHIN, LLC**
Hazardous Materials Consultant
Consultant Project #R262.00457.006
2 Cityplace Drive, Suite 195
St. Louis, MO 63141
314.230.0182 tel


West High School
14653 Clayton Rd., Ballwin, MO 63011
Parkway PN #542501B
Building Renovation & Site Improvements

Parkway School District
363 N. Woods Mill Rd., Chesterfield, MO 63017
314.415.8231 tel

Project No: 26022

Revisions

| No. | Description | Date |
|---|---|---|
| | | |


This drawing and the details on it are the sole property of the architect and may be used for this specific project only. It shall not be loaned, copied or reproduced, in whole or in part, or for any other purpose or project without the written consent of the Architect. Copyright © 2026 by Bond Architects, Inc.


STATE OF MISSOURI
MICHELLE R. WELLS
ARCHITECT
A-2021031961
11/5/26

The Professional Architects seal affixed to this sheet applies only to the material and items shown on this sheet. All drawings, instruments or other documents not exhibiting this seal shall not be considered prepared by this architect, and this architect expressly disclaims any and all responsibility for such plan, drawings or documents not exhibiting this seal.

DATE: 11.05.2026

BID / PERMIT SET

DEMO ENLARGED PLANS

AD3.1

SCALE: 3" = 1'-0"
0 0.25' 0.5' 1'

SCALE: 1 1/2" = 1'-0"
0 0.5' 1' 2'

SCALE: 1" = 1'-0"
0 0.5' 1' 2'

SCALE: 3/4" = 1'-0"
0 1' 2' 3'

SCALE: 1/2" = 1'-0"
0 1' 2' 4'

SCALE: 1/4" = 1'-0"
0 2' 4' 8'

SCALE: 1/8" = 1'-0"
0 4' 8' 16'

SCALE: 1/16" = 1'-0"
0 8' 16' 32'

10/28/2026 11:05:54 AM

SELECTIVE DEMOLITION NOTE – EXISTING DOORS AND WINDOWS:
REMOVE EXISTING DOOR AND WINDOW ASSEMBLIES WITH CARE AND PRECISION. PERFORM DEMOLITION IN A CONTROLLED MANNER TO PRESERVE ADJACENT CONSTRUCTION. PROTECT ALL SURFACES AROUND THE OPENING. PREVENT DAMAGE TO EXISTING MASONRY AND MAINTAIN THE INTEGRITY OF SURROUNDING MATERIALS. LIMIT DEMOLITION OF ADJACENT METAL STUD FRAMING, GYPSUM BOARD, FINISHES, AND OTHER WALL SURFACING TO A MAXIMUM OF 6 INCHES BEYOND THE PERIMETER OF THE EXISTING OPENING. REPAIR OR REPLACE ONLY THOSE MATERIALS NECESSARY TO FACILITATE INSTALLATION OF THE NEW ASSEMBLY AND RESTORE ADJACENT CONSTRUCTION TO MATCH EXISTING CONDITIONS. PAINTING OF REPAIRED WALL SHALL EXTEND TO NEAREST CORNER. CONTRACTOR RESPONSIBLE FOR REPAIRING ALL WALLS/CEILINGS/FLOORS BEYOND LIMITS ALLOWED. CONTRACTOR TO NOTIFY OWNER/ARCHITECT IMMEDIATELY IF UNFORESEEN CONDITIONS ARE UNCOVERED.

SCOPE LEGEND

NO ARCHITECTURAL WORK IN THIS AREA FOR WORK DESCRIBED ON THIS PAGE. WORK MAY BE INCLUDED IN THESE AREAS ON OTHER SHEETS.

| KEYNOTE LEGEND | |
|---|---|
| KEY VALUE | KEYNOTE TEXT |
| 0234 | REMOVE DOOR, FRAME AND ALL ASSOCIATED HARDWARE. TURN HARDWARE OVER TO OWNER. |

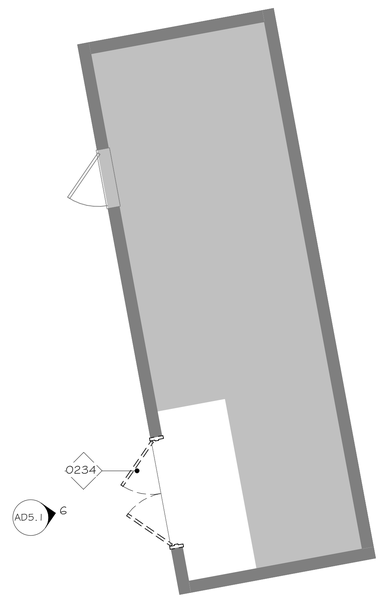


N
1 AD3.2 DOOR EXD-500 DEMO PLAN
1/4" = 1'-0" REF: 1/AD1.0


bond architects
222 SOUTH CENTRAL AVE.
SUITE# 501
ST. LOUIS, MO 63105
TEL: 314.863.4994
FAX: 314.863.4996
www.bondarchitectsinc.com
Bond Architects, Inc.
Missouri State Certificate of Authority # 2009027409

**Cole & Associates, Inc.**
Civil Engineer
Consultant Project #26-0064
Certificate of Authority #001165
401 S. 18th St., Suite 200
St. Louis, MO 63103
314.984.9887 tel

**CASE Engineering, Inc.**
Structural Engineer
Consultant Project BDA-MO-06-26
Certificate of Authority #001498
798 Merus Ct.
Fenton, MO 63026
636.349.1600 tel

**RTM Engineering Consultants**
MEP Engineer
Consultant Project #26.B00203.2171
Certificate of Authority #2002028690
3701 S. Lindbergh Blvd.
St. Louis, MO 63127
314.725.5889 tel

**PINCHIN, LLC**
Hazardous Materials Consultant
Consultant Project #R262.00457.006
2 Cityplace Drive, Suite 195
St. Louis, MO 63141
314.230.0182 tel


West High School
14653 Clayton Rd., Ballwin, MO 63011
Parkway PN #542501B
Building Renovation & Site Improvements

Parkway School District
363 N. Woods Mill Rd., Chesterfield, MO 63017
314.415.8231 tel

Project No: 26022

Revisions

| No. | Description | Date |
|---|---|---|
| | | |
| | | |
| | | |
| | | |
| | | |
| | | |


This drawing and the details on it are the sole property of the architect and may be used for this specific project only. It shall not be loaned, copied or reproduced, in whole or in part, or for any other purpose or project without the written consent of the Architect.
Copyright © 2026 by Bond Architects, Inc.


STATE OF MISSOURI
MICHELLE R. WELLS
NUMBER A-2021031961
ARCHITECT
11/5/26

The Professional Architects seal affixed to this sheet applies only to the material and items shown on this sheet. All drawings, instruments or other documents not exhibiting this seal shall not be considered prepared by this architect, and this architect expressly disclaims any and all responsibility for such plan, drawings or documents not exhibiting this seal.

DATE: 11.05.2026

BID / PERMIT SET

DEMO ENLARGED PLANS

AD3.2

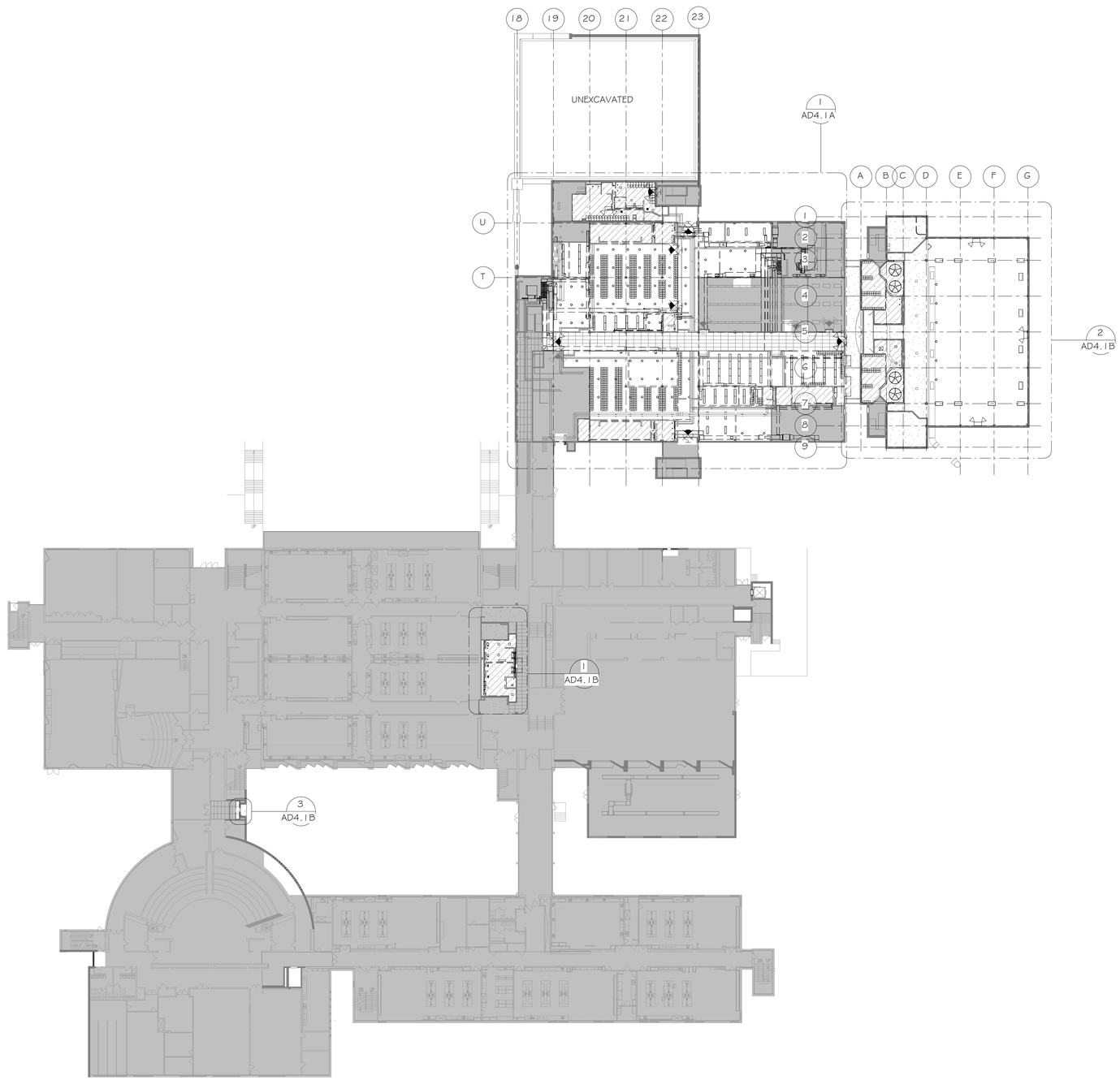


N

1 AD4.1 DEMO FIRST FLOOR RCP OVERALL

1/32" = 1'-0" REF: 1/A5.1

SCOPE LEGEND

NO ARCHITECTURAL WORK IN THIS AREA FOR WORK DESCRIBED ON THIS PAGE. WORK MAY BE INCLUDED IN THESE AREAS ON OTHER SHEETS.

DEMO REFLECTED CEILING PLAN LEGEND

GYPSUM BOARD CEILING TO BE DEMOLISHED

2X4 ACOUSTICAL TILE CEILING & GRID TO BE DEMOLISHED

GENERAL NOTE: REFER TO ELECTRICAL DRAWINGS FOR ADDITIONAL REFLECTED CEILING PLAN SYMBOLS.

| KEYNOTE LEGEND | |
|---|---|
| KEY VALUE | KEYNOTE TEXT |

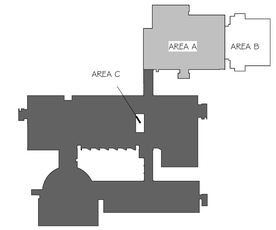


N

KEY PLAN LEVEL 1

NOT TO SCALE


bond architects
222 SOUTH CENTRAL AVE.
SUITE# 501
ST. LOUIS, MO 63105
TEL: 314.863.4994
FAX: 314.863.4996
www.bondarchitectsinc.com
Bond Architects, Inc.
Missouri State Certificate of Authority # 2009027409

**Cole & Associates, Inc.**
Civil Engineer
Consultant Project #26-0064
Certificate of Authority #001165
401 S. 18th St., Suite 200
St. Louis, MO 63103
314.984.9887 tel

**CASE Engineering, Inc.**
Structural Engineer
Consultant Project BDA-MO-06-26
Certificate of Authority #001498
796 Merus Ct.
Fenton, MO 63026
636.349.1600 tel

**RTM Engineering Consultants**
MEP Engineer
Consultant Project #26.B00203.2171
Certificate of Authority #2002028690
3701 S. Lindbergh Blvd.
St. Louis, MO 63127
314.725.5889 tel

**PINCHIN, LLC**
Hazardous Materials Consultant
Consultant Project #R262.00457.006
2 Cityplace Drive, Suite 195
St. Louis, MO 63141
314.230.0182 tel


West High School
14653 Clayton Rd., Ballwin, MO 63011
Parkway PN #542501B
Building Renovation & Site Improvements

Parkway School District
363 N. Woods Mill Rd., Chesterfield, MO 63017
314.415.8231 tel

Project No: 26022

Revisions

| No. | Description | Date |
|---|---|---|
| | | |
| | | |
| | | |
| | | |
| | | |
| | | |


This drawing and the details on it are the sole property of the architect and may be used for this specific project only. It shall not be loaned, copied or reproduced, in whole or in part, or for any other purpose or project without the written consent of the Architect.
Copyright © 2026 by Bond Architects, Inc.


STATE OF MISSOURI
MICHELLE R. WELLS
NUMBER A-2021031961
ARCHITECT
11/5/26

The Professional Architects seal affixed to this sheet applies only to the material and items shown on this sheet. All drawings, instruments or other documents not exhibiting this seal shall not be considered prepared by this architect, and this architect expressly disclaims any and all responsibility for such plan, drawings or documents not exhibiting this seal.

DATE: 11.05.2026

BID / PERMIT SET

DEMO FIRST FLOOR RCP - OVERALL

AD4.1

10/28/2026 11:05:57 AM

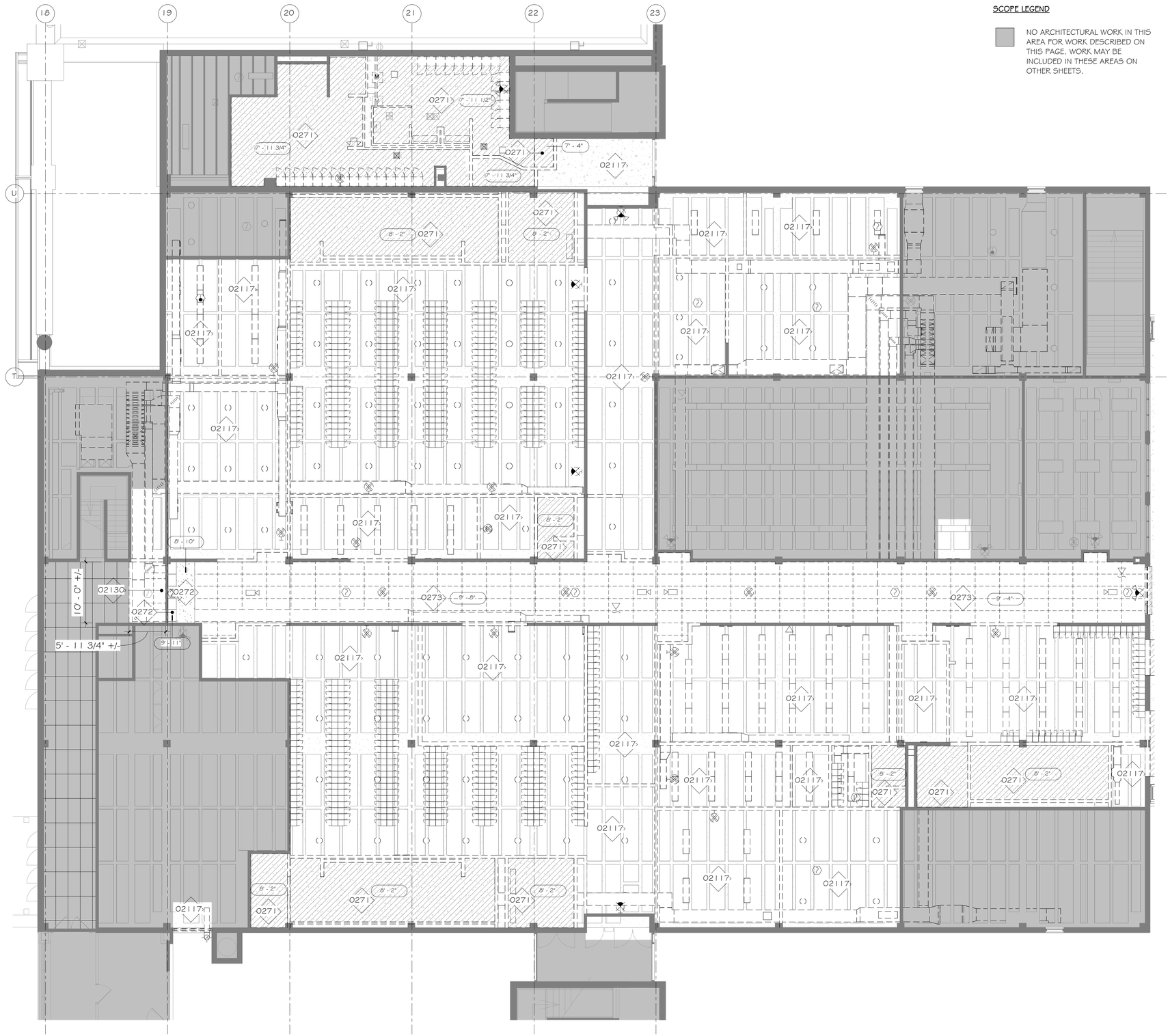


1 DEMO FIRST FLOOR RCP OVERALL - AREA A
AD4.1A 1/8" = 1'-0" REF: 1/AD4.1

SCOPE LEGEND

NO ARCHITECTURAL WORK IN THIS AREA FOR WORK DESCRIBED ON THIS PAGE. WORK MAY BE INCLUDED IN THESE AREAS ON OTHER SHEETS.

DEMO REFLECTED CEILING PLAN LEGEND

GYPSUM BOARD CEILING TO BE DEMOLISHED

2X4 ACOUSTICAL TILE CEILING & GRID TO BE DEMOLISHED

GENERAL NOTE: REFER TO ELECTRICAL DRAWINGS FOR ADDITIONAL REFLECTED CEILING PLAN SYMBOLS.

| KEYNOTE LEGEND | |
|---|---|
| KEY VALUE | KEYNOTE TEXT |
| 0271 | REMOVE GYPSUM BOARD CEILING |
| 0272 | EXISTING CEILING TO REMAIN |
| 0273 | REMOVE EXISTING ACT CEILING GRID, PADS, AND ALL ASSOCIATED HARDWARE |
| 02117 | EXISTING STRUCTURE ABOVE TO REMAIN |
| 02130 | REMOVE PORTION OF EXISTING ACT CEILING GRID, PADS, ALL ASSOCIATED HARDWARE, & ALL DEVICES TO THE EXTENTS SHOWN |

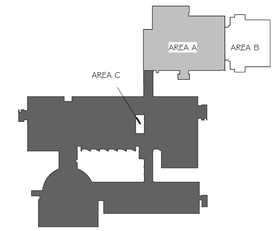


N KEY PLAN LEVEL 1
NOT TO SCALE


bond architects
222 SOUTH CENTRAL AVE.
SUITE# 501
ST. LOUIS, MO 63105
TEL: 314.863.4994
FAX: 314.863.4996
www.bondarchitectsinc.com
Bond Architects, Inc.
Missouri State Certificate of Authority # 2009027409

**Cole & Associates, Inc.**
Civil Engineer
Consultant Project #26-0064
Certificate of Authority #001165
401 S. 18th St., Suite 200
St. Louis, MO 63103
314.984.9887 tel

**CASE Engineering, Inc.**
Structural Engineer
Consultant Project BDA-MO-06-26
Certificate of Authority #001498
796 Merus Ct.
Fenton, MO 63026
636.349.1600 tel

**RTM Engineering Consultants**
MEP Engineer
Consultant Project #26.B00203.2171
Certificate of Authority #2002028690
3701 S. Lindbergh Blvd.
St. Louis, MO 63127
314.725.5889 tel

**PINCHIN, LLC**
Hazardous Materials Consultant
Consultant Project #R262.00457.006
2 Cityplace Drive, Suite 195
St. Louis, MO 63141
314.230.0182 tel


West High School
14653 Clayton Rd., Ballwin, MO 63011
Parkway PN #542501B
Building Renovation & Site Improvements

Parkway School District
363 N. Woods Mill Rd., Chesterfield, MO 63017
314.415.8231 tel

Project No: 26022

Revisions

| No. | Description | Date |
|---|---|---|
| | | |


This drawing and the details on it are the sole property of the architect and may be used for this specific project only. It shall not be loaned, copied or reproduced, in whole or in part, or for any other purpose or project without the written consent of the Architect. Copyright © 2026 by Bond Architects, Inc.


STATE OF MISSOURI
MICHELLE R. WELLS
NUMBER A-2021031961
ARCHITECT
11/5/26

The Professional Architects seal affixed to this sheet applies only to the material and items shown on this sheet. All drawings, instruments or other documents not exhibiting this seal shall not be considered prepared by this architect, and this architect expressly disclaims any and all responsibility for such plan, drawings or documents not exhibiting this seal.

DATE: 11.05.2026

BID / PERMIT SET

# DEMO FIRST FLOOR RCP - AREA A

AD4.1A

10/28/2026 11:05:59 AM

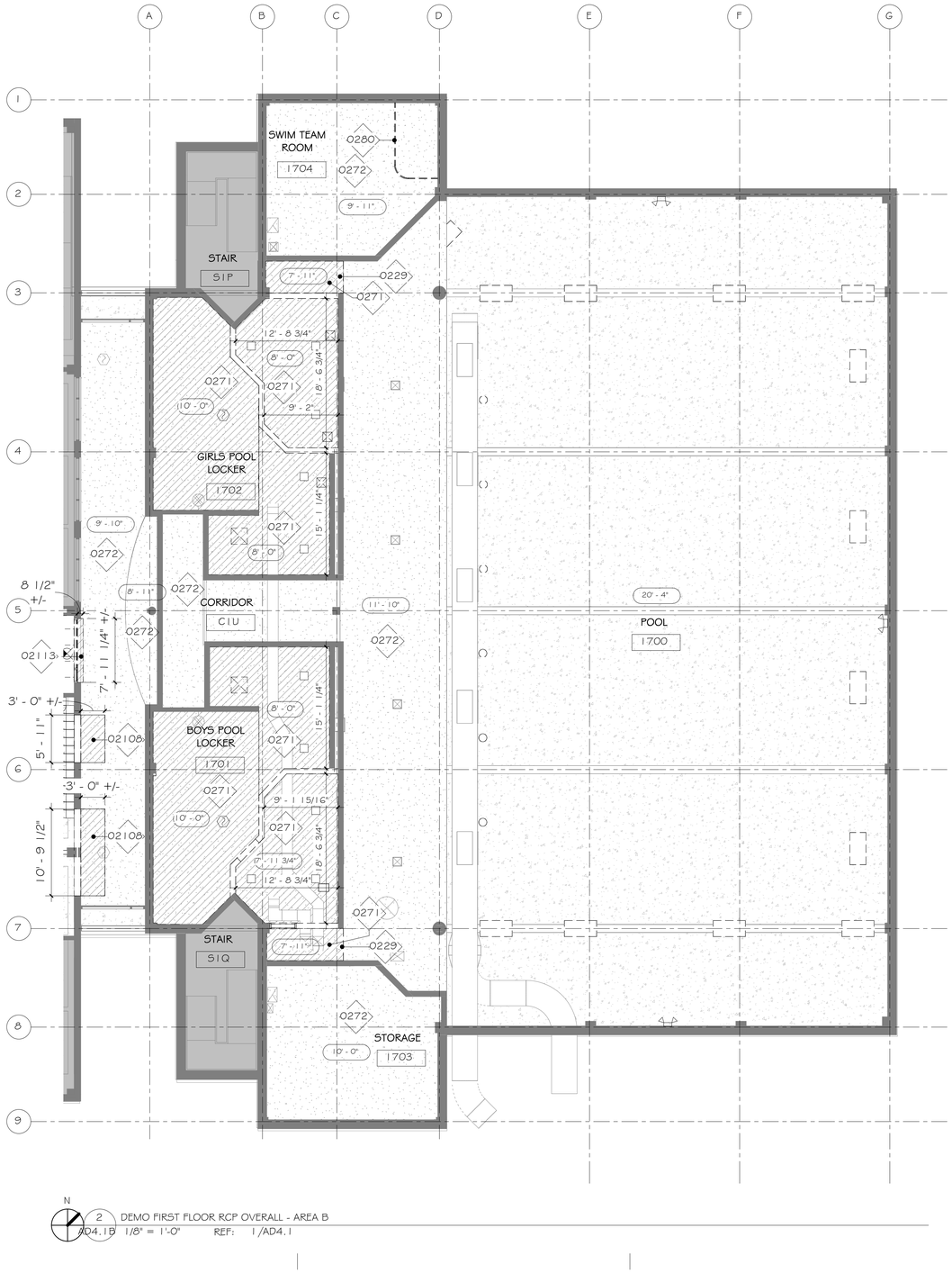


N 2 DEMO FIRST FLOOR RCP OVERALL - AREA B
#D4.1B 1/8" = 1'-0" REF: 1/AD4.1

SCOPE LEGEND

NO ARCHITECTURAL WORK IN THIS AREA FOR WORK DESCRIBED ON THIS PAGE. WORK MAY BE INCLUDED IN THESE AREAS ON OTHER SHEETS.

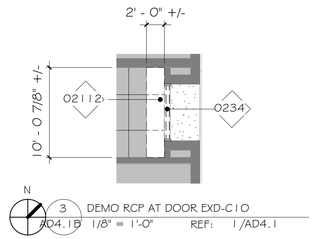


N 3 DEMO RCP AT DOOR EXD-C10
#D4.1B 1/8" = 1'-0" REF: 1/AD4.1

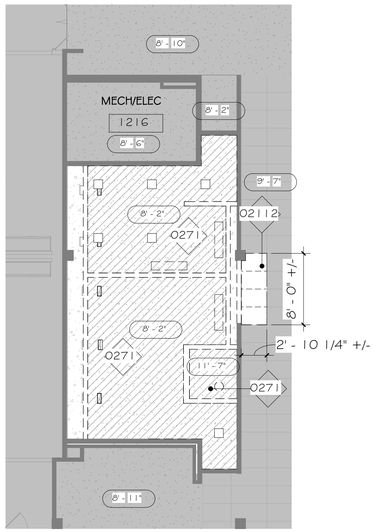


N 1 DEMO FIRST FLOOR RCP OVERALL - AREA C
#D4.1B 1/8" = 1'-0" REF: 1/AD4.1

DEMO REFLECTED CEILING PLAN LEGEND

GYPSUM BOARD CEILING TO BE DEMOLISHED

2X4 ACOUSTICAL TILE CEILING & GRID TO BE DEMOLISHED

GENERAL NOTE: REFER TO ELECTRICAL DRAWINGS FOR ADDITIONAL REFLECTED CEILING PLAN SYMBOLS.

| KEYNOTE LEGEND | |
|---|---|
| KEY VALUE | KEYNOTE TEXT |
| 0229 | REMOVE SOFFIT IN ITS ENTIRETY |
| 0234 | REMOVE DOOR, FRAME AND ALL ASSOCIATED HARDWARE. TURN HARDWARE OVER TO OWNER. |
| 0271 | REMOVE GYPSUM BOARD CEILING |
| 0272 | EXISTING CEILING TO REMAIN |
| 0280 | REMOVE EXISTING CEILING MOUNTED CURTAIN & TRACK. PREP CEILING FOR NEW FINISHES |
| 02108 | DEMOLISH GYPSUM CEILING ONLY AS REQUIRED TO ACCOMMODATE ADJACENT WALL DEMOLITION. CONTRACTOR TO DOCUMENT ALL EXISTING MEP/FP DEVICES AND THEIR LOCATIONS. REMOVE AS NECESSARY & SALVAGE MEP/FP DEVICES FOR REINSTALLATION |
| 02112 | REMOVE PORTION OF EXISTING ACT CEILING & GRID. SALVAGE CEILING PADS, GRID, & ALL DEVICES FOR REINSTALLATION |
| 02113 | DEMOLISH PORTION OF EXISTING GYPSUM BOARD CEILING FOR REMOVAL AND ISNTALLATION OF NEW STOREFRONT SYSTEM. COORIDNATE WITH NEW WORK. CONTRACTOR TO DOCUMENT ALL EXISTING MEP/FP DEVICES AND THEIR LOCATIONS. REMOVE AS NECESSARY & SALVAGE MEP/FP DEVICES FOR REINSTALLATION |

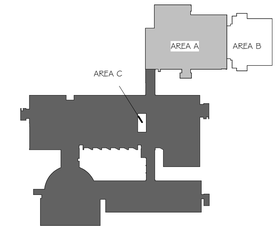


N KEY PLAN LEVEL 1
NOT TO SCALE


bond architects
222 SOUTH CENTRAL AVE.
SUITE# 501
ST. LOUIS, MO 63105
TEL: 314.863.4994
FAX: 314.863.4996
www.bondarchitectsinc.com
Bond Architects, Inc.
Missouri State Certificate of Authority # 2009027409

**Cole & Associates, Inc.**
Civil Engineer
Consultant Project #26-0064
Certificate of Authority #001165
401 S. 18th St., Suite 200
St. Louis, MO 63103
314.984.9887 tel

**CASE Engineering, Inc.**
Structural Engineer
Consultant Project BDA-MO-06-26
Certificate of Authority #001498
798 Merus Ct.
Fenton, MO 63026
636.349.1600 tel

**RTM Engineering Consultants**
MEP Engineer
Consultant Project #26.B00203.2171
Certificate of Authority #2002028690
3701 S. Lindbergh Blvd.
St. Louis, MO 63127
314.725.5889 tel

**PINCHIN, LLC**
Hazardous Materials Consultant
Consultant Project #R262.00457.006
2 Cityplace Drive, Suite 195
St. Louis, MO 63141
314.230.0182 tel


West High School
14653 Clayton Rd., Ballwin, MO 63011
Parkway PN #542501B
Building Renovation & Site Improvements

Parkway School District
363 N. Woods Mill Rd., Chesterfield, MO 63017
314.415.8231 tel

Project No: 26022

Revisions

| No. | Description | Date |
|---|---|---|
| | | |


This drawing and the details on it are the sole property of the architect and may be used for this specific project only. It shall not be loaned, copied or reproduced, in whole or in part, or for any other purpose or project without the written consent of the Architect. Copyright © 2026 by Bond Architects, Inc.


STATE OF MISSOURI
MICHELLE R. WELLS
NUMBER A-2021031961
ARCHITECT
11/5/26

The Professional Architects seal affixed to this sheet applies only to the material and items shown on this sheet. All drawings, instruments or other documents not exhibiting this seal shall not be considered prepared by this architect, and this architect expressly disclaims any and all responsibility for such plan, drawings or documents not exhibiting this seal.

DATE: 11.05.2026

BID / PERMIT SET

DEMO FIRST FLOOR RCP - AREA B & C

AD4.1B

10/28/2026 11:06:01 AM

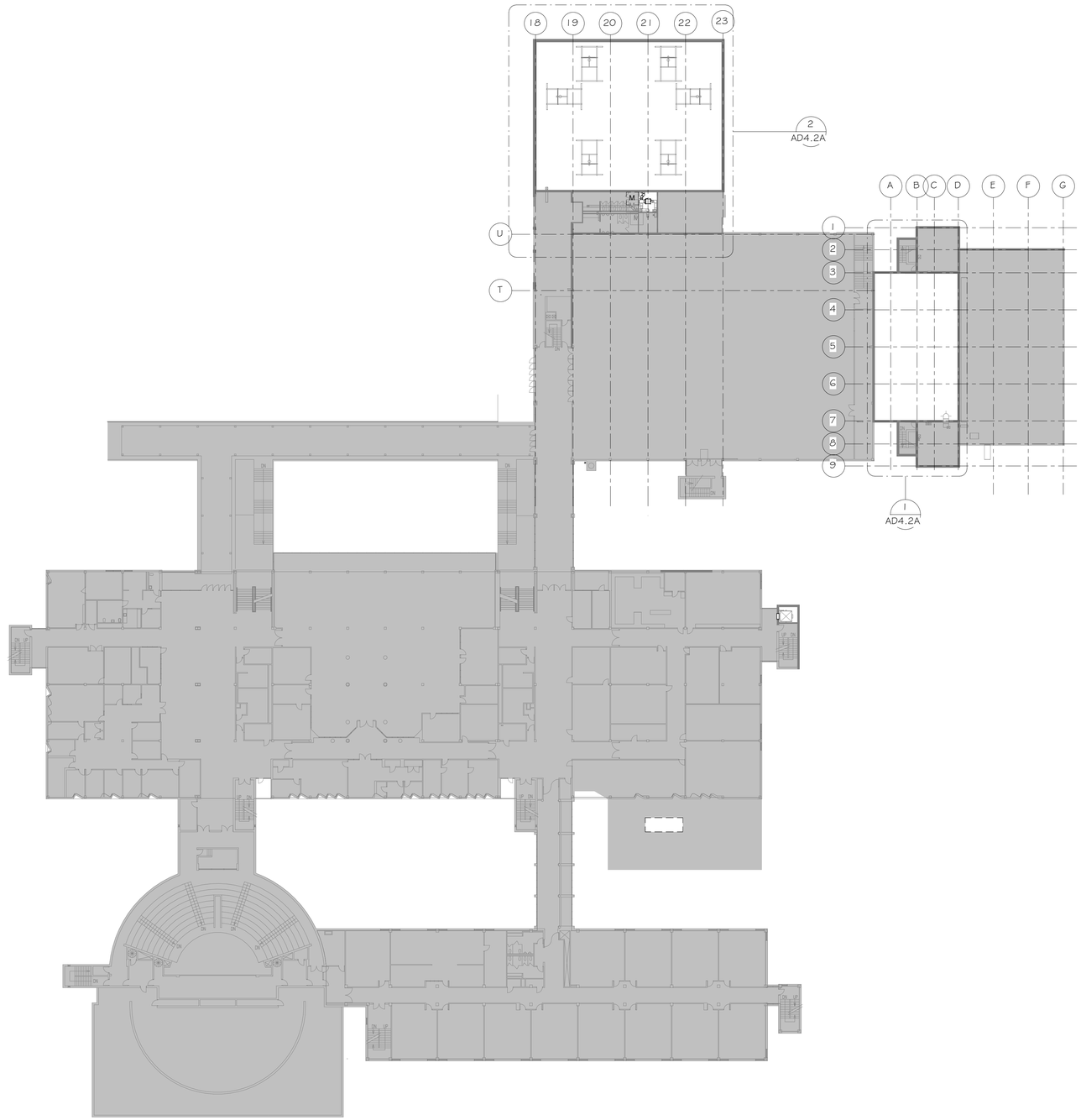


N

1 AD4.2 SECOND FLOOR RCP OVERALL Copy 1
1/32" = 1'-0" REF: 2/A4.3

SCOPE LEGEND

NO ARCHITECTURAL WORK IN THIS AREA FOR WORK DESCRIBED ON THIS PAGE. WORK MAY BE INCLUDED IN THESE AREAS ON OTHER SHEETS.

DEMO REFLECTED CEILING PLAN LEGEND

GYPSUM BOARD CEILING TO BE DEMOLISHED

2X4 ACOUSTICAL TILE CEILING & GRID TO BE DEMOLISHED

GENERAL NOTE: REFER TO ELECTRICAL DRAWINGS FOR ADDITIONAL REFLECTED CEILING PLAN SYMBOLS.

| KEYNOTE LEGEND | |
|---|---|
| KEY VALUE | KEYNOTE TEXT |

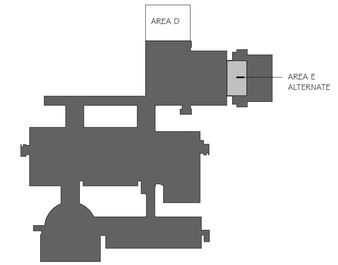


N

KEY PLAN LEVEL 2
NOT TO SCALE


bond architects
222 SOUTH CENTRAL AVE.
SUITE# 501
ST. LOUIS, MO 63105
TEL: 314.863.4994
FAX: 314.863.4996
www.bondarchitectsinc.com
Bond Architects, Inc.
Missouri State Certificate of Authority # 2009027409

**Cole & Associates, Inc.**
Civil Engineer
Consultant Project #26-0064
Certificate of Authority #001165
401 S. 18th St., Suite 200
St. Louis, MO 63103
314.984.9887 tel

**CASE Engineering, Inc.**
Structural Engineer
Consultant Project BDA-MO-06-26
Certificate of Authority #001498
796 Merus Ct.
Fenton, MO 63026
636.349.1600 tel

**RTM Engineering Consultants**
MEP Engineer
Consultant Project #26.B00203.2171
Certificate of Authority #2002028690
3701 S. Lindbergh Blvd.
St. Louis, MO 63127
314.725.5889 tel

**PINCHIN, LLC**
Hazardous Materials Consultant
Consultant Project #R262.00457.006
2 Cityplace Drive, Suite 195
St. Louis, MO 63141
314.230.0182 tel


West High School
14653 Clayton Rd., Ballwin, MO 63011
Parkway PN #542501B
Building Renovation & Site Improvements

Parkway School District
363 N. Woods Mill Rd., Chesterfield, MO 63017
314.415.5231 tel

Project No: 26022

Revisions

| No. | Description | Date |
|---|---|---|
| | | |
| | | |
| | | |
| | | |
| | | |
| | | |
| | | |


This drawing and the details on it are the sole property of the architect and may be used for this specific project only. It shall not be loaned, copied or reproduced, in whole or in part, or for any other purpose or project without the written consent of the Architect. Copyright © 2026 by Bond Architects, Inc.


STATE OF MISSOURI
MICHELLE R. WELLS
NUMBER A-2021031961
ARCHITECT
11/5/26

The Professional Architects seal affixed to this sheet applies only to the material and items shown on this sheet. All drawings, instruments or other documents not exhibiting this seal shall not be considered prepared by this architect, and this architect expressly disclaims any and all responsibility for such plan, drawings or documents not exhibiting this seal.

DATE: 11.05.2026

BID / PERMIT SET

DEMO SECOND FLOOR RCP - OVERALL

AD4.2

10/28/2026 11:06:02 AM

SCALE: 3" = 1'-0"

SCALE: 1 1/2" = 1'-0"

SCALE: 1" = 1'-0"

SCALE: 3/4" = 1'-0"

SCALE: 1/2" = 1'-0"

SCALE: 1/4" = 1'-0"

SCALE: 1/8" = 1'-0"

SCALE: 1/16" = 1'-0"

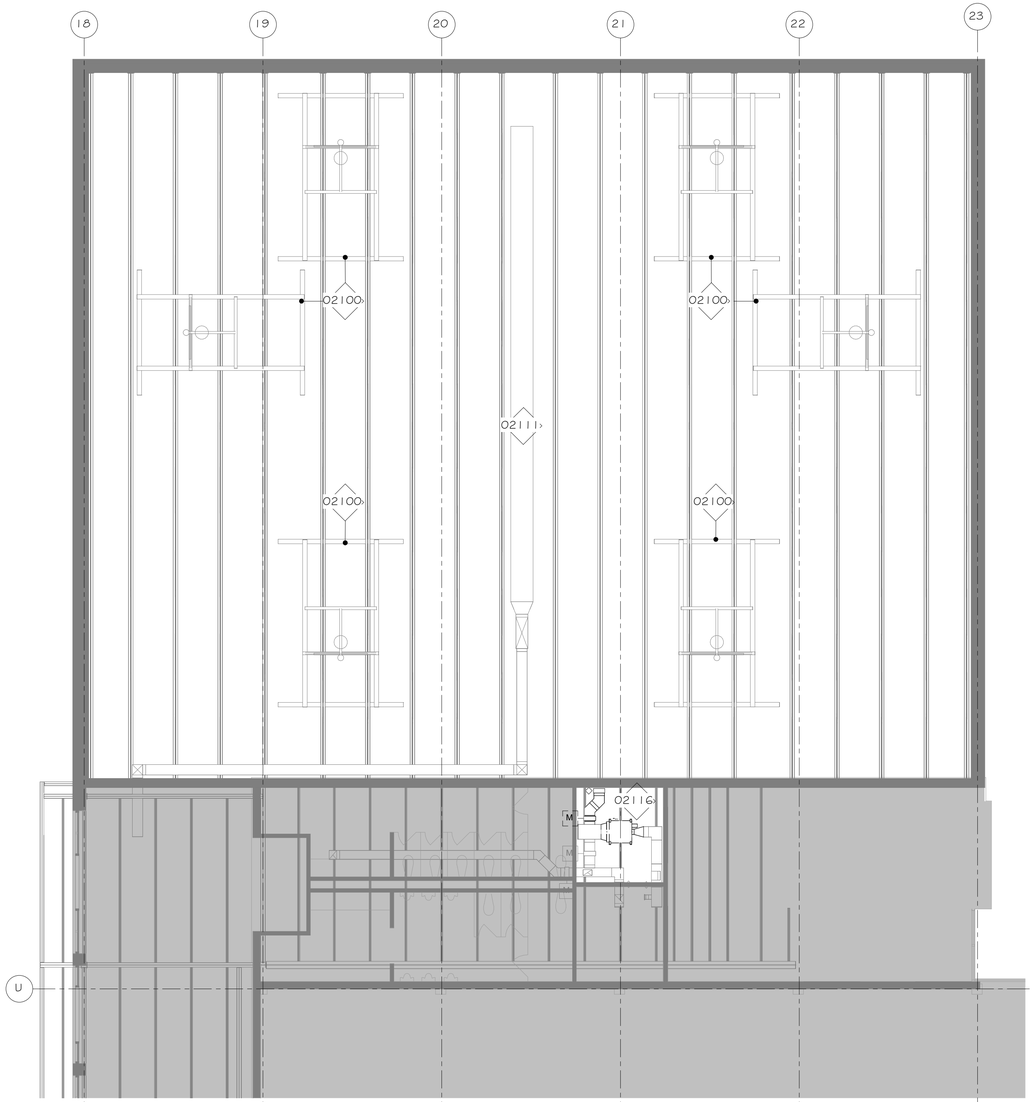


2 SECOND FLOOR DEMO RCP - AREA D
#AD4.2A 1/8" = 1'-0" REF: 1 /AD4.2

SCOPE LEGEND

NO ARCHITECTURAL WORK IN THIS AREA FOR WORK DESCRIBED ON THIS PAGE. WORK MAY BE INCLUDED IN THESE AREAS ON OTHER SHEETS.

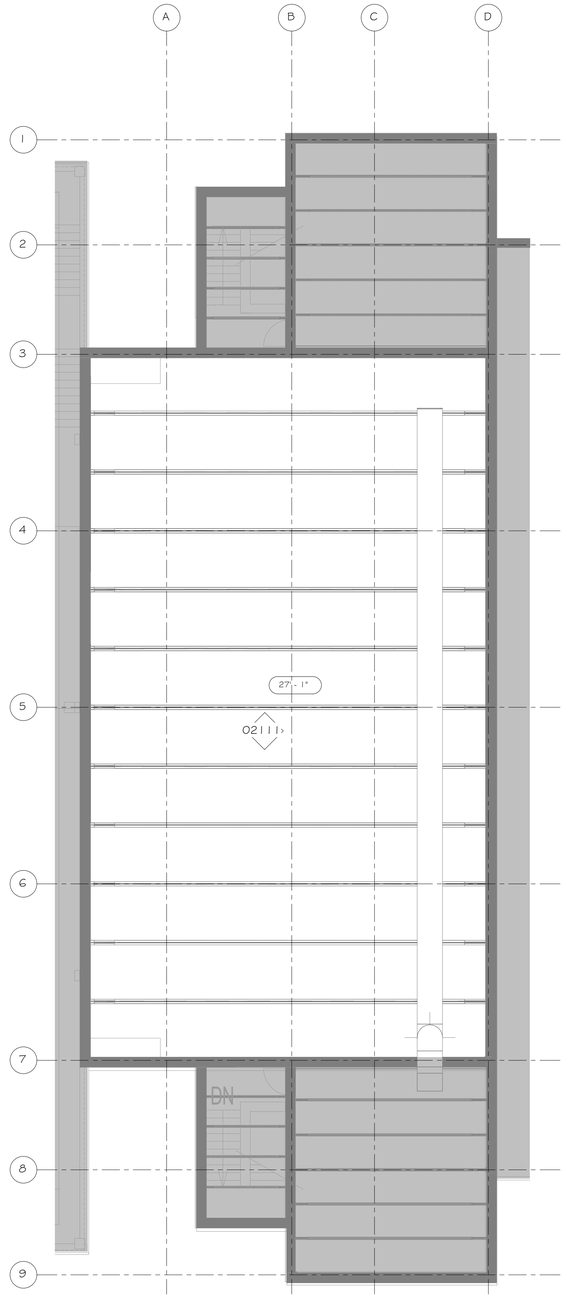


1 SECOND FLOOR DEMO RCP - AREA E - ALTERNATE
#AD4.2A 1/8" = 1'-0" REF: 1 /AD4.2

DEMO REFLECTED CEILING PLAN LEGEND

GYPSUM BOARD CEILING TO BE DEMOLISHED

2X4 ACOUSTICAL TILE CEILING & GRID TO BE DEMOLISHED

GENERAL NOTE: REFER TO ELECTRICAL DRAWINGS FOR ADDITIONAL REFLECTED CEILING PLAN SYMBOLS.

| KEYNOTE LEGEND | |
|---|---|
| KEY VALUE | KEYNOTE TEXT |
| 02100 | EXISTING BASKETBALL HOOP TO REMAIN |
| 02111 | PREP & CLEAN CEILING, WALLS, STRUCTURE, DUCTWORK, AND CONDUITS FOR PAINTING. POSTERS, BANNERS, SIGNS, ETC TO BE REMOVED. SCHOOL TO EVAULATE AND INSTALL EXISTING AND NEW SIGNS UNDER SEPARATE WEST HIGH SCHOOL PROJECT |
| 02116 | REMOVE EXISTING MECHANICAL EQUIPMENT. SEE MECHANICAL SHEETS |

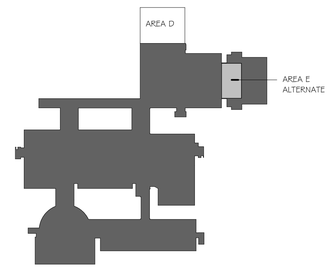


KEY PLAN LEVEL 2
NOT TO SCALE


bond architects
222 SOUTH CENTRAL AVE.
SUITE# 501
ST. LOUIS, MO 63105
TEL: 314.863.4994
FAX: 314.863.4996
www.bondarchitectsinc.com
Bond Architects, Inc.
Missouri State Certificate of Authority # 2009027409

**Cole & Associates, Inc.**
Civil Engineer
Consultant Project #26-0064
Certificate of Authority #001165
401 S. 18th St., Suite 200
St. Louis, MO 63103
314.984.9887 tel

**CASE Engineering, Inc.**
Structural Engineer
Consultant Project BDA-MO-06-26
Certificate of Authority #001498
798 Merus Ct.
Fenton, MO 63026
636.349.1600 tel

**RTM Engineering Consultants**
MEP Engineer
Consultant Project #26.B00203.2171
Certificate of Authority #2002028690
3701 S. Lindbergh Blvd.
St. Louis, MO 63127
314.725.5889 tel

**PINCHIN, LLC**
Hazardous Materials Consultant
Consultant Project #R262.00457.006
2 Cityplace Drive, Suite 195
St. Louis, MO 63141
314.230.0182 tel


West High School
14653 Clayton Rd., Ballwin, MO 63011
Parkway PN #542501B
Building Renovation & Site Improvements

Parkway School District
363 N. Woods Mill Rd., Chesterfield, MO 63017
314.415.8231 tel

Project No: 26022

Revisions

| No. | Description | Date |
|---|---|---|
| | | |


This drawing and the details on it are the sole property of the architect and may be used for this specific project only. It shall not be loaned, copied or reproduced, in whole or in part, or for any other purpose or project without the written consent of the Architect. Copyright © 2026 by Bond Architects, Inc.


STATE OF MISSOURI
MICHELLE R. WELLS
NUMBER A-2021031961
ARCHITECT
11/5/26

The Professional Architects seal affixed to this sheet applies only to the material and items shown on this sheet. All drawings, instruments or other documents not exhibiting this seal shall not be considered prepared by this architect, and this architect expressly disclaims any and all responsibility for such plan, drawings or documents not exhibiting this seal.

DATE: 11.05.2026

BID / PERMIT SET

DEMO SECOND FLOOR RCP - AREA D & E

AD4.2A

10/28/2026 11:06:03 AM

SCALE: 3" = 1'-0"

SCALE: 1 1/2" = 1'-0"

SCALE: 1" = 1'-0"

SCALE: 3/4" = 1'-0"

SCALE: 1/2" = 1'-0"

SCALE: 1/4" = 1'-0"

SCALE: 1/8" = 1'-0"

SCALE: 1/16" = 1'-0"

10/28/2026 11:06:05 AM

**SELECTIVE DEMOLITION NOTE – EXISTING DOORS AND WINDOWS:**
REMOVE EXISTING DOOR AND WINDOW ASSEMBLIES WITH CARE AND PRECISION. PERFORM DEMOLITION IN A CONTROLLED MANNER TO PRESERVE ADJACENT CONSTRUCTION. PROTECT ALL SURFACES AROUND THE OPENING. PREVENT DAMAGE TO EXISTING MASONRY AND MAINTAIN THE INTEGRITY OF SURROUNDING MATERIALS. LIMIT DEMOLITION OF ADJACENT METAL STUD FRAMING, GYPSUM BOARD, FINISHES, AND OTHER WALL SURFACING TO A MAXIMUM OF 6 INCHES BEYOND THE PERIMETER OF THE EXISTING OPENING. REPAIR OR REPLACE ONLY THOSE MATERIALS NECESSARY TO FACILITATE INSTALLATION OF THE NEW ASSEMBLY AND RESTORE ADJACENT CONSTRUCTION TO MATCH EXISTING CONDITIONS. PAINTING OF REPAIRED WALL SHALL EXTEND TO NEAREST CORNER. CONTRACTOR RESPONSIBLE FOR REPAIRING ALL WALLS/CEILINGS/FLOORS BEYOND LIMITS ALLOWED. CONTRACTOR TO NOTIFY OWNER/ARCHITECT IMMEDIATELY IF UNFORESEEN CONDITIONS ARE UNCOVERED.

| KEYNOTE LEGEND | |
|---|---|
| KEY VALUE | KEYNOTE TEXT |
| 0234 | REMOVE DOOR, FRAME AND ALL ASSOCIATED HARDWARE. TURN HARDWARE OVER TO OWNER. |
| 0235 | REMOVE WINDOW SYSTEM IN ITS ENTIRETY. SALVAGE ANY WINDOW TREATMENTS & RETURN TO OWNER. |
| 0237 | REMOVE LOUVER IN ITS ENTIRETY. SALVAGE LOUVER AND RETURN TO OWNER. |
| 02103 | REMOVE CAST STONE SILL & CURB BELOW WINDOW. PREP SLAB FOR NEW FINISHES & STOREFRONT |
| 02104 | SEE MECHANICAL SHEETS FOR DUCT SCOPE |

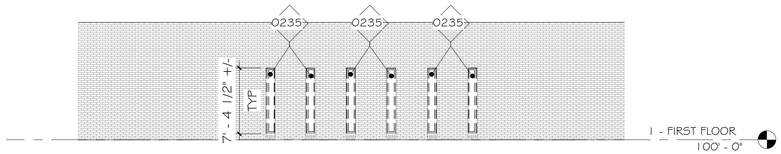


4 DEMO FIRST FLOOR - WINDOW C1M
AD5.1 1/8" = 1'-0" REF: 5/AD3.1

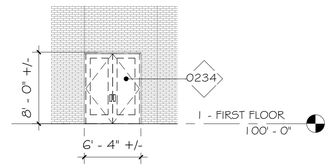


3 DEMO EXT DOOR C10
AD5.1 1/8" = 1'-0" REF: 4/AD3.1

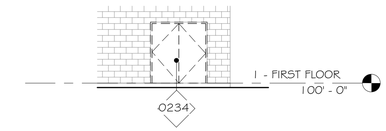


6 DEMO DOOR EXD-500
AD5.1 1/8" = 1'-0" REF: 1/AD3.2

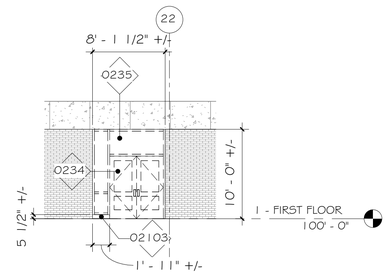


2 DEMO EXT DOOR 1315
AD5.1 1/8" = 1'-0" REF: 2/AD3.1

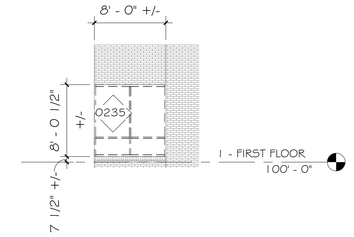


5 DEMO FIRST FLOOR - WINDOW C1N
AD5.1 1/8" = 1'-0" REF: 3/AD3.1

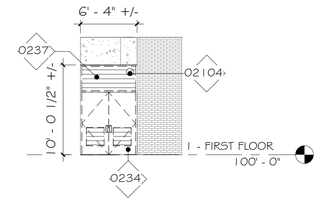


1 DEMO EXT DOOR 1601
AD5.1 1/8" = 1'-0" REF: 1/AD3.1


**bond architects**
222 SOUTH CENTRAL AVE.
SUITE# 501
ST. LOUIS, MO 63105
TEL: 314.863.4994
FAX: 314.863.4996
www.bondarchitectsinc.com
Bond Architects, Inc.
Missouri State Certificate of Authority # 2009027409

**Cole & Associates, Inc.**
Civil Engineer
Consultant Project #26-0064
Certificate of Authority #001165
401 S. 18th St., Suite 200
St. Louis, MO 63103
314.984.9887 tel

**CASE Engineering, Inc.**
Structural Engineer
Consultant Project BDA-MO-06-26
Certificate of Authority #001498
798 Merus Ct.
Fenton, MO 63026
636.349.1600 tel

**RTM Engineering Consultants**
MEP Engineer
Consultant Project #26.B00203.2171
Certificate of Authority #2002028690
3701 S. Lindbergh Blvd.
St. Louis, MO 63127
314.725.5889 tel

**PINCHIN, LLC**
Hazardous Materials Consultant
Consultant Project #R262.00457.006
2 Cityplace Drive, Suite 195
St. Louis, MO 63141
314.230.0182 tel


West High School
14653 Clayton Rd., Ballwin, MO 63011
Parkway PN #542501B
Building Renovation & Site Improvements

Parkway School District
363 N. Woods Mill Rd., Chesterfield, MO 63017
314.415.8231 tel

Project No: 26022

Revisions

| No. | Description | Date |
|---|---|---|
| | | |
| | | |
| | | |
| | | |
| | | |
| | | |


This drawing and the details on it are the sole property of the architect and may be used for this specific project only. It shall not be loaned, copied or reproduced, in whole or in part, or for any other purpose or project without the written consent of the Architect.
Copyright © 2026 by Bond Architects, Inc.


STATE OF MISSOURI
MICHELLE R. WELLS TURNER
A-2021031961
ARCHITECT
11/5/26

The Professional Architects seal affixed to this sheet applies only to the material and items shown on this sheet. All drawings, instruments or other documents not exhibiting this seal shall not be considered prepared by this architect, and this architect expressly disclaims any and all responsibility for such plan, drawings or documents not exhibiting this seal.

DATE: 11.05.2026

BID / PERMIT SET

# DEMO EXTERIOR ELEVATIONS

AD5.1

| KEYNOTE LEGEND | |
|---|---|
| KEY VALUE | KEYNOTE TEXT |
| 0258 | REMOVE DOORS, FRAME, SIDELITES, AND ALL ASSOCIATED HARDWARE. SALVAGE HARDWARE & RETURN TO OWNER |
| 0297 | REMOVE EXISTING CURB, DOWN TO CONCRETE SLAB. PATCH, REPAIR, & PREP SLAB TO RECEIVE NEW FINISHES |
| 0298 | REMOVE PORTION OF WALL TO EXTENTS SHOWN. PATCH & REPAIR CONCRETE SLAB FOR INSTALLATION OF NEW FINISHES |
| 02116 | REMOVE EXISTING MECHANICAL EQUIPMENT. SEE MECHANICAL SHEETS |
| 02118 | EXISTING CONCRETE COLUMN TO REMAIN |

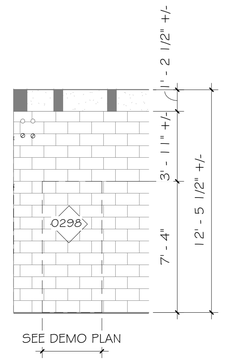


4 AD10.1 DEMO INTERIOR ELEVATION - TYP. NEW DOOR OPENING
1/4" = 1'-0" REF: 1/AD2.2A

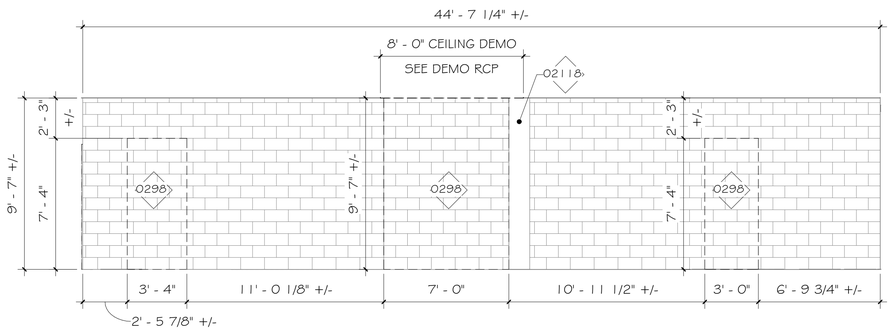


3 AD10.1 DEMO INTERIOR ELEVATION - CORRIDOR C1C
1/4" = 1'-0" REF: 1/AD2.2B

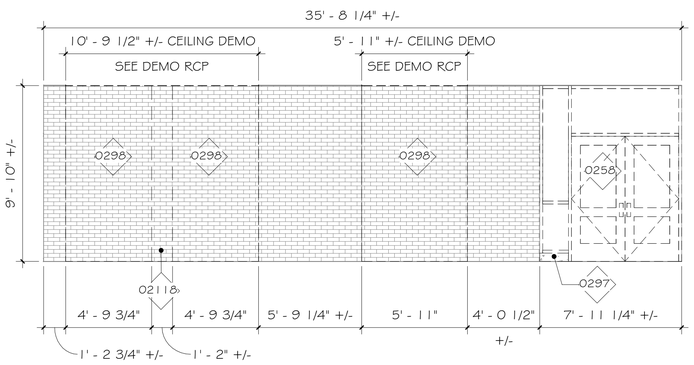


2 AD10.1 DEMO INTERIOR ELEVATION - CORRIDOR C1T
1/4" = 1'-0" REF: 1/AD2.2A

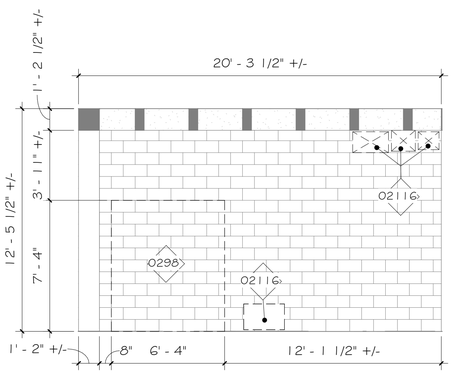


1 AD10.1 DEMO INTERIOR ELEVATION - WEIGHT ROOM 1623
1/4" = 1'-0" REF: 1/AD2.2A

SCALE: 3/8" = 1'-0" 0 0.25" 0.5" 1"
SCALE: 1 1/2" = 1'-0" 0 0.5" 1" 2"
SCALE: 1" = 1'-0" 0 0.5" 1" 2"
SCALE: 3/4" = 1'-0" 0 1" 2" 3"
SCALE: 1/2" = 1'-0" 0 1" 2" 4"
SCALE: 1/4" = 1'-0" 0 2" 4" 8"
SCALE: 1/8" = 1'-0" 0 4" 8" 16"
SCALE: 1/16" = 1'-0" 0 8" 16" 32"

10/28/2026 11:06:07 AM


**bond architects**
222 SOUTH CENTRAL AVE.
SUITE# 501
ST. LOUIS, MO 63105
TEL: 314.863.4994
FAX: 314.863.4996
www.bondarchitectsinc.com
Bond Architects, Inc.
Missouri State Certificate of Authority # 2009027409

**Cole & Associates, Inc.**
Civil Engineer
Consultant Project #26-0064
Certificate of Authority #001165
401 S. 18th St., Suite 200
St. Louis, MO 63103
314.984.9887 tel

**CASE Engineering, Inc.**
Structural Engineer
Consultant Project BDA-MO-06-26
Certificate of Authority #001498
798 Merus Ct.
Fenton, MO 63026
636.349.1600 tel

**RTM Engineering Consultants**
MEP Engineer
Consultant Project #26.B00203.2171
Certificate of Authority #2002028690
3701 S. Lindbergh Blvd.
St. Louis, MO 63127
314.725.5889 tel

**PINCHIN, LLC**
Hazardous Materials Consultant
Consultant Project #R262.00457.006
2 Cityplace Drive, Suite 195
St. Louis, MO 63141
314.230.0182 tel


West High School
14653 Clayton Rd., Ballwin, MO 63011
Parkway PN #542501B
Building Renovation & Site Improvements

Parkway School District
363 N. Woods Mill Rd., Chesterfield, MO 63017
314.415.8231 tel

Project No: 26022

Revisions

| No. | Description | Date |
|---|---|---|
| | | |
| | | |
| | | |
| | | |
| | | |
| | | |


This drawing and the details on it are the sole property of the architect and may be used for this specific project only. It shall not be loaned, copied or reproduced, in whole or in part, or for any other purpose or project without the written consent of the Architect. Copyright © 2026 by Bond Architects, Inc.


STATE OF MISSOURI
MICHELLE R. WELLS
NUMBER A-2021031961
ARCHITECT
11/5/26

The Professional Architects seal affixed to this sheet applies only to the material and items shown on this sheet. All drawings, instruments or other documents not exhibiting this seal shall not be considered prepared by this architect, and this architect expressly disclaims any and all responsibility for such plan, drawings or documents not exhibiting this seal.

DATE: 11.05.2026

BID / PERMIT SET

# DEMO INTERIOR ELEVATIONS

AD10.1

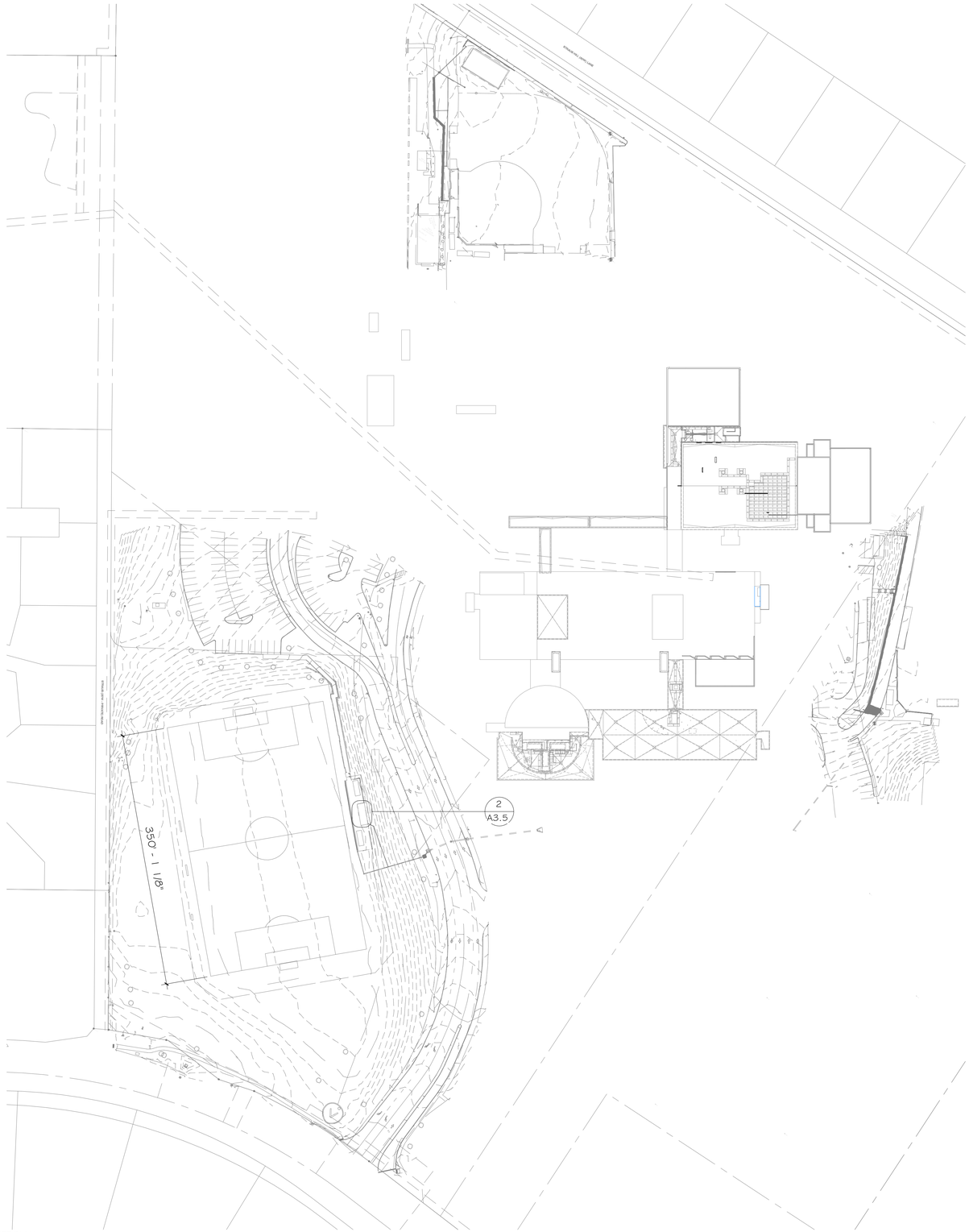


SCALE: 3" = 1'-0"
SCALE: 1 1/2" = 1'-0"
SCALE: 1" = 1'-0"
SCALE: 3/4" = 1'-0"
SCALE: 1/2" = 1'-0"
SCALE: 1/4" = 1'-0"
SCALE: 1/8" = 1'-0"
SCALE: 1/16" = 1'-0"

10/28/2026 11:06:07 AM


bond
architects
222 SOUTH CENTRAL AVE.
SUITE# 501
ST. LOUIS, MO 63105
TEL: 314.863.4994
FAX: 314.863.4996
www.bondarchitectsinc.com
Bond Architects, Inc.
Missouri State Certificate of Authority # 2009027409

**Cole & Associates, Inc.**
Civil Engineer
Consultant Project #26-0064
Certificate of Authority #001165
401 S. 18th St., Suite 200
St. Louis, MO 63103
314.984.9887 tel

**CASE Engineering, Inc.**
Structural Engineer
Consultant Project BDA-MO-06-26
Certificate of Authority #001498
796 Merus Ct.
Fenton, MO 63026
636.349.1600 tel

**RTM Engineering Consultants**
MEP Engineer
Consultant Project #26.B00203.2171
Certificate of Authority #2002028690
3701 S. Lindbergh Blvd.
St. Louis, MO 63127
314.725.5889 tel

**PINCHIN, LLC**
Hazardous Materials Consultant
Consultant Project #R262.00457.006
2 Cityplace Drive, Suite 195
St. Louis, MO 63141
314.230.0182 tel


# West High School

14653 Clayton Rd., Ballwin, MO 63011
Parkway PN #542501B
Building Renovation & Site Improvements

Parkway School District
363 N. Woods Mill Rd., Chesterfield, MO 63017
314.415.8231 tel

Project No: 26022

Revisions

| No. | Description | Date |
|---|---|---|
| | | |
| | | |
| | | |
| | | |
| | | |
| | | |


This drawing and the details on it are the sole property of the architect and may be used for this specific project only. It shall not be loaned, copied or reproduced, in whole or in part, or for any other purpose or project without the written consent of the Architect. Copyright © 2026 by Bond Architects, Inc.


STATE OF MISSOURI
MICHELLE R. WELLS
NUMBER A-2021031961
ARCHITECT
11/5/26

The Professional Architects seal affixed to this sheet applies only to the material and items shown on this sheet. All drawings, instruments or other documents not exhibiting this seal shall not be considered prepared by this architect, and this architect expressly disclaims any and all responsibility for such plan, drawings or documents not exhibiting this seal.

DATE: 11.05.2026

BID / PERMIT SET

SITE PLAN

A1.0

SCOPE LEGEND

NO ARCHITECTURAL WORK IN THIS AREA FOR WORK DESCRIBED ON THIS PAGE. WORK MAY BE INCLUDED IN THESE AREAS ON OTHER SHEETS.

| KEYNOTE LEGEND | |
|---|---|
| KEY VALUE | KEYNOTE TEXT |

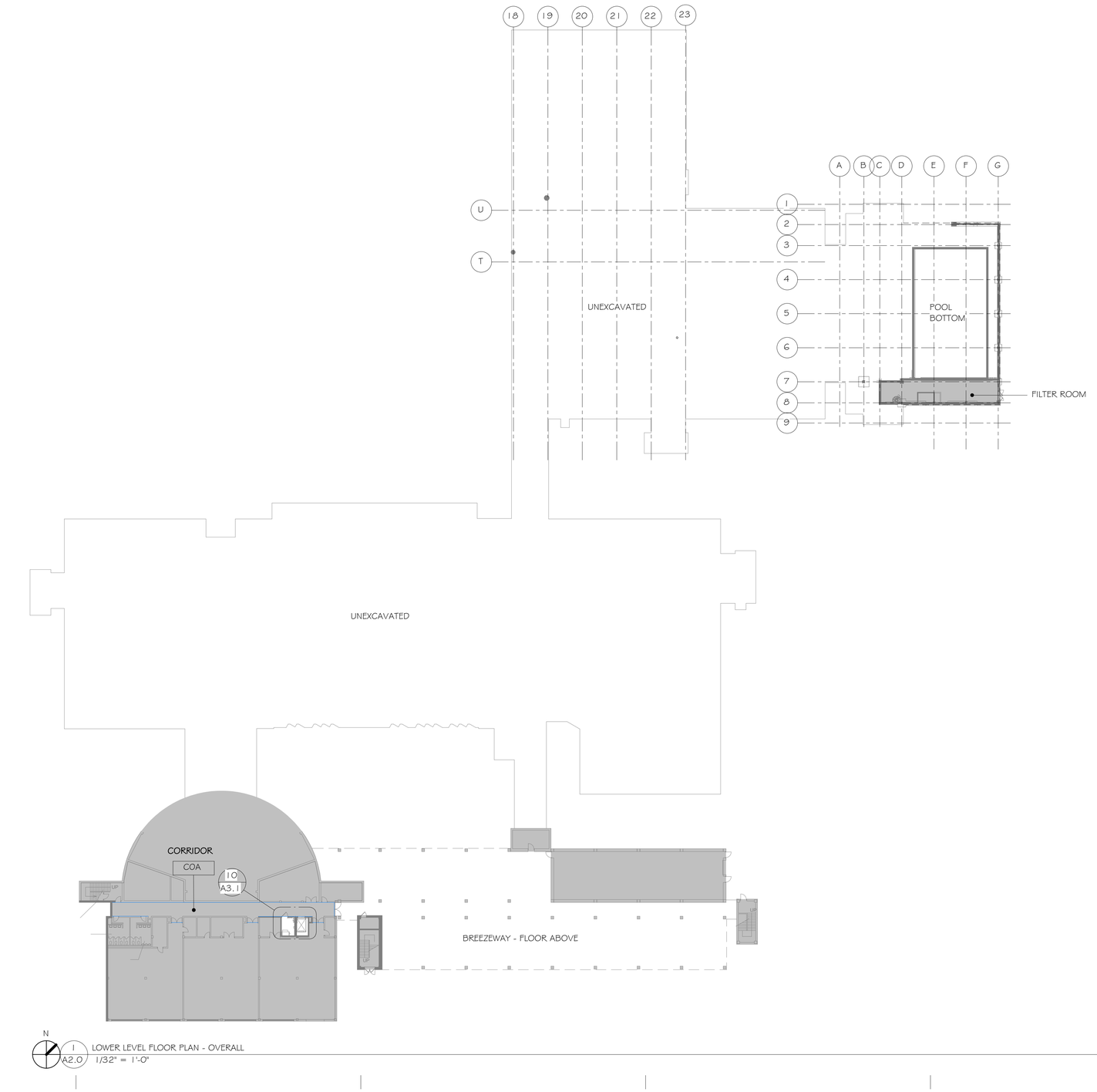


SCALE: 3" = 1'-0" 0 0.25' 0.5' 1'

SCALE: 1 1/2" = 1'-0" 0 0.5' 1' 2'

SCALE: 1" = 1'-0" 0 0.5' 1' 2'

SCALE: 3/4" = 1'-0" 0 1' 2' 3'

SCALE: 1/2" = 1'-0" 0 1' 2' 4'

SCALE: 1/4" = 1'-0" 0 2' 4' 8'

SCALE: 1/8" = 1'-0" 0 4' 8' 16'

SCALE: 1/16" = 1'-0" 0 8' 16' 32'

10/28/2026 11:06:08 AM


**bond architects**
222 SOUTH CENTRAL AVE.
SUITE# 501
ST. LOUIS, MO 63105
TEL: 314.863.4994
FAX: 314.863.4996
www.bondarchitectsinc.com
Bond Architects, Inc.
Missouri State Certificate of Authority # 2009027409

**Cole & Associates, Inc.**
Civil Engineer
Consultant Project #26-0064
Certificate of Authority #001165
401 S. 18th St., Suite 200
St. Louis, MO 63103
314.984.9887 tel

**CASE Engineering, Inc.**
Structural Engineer
Consultant Project BDA-MO-06-26
Certificate of Authority #001498
798 Merus Ct.
Fenton, MO 63026
636.349.1600 tel

**RTM Engineering Consultants**
MEP Engineer
Consultant Project #26.B00203.2171
Certificate of Authority #2002028690
3701 S. Lindbergh Blvd.
St. Louis, MO 63127
314.725.5889 tel

**PINCHIN, LLC**
Hazardous Materials Consultant
Consultant Project #R262.00457.006
2 Cityplace Drive, Suite 195
St. Louis, MO 63141
314.230.0182 tel


West High School
14653 Clayton Rd., Ballwin, MO 63011
Parkway PN #542501B
Building Renovation & Site Improvements

Parkway School District
363 N. Woods Mill Rd., Chesterfield, MO 63017
314.415.8231 tel

Project No: 26022

Revisions

| No. | Description | Date |
|---|---|---|
| | | |
| | | |
| | | |
| | | |
| | | |
| | | |


This drawing and the details on it are the sole property of the architect and may be used for this specific project only. It shall not be loaned, copied or reproduced, in whole or in part, or for any other purpose or project without the written consent of the Architect. Copyright © 2026 by Bond Architects, Inc.


STATE OF MISSOURI
MICHELLE R. WELLS
NUMBER A-2021031961
ARCHITECT
11/5/26

The Professional Architects seal affixed to this sheet applies only to the material and items shown on this sheet. All drawings, instruments or other documents not exhibiting this seal shall not be considered prepared by this architect, and this architect expressly disclaims any and all responsibility for such plan, drawings or documents not exhibiting this seal.

DATE: 11.05.2026

BID / PERMIT SET

# LOWER LEVEL FLOOR PLAN OVERALL

A2.0

SCOPE LEGEND

NO ARCHITECTURAL WORK IN THIS AREA FOR WORK DESCRIBED ON THIS PAGE. WORK MAY BE INCLUDED IN THESE AREAS ON OTHER SHEETS.

| KEYNOTE LEGEND | |
|---|---|
| KEY VALUE | KEYNOTE TEXT |

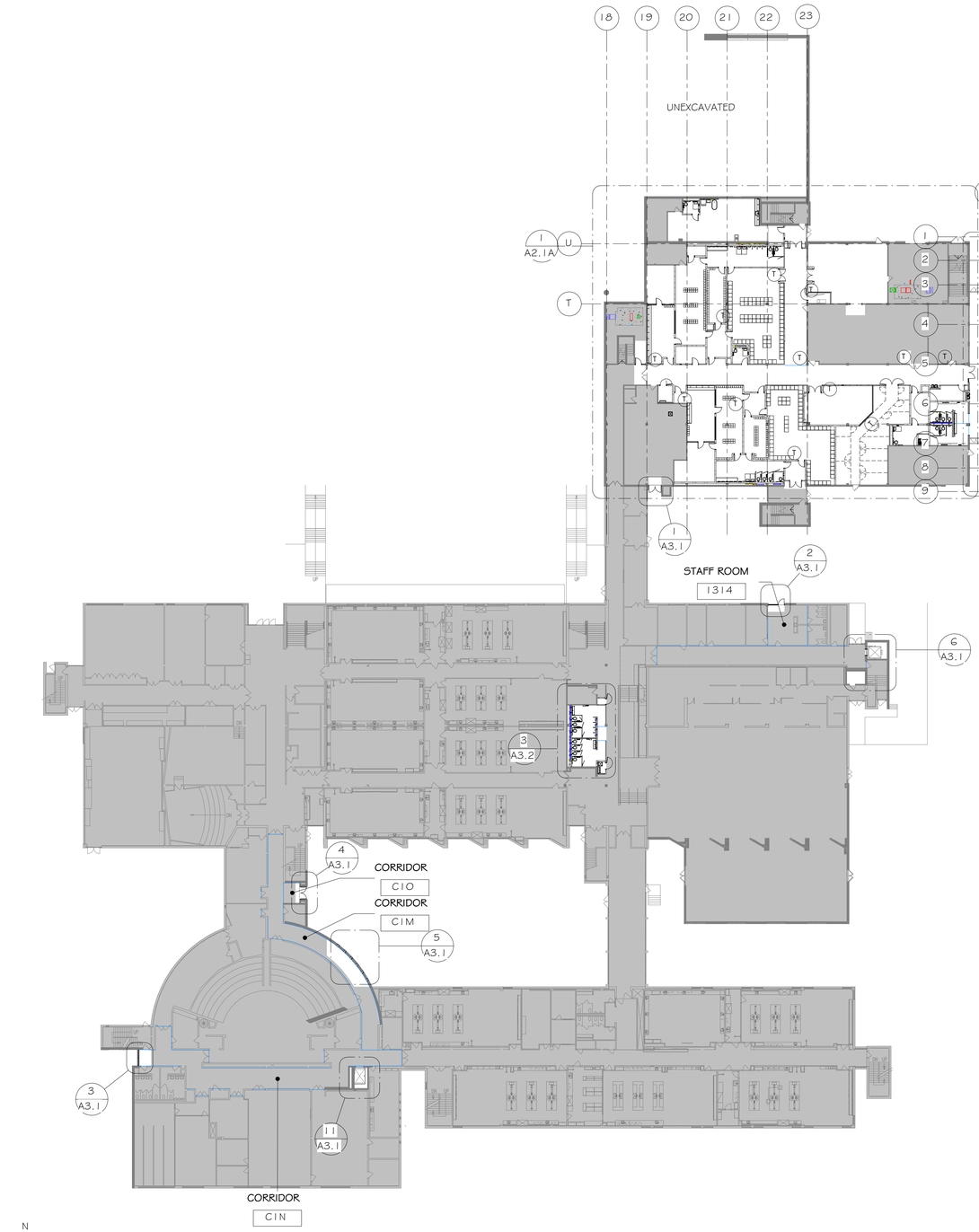


N

1 A2.1 FIRST FLOOR PLAN OVERALL

1/32" = 1'-0"

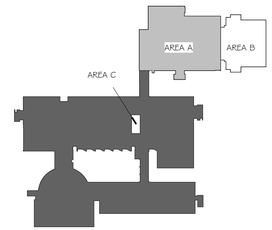


N

KEY PLAN LEVEL 1

NOT TO SCALE

SCALE: 3" = 1'-0" 0 0.25' 0.5' 1'

SCALE: 1 1/2" = 1'-0" 0 0.5' 1' 2'

SCALE: 1" = 1'-0" 0 0.5' 1' 2'

SCALE: 3/4" = 1'-0" 0 1' 2' 3'

SCALE: 1/2" = 1'-0" 0 1' 2' 4'

SCALE: 1/4" = 1'-0" 0 2' 4' 8'

SCALE: 1/8" = 1'-0" 0 4' 8' 16'

SCALE: 1/16" = 1'-0" 0 8' 16' 32'

10/28/2026 11:06:11 AM


bond architects

222 SOUTH CENTRAL AVE.
SUITE# 501
ST. LOUIS, MO 63105
TEL: 314.863.4994
FAX: 314.863.4996
www.bondarchitectsinc.com
Bond Architects, Inc.
Missouri State Certificate of Authority # 2009027409

**Cole & Associates, Inc.**
Civil Engineer
Consultant Project #26-0064
Certificate of Authority #001165
401 S. 18th St., Suite 200
St. Louis, MO 63103
314.984.9887 tel

**CASE Engineering, Inc.**
Structural Engineer
Consultant Project BDA-MO-06-26
Certificate of Authority #001498
796 Merus Ct.
Fenton, MO 63026
636.349.1600 tel

**RTM Engineering Consultants**
MEP Engineer
Consultant Project #26.B00203.2171
Certificate of Authority #2002028690
3701 S. Lindbergh Blvd.
St. Louis, MO 63127
314.725.5889 tel

**PINCHIN, LLC**
Hazardous Materials Consultant
Consultant Project #R262.00457.006
2 Cityplace Drive, Suite 195
St. Louis, MO 63141
314.230.0182 tel


West High School

14653 Clayton Rd., Ballwin, MO 63011
Parkway PN #542501B
Building Renovation & Site Improvements

Parkway School District
363 N. Woods Mill Rd., Chesterfield, MO 63017
314.415.8231 tel

Project No: 26022

Revisions

| No. | Description | Date |
|---|---|---|
| | | |
| | | |
| | | |
| | | |
| | | |
| | | |
| | | |


This drawing and the details on it are the sole property of the architect and may be used for this specific project only. It shall not be loaned, copied or reproduced, in whole or in part, or for any other purpose or project without the written consent of the Architect. Copyright © 2026 by Bond Architects, Inc.


STATE OF MISSOURI
MICHELLE R. WELLS
NUMBER A-2021031961
ARCHITECT
11/5/26

The Professional Architects seal affixed to this sheet applies only to the material and items shown on this sheet. All drawings, instruments or other documents not exhibiting this seal shall not be considered prepared by this architect, and this architect expressly disclaims any and all responsibility for such plan, drawings or documents not exhibiting this seal.

DATE: 11.05.2026

BID / PERMIT SET

# FIRST FLOOR PLAN OVERALL

A2.1

SCOPE LEGEND

NO ARCHITECTURAL WORK IN THIS AREA FOR WORK DESCRIBED ON THIS PAGE. WORK MAY BE INCLUDED IN THESE AREAS ON OTHER SHEETS.

| KEYNOTE LEGEND | |
|---|---|
| KEY VALUE | KEYNOTE TEXT |
| 0416 | WHERE EXISTING AIR DEVICE WAS REMOVED & NEW DUCT IS SMALLER THAN EXISTING PENETRATION, PATCH & INFILL WALL WITH M3 PARTITION TYPE. COORDINATE WITH MECHANICAL SHEETS. WALL INFILL MUST MAINTAIN EXISTING 1 HOUR FIRE RATING. PREP INFILL AREA TO RECEIVE NEW FINISHES |
| 0735 | SEAL & CAULK ANY & ALL PENETRATIONS THROUGH WALL & FIRE SEAL TOP OF WALL TO ACHIEVE 1 HR FIRE RATING |
| 0836 | EXISTING DOOR WITH CUSTOM VINYL WRAP TO REMAIN. PROTECT DURING ALL PHASES OF CONSTRUCTION |
| 0904 | ALIGN FACE OF NEW WALL WITH EXISTING |
| 0913 | PATCH, REPAIR, AND PAINT EXISTING WALL AS NEEDED AT ALL SIDES OF NEW DOOR, BOTH SIDES OF WALL |
| 1006 | FIRE EXTINGUISHER CABINET |
| 1027 | WIRE MESH PARTITIONS WITH GATES. CONFIRM LAYOUT WITH OWNER & ARCHITECT PRIOR TO INSTALLATION |
| 1032 | 6' TALL MIRRORS. SEE ELEVATIONS. |
| 1104 | REINSTALL EXISTING ICE MAKER |
| 1107 | 24"W X 24"D X 72"H, SINGLE TIER LOCKER |
| 1108 | 12"W X 12"D X 72"H, SINGLE TIER LOCKER |
| 1109 | 12"W X 12"D X 72" H, DOUBLE TIER LOCKER |
| 1113 | SMARTBOARD & PROJECTOR |


bond architects
222 SOUTH CENTRAL AVE.
SUITE# 501
ST. LOUIS, MO 63105
TEL: 314.863.4994
FAX: 314.863.4996
www.bondarchitectsinc.com
Bond Architects, Inc.
Missouri State Certificate of Authority # 2009027409

**Cole & Associates, Inc.**
Civil Engineer
Consultant Project #26-0064
Certificate of Authority #001165
401 S. 18th St., Suite 200
St. Louis, MO 63103
314.984.9887 tel

**CASE Engineering, Inc.**
Structural Engineer
Consultant Project BDA-MO-06-26
Certificate of Authority #001498
796 Merus Ct.
Fenton, MO 63026
636.349.1600 tel

**RTM Engineering Consultants**
MEP Engineer
Consultant Project #26.B00203.2171
Certificate of Authority #2002028690
3701 S. Lindbergh Blvd.
St. Louis, MO 63127
314.725.5889 tel

**PINCHIN, LLC**
Hazardous Materials Consultant
Consultant Project #R262.00457.006
2 Cityplace Drive, Suite 195
St. Louis, MO 63141
314.230.0182 tel


West High School
14653 Clayton Rd., Ballwin, MO 63011
Parkway PN #542501B
Building Renovation & Site Improvements

Parkway School District
363 N. Woods Mill Rd., Chesterfield, MO 63017
314.415.8231 tel

Project No: 26022

Revisions

| No. | Description | Date |
|---|---|---|
| | | |


This drawing and the details on it are the sole property of the architect and may be used for this specific project only. It shall not be loaned, copied or reproduced, in whole or in part, or for any other purpose or project without the written consent of the Architect.
Copyright © 2026 by Bond Architects, Inc.


STATE OF MISSOURI
MICHELLE R. WELLS
NUMBER A-2021031961
ARCHITECT
11/5/26

The Professional Architects seal affixed to this sheet applies only to the material and items shown on this sheet. All drawings, instruments or other documents not exhibiting this seal shall not be considered prepared by this architect, and this architect expressly disclaims any and all responsibility for such plan, drawings or documents not exhibiting this seal.

DATE: 11.05.2026

BID / PERMIT SET

# FIRST FLOOR PLAN - AREA A

A2.1A

AREA A
AREA B
AREA C

N
KEY PLAN LEVEL 1
NOT TO SCALE

N
1 / A2.1A FIRST FLOOR PLAN - AREA A
1/8" = 1'-0" REF: 1 / A2.1

SCALE: 3" = 1'-0" 1" 0.5" 0
SCALE: 1 1/2" = 1'-0" 2 1 0.5" 0
SCALE: 1" = 1'-0" 2 1 0.5" 0
SCALE: 3/4" = 1'-0" 3 2 1 0
SCALE: 1/2" = 1'-0" 4 2 1 0
SCALE: 1/4" = 1'-0" 8 4 2 0
SCALE: 1/8" = 1'-0" 16 8 4 0
SCALE: 1/16" = 1'-0" 32 16 8 0

10/28/2026 11:06:13 AM

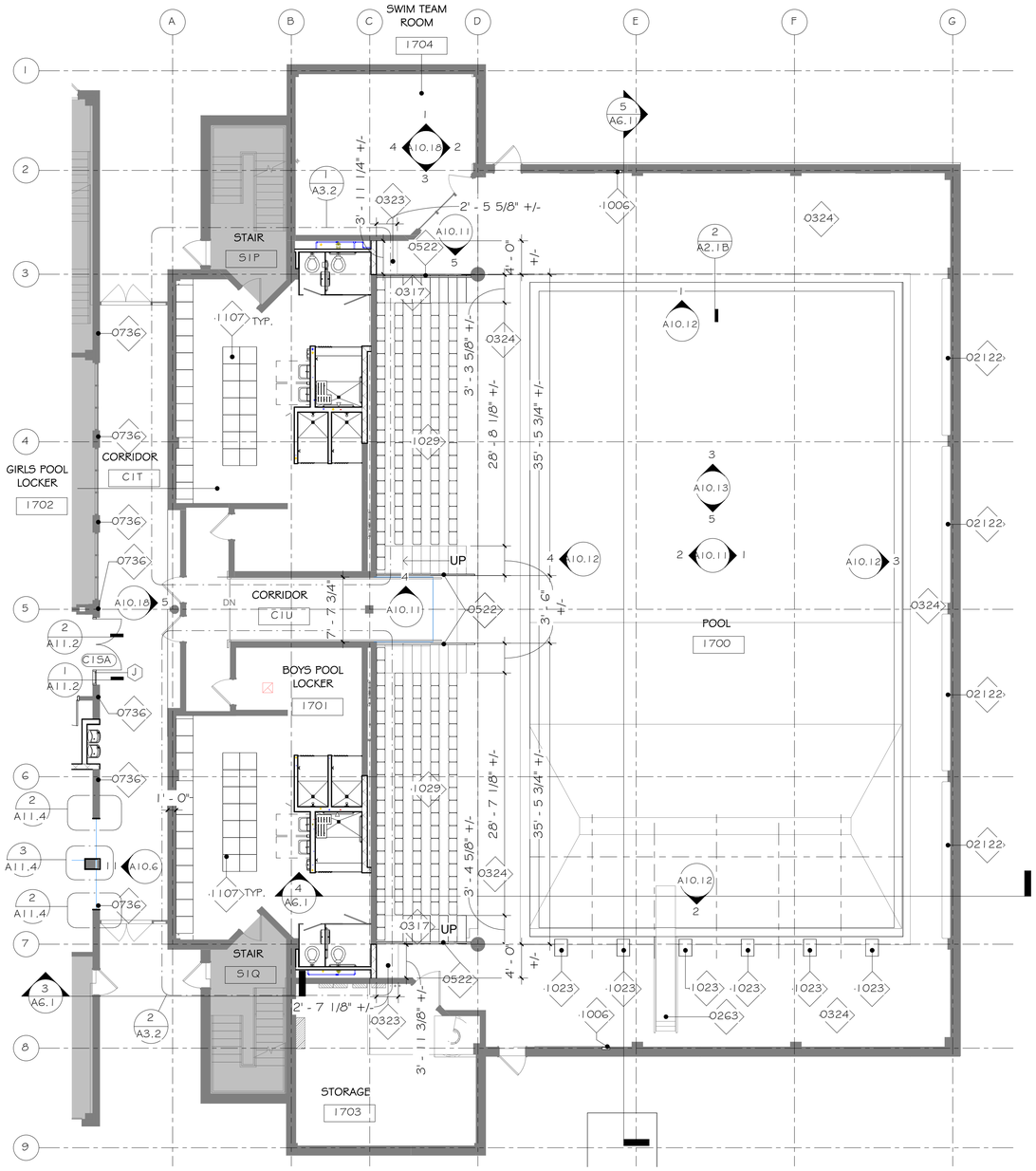


1 A2.1B FIRST FLOOR PLAN - AREA B
1/8" = 1'-0"

| KEYNOTE LEGEND | |
|---|---|
| KEY VALUE | KEYNOTE TEXT |
| 0263 | EXISTING DIVING BOARD & PODIUM TO REMAIN IN PLACE. PROTECT DURING ALL PHASES OF CONSTRUCTION |
| 0317 | INSTALL INTERMEDIATE AISLE STEPS ON EXISTING STAIRS. SEE STRUCTURAL |
| 0323 | CONCRETE SLAB INFILL, SEE STRUCTURAL |
| 0324 | PATCH & REPAIR & PREP ANY & ALL DAMAGED & SPALLING CONCRETE AT POOL DECK, POOL GUTTER, TIERED SEATING, STAIRS, AND ANYWHERE NEW RESINOUS FLOORING IS INSTALLED. CONTRACTOR TO COORDINATE REPAIR WORK WITH NEW FINISHES. REPAIRS ARE TO BE COMPATIBLE WITH NEW FINISHES & WARRANTIES |
| 0522 | INSTALL NEW STEEL PIPE HANDRAIL & GUARD RAIL. SEE ELEVATION & DETAIL |
| 0736 | 1" FLOOR-TO-WALL EXPANSION JOINT COVER. BASIS OF DESIGN CONSTRUCTION SPECIALTIES GFSW-100 |
| 1006 | FIRE EXTINGUISHER CABINET |
| 1023 | INSTALL SR SMITH STARTING BLOCK, LEGACY SP 9999A, IN ORIGINAL STARTING BLOCK LOCATIONS. STARTING BLOCKS TO HAVE CUSTOM SCHOOL GRAPHICS, NUMBERING, AND LOGOS |
| 1029 | FIXED INTERKAL BLEACHER SEAT |
| 1107 | 24"W X 24"D X 72"H, SINGLE TIER LOCKER |
| 02122 | REMOVE & SALVAGE EXISTING BENCHES FOR REINSTALLATION. PROTECT DURING ALL PHASES OF CONSTRUCTION |

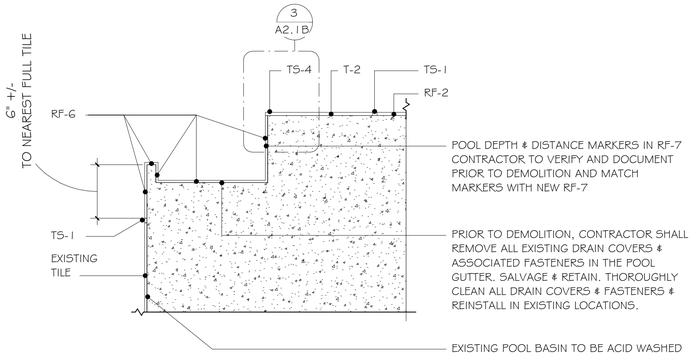


2 A2.1B TYP. POOL GUTTER DETAIL
1 1/2" = 1'-0" REF: 1/A2.1B

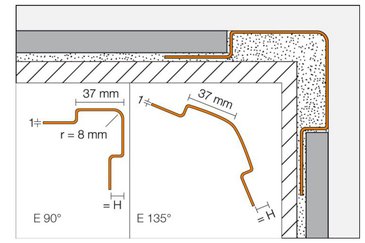


3 A2.1B POOL TRANSITION STRIP
NOT TO SCALE

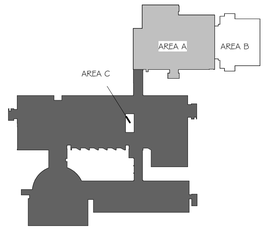


KEY PLAN LEVEL 1
NOT TO SCALE


**bond architects**
222 SOUTH CENTRAL AVE.
SUITE# 501
ST. LOUIS, MO 63105
TEL: 314.863.4994
FAX: 314.863.4996
www.bondarchitectsinc.com
Bond Architects, Inc.
Missouri State Certificate of Authority # 2009027409

**Cole & Associates, Inc.**
Civil Engineer
Consultant Project #26-0064
Certificate of Authority #001165
401 S. 18th St., Suite 200
St. Louis, MO 63103
314.984.9887 tel

**CASE Engineering, Inc.**
Structural Engineer
Consultant Project BDA-MO-06-26
Certificate of Authority #001498
796 Merus Ct.
Fenton, MO 63026
636.349.1600 tel

**RTM Engineering Consultants**
MEP Engineer
Consultant Project #26.B00203.2171
Certificate of Authority #2002028690
3701 S. Lindbergh Blvd.
St. Louis, MO 63127
314.725.5889 tel

**PINCHIN, LLC**
Hazardous Materials Consultant
Consultant Project #R262.00457.006
2 Cityplace Drive, Suite 195
St. Louis, MO 63141
314.230.0182 tel


West High School
14653 Clayton Rd., Ballwin, MO 63011
Parkway PN #542501B
Building Renovation & Site Improvements

Parkway School District
363 N. Woods Mill Rd., Chesterfield, MO 63017
314.415.8231 tel

Project No: 26022

Revisions

| No. | Description | Date |
|---|---|---|
| | | |


This drawing and the details on it are the sole property of the architect and may be used for this specific project only. It shall not be loaned, copied or reproduced, in whole or in part, or for any other purpose or project without the written consent of the Architect. Copyright © 2026 by Bond Architects, Inc.


STATE OF MISSOURI
MICHELLE R. WELLS
NUMBER A-2021031961
ARCHITECT
11/5/26

The Professional Architects seal affixed to this sheet applies only to the material and items shown on this sheet. All drawings, instruments or other documents not exhibiting this seal shall not be considered prepared by this architect, and this architect expressly disclaims any and all responsibility for such plan, drawings or documents not exhibiting this seal.

DATE: 11.05.2026

BID / PERMIT SET

# FIRST FLOOR PLAN - AREA B

A2.1B

10/28/2026 11:06:15 AM

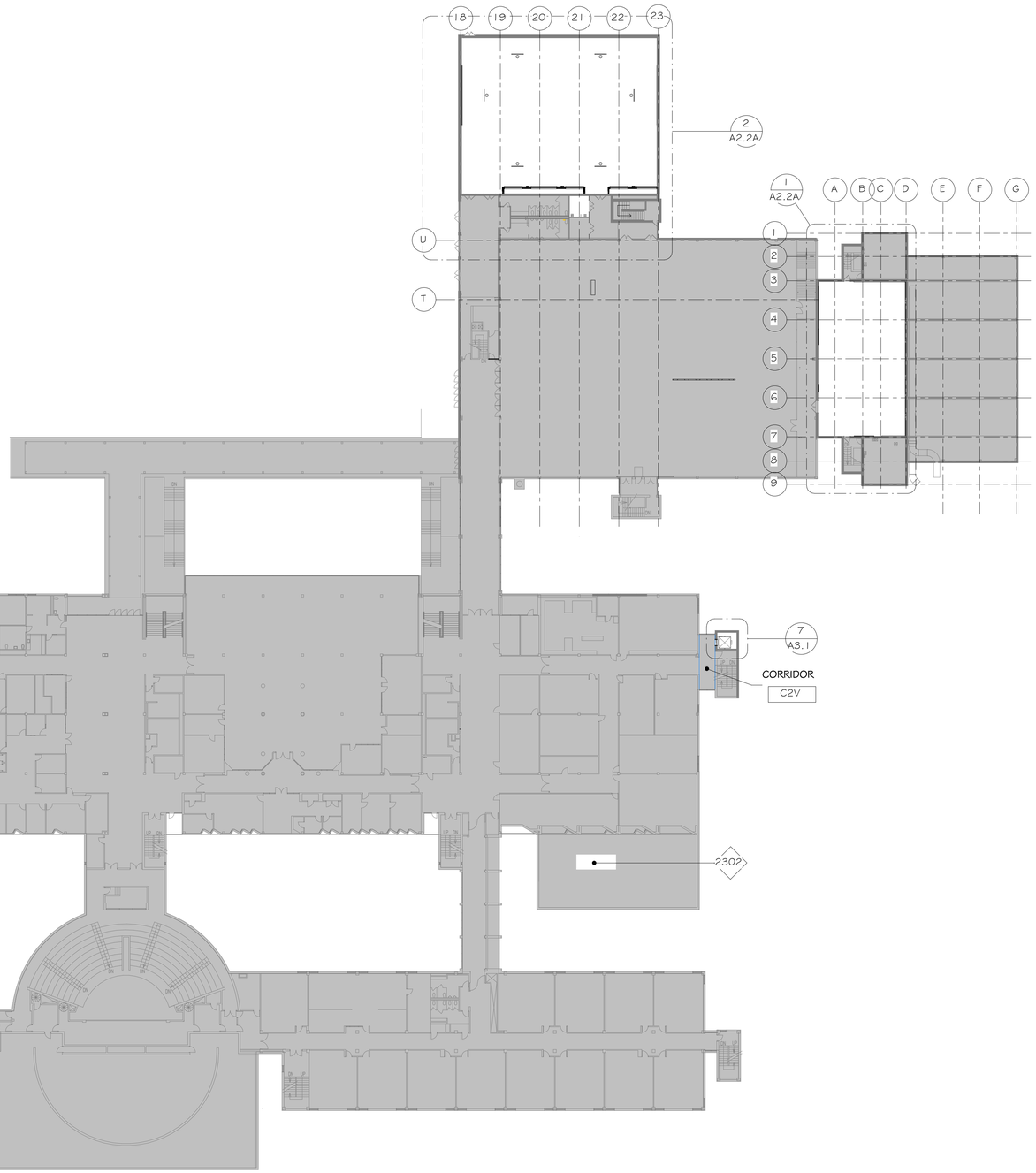


N

1 A2.2 SECOND FLOOR PLAN - OVERALL

1/32" = 1'-0"

SCOPE LEGEND

NO ARCHITECTURAL WORK IN THIS AREA FOR WORK DESCRIBED ON THIS PAGE. WORK MAY BE INCLUDED IN THESE AREAS ON OTHER SHEETS.

| KEYNOTE LEGEND | |
|---|---|
| KEY VALUE | KEYNOTE TEXT |
| 2302 | NEW ROOF TOP UNIT. EXISTING CURB TO REMAIN AND NEW SEISMIC ADAPTER CURB TO BE ADDED, SEE MECHANICAL DRAWINGS. RTU AND CURB WILL REUSE EXISTING OPENING IN ROOF. SEE STRUCTURAL FRAMING DETAILS AND ARCHITECTURAL DETAIL ON A9.4. |

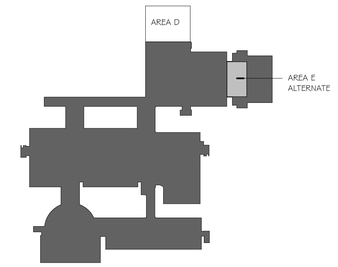


N

KEY PLAN LEVEL 2

NOT TO SCALE


**bond architects**
222 SOUTH CENTRAL AVE.
SUITE# 501
ST. LOUIS, MO 63105
TEL: 314.863.4994
FAX: 314.863.4996
www.bondarchitectsinc.com
Bond Architects, Inc.
Missouri State Certificate of Authority # 2009027409

**Cole & Associates, Inc.**
Civil Engineer
Consultant Project #26-0064
Certificate of Authority #001165
401 S. 18th St., Suite 200
St. Louis, MO 63103
314.984.9887 tel

**CASE Engineering, Inc.**
Structural Engineer
Consultant Project BDA-MO-06-26
Certificate of Authority #001498
796 Merus Ct.
Fenton, MO 63026
636.349.1600 tel

**RTM Engineering Consultants**
MEP Engineer
Consultant Project #26.B00203.2171
Certificate of Authority #2002028690
3701 S. Lindbergh Blvd.
St. Louis, MO 63127
314.725.5889 tel

**PINCHIN, LLC**
Hazardous Materials Consultant
Consultant Project #R262.00457.006
2 Cityplace Drive, Suite 195
St. Louis, MO 63141
314.230.0182 tel


West High School
14653 Clayton Rd., Ballwin, MO 63011
Parkway PN #542501B
Building Renovation & Site Improvements

Parkway School District
363 N. Woods Mill Rd., Chesterfield, MO 63017
314.415.8231 tel

Project No: 26022

Revisions

| No. | Description | Date |
|---|---|---|
| | | |
| | | |
| | | |
| | | |
| | | |
| | | |


This drawing and the details on it are the sole property of the architect and may be used for this specific project only. It shall not be loaned, copied or reproduced, in whole or in part, or for any other purpose or project without the written consent of the Architect.
Copyright © 2026 by Bond Architects, Inc.


STATE OF MISSOURI
MICHELLE R. WELLS
NUMBER A-2021031961
ARCHITECT
11/5/26

The Professional Architects seal affixed to this sheet applies only to the material and items shown on this sheet. All drawings, instruments or other documents not exhibiting this seal shall not be considered prepared by this architect, and this architect expressly disclaims any and all responsibility for such plan, drawings or documents not exhibiting this seal.

DATE: 11.05.2026

BID / PERMIT SET

SECOND FLOOR PLAN OVERALL

A2.2

SCALE: 3" = 1'-0" 0 0.25' 0.5' 1'
SCALE: 1 1/2" = 1'-0" 0 0.5' 1' 2
SCALE: 1" = 1'-0" 0 0.5' 1' 2
SCALE: 3/4" = 1'-0" 0 1' 2' 3
SCALE: 1/2" = 1'-0" 0 1' 2' 4
SCALE: 1/4" = 1'-0" 0 2' 4' 8
SCALE: 1/8" = 1'-0" 0 4' 8' 16
SCALE: 1/16" = 1'-0" 0 8' 16' 32

10/28/2026 11:06:16 AM

SCALE: 3" = 1'-0"
SCALE: 1 1/2" = 1'-0"
SCALE: 1" = 1'-0"
SCALE: 3/4" = 1'-0"
SCALE: 1/2" = 1'-0"
SCALE: 1/4" = 1'-0"
SCALE: 1/8" = 1'-0"
SCALE: 1/16" = 1'-0"

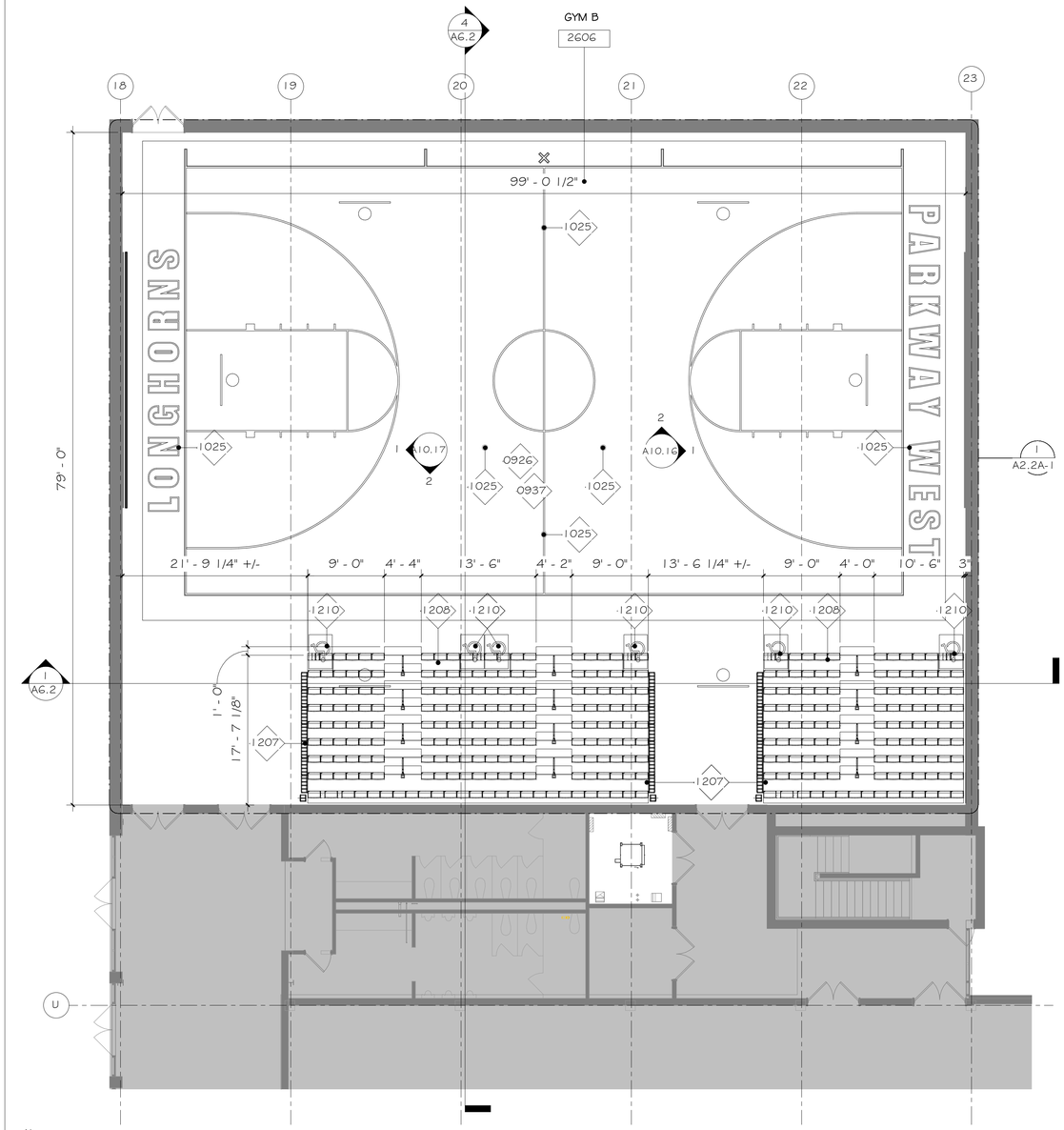


2 SECOND FLOOR PLAN - AREA D
A2.2A 1/8" = 1'-0" REF: 1 /A2.2

SCOPE LEGEND

NO ARCHITECTURAL WORK IN THIS AREA FOR WORK DESCRIBED ON THIS PAGE. WORK MAY BE INCLUDED IN THESE AREAS ON OTHER SHEETS.

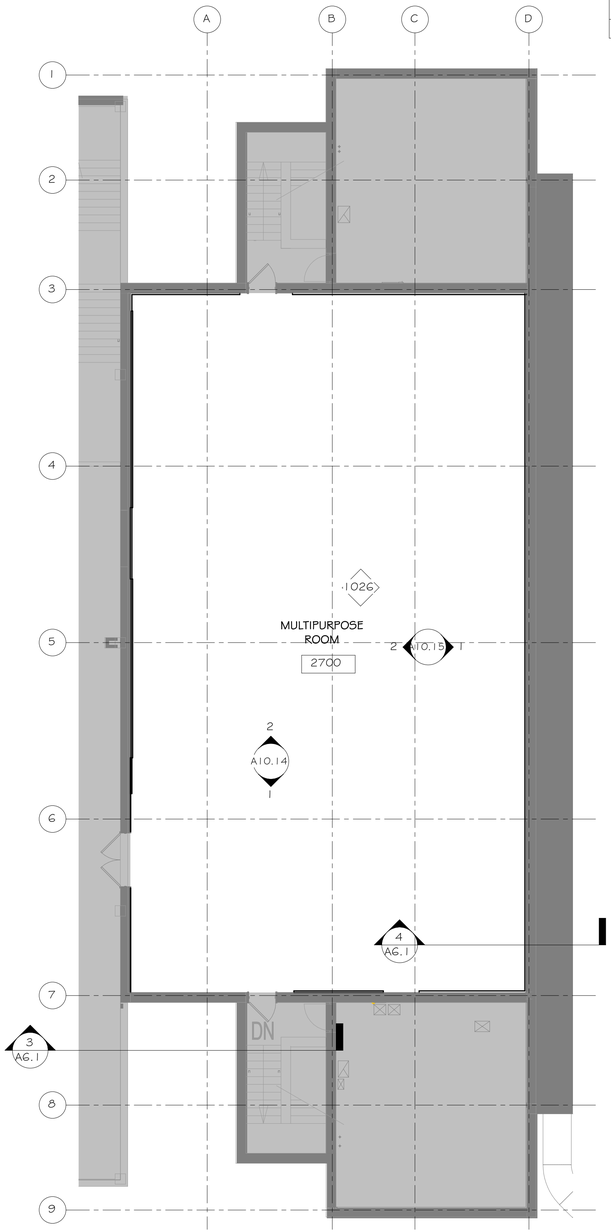


1 SECOND FLOOR PLAN - AREA E - ALTERNATE
A2.2A 1/8" = 1'-0" REF: 1 /A2.2

| KEYNOTE LEGEND | |
|---|---|
| KEY VALUE | KEYNOTE TEXT |
| 0926 | INSTALL NEW WOOD GYM ATHLETIC FLOORING. BASIS OF DESIGN: ROBBINS MVP FLOORING |
| 0937 | CLEAN AND PAINT WALLS IN GYM, INCLUDING BEHIND BLEACHERS. |
| 1025 | EXISTING VOLLEYBALL SLEEVE IN FLOOR. CONTRACTOR TO PROVIDE NEW COVER COMPATIBLE WITH ATHLETIC WOOD FLOORING SYSTEM |
| 1026 | ADD NEW WALL PADS |
| 1207 | SOLID-COLOR BLEACHER SIDE CURTAINS, BY BLEACHER MANUFACTURER |
| 1208 | MOTORZIED TELESCOPIC BLEACHER SEATING SHOWN IN FULLY OPEN POSITION, SEE SPECIFICATIONS |
| 1210 | RETRACTABLE WHEELCHAIR SPACE LOCATION |

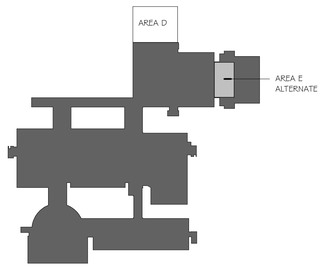


N KEY PLAN LEVEL 2
NOT TO SCALE


**bond architects**
222 SOUTH CENTRAL AVE.
SUITE# 501
ST. LOUIS, MO 63105
TEL: 314.863.4994
FAX: 314.863.4996
www.bondarchitectsinc.com
Bond Architects, Inc.
Missouri State Certificate of Authority # 2009027409

**Cole & Associates, Inc.**
Civil Engineer
Consultant Project #26-0064
Certificate of Authority #001165
401 S. 18th St., Suite 200
St. Louis, MO 63103
314.984.9887 tel

**CASE Engineering, Inc.**
Structural Engineer
Consultant Project BDA-MO-06-26
Certificate of Authority #001498
796 Merus Ct.
Fenton, MO 63026
636.349.1600 tel

**RTM Engineering Consultants**
MEP Engineer
Consultant Project #26.B00203.2171
Certificate of Authority #2002028690
3701 S. Lindbergh Blvd.
St. Louis, MO 63127
314.725.5889 tel

**PINCHIN, LLC**
Hazardous Materials Consultant
Consultant Project #R262.00457.006
2 Cityplace Drive, Suite 195
St. Louis, MO 63141
314.230.0182 tel


West High School
14653 Clayton Rd., Ballwin, MO 63011
Parkway PN #542501B
Building Renovation & Site Improvements

Parkway School District
363 N. Woods Mill Rd., Chesterfield, MO 63017
314.415.8231 tel

Project No: 26022

Revisions

| No. | Description | Date |
|---|---|---|
| | | |


This drawing and the details on it are the sole property of the architect and may be used for this specific project only. It shall not be loaned, copied or reproduced, in whole or in part, or for any other purpose or project without the written consent of the Architect.
Copyright © 2026 by Bond Architects, Inc.


STATE OF MISSOURI
MICHELLE R. WELLS
NUMBER A-2021031961
ARCHITECT
11/5/26

The Professional Architects seal affixed to this sheet applies only to the material and items shown on this sheet. All drawings, instruments or other documents not exhibiting this seal shall not be considered prepared by this architect, and this architect expressly disclaims any and all responsibility for such plan, drawings or documents not exhibiting this seal.

DATE: 11.05.2026

BID / PERMIT SET

# SECOND FLOOR PLAN - AREA D & E

A2.2A

10/28/2026 11:06:18 AM

NOTE: COLORS ON THIS SHEET SHOW THE INTENT OF THE GYM FLOOR STAINING & GAME LINES. CONTRACTOR IS RESPONSIBLE FOR PRINTING THIS SHEET IN COLOR & ENSURING ALL TRADES HAVE PRINTED THIS SHEET IN COLOR.

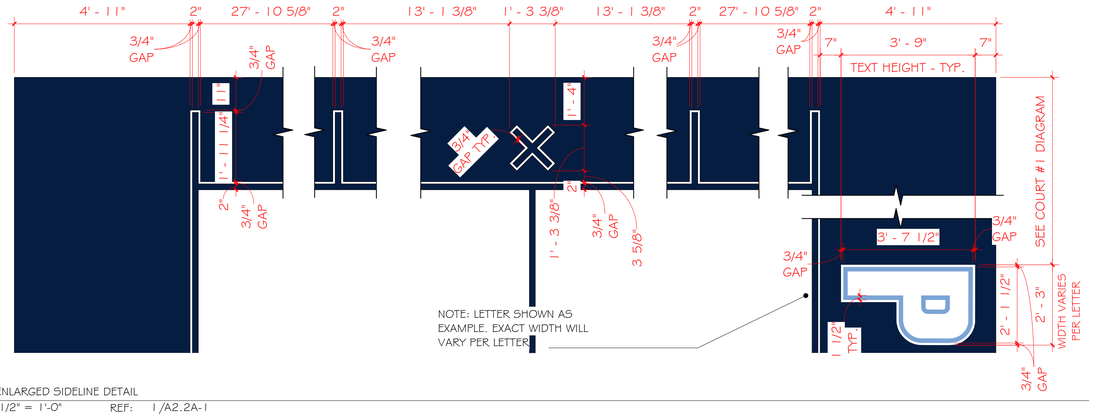


2 A2.2A-1 ENLARGED SIDELINE DETAIL 1 1/2" = 1'-0" REF: 1/A2.2A-1

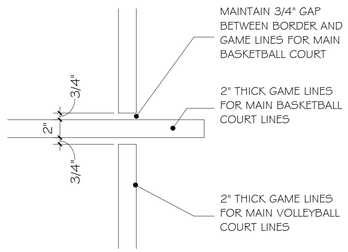


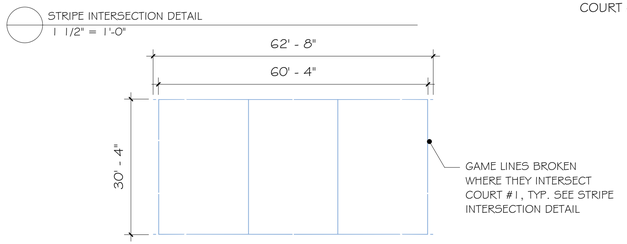


STRIPE INTERSECTION DETAIL
1 1/2" = 1'-0"

**COURT #2**
FULL HIGH SCHOOL REGULATION VOLLEYBALL COURT (1 THUS) - COMPETITION
2" LINE WIDTH
LINE COLOR : LIGHT BLUE TO MATCH SCHOOL COLORS

REPRESENTS PAINT - LIGHT BLUE - CUSTOM TO MATCH SCHOOL COLORS

COURT #2
1/16" = 1'-0"

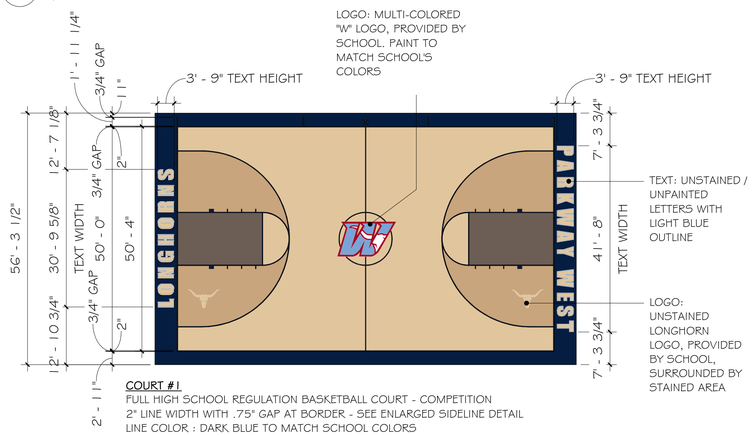


**COURT #1**
FULL HIGH SCHOOL REGULATION BASKETBALL COURT - COMPETITION
2" LINE WIDTH WITH .75" GAP AT BORDER - SEE ENLARGED SIDELINE DETAIL
LINE COLOR : DARK BLUE TO MATCH SCHOOL COLORS

REPRESENTS PAINT - DARK BLUE - CUSTOM TO MATCH SCHOOL COLORS
REPRESENTS PAINT - LIGHT BLUE - CUSTOM TO MATCH SCHOOL COLORS
REPRESENTS PAINT - RED - CUSTOM TO MATCH SCHOOL COLORS
REPRESENTS PAINT - WHITE
REPRESENTS NATURAL WOOD - UNSTAINED
REPRESENTS STAIN - COLOR TBD
REPRESENTS STAIN - COLOR TBD

COURT #1
1/16" = 1'-0"




1 A2.2A-1 GYM B 2606 - GYM FLOOR PAINT & STAIN DESIGN 3/16" = 1'-0" REF: 2/A2.2A

| KEYNOTE LEGEND | |
|---|---|
| KEY VALUE | KEYNOTE TEXT |
| 0611 | INSTALL SOLID WOOD BLOCKING UNDER WOODEN GYMNASIUM FLOORING WHERE TELESCOPIC BLEACHER SEATING WILL BE IN STACKED POSITION. CONTRACTOR TO COORDINATE AMONGST TRADES. |
| 0612 | INSTALL PARTIAL WOOD BLOCKING UNDER WOODEN FLOORING WHERE TELESCOPING BLEACHER SEATING WHEELS ARE LOCATED IN FULLY OPEN POSITION. CONTRACTOR TO COORDINATE AMONGST TRADES |
| 0945 | ANCHORED WOODEN GYMNASIUM FLOORING SYSTEM. SEE DETAILS & SPECIFICATIONS. SEE SPECIFICATIONS FOR CONCRETE JOINT & SLAB REQUIREMENTS |
| 0946 | CONTRACTOR TO PROVIDE & INSTALL CUSTOM PAINTED LOGO, FINAL ARTWORK TO BE PROVIDED BY OWNER |
| 0947 | CONTRACTOR TO PROVIDE & INSTALL CUSTOM STAINED LOGO, FINAL ARTWORK TO BE PROVIDED BY OWNER |
| 1025 | EXISTING VOLLEYBALL SLEEVE IN FLOOR. CONTRACTOR TO PROVIDE NEW COVER COMPATIBLE WITH ATHLETIC WOOD FLOORING SYSTEM |
| 1028 | EXISTING BASKETBALL HOOP TO REMAIN |
| 1208 | MOTORZIED TELESCOPIC BLEACHER SEATING SHOWN IN FULLY OPEN POSITION, SEE SPECIFICATIONS |
| 1209 | NOTED WHEEL LOCATIONS ARE APPROXIMATE. CONTRACTOR TO COORDINATE & VERIFY |


bond architects
222 SOUTH CENTRAL AVE.
SUITE# 501
ST. LOUIS, MO 63105
TEL: 314.863.4994
FAX: 314.863.4996
www.bondarchitectsinc.com
Bond Architects, Inc.
Missouri State Certificate of Authority # 2009027409

**Cole & Associates, Inc.**
Civil Engineer
Consultant Project #26-0064
Certificate of Authority #001165
401 S. 18th St., Suite 200
St. Louis, MO 63103
314.984.9887 tel

**CASE Engineering, Inc.**
Structural Engineer
Consultant Project BDA-MO-06-26
Certificate of Authority #001498
796 Merus Ct.
Fenton, MO 63026
636.349.1600 tel

**RTM Engineering Consultants**
MEP Engineer
Consultant Project #26.B00203.2171
Certificate of Authority #2002028690
3701 S. Lindbergh Blvd.
St. Louis, MO 63127
314.725.5889 tel

**PINCHIN, LLC**
Hazardous Materials Consultant
Consultant Project #R262.00457.006
2 Cityplace Drive, Suite 195
St. Louis, MO 63141
314.230.0182 tel


West High School
14653 Clayton Rd., Ballwin, MO 63011
Parkway PN #542501B
Building Renovation & Site Improvements

Parkway School District
363 N. Woods Mill Rd., Chesterfield, MO 63017
314.415.8231 tel

Project No: 26022

Revisions

| No. | Description | Date |
|---|---|---|
| | | |


This drawing and the details on it are the sole property of the architect and may be used for this specific project only. It shall not be loaned, copied or reproduced, in whole or in part, or for any other purpose or project without the written consent of the Architect. Copyright © 2026 by Bond Architects, Inc.


STATE OF MISSOURI
MICHELLE R. WELLS
ARCHITECT
A-2021031961
11/5/26


The Professional Architects seal affixed to this sheet applies only to the material and items shown on this sheet. All drawings, instruments or other documents not exhibiting this seal shall not be considered prepared by this architect, and this architect expressly disclaims any and all responsibility for such plan, drawings or documents not exhibiting this seal.


DATE: 11.05.2026

BID / PERMIT SET

SECOND FLOOR PLAN - GYM PLAN

A2.2A-1

10/28/2026 11:06:19 AM

SCOPE LEGEND

NO ARCHITECTURAL WORK IN THIS AREA FOR WORK DESCRIBED ON THIS PAGE. WORK MAY BE INCLUDED IN THESE AREAS ON OTHER SHEETS.

| KEYNOTE LEGEND | |
|---|---|
| KEY VALUE | KEYNOTE TEXT |

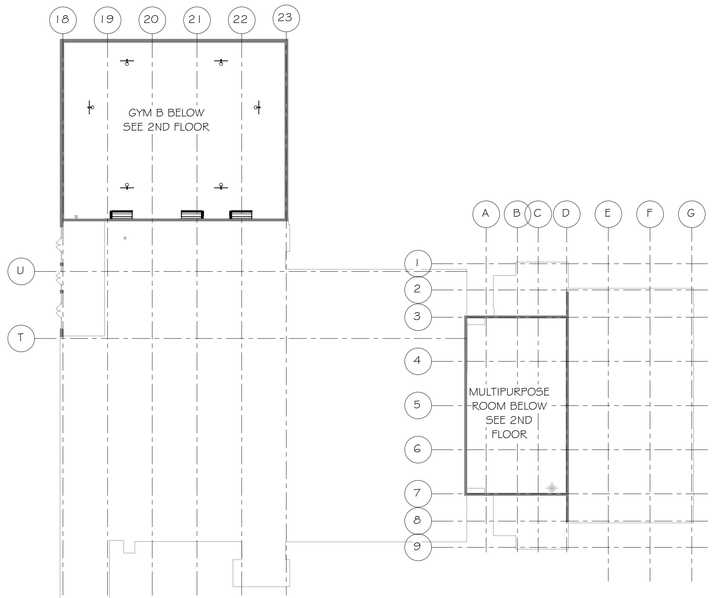


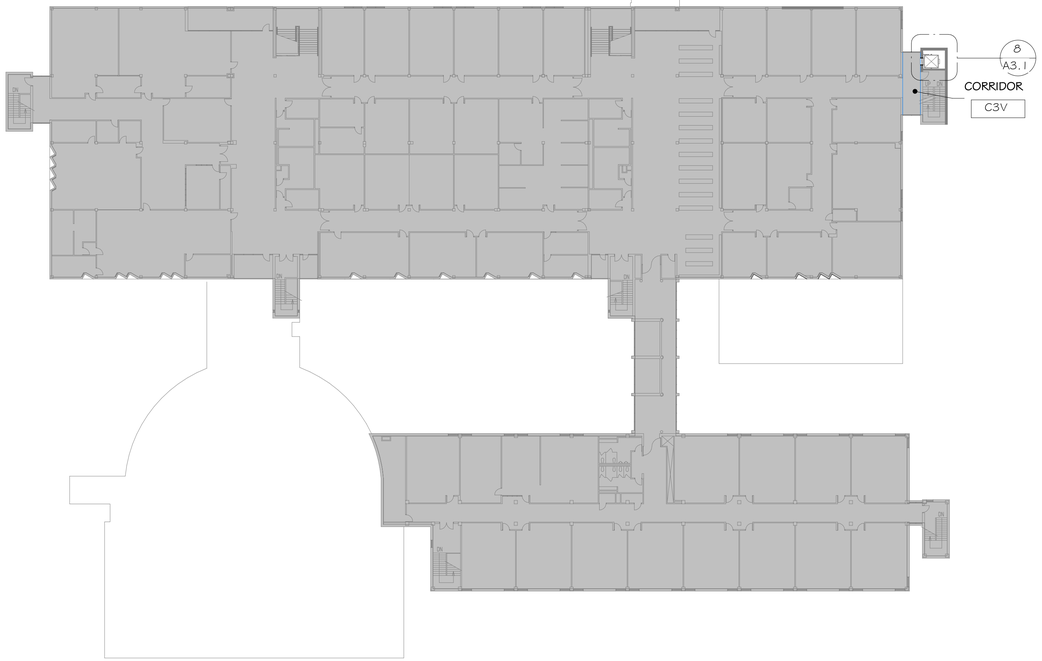


N

1
A2.3

THIRD FLOOR PLAN - OVERALL
1/32" = 1'-0"

SCALE: 3" = 1'-0" 0 0.25' 0.5' 1'
SCALE: 1 1/2" = 1'-0" 0 0.5' 1' 2'
SCALE: 1" = 1'-0" 0 0.5' 1' 2'
SCALE: 3/4" = 1'-0" 0 1' 2' 3'
SCALE: 1/2" = 1'-0" 0 1' 2' 4'
SCALE: 1/4" = 1'-0" 0 2' 4' 8'
SCALE: 1/8" = 1'-0" 0 4' 8' 16'
SCALE: 1/16" = 1'-0" 0 8' 16' 32'

10/28/2026 11:06:20 AM


bond architects
222 SOUTH CENTRAL AVE.
SUITE# 501
ST. LOUIS, MO 63105
TEL: 314.863.4994
FAX: 314.863.4996
www.bondarchitectsinc.com
Bond Architects, Inc.
Missouri State Certificate of Authority # 2009027409

**Cole & Associates, Inc.**
Civil Engineer
Consultant Project #26-0064
Certificate of Authority #001165
401 S. 18th St., Suite 200
St. Louis, MO 63103
314.984.9887 tel

**CASE Engineering, Inc.**
Structural Engineer
Consultant Project BDA-MO-06-26
Certificate of Authority #001498
796 Merus Ct.
Fenton, MO 63026
636.349.1600 tel

**RTM Engineering Consultants**
MEP Engineer
Consultant Project #26.B00203.2171
Certificate of Authority #2002028690
3701 S. Lindbergh Blvd.
St. Louis, MO 63127
314.725.5889 tel

**PINCHIN, LLC**
Hazardous Materials Consultant
Consultant Project #R262.00457.006
2 Cityplace Drive, Suite 195
St. Louis, MO 63141
314.230.0182 tel


West High School
14653 Clayton Rd., Ballwin, MO 63011
Parkway PN #542501B
Building Renovation & Site Improvements

Parkway School District
363 N. Woods Mill Rd., Chesterfield, MO 63017
314.415.8231 tel

Project No: 26022

Revisions

| No. | Description | Date |
|---|---|---|
| | | |
| | | |
| | | |
| | | |
| | | |
| | | |


This drawing and the details on it are the sole property of the architect and may be used for this specific project only. It shall not be loaned, copied or reproduced, in whole or in part, or for any other purpose or project without the written consent of the Architect.
Copyright © 2026 by Bond Architects, Inc.


STATE OF MISSOURI
MICHELLE R. WELLS
NUMBER A-2021031961
ARCHITECT
11/5/26

The Professional Architects seal affixed to this sheet applies only to the material and items shown on this sheet. All drawings, instruments or other documents not exhibiting this seal shall not be considered prepared by this architect, and this architect expressly disclaims any and all responsibility for such plan, drawings or documents not exhibiting this seal.

DATE: 11.05.2026

BID / PERMIT SET

# THIRD FLOOR PLAN OVERALL

A2.3

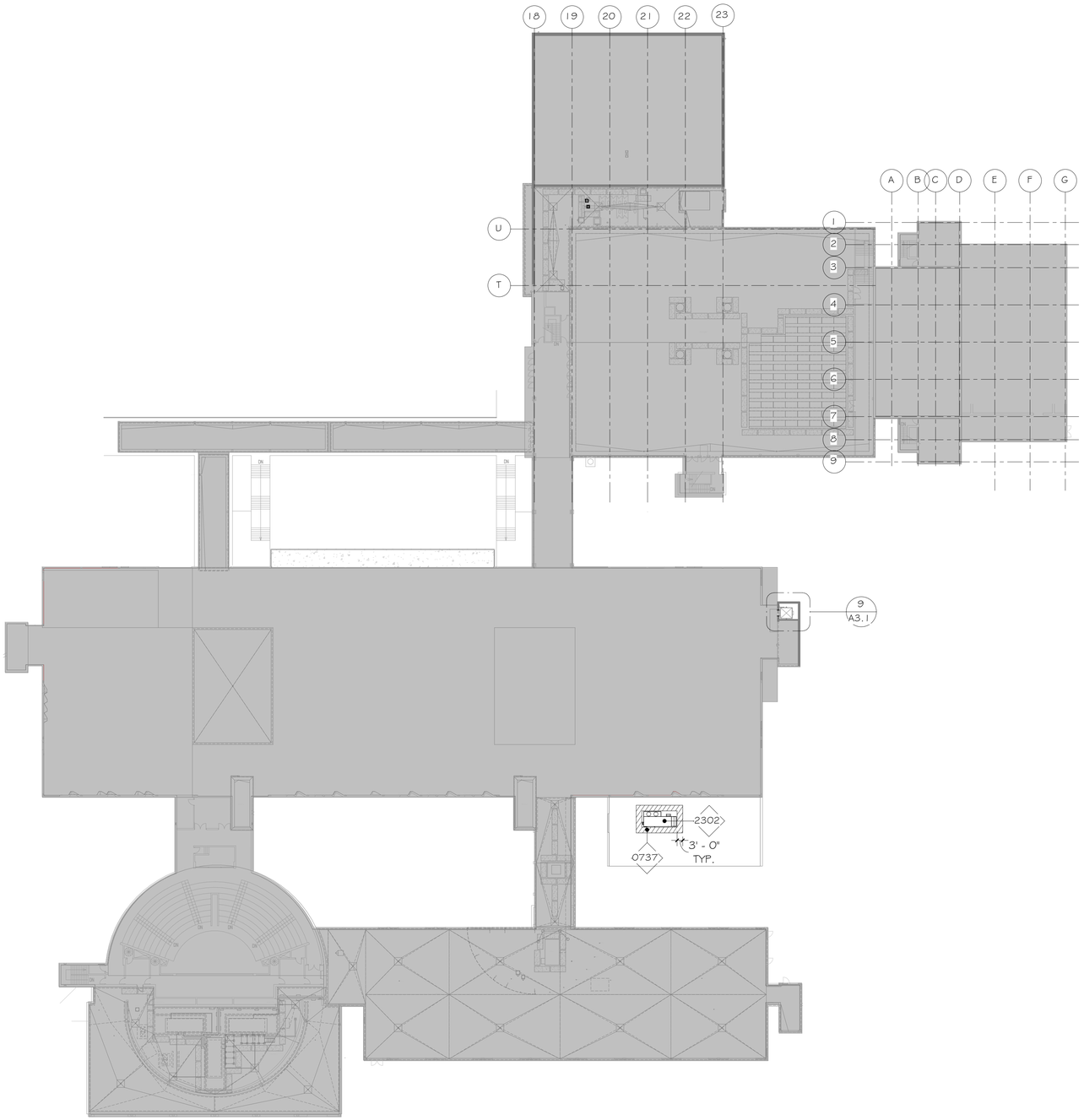


N

1 ROOF PLAN OVERALL
A2.4 1/32" = 1'-0"

SCOPE LEGEND

NO ARCHITECTURAL WORK IN THIS AREA FOR WORK DESCRIBED ON THIS PAGE. WORK MAY BE INCLUDED IN THESE AREAS ON OTHER SHEETS.

ROOF GENERAL NOTES

1. ALL ROOF PENETRATIONS AND ACCESSORIES (DRAINS, VENTS, ETC.) ARE TO BE INSTALLED AND FLASHED IN COMPLIANCE WITH THE CURRENT EDITIONS OF N.R.C.A. ROOFING AND WATERPROOFING MANUAL AND S.M.A.C.N.A. (ARCHITECTURAL SHEET METAL MANUAL).
2. PROVIDE WALKWAY PROTECTION WHERE INDICATED AND AT ALL SIDES OF MECHANICAL ROOF TOP UNITS REQUIRING SERVICE AND AT TOP AND BOTTOM OF ALL ROOF STAIRS.
3. ALL ROOF TOP EQUIPMENT (EXCLUDING PREFINISHED ITEMS) SHALL BE FIELD PAINTED.
4. CONTRACTOR IS RESPONSIBLE FOR PROVIDING FRT WOOD BLOCKING AS REQUIRED TO ACCOMMODATE ALL PROFILES OF FINISHED ROOFING INCLUDING AT CRICKETS AND TAPERED INSULATION AT WALLS, PARAPETS AND GRAVEL STOPS. GRAVEL STOPS AT GUTTERS TO BE STAINLESS STEEL WITH SOLDERED JOINTS.
5. COORDINATE HOSE BIB LOCATIONS ON ROOF WITH MEP PLANS.

ROOF SYMBOLS LEGEND

- WALK PADS
- ROOF DRAIN
- SPLASH PAN
- GAS VENT

| KEYNOTE LEGEND | |
|---|---|
| KEY VALUE | KEYNOTE TEXT |
| 0737 | INSTALL WALKPADS ON EXISTING ROOF AROUND RTU |
| 2302 | NEW ROOF TOP UNIT. EXISTING CURB TO REMAIN AND NEW SEISMIC ADAPTER CURB TO BE ADDED, SEE MECHANICAL DRAWINGS. RTU AND CURB WILL REUSE EXISTING OPENING IN ROOF. SEE STRUCTURAL FRAMING DETAILS AND ARCHITECTURAL DETAIL ON A9.4. |


bond architects
222 SOUTH CENTRAL AVE.
SUITE# 501
ST. LOUIS, MO 63105
TEL: 314.863.4994
FAX: 314.863.4996
www.bondarchitectsinc.com
Bond Architects, Inc.
Missouri State Certificate of Authority # 2009027409

**Cole & Associates, Inc.**
Civil Engineer
Consultant Project #26-0064
Certificate of Authority #001165
401 S. 18th St., Suite 200
St. Louis, MO 63103
314.984.9887 tel

**CASE Engineering, Inc.**
Structural Engineer
Consultant Project BDA-MO-06-26
Certificate of Authority #001498
796 Merus Ct.
Fenton, MO 63026
636.349.1600 tel

**RTM Engineering Consultants**
MEP Engineer
Consultant Project #26.B00203.2171
Certificate of Authority #2002028690
3701 S. Lindbergh Blvd.
St. Louis, MO 63127
314.725.5889 tel

**PINCHIN, LLC**
Hazardous Materials Consultant
Consultant Project #R262.00457.006
2 Cityplace Drive, Suite 195
St. Louis, MO 63141
314.230.0182 tel


West High School
14653 Clayton Rd., Ballwin, MO 63011
Parkway PN #542501B
Building Renovation & Site Improvements

Parkway School District
363 N. Woods Mill Rd., Chesterfield, MO 63017
314.415.8231 tel

Project No: 26022

Revisions

| No. | Description | Date |
|---|---|---|
| | | |


This drawing and the details on it are the sole property of the architect and may be used for this specific project only. It shall not be loaned, copied or reproduced, in whole or in part, or for any other purpose or project without the written consent of the Architect.
Copyright © 2026 by Bond Architects, Inc.


STATE OF MISSOURI
MICHELLE R. WELLS
NUMBER A-2021031961
ARCHITECT
11/5/26

The Professional Architects seal affixed to this sheet applies only to the material and items shown on this sheet. All drawings, instruments or other documents not exhibiting this seal shall not be considered prepared by this architect, and this architect expressly disclaims any and all responsibility for such plan, drawings or documents not exhibiting this seal.

DATE: 11.05.2026

BID / PERMIT SET

ROOF PLAN

A2.4

10/28/2026 11:06:21 AM

SCALE: 3" = 1'-0" 0 0.25' 0.5' 1'
SCALE: 1 1/2" = 1'-0" 0 0.5' 1' 2'
SCALE: 1" = 1'-0" 0 0.5' 1' 2'
SCALE: 3/4" = 1'-0" 0 1' 2' 3'
SCALE: 1/2" = 1'-0" 0 1' 2' 4'
SCALE: 1/4" = 1'-0" 0 2' 4' 8'
SCALE: 1/8" = 1'-0" 0 4' 8' 16'
SCALE: 1/16" = 1'-0" 0 8' 16' 32'

SCALE: 3" = 1'-0" | SCALE: 1 1/2" = 1'-0" | SCALE: 1" = 1'-0" | SCALE: 3/4" = 1'-0" | SCALE: 1/2" = 1'-0" | SCALE: 1/4" = 1'-0" | SCALE: 1/8" = 1'-0" | SCALE: 1/16" = 1'-0"

10/28/2026 11:06:25 AM

## SCOPE LEGEND

NO ARCHITECTURAL WORK IN THIS AREA FOR WORK DESCRIBED ON THIS PAGE. WORK MAY BE INCLUDED IN THESE AREAS ON OTHER SHEETS.

**SELECTIVE DEMOLITION NOTE – EXISTING DOORS AND WINDOWS:**
REMOVE EXISTING DOOR AND WINDOW ASSEMBLIES WITH CARE AND PRECISION. PERFORM DEMOLITION IN A CONTROLLED MANNER TO PRESERVE ADJACENT CONSTRUCTION. PROTECT ALL SURFACES AROUND THE OPENING. PREVENT DAMAGE TO EXISTING MASONRY AND MAINTAIN THE INTEGRITY OF SURROUNDING MATERIALS. LIMIT DEMOLITION OF ADJACENT METAL STUD FRAMING, GYPSUM BOARD, FINISHES, AND OTHER WALL SURFACING TO A MAXIMUM OF 6 INCHES BEYOND THE PERIMETER OF THE EXISTING OPENING. REPAIR OR REPLACE ONLY THOSE MATERIALS NECESSARY TO FACILITATE INSTALLATION OF THE NEW ASSEMBLY AND RESTORE ADJACENT CONSTRUCTION TO MATCH EXISTING CONDITIONS. PAINTING OF REPAIRED WALL SHALL EXTEND TO NEAREST CORNER. CONTRACTOR RESPONSIBLE FOR REPAIRING ALL WALLS/CEILINGS/FLOORS BEYOND LIMITS ALLOWED. CONTRACTOR TO NOTIFY OWNER/ARCHITECT IMMEDIATELY IF UNFORESEEN CONDITIONS ARE UNCOVERED.

**ELEVATOR SCOPE OF WORK:**
**4-STOP ELEVATOR (ELEV. 1A):** REPLACE NONPROPRIETARY CONTROLLER, HYDRAULIC POWER UNIT, CAB FIXTURES, HALL FIXTURES, CAB DOORS, HALL DOORS, OPERATING EQUIPMENT, ROLLER GUIDES, HOISTWAY WIRE, TRAVELING CABLE, INTERIOR CAB FINISHES, CARTOP HANDRAILS, PIT LIGHTING, DISCONNECT FOR CAB LIGHTING. EXISTING CAB FLOORING TO REMAIN, SAND, RESTAIN & REFINISH EXISTING CAB WOOD FLOORING. WRAP CAB RETURN, STRIKE, AND HEADER WITH NEW STAINLESS STEEL FINISH. REPLACE EXISTING KEYPAD IN CAB INTERIOR WITH NEW KEYED SWITCH. PROGRAM ELEVATOR TO ONLY ALLOW ACCESS TO ROOF WHEN KEY IS INSERTED. ON CORRIDOR-SIDE OF ELEVATOR, REMOVE EXISTING KEYPADS & CARD READERS. CAP WIRES & COVER WITH STAINLESS STEEL COVER PLATES. SEE MEP SHEETS FOR MORE INFORMATION.
**2-STOP ELEVATOR (ELEV. 1B):** REPLACE NONPROPRIETARY CONTROLLER, HYDRAULIC POWER UNIT, CAB FIXTURES, HALL FIXTURES, CAB DOORS, OPERATING EQUIPMENT,ROLLER GUIDES, HOISTWAY WIRE, TRAVELING CABLE, PIT LIGHTING, DISCONNECT FOR CAB LIGHTING. EXISTING HALL DOORS TO REMAIN. PATCH, REPAIR & PAINT. PROVIDE & INSTALL NEW GAL RETROFIT KIT TO ALLOW RETENTION OF HALL DOORS & OTHER EQUIPMENT. INSTALL NEW HYDRAULIC PACKING SEAL. WRAP CAB RETURN, STRIKE, AND HEADER WITH NEW STAINLESS STEEL FINISH. ON CORRIDOR-SIDE OF ELEVATOR, REMOVE EXISTING KEYPADS & CARD READERS. CAP WIRES & COVER WITH STAINLESS STEEL COVER PLATES. SEE MEP SHEETS FOR MORE INFORMATION.

| KEYNOTE LEGEND | |
|---|---|
| KEY VALUE | KEYNOTE TEXT |
| 0913 | PATCH, REPAIR, AND PAINT EXISTING WALL AS NEEDED AT ALL SIDES OF NEW DOOR, BOTH SIDES OF WALL |
| 0938 | PREP & PAINT CORRIDOR-SIDE ELEVATOR DOORS & FRAME |
| 0939 | PREP & PAINT EXTERIOR-SIDE ELEVATOR DOORS & FRAME |
| 0940 | PATCH & REPAIR EXISTING FLOORING AS NEEDED, MATERIALS SUPPLIED BY OWNER |
| 0951 | PATCH, REPAIR, AND PAINT EXISTING WALL AS NEEDED AT ALL SIDES OF NEW WINDOW, BOTH SIDES OF WALL |
| 0953 | STEEL LINTEL TO BE PAINTED P-6 |
| 1405 | NEW ELEVATOR CALL BUTTONS |
| 1406 | ELEVATOR EQUIPMENT, SEE MEP SHEETS |
| 1407 | EXISTING HYDRAULIC ELEVATOR WITH MODERNIZATION PACKAGE, SEE ELEVATOR SCOPE OF WORK & SPECS. SEE FINISH LEGEND FOR NEW CAB FINISHES |
| 2303 | SEE MECHANICAL SHEETS FOR DUCT SCOPE |
| 2613 | WHERE NUMBER KEYPAD & CARD READER WERE REMOVED, CAP WIRES & COVER WITH STAINLESS STEEL COVER PLATES |
| 2614 | WHERE KEYPAD WAS REMOVED FROM ELEVATOR CAB INTERIOR, REPLACE WITH KEYED SWITCH. PROGRAM ELEVATOR TO ALLOW ACCESS TO ROOF ONLY WHEN KEY IS INSERTED |

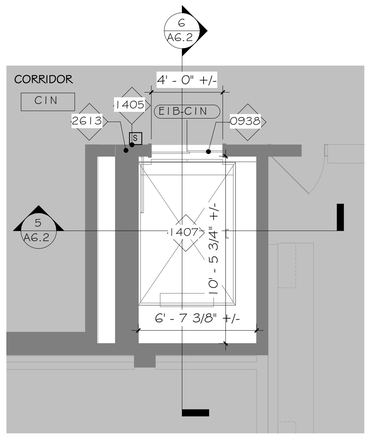


N 11 A3.1 ENLARGED PLAN - FIRST FLOOR ELEVATOR 1B
1/4" = 1'-0" REF: 1/A2.1

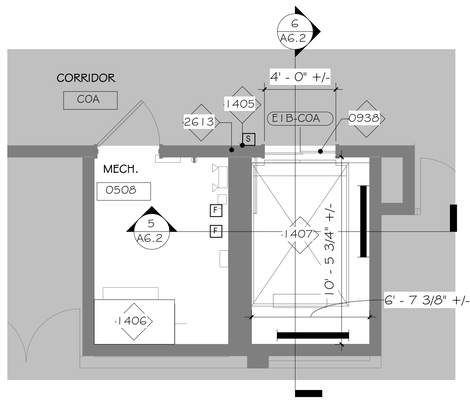


N 10 A3.1 ENLARGED PLAN - LOWER LEVEL ELEVATOR 1B
1/4" = 1'-0" REF: 1/A2.0

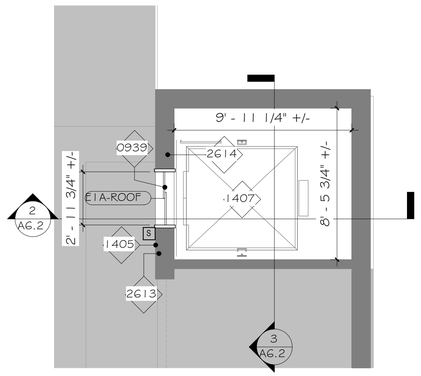


N 9 A3.1 ENLARGED PLAN - ROOF ELEVATOR 1A
1/4" = 1'-0" REF: 1/A2.4

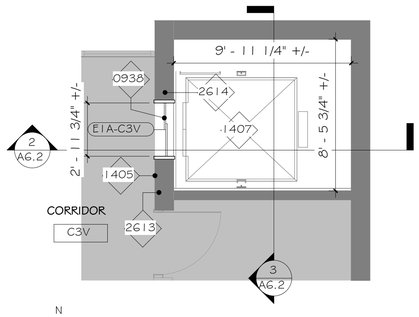


N 8 A3.1 ENLARGED PLAN - THIRD FLOOR ELEVATOR 1A
1/4" = 1'-0" REF: 1/A2.3

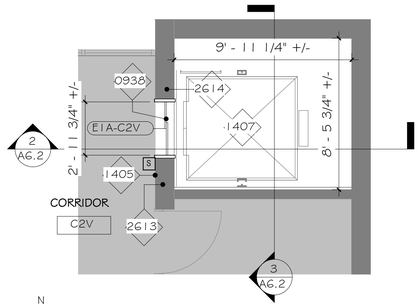


N 7 A3.1 ENLARGED PLAN - SECOND FLOOR ELEVATOR 1A
1/4" = 1'-0" REF: 1/A2.2

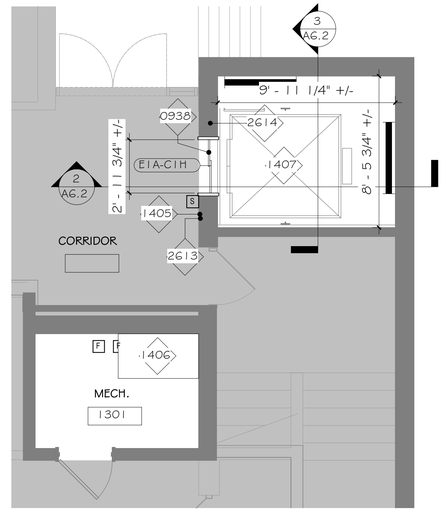


N 6 A3.1 ENLARGED PLAN - FIRST FLOOR ELEVATOR 1A
1/4" = 1'-0" REF: 1/A2.1

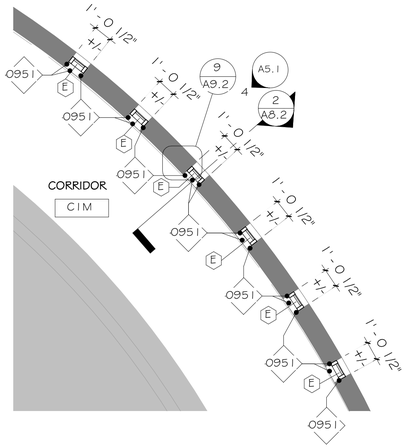


N 5 A3.1 ENLARGED PLAN - CORRIDOR C1M
1/4" = 1'-0" REF: 1/A2.1

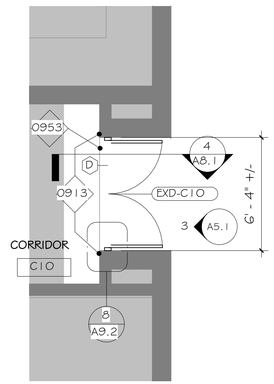


N 4 A3.1 ENLARGED PLAN - EXT. DOOR C1O
1/4" = 1'-0" REF: 1/A2.1

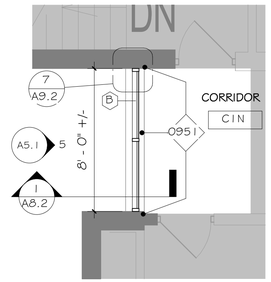


N 3 A3.1 ENLARGED PLAN - CORRIDOR C1N
1/4" = 1'-0" REF: 1/A2.1

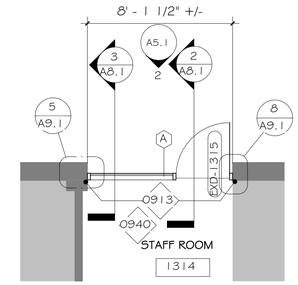


N 2 A3.1 ENLARGED PLAN - EXT. DOOR 1315
1/4" = 1'-0" REF: 1/A2.1

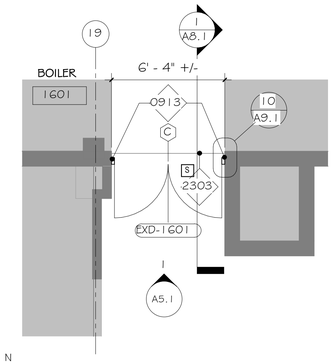


N 1 A3.1 ENLARGED FLOOR PLAN - EXT. DOOR 1601
1/4" = 1'-0" REF: 1/A2.1


**bond architects**
222 SOUTH CENTRAL AVE.
SUITE# 501
ST. LOUIS, MO 63105
TEL: 314.863.4994
FAX: 314.863.4996
www.bondarchitectsinc.com
Bond Architects, Inc.
Missouri State Certificate of Authority # 2009027409

**Cole & Associates, Inc.**
Civil Engineer
Consultant Project #26-0084
Certificate of Authority #001165
401 S. 18th St., Suite 200
St. Louis, MO 63103
314.984.9887 tel

**CASE Engineering, Inc.**
Structural Engineer
Consultant Project BDA-MO-06-26
Certificate of Authority #001498
798 Merus Ct.
Fenton, MO 63026
636.349.1600 tel

**RTM Engineering Consultants**
MEP Engineer
Consultant Project #26.B00203.2171
Certificate of Authority #2002028690
3701 S. Lindbergh Blvd.
St. Louis, MO 63127
314.725.5889 tel

**PINCHIN, LLC**
Hazardous Materials Consultant
Consultant Project #R262.00457.006
2 Cityplace Drive, Suite 195
St. Louis, MO 63141
314.230.0182 tel


West High School
14653 Clayton Rd., Ballwin, MO 63011
Parkway PN #542501B
Building Renovation & Site Improvements

Parkway School District
363 N. Woods Mill Rd., Chesterfield, MO 63017

Project No: 26022

Revisions

| No. | Description | Date |
|---|---|---|
| | | |


This drawing and the details on it are the sole property of the architect and may be used for this specific project only. It shall not be loaned, copied or reproduced, in whole or in part, or for any other purpose or project without the written consent of the Architect. Copyright © 2026 by Bond Architects, Inc.


STATE OF MISSOURI
MICHELLE R. WELLS
NUMBER A-2021031961
ARCHITECT
11/5/26


The Professional Architects seal affixed to this sheet applies only to the material and items shown on this sheet. All drawings, instruments or other documents not exhibiting this seal shall not be considered prepared by this architect, and this architect expressly disclaims any and all responsibility for such plan, drawings or documents not exhibiting this seal.


DATE: 11.05.2026

BID / PERMIT SET

ENLARGED PLANS

A3.1

GENERAL RESTROOM NOTES:

1. SEE ALSO SHEET A0.5 FOR TYPICAL ADA RESTROOM PLANS, ELEVATIONS, DIMENSIONS, AND TOILET ACCESSORIES MOUNTING HEIGHTS, DIMENSIONS, AND REQUIREMENTS.
2. ALL CONCEALED WOOD (PLYWOOD SHEATHING, BLOCKING, ETC.) TO BE FIRE TREATED.
3. PROVIDE FIRE TREATED 2 INCH X 6 INCH NOMINAL WOOD BLOCKING OR EQUIVALENT METAL STRAPPING RUNNING CONTINUOUSLY BETWEEN STUDS FOR ALL WALL HUNG EQUIPMENT OR OTHER ITEMS ATTACHED TO GYPSUM WALL BOARD PARTITIONS.
4. PROVIDE AND INSTALL ALL STIFFENERS, BRACING, BACK-UP PLATES AND SUPPORTING BRACKETS REQUIRED FOR THE INSTALLATION OF ALL CASEWORK, TOILET ACCESSORIES AND OF ALL FLOOR-MOUNTED OR SUSPENDED MECHANICAL AND ELECTRICAL EQUIPMENT.
5. VERIFY MOUNTING HEIGHTS WITH MAUNFACTURER RECOMMENDATIONS.
6. ALL TOILET ACCESSORIES TO BE ADA ACCESSIBLE. CONTRACTOR TO MOUNT ACCESSORIES IN ACCORDANCE WITH ADA STANDARDS.
7. PROVIDE FIRE RETARDANT TREATED WOOD BLAOCKING IN WALLS AT ALL CASEWORK, COUNTERTOPS, SHELVING, BRACKETS, WALL MOUNTED EQUIPMENT, ETC.
8. AT LEAST 5% AND NO FEWER THAN 1 OF EACH TYPE OF LOCKER IN EACH SPACE ARE TO BE ADA COMPLIANT.

RESTROOM ACCESSORY SCHEDULE - SEE ALSO SPEC SECTION 102800

| TYPE MARK | PRODUCT TYPE | MANUFACTURER | MODEL NUMBER | STYLE | PROVIDER/ INSTALLER |
|---|---|---|---|---|---|
| A | TOILET PAPER DISPENSER | KIMBERLY-CLARK | 9551 | DOUBLE JUMBO ROLL | CP/CI |
| B | HAND SOAP DISPENSER | GOJO INDUSTRIES | 5155-06 | --- | CP/CI |
| C | SANITARY NAPKIN DISPOSAL | CONTINENTAL MANUFACTURING | 21501506 | --- | CP/CI |
| D | PAPER TOWEL DISPENSER | GEORGIA-PACIFIC LLC | 54338 | --- | CP/CI |
| E | GRAB BARS | BOBRICK | B-5806 SERIES | STRAIGHT GRAB BARS, 1-1/4" DIAMETER | CP/CI |
| F | WASTE RECEPTACLE | BOBRICK WASHROOM | B-3644 | --- | CP/CI |
| G | TOWEL HOOK | BOBRICK WASHROOM | B-6777 SATIN | | CP/CI |
| H | ANGLED MIRROR | BOBRICK WASHROOM | B-293 1830 SATIN | --- | CP/CI |
| J | HEAVY DUTY SHOWER CURTAIN ROD W/VINYL SHOWER CURTAIN 204-2 & (7) HOOKS 204-1 | BOBRICK WASHROOM | B-6107 SERIES | --- | CP/CI |
| K | UTILITY SHELF WITH RAG HOOKS AND BROOM HOLDERS | BOBRICK | B-224 X 36 | --- | CP/CI |
| L | SHOWER SEAT | BOBRICK | B-5181 | REVERSIBLE FOLDER SHOWER SEAT, IVORY PHENOLIC AND SATIN FINISH | CP/CI |
| M | GRAB BARS | BOBRICK | B-5806 SERIES | STRAIGHT GRAB BARS, 1-1/4" DIAMETER | CP/CI |
| N | BABY CHANGING STATION | KOALA KARE | KB300-05 | KB300-05 BABY CHANGING STATION HORIZONTAL DESIGN | CP/CI |
| O | HAND DRYER | EXCEL DRYER INC | XL-BW-ECO | PLASTIC, WHITE, XLERATORECO | CP/CI |

SCOPE LEGEND

NO ARCHITECTURAL WORK IN THIS AREA FOR WORK DESCRIBED ON THIS PAGE. WORK MAY BE INCLUDED IN THESE AREAS ON OTHER SHEETS.

KEYNOTE LEGEND

| KEY VALUE | KEYNOTE TEXT |
|---|---|
| 0735 | SEAL & CAULK ANY & ALL PENETRATIONS THROUGH WALL & FIRE SEAL TOP OF WALL TO ACHIEVE 1 HR FIRE RATING |
| 0913 | PATCH, REPAIR, AND PAINT EXISTING WALL AS NEEDED AT ALL SIDES OF NEW DOOR, BOTH SIDES OF WALL |
| 0935 | CONTRACTOR TO VERIFY STUD DEPTH OF EXISTING ADJACENT WALL & NOTIFY ARCHITECT IF DIFFERENT THAN WHAT'S DRAWN. INTENT IS FOR INFILL WALL TO MATCH STUD DEPTH OF EXISTING WALL |
| 1030 | CONTRACTOR TO SUPPLY AND INSTALL "U" SHAPED BRUSHED STAINLESS STEEL END CAP ON WALL W/1' RETURN ON EACH SIDE |
| 1031 | CONTRACTOR TO PROVIDE AND INSTALL NEW BRUSHED STAINLESS STEEL COLUMN WRAP. SEE DETAIL A3/A14.4 |
| 1107 | 24"W X 24"D X 72"H, SINGLE TIER LOCKER |
| 1111 | CONTRACTOR TO PROVIDE TWO 8'-0" LONG X 1'-8" DEEP MOVEABLE BENCHES |
| 1112 | LOCKER FILLER PANEL |
| 2213 | CURB-LESS SHOWER WITH DEPRESSED SLAB. SEE STRUCTURAL & PLUMBING SHEETS |

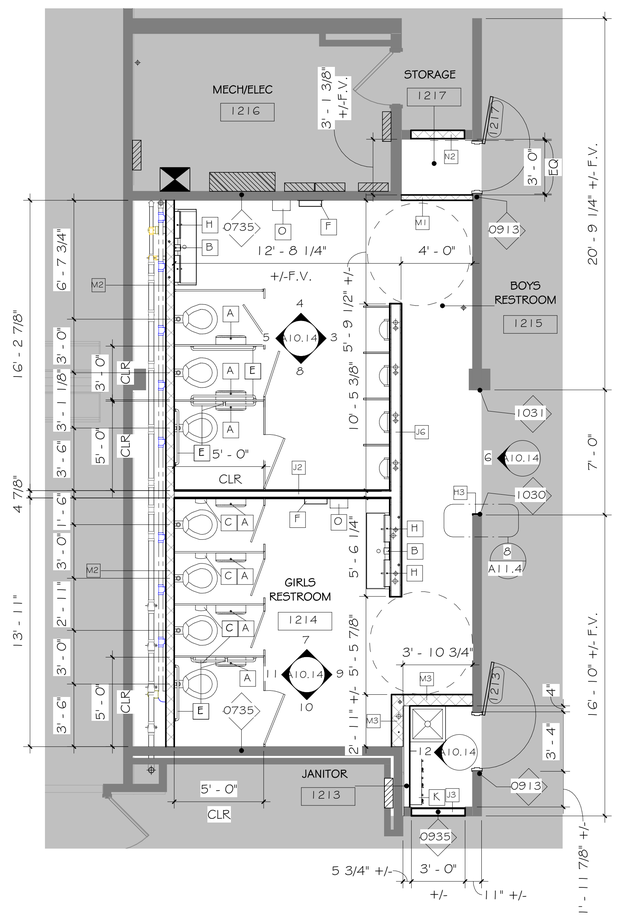


N 3 A3.2 ENLARGED PLAN - RESTROOM 1214& 1215
1/4" = 1'-0" REF: 1/A2.1

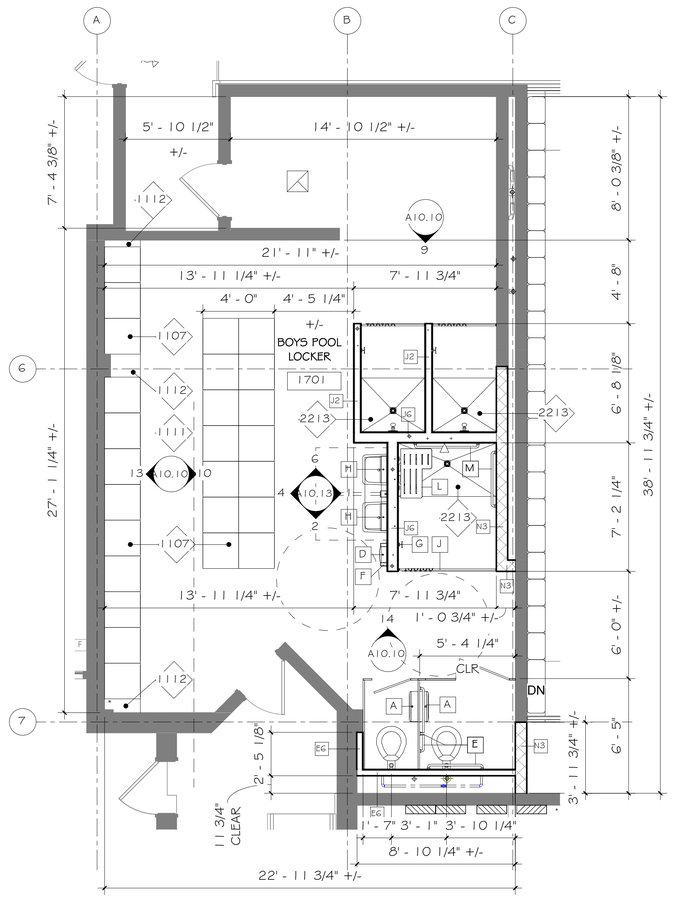


N 2 A3.2 ENLARGED PLAN - BOYS POOL LOCKER 1701
1/4" = 1'-0" REF: 1/A2.1B

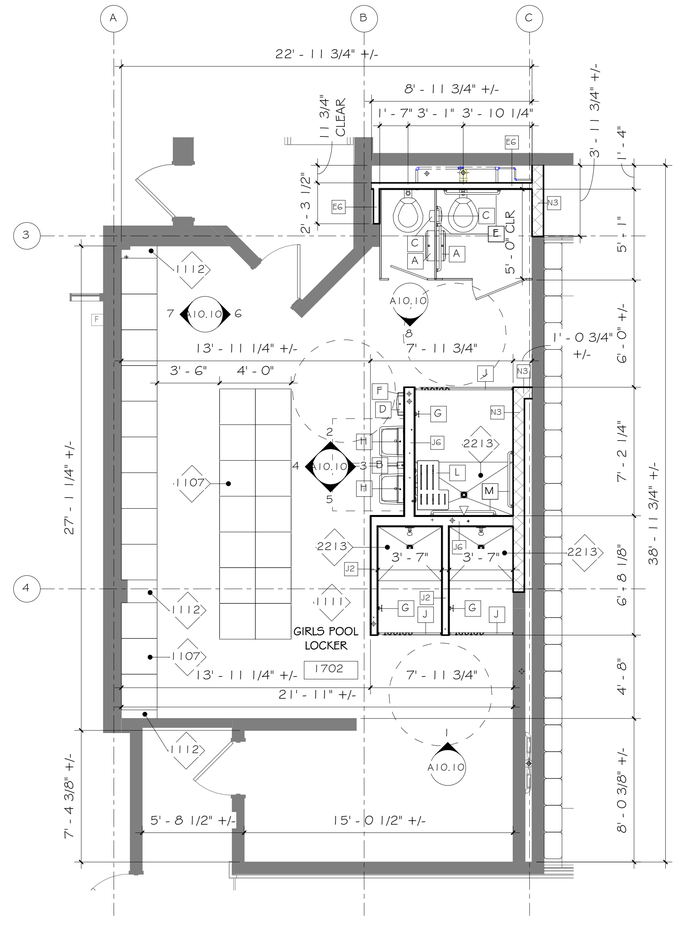


N 1 A3.2 ENLARGED PLAN - GIRLS POOL LOCKER 1702
1/4" = 1'-0" REF: 1/A2.1B


bond architects
222 SOUTH CENTRAL AVE.
SUITE# 501
ST. LOUIS, MO 63105
TEL: 314.863.4994
FAX: 314.863.4996
www.bondarchitectsinc.com
Bond Architects, Inc.
Missouri State Certificate of Authority # 2009027409

**Cole & Associates, Inc.**
Civil Engineer
Consultant Project #26-0064
Certificate of Authority #001165
401 S. 18th St., Suite 200
St. Louis, MO 63103
314.984.9887 tel

**CASE Engineering, Inc.**
Structural Engineer
Consultant Project BDA-MO-06-26
Certificate of Authority #001498
798 Merus Ct.
Fenton, MO 63026
636.349.1600 tel

**RTM Engineering Consultants**
MEP Engineer
Consultant Project #26.B00203.2171
Certificate of Authority #2002028690
3701 S. Lindbergh Blvd.
St. Louis, MO 63127
314.725.5889 tel

**PINCHIN, LLC**
Hazardous Materials Consultant
Consultant Project #R262.00457.006
2 Cityplace Drive, Suite 195
St. Louis, MO 63141
314.230.0182 tel


West High School
14653 Clayton Rd., Ballwin, MO 63011
Parkway PN #542501B
Building Renovation & Site Improvements

Parkway School District
363 N. Woods Mill Rd., Chesterfield, MO 63017
314.415.8231 tel

Project No: 26022

Revisions

| No. | Description | Date |
|---|---|---|
| | | |


This drawing and the details on it are the sole property of the architect and may be used for this specific project only. It shall not be loaned, copied or reproduced, in whole or in part, or for any other purpose or project without the written consent of the Architect.
Copyright © 2026 by Bond Architects, Inc.


STATE OF MISSOURI
MICHELLE R. WELLS
NUMBER A-2021031961
ARCHITECT
11/5/26

The Professional Architects seal affixed to this sheet applies only to the material and items shown on this sheet. All drawings, instruments or other documents not exhibiting this seal shall not be considered prepared by this architect, and this architect expressly disclaims any and all responsibility for such plan, drawings or documents not exhibiting this seal.

DATE: 11.05.2026

BID / PERMIT SET

ENLARGED PLANS

A3.2

10/28/2026 11:06:28 AM

GENERAL RESTROOM NOTES:

1. SEE ALSO SHEET A0.5 FOR TYPICAL ADA RESTROOM PLANS, ELEVATIONS, DIMENSIONS, AND TOILET ACCESSORIES MOUNTING HEIGHTS, DIMENSIONS, AND REQUIREMENTS.
2. ALL CONCEALED WOOD (PLYWOOD SHEATHING, BLOCKING, ETC.) TO BE FIRE TREATED.
3. PROVIDE FIRE TREATED 2 INCH X 6 INCH NOMINAL WOOD BLOCKING OR EQUIVALENT METAL STRAPPING RUNNING CONTINUOUSLY BETWEEN STUDS FOR ALL WALL HUNG EQUIPMENT OR OTHER ITEMS ATTACHED TO GYPSUM WALL BOARD PARTITIONS.
4. PROVIDE AND INSTALL ALL STIFFENERS, BRACING, BACK-UP PLATES AND SUPPORTING BRACKETS REQUIRED FOR THE INSTALLATION OF ALL CASEWORK, TOILET ACCESSORIES AND OF ALL FLOOR-MOUNTED OR SUSPENDED MECHANICAL AND ELECTRICAL EQUIPMENT.
5. VERIFY MOUNTING HEIGHTS WITH MAUNFACTURER RECOMMENDATIONS.
6. ALL TOILET ACCESSORIES TO BE ADA ACCESSIBLE. CONTRACTOR TO MOUNT ACCESSORIES IN ACCORDANCE WITH ADA STANDARDS.
7. PROVIDE FIRE RETARDANT TREATED WOOD BLAOCKING IN WALLS AT ALL CASEWORK, COUNTERTOPS, SHELVING, BRACKETS, WALL MOUNTED EQUIPMENT, ETC.
8. AT LEAST 5% AND NO FEWER THAN 1 OF EACH TYPE OF LOCKER IN EACH SPACE ARE TO BE ADA COMPLIANT.

SCOPE LEGEND

NO ARCHITECTURAL WORK IN THIS AREA FOR WORK DESCRIBED ON THIS PAGE. WORK MAY BE INCLUDED IN THESE AREAS ON OTHER SHEETS.

RESTROOM ACCESSORY SCHEDULE - SEE ALSO SPEC SECTION 102800

| TYPE MARK | PRODUCT TYPE | MANUFACTURER | MODEL NUMBER | STYLE | PROVIDER/ INSTALLER |
|---|---|---|---|---|---|
| A | TOILET PAPER DISPENSER | KIMBERLY-CLARK | 9551 | DOUBLE JUMBO ROLL | CP/CI |
| B | HAND SOAP DISPENSER | GOJO INDUSTRIES | 5155-06 | --- | CP/CI |
| C | SANITARY NAPKIN DISPOSAL | CONTINENTAL MANUFACTURING | 21501506 | --- | CP/CI |
| D | PAPER TOWEL DISPENSER | GEORGIA-PACIFIC LLC | 54338 | --- | CP/CI |
| E | GRAB BARS | BOBRICK | B-5806 SERIES | STRAIGHT GRAB BARS, 1-1/4" DIAMETER | CP/CI |
| F | WASTE RECEPTACLE | BOBRICK WASHROOM | B-3644 | --- | CP/CI |
| G | TOWEL HOOK | BOBRICK WASHROOM | B-6777 SATIN | | CP/CI |
| H | ANGLED MIRROR | BOBRICK WASHROOM | B-293 1830 SATIN | --- | CP/CI |
| J | HEAVY DUTY SHOWER CURTAIN ROD W/VINYL SHOWER CURTAIN 204-2 & (7) HOOKS 204-1 | BOBRICK WASHROOM | B-6107 SERIES | --- | CP/CI |
| K | UTILITY SHELF WITH RAG HOOKS AND BROOM HOLDERS | BOBRICK | B-224 X 36 | --- | CP/CI |
| L | SHOWER SEAT | BOBRICK | B-5181 | REVERSIBLE FOLDER SHOWER SEAT, IVORY PHENOLIC AND SATIN FINISH | CP/CI |
| M | GRAB BARS | BOBRICK | B-5806 SERIES | STRAIGHT GRAB BARS, 1-1/4" DIAMETER | CP/CI |
| N | BABY CHANGING STATION | KOALA KARE | KB300-05 | KB300-05 BABY CHANGING STATION HORIZONTAL DESIGN | CP/CI |
| O | HAND DRYER | EXCEL DRYER INC | XL-BW-ECO | PLASTIC, WHITE, XLERATORECO | CP/CI |

KEYNOTE LEGEND

| KEY VALUE | KEYNOTE TEXT |
|---|---|
| 0614 | COUNTERTOP. SEE FINISH SHEETS |
| 1107 | 24"W X 24"D X 72"H, SINGLE TIER LOCKER |
| 1108 | 12"W X 12"D X 72"H, SINGLE TIER LOCKER |
| 1109 | 12"W X 12"D X 72" H, DOUBLE TIER LOCKER |
| 1111 | CONTRACTOR TO PROVIDE TWO 8'-0" LONG X 1'-8" DEEP MOVEABLE BENCHES |
| 1112 | LOCKER FILLER PANEL |

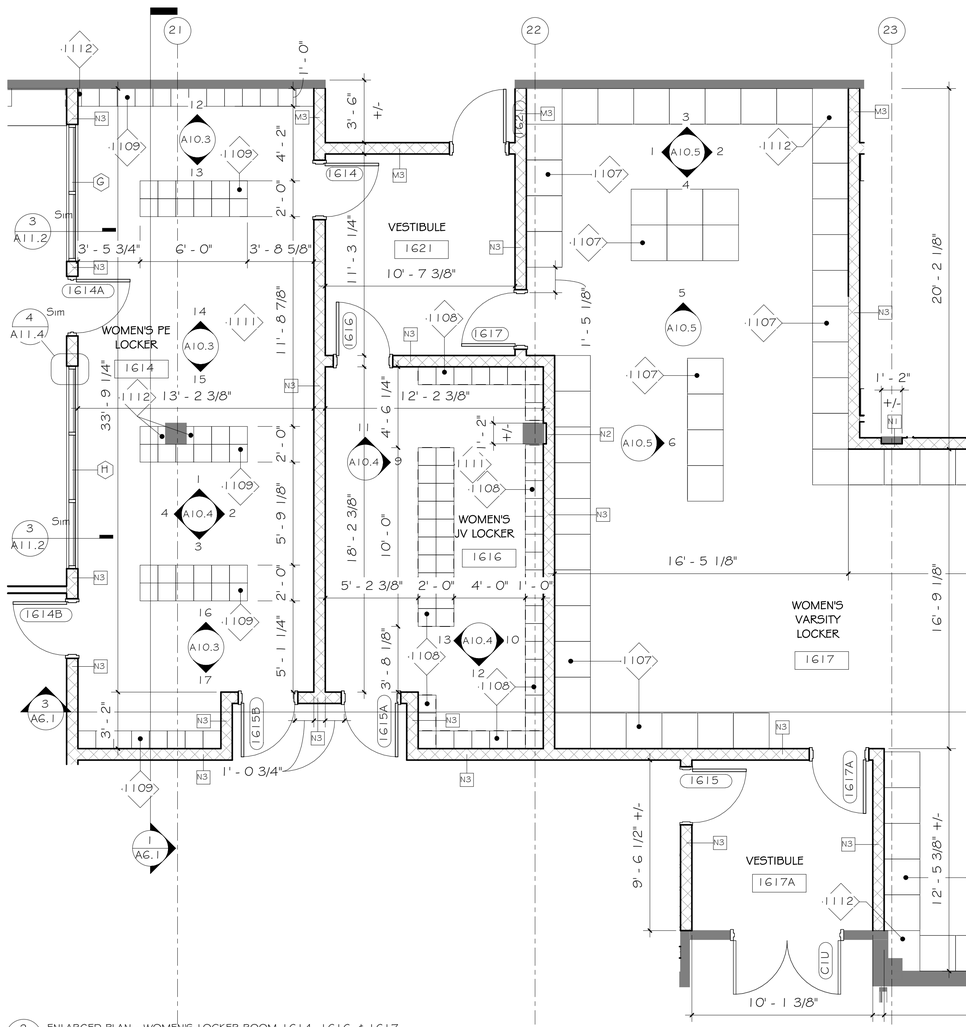


2 A3.3 ENLARGED PLAN - WOMEN'S LOCKER ROOM 1614, 1616, & 1617
1/4" = 1'-0" REF: 1/A2.1A

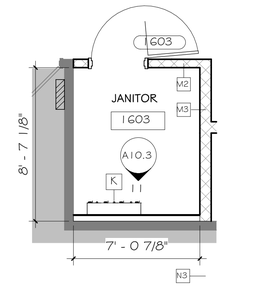


N 4 A3.3 ENLARGED PLAN - JANITOR 1603
1/4" = 1'-0" REF: 1/A2.1A

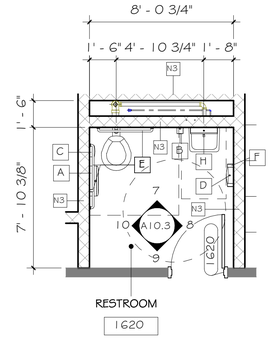


N 3 A3.3 ENLARGED PLAN - RESTROOM 1620
1/4" = 1'-0" REF: 1/A2.1A

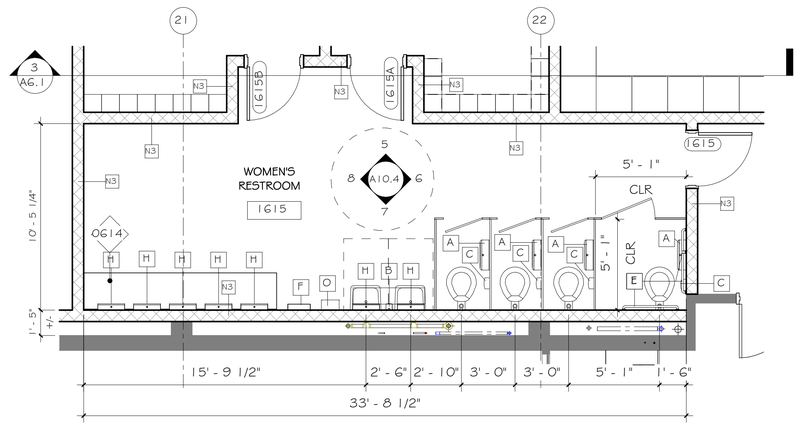


N 1 A3.3 ENLARGED PLAN - WOMENS RESTROOM 1615
1/4" = 1'-0" REF: 1/A2.1A


bond architects
222 SOUTH CENTRAL AVE.
SUITE# 501
ST. LOUIS, MO 63105
TEL: 314.863.4994
FAX: 314.863.4996
www.bondarchitectsinc.com
Bond Architects, Inc.
Missouri State Certificate of Authority # 2009027409

**Cole & Associates, Inc.**
Civil Engineer
Consultant Project #26-0064
Certificate of Authority #001165
401 S. 18th St., Suite 200
St. Louis, MO 63103
314.984.9887 tel

**CASE Engineering, Inc.**
Structural Engineer
Consultant Project BDA-MO-06-26
Certificate of Authority #001498
796 Merus Ct.
Fenton, MO 63026
636.349.1600 tel

**RTM Engineering Consultants**
MEP Engineer
Consultant Project #26.B00203.2171
Certificate of Authority #2002028690
3701 S. Lindbergh Blvd.
St. Louis, MO 63127
314.725.5889 tel

**PINCHIN, LLC**
Hazardous Materials Consultant
Consultant Project #R262.00457.006
2 Cityplace Drive, Suite 195
St. Louis, MO 63141
314.230.0182 tel


West High School
14653 Clayton Rd., Ballwin, MO 63011
Parkway PN #542501B
Building Renovation & Site Improvements

Parkway School District
363 N. Woods Mill Rd., Chesterfield, MO 63017
314.415.8231 tel

Project No: 26022

Revisions

| No. | Description | Date |
|---|---|---|
| | | |


This drawing and the details on it are the sole property of the architect and may be used for this specific project only. It shall not be loaned, copied or reproduced, in whole or in part, or for any other purpose or project without the written consent of the Architect. Copyright © 2026 by Bond Architects, Inc.


STATE OF MISSOURI
MICHELLE R. WELLS
NUMBER A-2021031961
ARCHITECT
11/5/26


The Professional Architects seal affixed to this sheet applies only to the material and items shown on this sheet. All drawings, instruments or other documents not exhibiting this seal shall not be considered prepared by this architect, and this architect expressly disclaims any and all responsibility for such plan, drawings or documents not exhibiting this seal.


DATE: 11.05.2026

BID / PERMIT SET

ENLARGED PLANS

A3.3

10/28/2026 11:06:32 AM

GENERAL RESTROOM NOTES:

1. SEE ALSO SHEET A0.5 FOR TYPICAL ADA RESTROOM PLANS, ELEVATIONS, DIMENSIONS, AND TOILET ACCESSORIES MOUNTING HEIGHTS, DIMENSIONS, AND REQUIREMENTS.
2. ALL CONCEALED WOOD (PLYWOOD SHEATHING, BLOCKING, ETC.) TO BE FIRE TREATED.
3. PROVIDE FIRE TREATED 2 INCH X 6 INCH NOMINAL WOOD BLOCKING OR EQUIVALENT METAL STRAPPING RUNNING CONTINUOUSLY BETWEEN STUDS FOR ALL WALL HUNG EQUIPMENT OR OTHER ITEMS ATTACHED TO GYPSUM WALL BOARD PARTITIONS.
4. PROVIDE AND INSTALL ALL STIFFENERS, BRACING, BACK-UP PLATES AND SUPPORTING BRACKETS REQUIRED FOR THE INSTALLATION OF ALL CASEWORK, TOILET ACCESSORIES AND OF ALL FLOOR-MOUNTED OR SUSPENDED MECHANICAL AND ELECTRICAL EQUIPMENT.
5. VERIFY MOUNTING HEIGHTS WITH MAUNFACTURER RECOMMENDATIONS.
6. ALL TOILET ACCESSORIES TO BE ADA ACCESSIBLE. CONTRACTOR TO MOUNT ACCESSORIES IN ACCORDANCE WITH ADA STANDARDS.
7. PROVIDE FIRE RETARDANT TREATED WOOD BLAOCKING IN WALLS AT ALL CASEWORK, COUNTERTOPS, SHELVING, BRACKETS, WALL MOUNTED EQUIPMENT, ETC.
8. AT LEAST 5% AND NO FEWER THAN 1 OF EACH TYPE OF LOCKER IN EACH SPACE ARE TO BE ADA COMPLIANT.

SCOPE LEGEND

NO ARCHITECTURAL WORK IN THIS AREA FOR WORK DESCRIBED ON THIS PAGE. WORK MAY BE INCLUDED IN THESE AREAS ON OTHER SHEETS.

RESTROOM ACCESSORY SCHEDULE - SEE ALSO SPEC SECTION 102800

| TYPE MARK | PRODUCT TYPE | MANUFACTURER | MODEL NUMBER | STYLE | PROVIDER/ INSTALLER |
|---|---|---|---|---|---|
| A | TOILET PAPER DISPENSER | KIMBERLY-CLARK | 9551 | DOUBLE JUMBO ROLL | CP/CI |
| B | HAND SOAP DISPENSER | GOJO INDUSTRIES | 5155-06 | --- | CP/CI |
| C | SANITARY NAPKIN DISPOSAL | CONTINENTAL MANUFACTURING | 21501506 | --- | CP/CI |
| D | PAPER TOWEL DISPENSER | GEORGIA-PACIFIC LLC | 54338 | --- | CP/CI |
| E | GRAB BARS | BOBRICK | B-5806 SERIES | STRAIGHT GRAB BARS, 1-1/4" DIAMETER | CP/CI |
| F | WASTE RECEPTACLE | BOBRICK WASHROOM | B-3644 | --- | CP/CI |
| G | TOWEL HOOK | BOBRICK WASHROOM | B-6777 SATIN | | CP/CI |
| H | ANGLED MIRROR | BOBRICK WASHROOM | B-293 1830 SATIN | --- | CP/CI |
| J | HEAVY DUTY SHOWER CURTAIN ROD W/VINYL SHOWER CURTAIN 204-2 & (7) HOOKS 204-1 | BOBRICK WASHROOM | B-6107 SERIES | --- | CP/CI |
| K | UTILITY SHELF WITH RAG HOOKS AND BROOM HOLDERS | BOBRICK | B-224 X 36 | --- | CP/CI |
| L | SHOWER SEAT | BOBRICK | B-5181 | REVERSIBLE FOLDER SHOWER SEAT, IVORY PHENOLIC AND SATIN FINISH | CP/CI |
| M | GRAB BARS | BOBRICK | B-5806 SERIES | STRAIGHT GRAB BARS, 1-1/4" DIAMETER | CP/CI |
| N | BABY CHANGING STATION | KOALA KARE | KB300-05 | KB300-05 BABY CHANGING STATION HORIZONTAL DESIGN | CP/CI |
| O | HAND DRYER | EXCEL DRYER INC | XL-BW-ECO | PLASTIC, WHITE, XLERATORECO | CP/CI |

KEYNOTE LEGEND

| KEY VALUE | KEYNOTE TEXT |
|---|---|
| 0614 | COUNTERTOP. SEE FINISH SHEETS |
| 1107 | 24"W X 24"D X 72"H, SINGLE TIER LOCKER |
| 1108 | 12"W X 12"D X 72"H, SINGLE TIER LOCKER |
| 1109 | 12"W X 12"D X 72" H, DOUBLE TIER LOCKER |
| 1111 | CONTRACTOR TO PROVIDE TWO 8'-0" LONG X 1'-8" DEEP MOVEABLE BENCHES |
| 1112 | LOCKER FILLER PANEL |
| 2213 | CURB-LESS SHOWER WITH DEPRESSED SLAB. SEE STRUCTURAL & PLUMBING SHEETS |

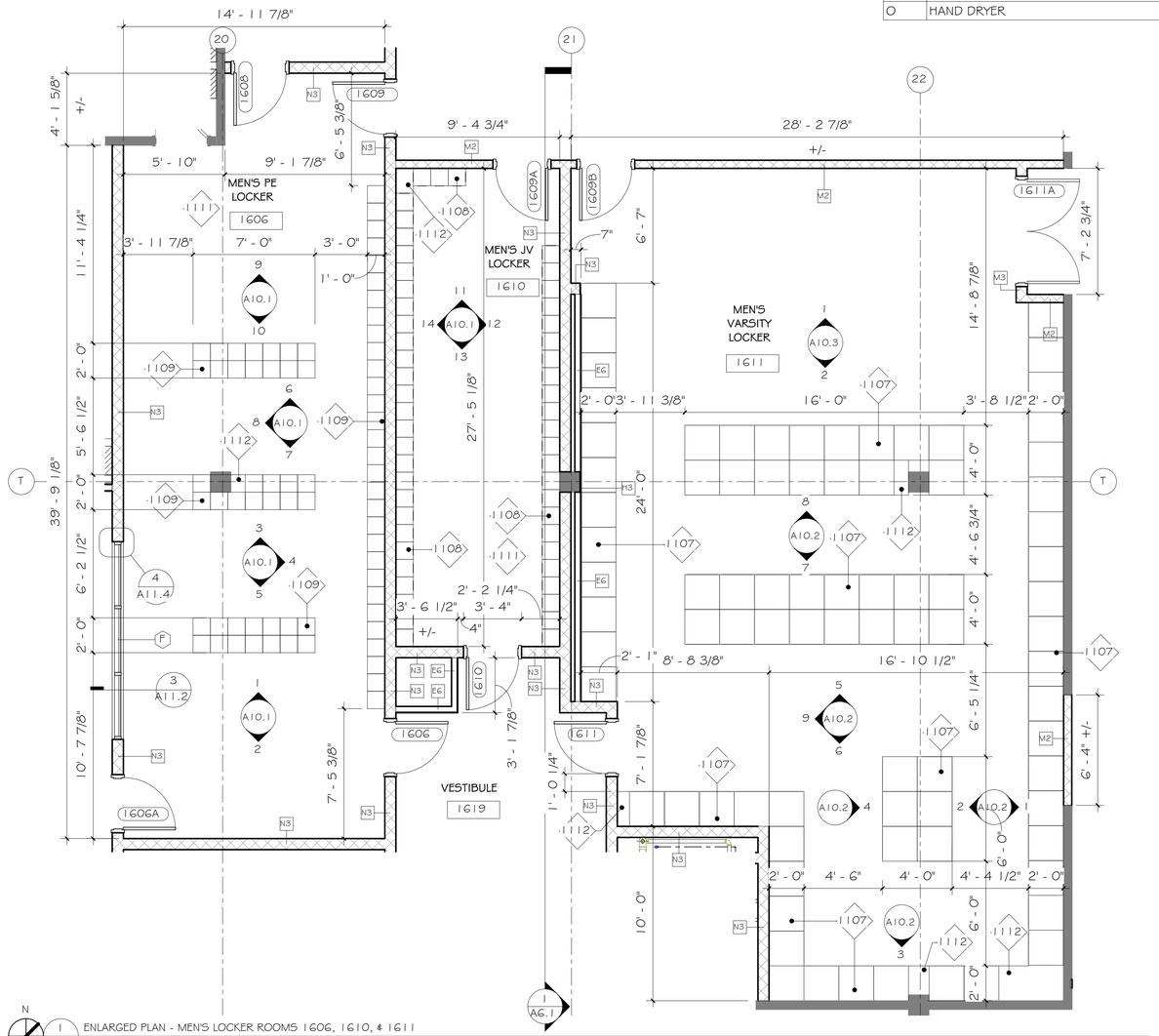



bond architects
222 SOUTH CENTRAL AVE.
SUITE# 501
ST. LOUIS, MO 63105
TEL: 314.863.4994
FAX: 314.863.4996
www.bondarchitectsinc.com
Bond Architects, Inc.
Missouri State Certificate of Authority # 2009027409

**Cole & Associates, Inc.**
Civil Engineer
Consultant Project #26-0064
Certificate of Authority #001165
401 S. 18th St., Suite 200
St. Louis, MO 63103
314.984.9887 tel

**CASE Engineering, Inc.**
Structural Engineer
Consultant Project BDA-MO-06-26
Certificate of Authority #001498
796 Merus Ct.
Fenton, MO 63026
636.349.1600 tel

**RTM Engineering Consultants**
MEP Engineer
Consultant Project #26.B00203.2171
Certificate of Authority #2002028690
3701 S. Lindbergh Blvd.
St. Louis, MO 63127
314.725.5889 tel

**PINCHIN, LLC**
Hazardous Materials Consultant
Consultant Project #R262.00457.006
2 Cityplace Drive, Suite 195
St. Louis, MO 63141
314.230.0182 tel


West High School
14653 Clayton Rd. Ballwin, MO 63011
Parkway PN #5425011B
Building Renovation & Site Improvements

Parkway School District
363 N. Woods Mill Rd., Chesterfield, MO 63017
314.415.8231 tel

Project No: 26022

Revisions

| No. | Description | Date |
|---|---|---|
| | | |


This drawing and the details on it are the sole property of the architect and may be used for this specific project only. It shall not be loaned, copied or reproduced, in whole or in part, or for any other purpose or project without the written consent of the Architect. Copyright © 2026 by Bond Architects, Inc.


STATE OF MISSOURI
MICHELLE R. WELLS
NUMBER A-2021031961
ARCHITECT
11/5/26

The Professional Architects seal affixed to this sheet applies only to the material and items shown on this sheet. All drawings, instruments or other documents not exhibiting this seal shall not be considered prepared by this architect, and this architect expressly disclaims any and all responsibility for such plan, drawings or documents not exhibiting this seal.

DATE: 11.05.2026

BID / PERMIT SET

ENLARGED PLANS

A3.4

10/28/2026 11:06:37 AM

SCALE: 3" = 1'-0"

SCALE: 1 1/2" = 1'-0"

SCALE: 1" = 1'-0"

SCALE: 3/4" = 1'-0"

SCALE: 1/2" = 1'-0"

SCALE: 1/4" = 1'-0"

SCALE: 1/8" = 1'-0"

SCALE: 1/16" = 1'-0"

10/28/2026 11:06:38 AM

GENERAL RESTROOM NOTES:

1. SEE ALSO SHEET A0.5 FOR TYPICAL ADA RESTROOM PLANS, ELEVATIONS, DIMENSIONS, AND TOILET ACCESSORIES MOUNTING HEIGHTS, DIMENSIONS, AND REQUIREMENTS.
2. ALL CONCEALED WOOD (PLYWOOD SHEATHING, BLOCKING, ETC.) TO BE FIRE TREATED.
3. PROVIDE FIRE TREATED 2 INCH X 6 INCH NOMINAL WOOD BLOCKING OR EQUIVALENT METAL STRAPPING RUNNING CONTINUOUSLY BETWEEN STUDS FOR ALL WALL HUNG EQUIPMENT OR OTHER ITEMS ATTACHED TO GYPSUM WALL BOARD PARTITIONS.
4. PROVIDE AND INSTALL ALL STIFFENERS, BRACING, BACK-UP PLATES AND SUPPORTING BRACKETS REQUIRED FOR THE INSTALLATION OF ALL CASEWORK, TOILET ACCESSORIES AND OF ALL FLOOR-MOUNTED OR SUSPENDED MECHANICAL AND ELECTRICAL EQUIPMENT.
5. VERIFY MOUNTING HEIGHTS WITH MAUNFACTURER RECOMMENDATIONS.
6. ALL TOILET ACCESSORIES TO BE ADA ACCESSIBLE. CONTRACTOR TO MOUNT ACCESSORIES IN ACCORDANCE WITH ADA STANDARDS.
7. PROVIDE FIRE RETARDANT TREATED WOOD BLAOCKING IN WALLS AT ALL CASEWORK, COUNTERTOPS, SHELVING, BRACKETS, WALL MOUNTED EQUIPMENT, ETC.
8. AT LEAST 5% AND NO FEWER THAN 1 OF EACH TYPE OF LOCKER IN EACH SPACE ARE TO BE ADA COMPLIANT.

SCOPE LEGEND

NO ARCHITECTURAL WORK IN THIS AREA FOR WORK DESCRIBED ON THIS PAGE. WORK MAY BE INCLUDED IN THESE AREAS ON OTHER SHEETS.

RESTROOM ACCESSORY SCHEDULE - SEE ALSO SPEC SECTION 102800

| TYPE MARK | PRODUCT TYPE | MANUFACTURER | MODEL NUMBER | STYLE | PROVIDER/ INSTALLER |
|---|---|---|---|---|---|
| A | TOILET PAPER DISPENSER | KIMBERLY-CLARK | 9551 | DOUBLE JUMBO ROLL | CP/CI |
| B | HAND SOAP DISPENSER | GOJO INDUSTRIES | 5155-06 | --- | CP/CI |
| C | SANITARY NAPKIN DISPOSAL | CONTINENTAL MANUFACTURING | 21501506 | --- | CP/CI |
| D | PAPER TOWEL DISPENSER | GEORGIA-PACIFIC LLC | 54338 | --- | CP/CI |
| E | GRAB BARS | BOBRICK | B-5806 SERIES | STRAIGHT GRAB BARS, 1-1/4" DIAMETER | CP/CI |
| F | WASTE RECEPTACLE | BOBRICK WASHROOM | B-3644 | --- | CP/CI |
| G | TOWEL HOOK | BOBRICK WASHROOM | B-6777 SATIN | | CP/CI |
| H | ANGLED MIRROR | BOBRICK WASHROOM | B-293 1830 SATIN | --- | CP/CI |
| J | HEAVY DUTY SHOWER CURTAIN ROD W/VINYL SHOWER CURTAIN 204-2 & (7) HOOKS 204-1 | BOBRICK WASHROOM | B-6107 SERIES | --- | CP/CI |
| K | UTILITY SHELF WITH RAG HOOKS AND BROOM HOLDERS | BOBRICK | B-224 X 36 | --- | CP/CI |
| L | SHOWER SEAT | BOBRICK | B-5181 | REVERSIBLE FOLDER SHOWER SEAT, IVORY PHENOLIC AND SATIN FINISH | CP/CI |
| M | GRAB BARS | BOBRICK | B-5806 SERIES | STRAIGHT GRAB BARS, 1-1/4" DIAMETER | CP/CI |
| N | BABY CHANGING STATION | KOALA KARE | KB300-05 | KB300-05 BABY CHANGING STATION HORIZONTAL DESIGN | CP/CI |
| O | HAND DRYER | EXCEL DRYER INC | XL-BW-ECO | PLASTIC, WHITE, XLERATORECO | CP/CI |

KEYNOTE LEGEND

| KEY VALUE | KEYNOTE TEXT |
|---|---|
| 0735 | SEAL & CAULK ANY & ALL PENETRATIONS THROUGH WALL & FIRE SEAL TOP OF WALL TO ACHIEVE 1 HR FIRE RATING |
| 0913 | PATCH, REPAIR, AND PAINT EXISTING WALL AS NEEDED AT ALL SIDES OF NEW DOOR, BOTH SIDES OF WALL |

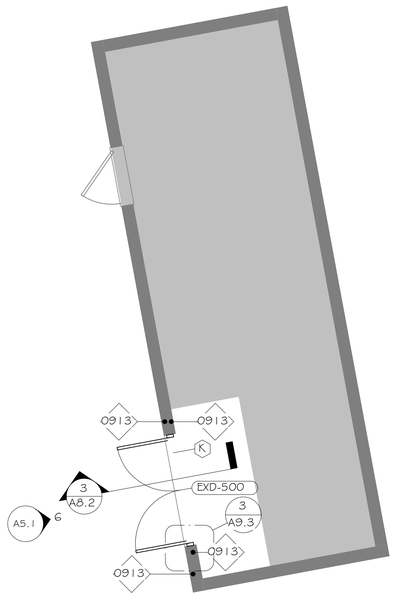


N 2 A3.5 ENLARGED PLAN - DOOR EXD-500
1/4" = 1'-0" REF: 1/A1.0

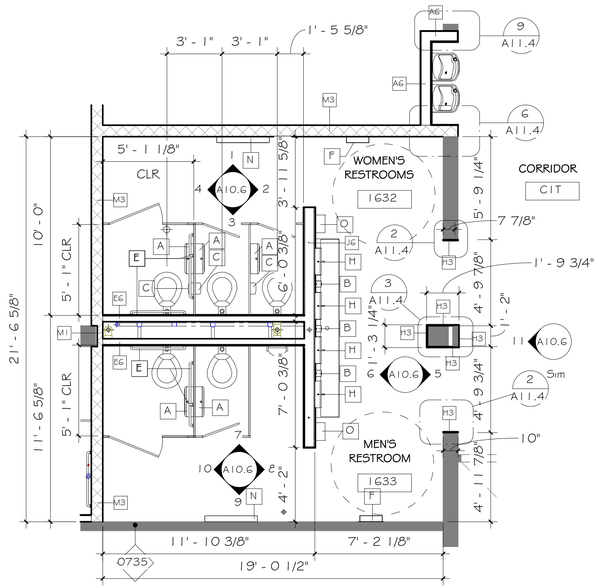


N 1 A3.5 ENLARGED PLAN - RESTROOM 1632 & 1633
1/4" = 1'-0" REF: 1/A2.1A


bond architects
222 SOUTH CENTRAL AVE.
SUITE# 501
ST. LOUIS, MO 63105
TEL: 314.863.4994
FAX: 314.863.4996
www.bondarchitectsinc.com
Bond Architects, Inc.
Missouri State Certificate of Authority # 2009027409

**Cole & Associates, Inc.**
Civil Engineer
Consultant Project #26-0064
Certificate of Authority #001165
401 S. 18th St., Suite 200
St. Louis, MO 63103
314.984.9887 tel

**CASE Engineering, Inc.**
Structural Engineer
Consultant Project BDA-MO-06-26
Certificate of Authority #001498
798 Merus Ct.
Fenton, MO 63026
636.349.1600 tel

**RTM Engineering Consultants**
MEP Engineer
Consultant Project #26.B00203.2171
Certificate of Authority #2002028690
3701 S. Lindbergh Blvd.
St. Louis, MO 63127
314.725.5889 tel

**PINCHIN, LLC**
Hazardous Materials Consultant
Consultant Project #R262.00457.006
2 Cityplace Drive, Suite 195
St. Louis, MO 63141
314.230.0182 tel


West High School
14653 Clayton Rd., Ballwin, MO 63011
Parkway PN #542501B
Building Renovation & Site Improvements

Parkway School District
363 N. Woods Mill Rd., Chesterfield, MO 63017
314.415.8231 tel

Project No: 26022

Revisions

| No. | Description | Date |
|---|---|---|
| | | |


This drawing and the details on it are the sole property of the architect and may be used for this specific project only. It shall not be loaned, copied or reproduced, in whole or in part, or for any other purpose or project without the written consent of the Architect.
Copyright © 2026 by Bond Architects, Inc.


STATE OF MISSOURI
MICHELLE R. WELLS
NUMBER A-2021031961
ARCHITECT
11/5/26

The Professional Architects seal affixed to this sheet applies only to the material and items shown on this sheet. All drawings, instruments or other documents not exhibiting this seal shall not be considered prepared by this architect, and this architect expressly disclaims any and all responsibility for such plan, drawings or documents not exhibiting this seal.

DATE: 11.05.2026

BID / PERMIT SET

ENLARGED PLANS

A3.5

## REFLECTED CEILING PLAN GENERAL NOTES

1. CONTRACTOR TO SUBMIT GYPSUM BOARD CEILING CONTROL JOINT LAYOUT TO ARCHITECT FOR REVIEW PRIOR TO INSTALLATION. CONTROL JOINTS TO BE INSTALLED PER LOCAL CODE REQUIREMENTS.

2. PATCH AND REFINISH CEILINGS AS REQUIRED BY WORK PERFORMED BY OTHER TRADES (MECHANICAL, FIRE PROTECTION, ETC.).

3. MECHANICAL REGISTERS ARE SHOWN ON THIS DRAWING FOR THE ARCHITECTURAL LOCATIONS ONLY. SEE THE MECHANICAL DRAWINGS AND SPECIFICATIONS FOR SIZING, DISTRIBUTION, CONNECTIONS, AND ALL OTHER REQUIREMENTS.

4. LIGHT FIXTURES ARE SHOWN ON THIS DRAWING FOR THE ARCHITECTURAL LOCATIONS AND GENERAL FIXTURE TYPE ONLY. SEE THE ELECTRICAL DRAWINGS FOR THE EXACT FIXTURE TYPE AND CIRCUITING.

5. COORDINATE EXACT LOCATION OF ALL CEILING ITEMS (DIFFUSERS, LIGHT FIXTURES, SPRINKLERS, ETC.) NOT DIMENSIONED ON THIS OR OTHER DRAWINGS IN THE FIELD WITH ARCHITECT/ENGINEER.

6. FIXTURES TO BE CENTERED IN ROOM AND CEILING TILE WHERE APPLICABLE, U.N.O.

7. PROVIDE AND INSTALL ACCESS PANELS WHERE SHOWN ON THE REFLECTED CEILING PLANS AND AS REQUIRED BY BUILDING CODE OR FOR THE PROPER OPERATION OR MAINTENANCE OF MECHANICAL OR ELECTRICAL EQUIPMENT. COORDINATE SIZE, LOCATION, AND TYPE OF ACCESS PANEL WITH OTHER WORK AND RECEIVE APPROVAL OF THE ARCHITECT. ACCESS PANEL SHALL BE AS SPECIFIED.

## SCOPE LEGEND

NO ARCHITECTURAL WORK IN THIS AREA FOR WORK DESCRIBED ON THIS PAGE. WORK MAY BE INCLUDED IN THESE AREAS ON OTHER SHEETS.

| KEYNOTE LEGEND | |
|---|---|
| KEY VALUE | KEYNOTE TEXT |

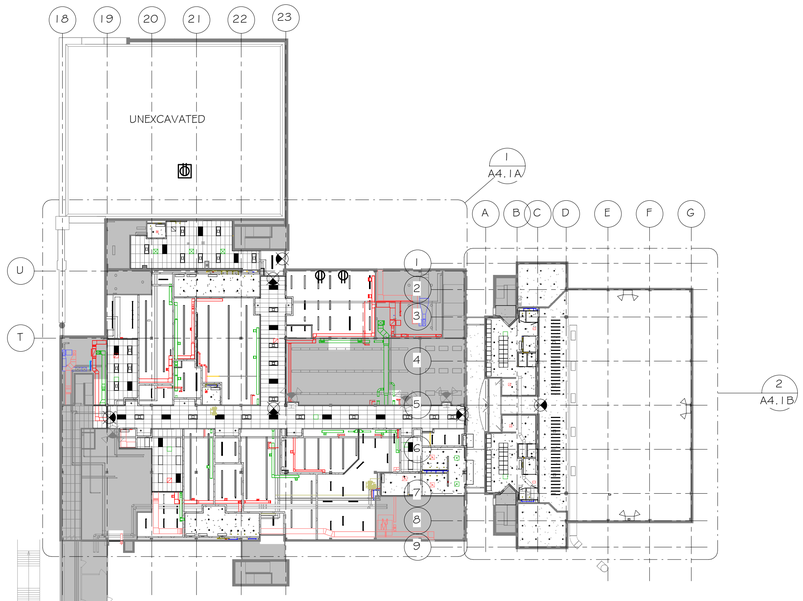


N
1 A4.1 FIRST FLOOR RCP OVERALL
1/32" = 1'-0" REF: 1/A5.1

## REFLECTED CEILING PLAN LEGEND

- 2X4 ACOUSTICAL TILE CEILING & GRID
- GYPSUM BOARD CEILING
- X' - X" — FINISH CEILING HEIGHT
- 2X4 LIGHT FIXTURE - SEE ELECTRICAL
- 4'x6' SURFACE MOUNT LINEAR LIGHT FIXTURE - SEE ELECTRICAL
- 4'x4' SURFACE MOUNT LINEAR LIGHT FIXTURE - SEE ELECTRICAL
- 4'x4' SURFACE MOUNT LINEAR LIGHT FIXTURE - SEE ELECTRICAL
- 6" DOWNLIGHT FIXTURE - SEE ELECTRICAL
- 6" RECESSED DOWNLIGHT POOL LIGHT FIXTURE - SEE ELECTRICAL
- 2X2 LIGHT FIXTURE - SEE ELECTRICAL
- AP-4 — WILLTEC STANDARD PAINTED COLOR: LIGHT GREY SIZES VARY: 2"X6", 2"X8" & 1"X6". SEE FINISH MATERIAL SCHEDULE
- AP-7 — WILLTEC STANDARD PAINTED COLOR: LIGHT GREY SIZES VARY: 2"X6", 2"X8" & 1"X6". SEE FINISH MATERIAL SCHEDULE
- AP-2 — WILLTEC STANDARD PAINTED COLOR: LIGHT GREY SIZES VARY: 2"X6", 2"X8" & 1"X6". SEE FINISH MATERIAL SCHEDULE

GENERAL NOTE: REFER TO ELECTRICAL DRAWINGS FOR ADDITIONAL REFLECTED CEILING PLAN SYMBOLS.

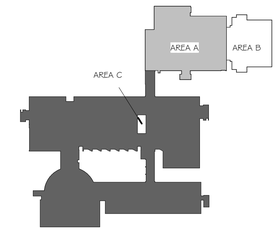


N
KEY PLAN LEVEL 1
NOT TO SCALE


**bond architects**
222 SOUTH CENTRAL AVE.
SUITE# 501
ST. LOUIS, MO 63105
TEL: 314.863.4994
FAX: 314.863.4996
www.bondarchitectsinc.com
Bond Architects, Inc.
Missouri State Certificate of Authority # 2009027409

**Cole & Associates, Inc.**
Civil Engineer
Consultant Project #26-0064
Certificate of Authority #001165
401 S. 18th St., Suite 200
St. Louis, MO 63103
314.984.9887 tel

**CASE Engineering, Inc.**
Structural Engineer
Consultant Project BDA-MO-06-26
Certificate of Authority #001498
798 Merus Ct.
Fenton, MO 63026
636.349.1600 tel

**RTM Engineering Consultants**
MEP Engineer
Consultant Project #26.B00203.2171
Certificate of Authority #2002028690
3701 S. Lindbergh Blvd.
St. Louis, MO 63127
314.725.5889 tel

**PINCHIN, LLC**
Hazardous Materials Consultant
Consultant Project #R262.00457.006
2 Cityplace Drive, Suite 195
St. Louis, MO 63141
314.230.0182 tel


West High School
14653 Clayton Rd., Ballwin, MO 63011
Parkway PN #542501B
Building Renovation & Site Improvements

Parkway School District
363 N. Woods Mill Rd., Chesterfield, MO 63017
314.415.8231 tel

Project No: 26022

Revisions

| No. | Description | Date |
|---|---|---|
| | | |


This drawing and the details on it are the sole property of the architect and may be used for this specific project only. It shall not be loaned, copied or reproduced, in whole or in part, or for any other purpose or project without the written consent of the Architect. Copyright. © 2026 by Bond Architects, Inc.


STATE OF MISSOURI
MICHELLE R. WELLS
NUMBER A-2021031961
ARCHITECT
11/5/26

The Professional Architects seal affixed to this sheet applies only to the material and items shown on this sheet. All drawings, instruments or other documents not exhibiting this seal shall not be considered prepared by this architect, and this architect expressly disclaims any and all responsibility for such plan, drawings or documents not exhibiting this seal.

DATE: 11.05.2026

BID / PERMIT SET

FIRST FLOOR RCP OVERALL

A4.1

10/28/2026 11:06:43 AM

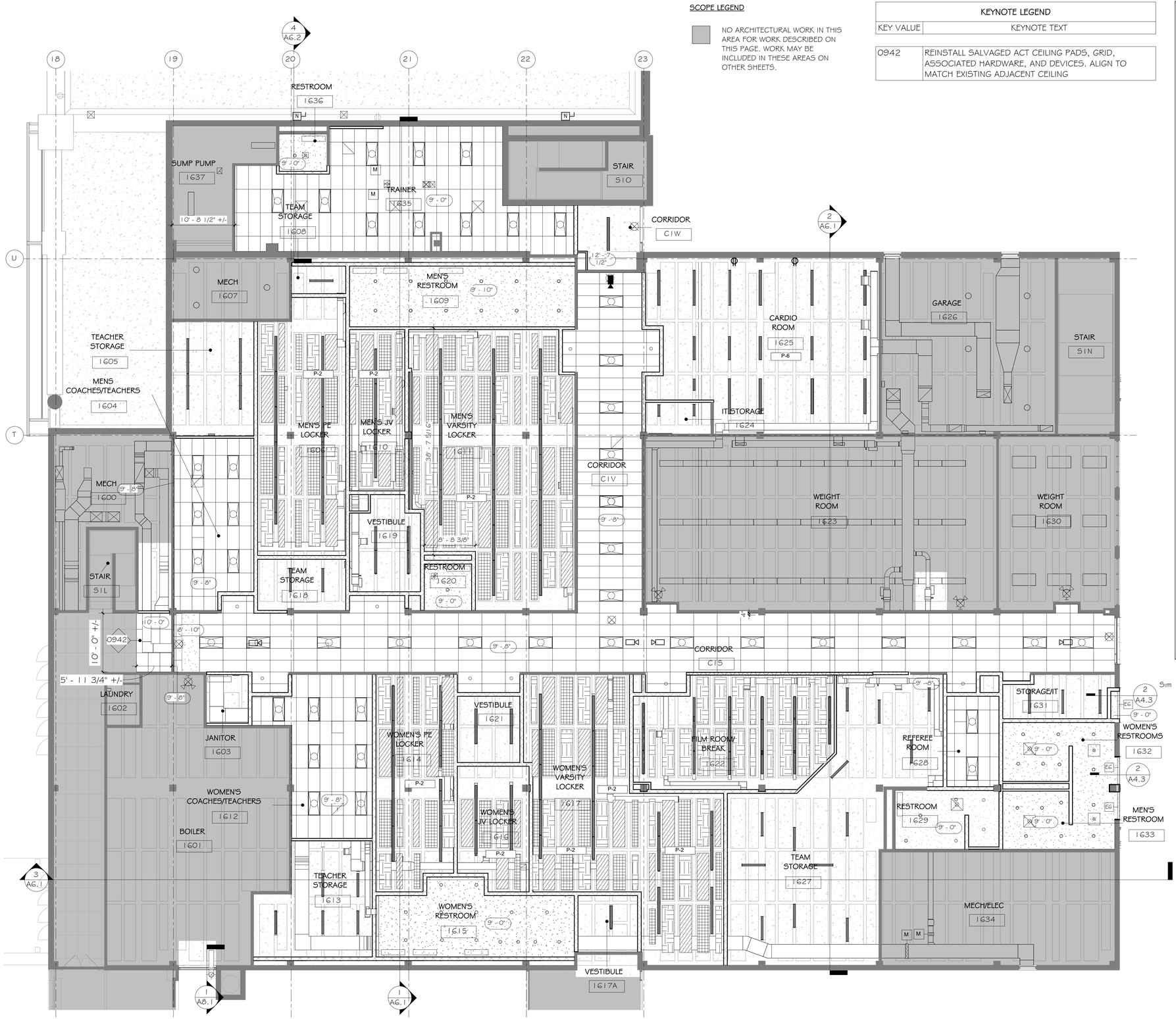


SCOPE LEGEND

NO ARCHITECTURAL WORK IN THIS AREA FOR WORK DESCRIBED ON THIS PAGE. WORK MAY BE INCLUDED IN THESE AREAS ON OTHER SHEETS.

| KEYNOTE LEGEND | |
|---|---|
| KEY VALUE | KEYNOTE TEXT |
| 0942 | REINSTALL SALVAGED ACT CEILING PADS, GRID, ASSOCIATED HARDWARE, AND DEVICES. ALIGN TO MATCH EXISTING ADJACENT CEILING |

REFLECTED CEILING PLAN LEGEND

- 2X4 ACOUSTICAL TILE CEILING & GRID
- GYPSUM BOARD CEILING
- X' - X" — FINISH CEILING HEIGHT
- 2X4 LIGHT FIXTURE - SEE ELECTRICAL
- 4"x6' SURFACE MOUNT LINEAR LIGHT FIXTURE - SEE ELECTRICAL
- 4"x4' SURFACE MOUNT LINEAR LIGHT FIXTURE - SEE ELECTRICAL
- 4"x4' SURFACE MOUNT LINEAR LIGHT FIXTURE - SEE ELECTRICAL
- 6" DOWNLIGHT FIXTURE - SEE ELECTRICAL
- 6" RECESSED DOWNLIGHT POOL LIGHT FIXTURE - SEE ELECTRICAL
- 2X2 LIGHT FIXTURE - SEE ELECTRICAL
- AP-4 — WILLTEC STANDARD PAINTED COLOR: LIGHT GREY SIZES VARY: 2'X6', 2'X8' & 1'X6'. SEE FINISH MATERIAL SCHEDULE
- AP-7 — WILLTEC STANDARD PAINTED COLOR: LIGHT GREY SIZES VARY: 2'X6', 2'X8' & 1'X6'. SEE FINISH MATERIAL SCHEDULE
- AP-2 — WILLTEC STANDARD PAINTED COLOR: LIGHT GREY SIZES VARY: 2'X6', 2'X8' & 1'X6'. SEE FINISH MATERIAL SCHEDULE

GENERAL NOTE: REFER TO ELECTRICAL DRAWINGS FOR ADDITIONAL REFLECTED CEILING PLAN SYMBOLS.

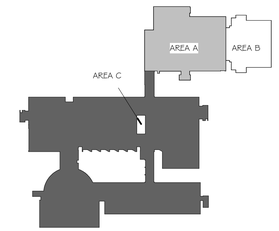


N

KEY PLAN LEVEL 1
NOT TO SCALE

1 A4.1A FIRST FLOOR RCP - AREA A
1/8" = 1'-0" REF: 1/A4.1

10/28/2026 11:06:49 AM

SCALE: 3" = 1'-0" 1 0.5 0
SCALE: 1 1/2" = 1'-0" 2 1 0.5 0
SCALE: 1" = 1'-0" 2 1 0.5 0
SCALE: 3/4" = 1'-0" 3 2 1 0
SCALE: 1/2" = 1'-0" 4 2 1 0
SCALE: 1/4" = 1'-0" 8 4 2 0
SCALE: 1/8" = 1'-0" 16 8 4 0
SCALE: 1/16" = 1'-0" 32 16 8 0


bond architects
222 SOUTH CENTRAL AVE.
SUITE# 501
ST. LOUIS, MO 63105
TEL: 314.863.4994
FAX: 314.863.4996
www.bondarchitectsinc.com
Bond Architects, Inc.
Missouri State Certificate of Authority # 2009027409

**Cole & Associates, Inc.**
Civil Engineer
Consultant Project #26-0064
Certificate of Authority #001165
401 S. 18th St., Suite 200
St. Louis, MO 63103
314.984.9887 tel

**CASE Engineering, Inc.**
Structural Engineer
Consultant Project BDA-MO-06-26
Certificate of Authority #001498
796 Merus Ct.
Fenton, MO 63026
636.349.1600 tel

**RTM Engineering Consultants**
MEP Engineer
Consultant Project #26.B00203.2171
Certificate of Authority #2002028690
3701 S. Lindbergh Blvd.
St. Louis, MO 63127
314.725.5889 tel

**PINCHIN, LLC**
Hazardous Materials Consultant
Consultant Project #R262.00457.006
2 Cityplace Drive, Suite 195
St. Louis, MO 63141
314.230.0182 tel


West High School
14653 Clayton Rd., Ballwin, MO 63011
Parkway PN #542501B
Building Renovation & Site Improvements

Parkway School District
363 N. Woods Mill Rd., Chesterfield, MO 63017
314.415.8231 tel

Project No: 26022

Revisions

| No. | Description | Date |
|---|---|---|
| | | |


This drawing and the details on it are the sole property of the architect and may be used for this specific project only. It shall not be loaned, copied or reproduced, in whole or in part, or for any other purpose or project without the written consent of the Architect. Copyright © 2026 by Bond Architects, Inc.


STATE OF MISSOURI
MICHELLE R. WELLS
NUMBER A-2021031961
ARCHITECT
11/5/26

The Professional Architects seal affixed to this sheet applies only to the material and items shown on this sheet. All drawings, instruments or other documents not exhibiting this seal shall not be considered prepared by this architect, and this architect expressly disclaims any and all responsibility for such plan, drawings or documents not exhibiting this seal.

DATE: 11.05.2026

BID / PERMIT SET

FIRST FLOOR RCP - AREA A

A4.1A

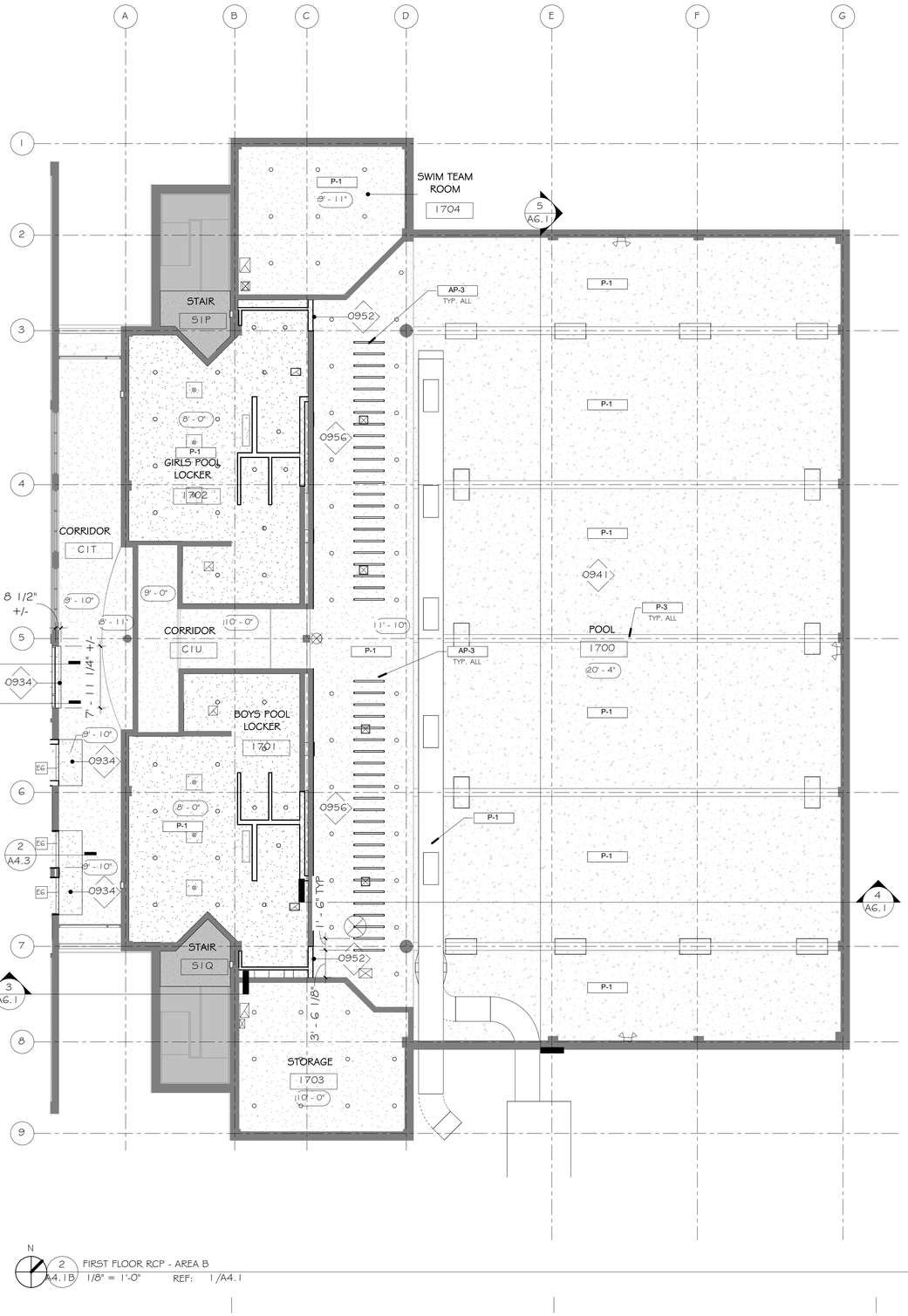


N 2 A4.1B FIRST FLOOR RCP - AREA B
1/8" = 1'-0" REF: 1/A4.1

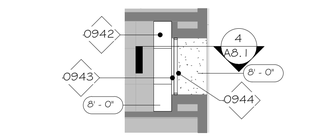


N 3 A4.1B RCP AT DOOR EXD-C10
1/8" = 1'-0" REF: 1/A4.1

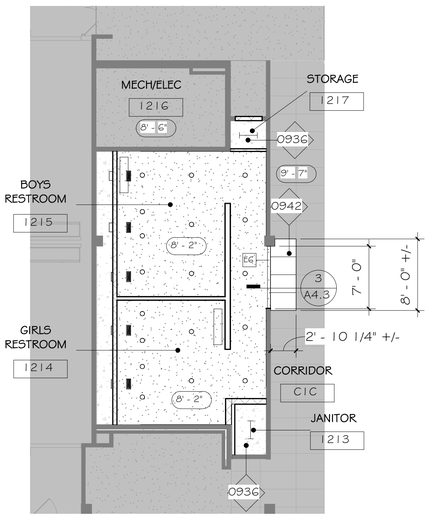


N 1 A4.1B FIRST FLOOR RCP - AREA C
1/8" = 1'-0" REF: 1/A4.1

SCOPE LEGEND

NO ARCHITECTURAL WORK IN THIS AREA FOR WORK DESCRIBED ON THIS PAGE. WORK MAY BE INCLUDED IN THESE AREAS ON OTHER SHEETS.

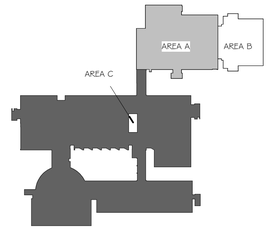


N KEY PLAN LEVEL 1
NOT TO SCALE

| KEYNOTE LEGEND | |
|---|---|
| KEY VALUE | KEYNOTE TEXT |
| 0934 | PATCH & REPAIR EXISTING GYPSUM CEILING AS REQUIRED TO ACHIEVE A SMOOTH & CLEAN FINISHED APPEARANCE. REINSTALL ALL MEP/FP DEVICES IN THEIR DOCUMENTED EXISTING LOCATIONS |
| 0936 | EXPOSED CEILING |
| 0941 | PAINT ROOF DECK, STRUCTURE, ALL DUCTWORK, ALL PIPING, AND ALL CONDUITS. SEE FINISH PLAN |
| 0942 | REINSTALL SALVAGED ACT CEILING PADS, GRID, ASSOCIATED HARDWARE, AND DEVICES. ALIGN TO MATCH EXISTING ADJACENT CEILING |
| 0943 | EXISTING LINTEL ABOVE. CLEAN, PREP, & PAINT. SEE FINISH PLANS |
| 0944 | EXISTING PLASTER SOFFIT. PATCH, REPAIR, & PAINT AS NEEDED |
| 0952 | PATCH & REPAIR EXISTING GYPSUM CEILING AS REQUIRED TO ACHIEVE A SMOOTH & CLEAN FINISHED APPEARANCE WHERE NEW WALL IS INSTALLED. |
| 0956 | PATCH, REPAIR, PREP, & PAINT ANY AREAS WHERE DEVICES WERE REMOVED FROM CEILING |

REFLECTED CEILING PLAN LEGEND

- 2X4 ACOUSTICAL TILE CEILING & GRID
- GYPSUM BOARD CEILING
- X' - X" — FINISH CEILING HEIGHT
- 2X4 LIGHT FIXTURE - SEE ELECTRICAL
- 4'x6' SURFACE MOUNT LINEAR LIGHT FIXTURE - SEE ELECTRICAL
- 4'x4' SURFACE MOUNT LINEAR LIGHT FIXTURE - SEE ELECTRICAL
- 4'x4' SURFACE MOUNT LINEAR LIGHT FIXTURE - SEE ELECTRICAL
- 6" DOWNLIGHT FIXTURE - SEE ELECTRICAL
- 6" RECESSED DOWNLIGHT POOL LIGHT FIXTURE - SEE ELECTRICAL
- 2X2 LIGHT FIXTURE - SEE ELECTRICAL
- AP-4 WILLTEC STANDARD PAINTED COLOR: LIGHT GREY SIZES VARY: 2'XG", 2'X8" & 1'XG". SEE FINISH MATERIAL SCHEDULE
- AP-7 WILLTEC STANDARD PAINTED COLOR: LIGHT GREY SIZES VARY: 2'XG", 2'X8" & 1'XG". SEE FINISH MATERIAL SCHEDULE
- AP-2 WILLTEC STANDARD PAINTED COLOR: LIGHT GREY SIZES VARY: 2'XG", 2'X8" & 1'XG". SEE FINISH MATERIAL SCHEDULE

GENERAL NOTE: REFER TO ELECTRICAL DRAWINGS FOR ADDITIONAL REFLECTED CEILING PLAN SYMBOLS.


**bond architects**
222 SOUTH CENTRAL AVE.
SUITE# 501
ST. LOUIS, MO 63105
TEL: 314.863.4994
FAX: 314.863.4996
www.bondarchitectsinc.com
Bond Architects, Inc.
Missouri State Certificate of Authority # 2009027409

**Cole & Associates, Inc.**
Civil Engineer
Consultant Project #26-0064
Certificate of Authority #001165
401 S. 18th St., Suite 200
St. Louis, MO 63103
314.984.9887 tel

**CASE Engineering, Inc.**
Structural Engineer
Consultant Project BDA-MO-06-26
Certificate of Authority #001498
796 Merus Ct.
Fenton, MO 63026
636.349.1600 tel

**RTM Engineering Consultants**
MEP Engineer
Consultant Project #26.B00203.2171
Certificate of Authority #2002028690
3701 S. Lindbergh Blvd.
St. Louis, MO 63127
314.725.5889 tel

**PINCHIN, LLC**
Hazardous Materials Consultant
Consultant Project #R262.00457.006
2 Cityplace Drive, Suite 195
St. Louis, MO 63141
314.230.0182 tel


West High School
14653 Clayton Rd., Ballwin, MO 63011
Parkway PN #542501B
Building Renovation & Site Improvements

Parkway School District
363 N. Woods Mill Rd., Chesterfield, MO 63017
314.415.8231 tel

Project No: 26022

Revisions

| No. | Description | Date |
|---|---|---|
| | | |


This drawing and the details on it are the sole property of the architect and may be used for this specific project only. It shall not be loaned, copied or reproduced, in whole or in part, or for any other purpose or project without the written consent of the Architect. Copyright © 2026 by Bond Architects, Inc.


STATE OF MISSOURI
MICHELLE R. WELLS
NUMBER A-2021031961
ARCHITECT
11/5/26


The Professional Architects seal affixed to this sheet applies only to the material and items shown on this sheet. All drawings, instruments or other documents not exhibiting this seal shall not be considered prepared by this architect, and this architect expressly disclaims any and all responsibility for such plan, drawings or documents not exhibiting this seal.


DATE: 11.05.2026

BID / PERMIT SET

FIRST FLOOR RCP - AREA B & C

A4.1B

10/28/2026 11:06:55 AM

SCOPE LEGEND

NO ARCHITECTURAL WORK IN THIS AREA FOR WORK DESCRIBED ON THIS PAGE. WORK MAY BE INCLUDED IN THESE AREAS ON OTHER SHEETS.

| KEYNOTE LEGEND | |
|---|---|
| KEY VALUE | KEYNOTE TEXT |

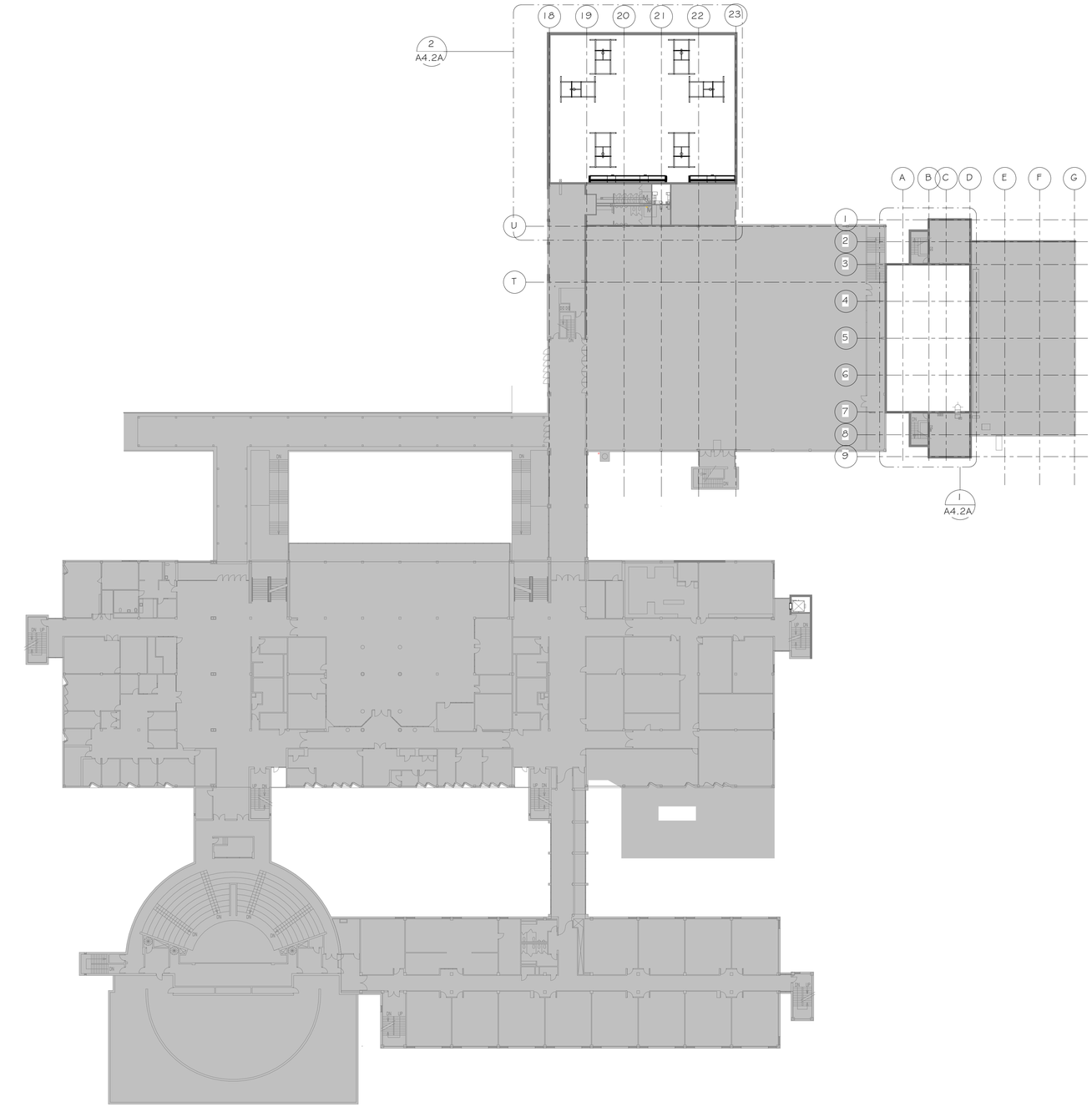


N

1
A4.2

SECOND FLOOR RCP OVERALL

1/32" = 1'-0" REF: 2/A4.3

REFLECTED CEILING PLAN LEGEND

2X4 ACOUSTICAL TILE CEILING & GRID

GYPSUM BOARD CEILING

X' - X" FINISH CEILING HEIGHT

2X4 LIGHT FIXTURE - SEE ELECTRICAL

4"x6' SURFACE MOUNT LINEAR LIGHT FIXTURE - SEE ELECTRICAL

4"x4' SURFACE MOUNT LINEAR LIGHT FIXTURE - SEE ELECTRICAL

4"x4' SURFACE MOUNT LINEAR LIGHT FIXTURE - SEE ELECTRICAL

6" DOWNLIGHT FIXTURE - SEE ELECTRICAL

6" RECESSED DOWNLIGHT POOL LIGHT FIXTURE - SEE ELECTRICAL

2X2 LIGHT FIXTURE - SEE ELECTRICAL

AP-4 WILLTEC STANDARD PAINTED COLOR: LIGHT GREY SIZES VARY: 2'X6", 2'X8" & 1'X6". SEE FINISH MATERIAL SCHEDULE

AP-7 WILLTEC STANDARD PAINTED COLOR: LIGHT GREY SIZES VARY: 2'X6", 2'X8" & 1'X6". SEE FINISH MATERIAL SCHEDULE

AP-2 WILLTEC STANDARD PAINTED COLOR: LIGHT GREY SIZES VARY: 2'X6", 2'X8" & 1'X6". SEE FINISH MATERIAL SCHEDULE

GENERAL NOTE: REFER TO ELECTRICAL DRAWINGS FOR ADDITIONAL REFLECTED CEILING PLAN SYMBOLS.

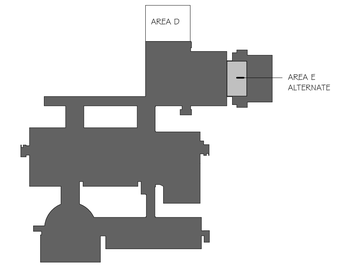


N

KEY PLAN LEVEL 2

NOT TO SCALE


bond architects
222 SOUTH CENTRAL AVE.
SUITE# 501
ST. LOUIS, MO 63105
TEL: 314.863.4994
FAX: 314.863.4996
www.bondarchitectsinc.com
Bond Architects, Inc.
Missouri State Certificate of Authority # 2009027409

**Cole & Associates, Inc.**
Civil Engineer
Consultant Project #26-0064
Certificate of Authority #001165
401 S. 18th St., Suite 200
St. Louis, MO 63103
314.984.9887 tel

**CASE Engineering, Inc.**
Structural Engineer
Consultant Project BDA-MO-06-26
Certificate of Authority #001498
796 Merus Ct.
Fenton, MO 63026
636.349.1600 tel

**RTM Engineering Consultants**
MEP Engineer
Consultant Project #26.B00203.2171
Certificate of Authority #2002028690
3701 S. Lindbergh Blvd.
St. Louis, MO 63127
314.725.5889 tel

**PINCHIN, LLC**
Hazardous Materials Consultant
Consultant Project #R262.00457.006
2 Cityplace Drive, Suite 195
St. Louis, MO 63141
314.230.0182 tel


West High School
14653 Clayton Rd., Ballwin, MO 63011
Parkway PN #542501B
Building Renovation & Site Improvements

Parkway School District
363 N. Woods Mill Rd., Chesterfield, MO 63017
314.415.8231 tel

Project No: 26022

Revisions

| No. | Description | Date |
|---|---|---|
| | | |
| | | |
| | | |
| | | |
| | | |
| | | |


This drawing and the details on it are the sole property of the architect and may be used for this specific project only. It shall not be loaned, copied or reproduced, in whole or in part, or for any other purpose or project without the written consent of the Architect.
Copyright © 2026 by Bond Architects, Inc.


STATE OF MISSOURI
MICHELLE R. WELLS
NUMBER A-2021031961
ARCHITECT
11/5/26

The Professional Architects seal affixed to this sheet applies only to the material and items shown on this sheet. All drawings, instruments or other documents not exhibiting this seal shall not be considered prepared by this architect, and this architect expressly disclaims any and all responsibility for such plan, drawings or documents not exhibiting this seal.

DATE: 11.05.2026

BID / PERMIT SET

SECOND FLOOR RCP OVERALL

A4.2

10/28/2026 11:06:57 AM

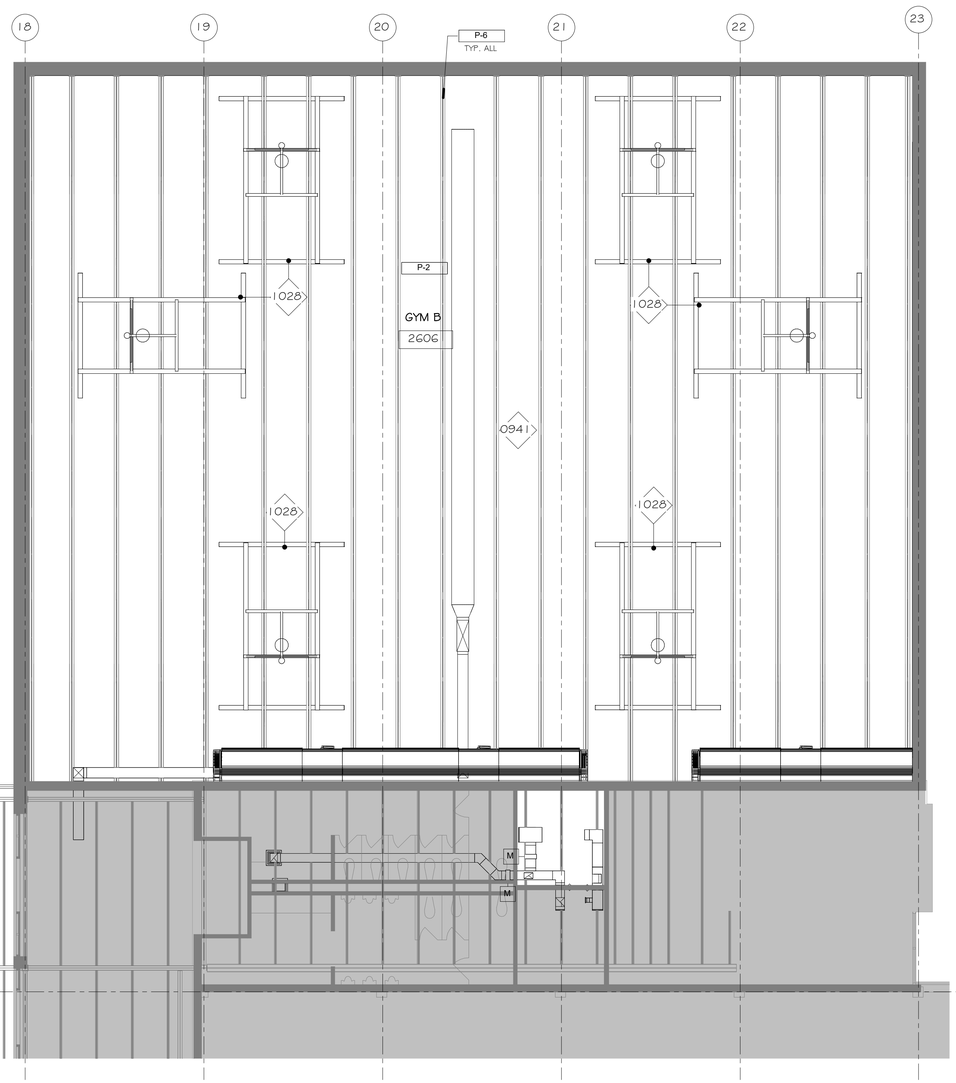


N 2 A4.2A SECOND FLOOR RCP - AREA D
1/8" = 1'-0" REF: 1/A4.2

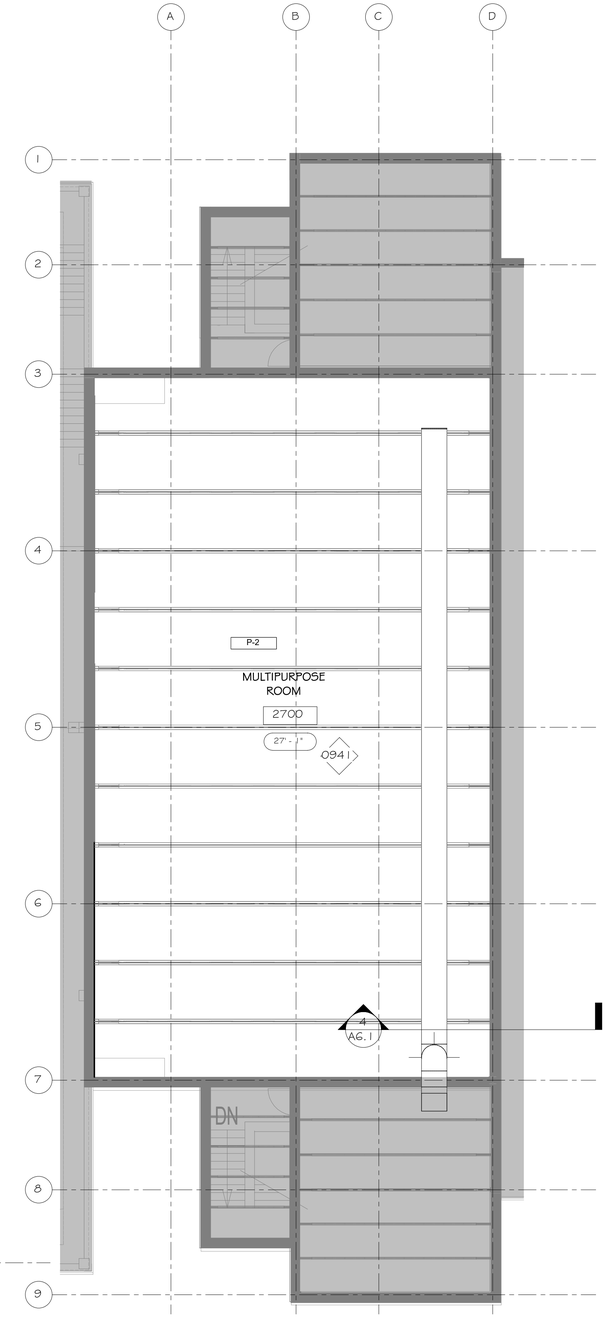


N 1 A4.2A SECOND FLOOR RCP OVERALL - AREA E
1/8" = 1'-0" REF: 1/A4.2

| KEYNOTE LEGEND | |
|---|---|
| KEY VALUE | KEYNOTE TEXT |
| 0941 | PAINT ROOF DECK, STRUCTURE, ALL DUCTWORK, ALL PIPING, AND ALL CONDUITS. SEE FINISH PLAN |
| 1028 | EXISTING BASKETBALL HOOP TO REMAIN |

REFLECTED CEILING PLAN LEGEND

- 2X4 ACOUSTICAL TILE CEILING & GRID
- GYPSUM BOARD CEILING
- X' - X" — FINISH CEILING HEIGHT
- 2X4 LIGHT FIXTURE - SEE ELECTRICAL
- 4'x6' SURFACE MOUNT LINEAR LIGHT FIXTURE - SEE ELECTRICAL
- 4'x4' SURFACE MOUNT LINEAR LIGHT FIXTURE - SEE ELECTRICAL
- 4'x4' SURFACE MOUNT LINEAR LIGHT FIXTURE - SEE ELECTRICAL
- 6" DOWNLIGHT FIXTURE - SEE ELECTRICAL
- 6" RECESSED DOWNLIGHT POOL LIGHT FIXTURE - SEE ELECTRICAL
- 2X2 LIGHT FIXTURE - SEE ELECTRICAL
- AP-4 WILLTEC STANDARD PAINTED COLOR: LIGHT GREY SIZES VARY: 2'X6", 2'X8" & 1'X6". SEE FINISH MATERIAL SCHEDULE
- AP-7 WILLTEC STANDARD PAINTED COLOR: LIGHT GREY SIZES VARY: 2'X6", 2'X8" & 1'X6". SEE FINISH MATERIAL SCHEDULE
- AP-2 WILLTEC STANDARD PAINTED COLOR: LIGHT GREY SIZES VARY: 2'X6", 2'X8" & 1'X6". SEE FINISH MATERIAL SCHEDULE

GENERAL NOTE: REFER TO ELECTRICAL DRAWINGS FOR ADDITIONAL REFLECTED CEILING PLAN SYMBOLS.

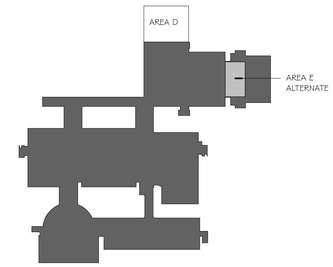


N KEY PLAN LEVEL 2
NOT TO SCALE


**bond architects**
222 SOUTH CENTRAL AVE.
SUITE# 501
ST. LOUIS, MO 63105
TEL: 314.863.4994
FAX: 314.863.4996
www.bondarchitectsinc.com
Bond Architects, Inc.
Missouri State Certificate of Authority # 2009027409

**Cole & Associates, Inc.**
Civil Engineer
Consultant Project #26-0064
Certificate of Authority #001165
401 S. 18th St., Suite 200
St. Louis, MO 63103
314.984.9887 tel

**CASE Engineering, Inc.**
Structural Engineer
Consultant Project BDA-MO-06-26
Certificate of Authority #001498
798 Merus Ct.
Fenton, MO 63026
636.349.1600 tel

**RTM Engineering Consultants**
MEP Engineer
Consultant Project #26.B00203.2171
Certificate of Authority #2002028690
3701 S. Lindbergh Blvd.
St. Louis, MO 63127
314.725.5889 tel

**PINCHIN, LLC**
Hazardous Materials Consultant
Consultant Project #R262.00457.006
2 Cityplace Drive, Suite 195
St. Louis, MO 63141
314.230.0182 tel


West High School
14653 Clayton Rd., Ballwin, MO 63011
Parkway PN #542501B
Building Renovation & Site Improvements

Parkway School District
363 N. Woods Mill Rd., Chesterfield, MO 63017
314.415.8231 tel

Project No: 26022

Revisions

| No. | Description | Date |
|---|---|---|
| | | |
| | | |
| | | |
| | | |
| | | |
| | | |


This drawing and the details on it are the sole property of the architect and may be used for this specific project only. It shall not be loaned, copied or reproduced, in whole or in part, or for any other purpose or project without the written consent of the Architect.
Copyright © 2026 by Bond Architects, Inc.


STATE OF MISSOURI
MICHELLE R. WELLS
NUMBER A-2021031961
ARCHITECT
11/5/26

The Professional Architects seal affixed to this sheet applies only to the material and items shown on this sheet. All drawings, instruments or other documents not exhibiting this seal shall not be considered prepared by this architect, and this architect expressly disclaims any and all responsibility for such plan, drawings or documents not exhibiting this seal.

DATE: 11.05.2026

BID / PERMIT SET

SECOND FLOOR RCP - AREA D & E

A4.2A

10/28/2026 11:07:01 AM

SCALE: 3" = 1'-0" 0 0.25' 0.5' 1'
SCALE: 1 1/2" = 1'-0" 0 0.5' 1' 2'
SCALE: 1" = 1'-0" 0 0.5' 1' 2'
SCALE: 3/4" = 1'-0" 0 1' 2' 3'
SCALE: 1/2" = 1'-0" 0 1' 2' 4'
SCALE: 1/4" = 1'-0" 0 2' 4' 8'
SCALE: 1/8" = 1'-0" 0 4' 8' 16'
SCALE: 1/16" = 1'-0" 0 8' 16' 32'

SCALE: 3" = 1'-0"

SCALE: 1 1/2" = 1'-0"

SCALE: 1" = 1'-0"

SCALE: 3/4" = 1'-0"

SCALE: 1/2" = 1'-0"

SCALE: 1/4" = 1'-0"

SCALE: 1/8" = 1'-0"

SCALE: 1/16" = 1'-0"

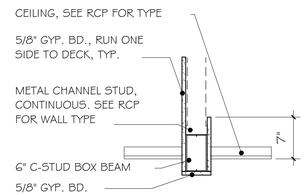


4 A4.3 TYPICAL CEILING BULKHEAD
1" = 1'-0"

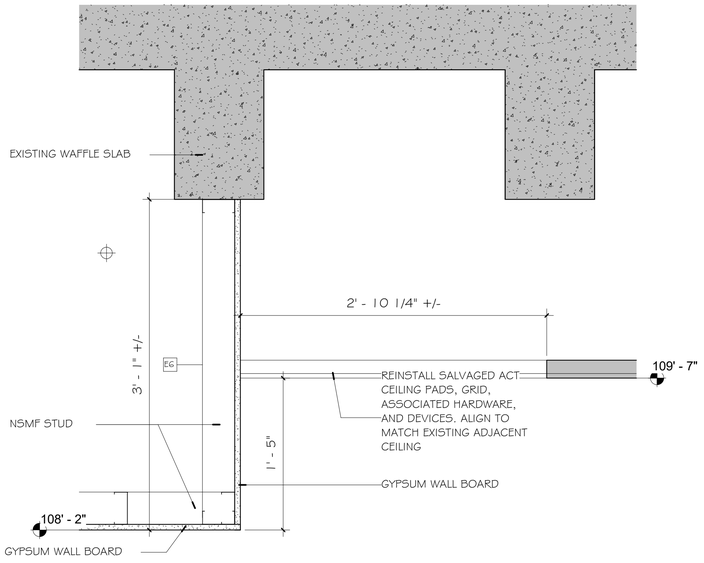


3 A4.3 CEILING BULKHEAD - AT CORRIDOR C1C
1 1/2" = 1'-0" REF: 1/A4.1B

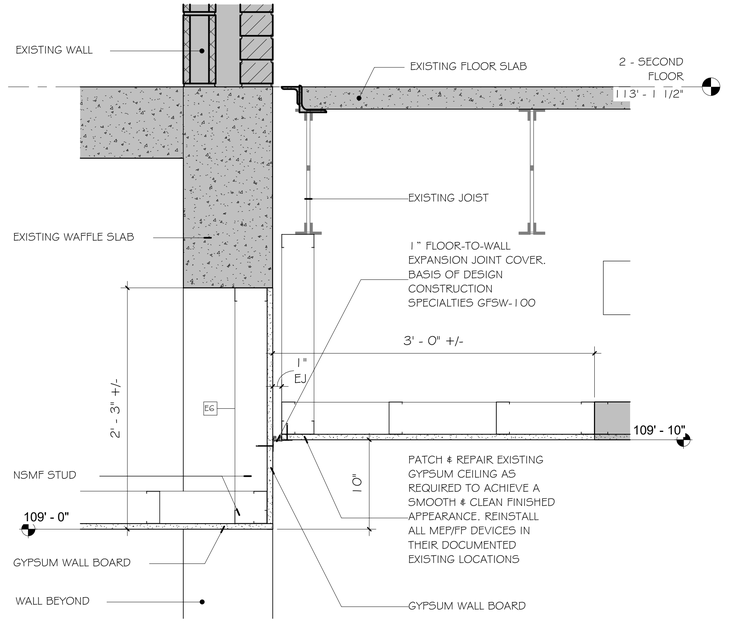


2 A4.3 BULKHEAD DETAIL AT CORRIDOR C1T
1 1/2" = 1'-0" REF: 1/A4.1A

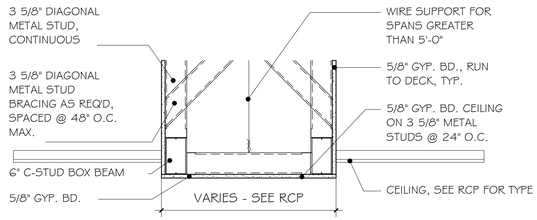


1 A4.3 TYPICAL CEILING BULKHEAD
1" = 1'-0"

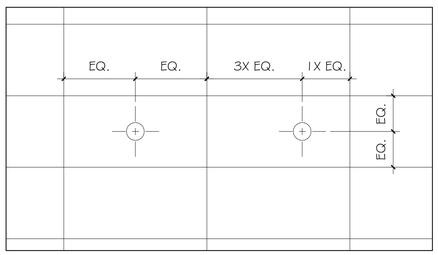


ITEMS OCCURING ON A RECTANGULAR GRID-TYPE CEILING

- UNLESS NOTED OTHERWISE, LOCATE ITEMS (LIGHT FIXTURES, SPRINKLER HEADS, DEVICES, ETC) AT THE CENTER OF SHORT DIRECTION OF RECTANGULAR PANEL. LOCATE AT 1/4, 1/2, OR 3/4 POINT OF LONG DIRECTION OF RECTANGULAR PANEL.
- LOCATE SPRINKLER HEADS WITHIN 3" DIAMETER OF THE IDEAL POINT DIMENSIONED (OR SHOWN BY RULE) ON REFLECTED CEILING PLAN.

General Notes
Seismic Design Category C

A ceiling area of 144 SF or less surrounded by walls that connect directly to the structure above shall be exempt from seismic bracing.

An intermediate or heavy duty T-bar grid system shall be used.

Light fixtures must be positively attached to the ceiling grid with an attachment capable of carrying 100% of the weight of the light fixture. Light fixtures weighing up to 56 pounds require two vertical support wires. These wires may be slack. Light fixtures weighing more than 56 pounds shall require independent support from the building structure above the ceiling.

Mechanical air terminals weighing less than 20 pounds shall be positively attached to the ceiling grid. Air terminals weighing 20 pounds but not more than 56 pounds shall be secured to the building structure above the ceiling in addition to attaching the air terminal to the ceiling grid. These two No. 12 gauge wires may be slack. Air terminals weighing more than 56 pounds shall require independent support from the building structure above the ceiling.

Sprinkler heads and other penetrations of the suspended ceiling shall have a 3/8" minimum clearance to allow for free movement in all horizontal directions.

The ceiling may not provide lateral support to partitions. Partitions attached to the ceiling must use flexible connections to avoid transferring force to the ceiling.

Horizontal restraint play wires or rigid bracing in suspended ceilings exceeding 1,000 square feet is not required.

A seismic separation joint in ceilings is not required.

The ceiling weight must be 2.5 lbs. / square foot or less. For ceilings over 2.5 lbs. / square foot the prescribed construction for Seismic Design Category D must be used.

Seismic Design Category D

A ceiling area of 144 SF or less surrounded by walls that connect directly to the structure above shall be exempt from seismic bracing.

A heavy duty T-bar grid system shall be used.

Light fixtures must be positively attached to the ceiling grid with an attachment capable of carrying 100% of the weight of the light fixture. Light fixtures weighing up to 56 pounds require two vertical support wires. These wires may be slack. Light fixtures weighing more than 56 pounds shall require independent support from the building structure above the ceiling.

Mechanical air terminals weighing less than 20 pounds shall be positively attached to the ceiling grid. Air terminals weighing 20 pounds but not more than 56 pounds shall be secured to the building structure above the ceiling in addition to attaching the air terminal to the ceiling grid. These two No. 12 gauge wires may be slack. Air terminals weighing more than 56 pounds shall require independent support from the building structure above the ceiling.

Sprinkler heads and other penetrations of the suspended ceiling shall have a 2" oversize ring, sleeve, or adaptor through the ceiling tile to allow for free movement of at least 1" in all horizontal directions.

All wall partitions greater than 6' in height shall be independently braced to the building structure. Wall partitions may not be supported by the braced suspended ceiling alone.

Suspended ceilings exceeding 1,000 square feet in area require four No. 12 gauge splay wires and a rigid vertical compression strut every 12 feet on center starting a maximum of 6 feet from each wall. The splay wires shall be secured to the main runner within 2 inches of the cross runner intersection and splayed 90 degrees from each other at an angle not exceeding 45 degrees from the plane of the ceiling.

Suspended ceilings exceeding 2,500 square feet shall have a separation joint, or a full height wall partition separating the suspended ceiling into areas less than 2,500 square feet.

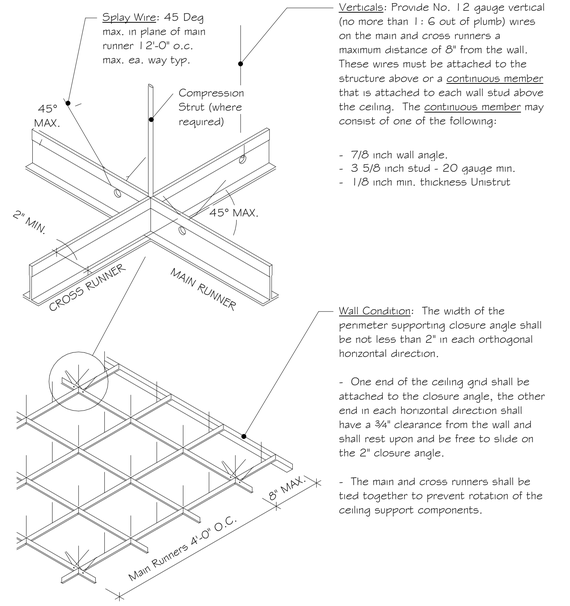


Verticals: Provide No. 12 gauge vertical (no more than 1:6 out of plumb) wires on the main and cross runners a maximum distance of 8" from the wall. These wires must be attached to the structure above or a continuous member that is attached to each wall stud above the ceiling. The continuous member may consist of one of the following:

- 7/8 inch wall angle.
- 3 5/8 inch stud - 20 gauge min.
- 1/8 inch min. thickness Unistrut


bond architects
222 SOUTH CENTRAL AVE.
SUITE# 501
ST. LOUIS, MO 63105
TEL: 314.863.4994
FAX: 314.863.4996
www.bondarchitectsinc.com
Bond Architects, Inc.
Missouri State Certificate of Authority # 2009027409

**Cole & Associates, Inc.**
Civil Engineer
Consultant Project #26-0064
Certificate of Authority #001165
401 S. 18th St., Suite 200
St. Louis, MO 63103
314.984.9887 tel

**CASE Engineering, Inc.**
Structural Engineer
Consultant Project BDA-MO-06-26
Certificate of Authority #001498
798 Merus Ct.
Fenton, MO 63026
636.349.1600 tel

**RTM Engineering Consultants**
MEP Engineer
Consultant Project #26.B00203.2171
Certificate of Authority #2002028690
3701 S. Lindbergh Blvd.
St. Louis, MO 63127
314.725.5889 tel

**PINCHIN, LLC**
Hazardous Materials Consultant
Consultant Project #R262.00457.006
2 Cityplace Drive, Suite 195
St. Louis, MO 63141
314.230.0182 tel


West High School
14653 Clayton Rd., Ballwin, MO 63011
Parkway PN #542501B
Building Renovation & Site Improvements

Parkway School District
363 N. Woods Mill Rd., Chesterfield, MO 63017
314.415.8231 tel

Project No: 26022

Revisions

| No. | Description | Date |
|---|---|---|
| | | |


This drawing and the details on it are the sole property of the architect and may be used for this specific project only. It shall not be loaned, copied or reproduced, in whole or in part, or for any other purpose or project without the written consent of the Architect.
Copyright © 2026 by Bond Architects, Inc.


STATE OF MISSOURI
MICHELLE R. WELLS
NUMBER A-2021031961
ARCHITECT
11/5/26

The Professional Architects seal affixed to this sheet applies only to the material and items shown on this sheet. All drawings, instruments or other documents not exhibiting this seal shall not be considered prepared by this architect, and this architect expressly disclaims any and all responsibility for such plan, drawings or documents not exhibiting this seal.

DATE: 11.05.2026

BID / PERMIT SET

CEILING DETAILS

A4.3

10/28/2026 11:07:03 AM

SCALE: 3" = 1'-0"

SCALE: 1 1/2" = 1'-0"

SCALE: 1" = 1'-0"

SCALE: 3/4" = 1'-0"

SCALE: 1/2" = 1'-0"

SCALE: 1/4" = 1'-0"

SCALE: 1/8" = 1'-0"

SCALE: 1/16" = 1'-0"

10/28/2026 11:07:07 AM

ELEVATION GENERAL NOTES

1. REMOVE ALL ABANDONED DEVICES. PATCH AND REPAIR AS REQUIRED TO MATCH RESTORED FINISH MATERIAL.
2. REMOVE RUST AND RE-COAT EXISTING ANGLE AS REQUIRED. DO NOT "SPOT" CLEAN. IF EFF OR STAINING IS EVIDENT, CLEAN ENTIRE PLANE OF WALL. CONTRACTOR TO VERIFY EXISTING CONDITION.
3. EXTERIOR STOREFRONT FINISH TO MATCH EXISTING FINISH, UNO.
4. MINIMUM GLASS THICKNESSES TO MEET GANA PUBLICATION: "LAMINATED GLAZING REFERENCE MANUAL" AND "GLAZING MANUAL" AND IGMA PUBLICATION FOR INSULATING GLASS: SIGMA TM-3000, "NORTH AMERICAN GLAZING GUIDELINES FOR SEALED INSULATING GLASS UNITS FOR COMMERCIAL AND RESIDENTIAL USE."

| KEYNOTE LEGEND | |
|---|---|
| KEY VALUE | KEYNOTE TEXT |
| 0838 | EXTERIOR LOUVER WITH INSECT SCREEN INSTALLED IN DOOR. BASIS OF DEISGN SPECIAL-LITE |
| 0839 | |
| 2303 | SEE MECHANICAL SHEETS FOR DUCT SCOPE |

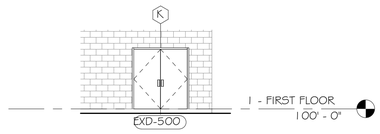


6 DOOR EXD-500 ELEVATION
A5.1 1/8" = 1'-0" REF: 2/A3.5

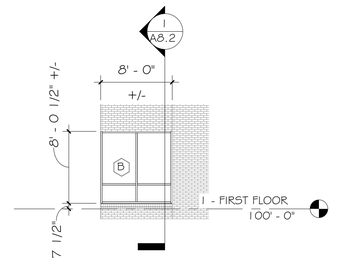


5 FIRST FLOOR - WINDOW C1N
A5.1 1/8" = 1'-0" REF: 3/A3.1

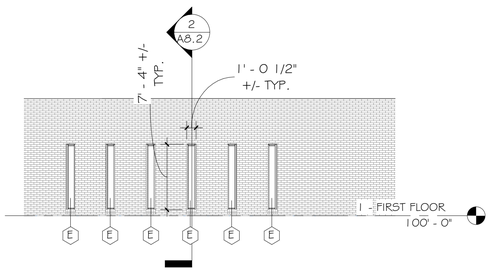


4 FIRST FLOOR - WINDOW C1M
A5.1 1/8" = 1'-0" REF: 5/A3.1

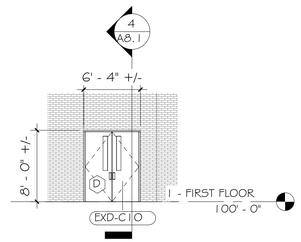


3 EXT DOOR C10
A5.1 1/8" = 1'-0" REF: 4/A3.1

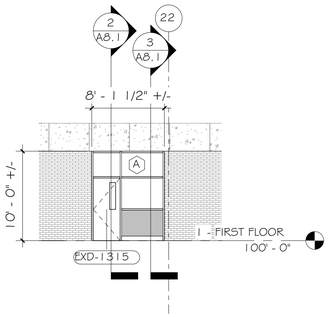


2 EXT DOOR 1315
A5.1 1/8" = 1'-0" REF: 2/A3.1

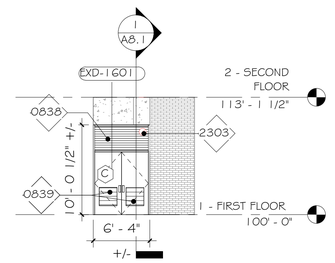


1 EXT DOOR 1601
A5.1 1/8" = 1'-0" REF: 1/A3.1


bond architects
222 SOUTH CENTRAL AVE.
SUITE# 501
ST. LOUIS, MO 63105
TEL: 314.863.4994
FAX: 314.863.4996
www.bondarchitectsinc.com
Bond Architects, Inc.
Missouri State Certificate of Authority # 2009027409

**Cole & Associates, Inc.**
Civil Engineer
Consultant Project #26-0064
Certificate of Authority #001165
401 S. 18th St., Suite 200
St. Louis, MO 63103
314.984.9887 tel

**CASE Engineering, Inc.**
Structural Engineer
Consultant Project BDA-MO-06-26
Certificate of Authority #001498
798 Merus Ct.
Fenton, MO 63026
636.349.1600 tel

**RTM Engineering Consultants**
MEP Engineer
Consultant Project #26.B00203.2171
Certificate of Authority #2002028690
3701 S. Lindbergh Blvd.
St. Louis, MO 63127
314.725.5889 tel

**PINCHIN, LLC**
Hazardous Materials Consultant
Consultant Project #R262.00457.006
2 Cityplace Drive, Suite 195
St. Louis, MO 63141
314.230.0182 tel


West High School
14653 Clayton Rd., Ballwin, MO 63011
Parkway PN #542501B
Building Renovation & Site Improvements

Parkway School District
363 N. Woods Mill Rd., Chesterfield, MO 63017
314.415.8231 tel

Project No: 26022

Revisions

| No. | Description | Date |
|---|---|---|
| | | |


This drawing and the details on it are the sole property of the architect and may be used for this specific project only. It shall not be loaned, copied or reproduced, in whole or in part, or for any other purpose or project without the written consent of the Architect.
Copyright © 2026 by Bond Architects, Inc.


STATE OF MISSOURI
MICHELLE R. WELLS
NUMBER A-2021031961
ARCHITECT
11/5/26

The Professional Architects seal affixed to this sheet applies only to the material and items shown on this sheet. All drawings, instruments or other documents not exhibiting this seal shall not be considered prepared by this architect, and this architect expressly disclaims any and all responsibility for such plan, drawings or documents not exhibiting this seal.

DATE: 11.05.2026

BID / PERMIT SET

# EXTERIOR ELEVATIONS - ENLARGED

A5.1

## BUILDING SECTION GENERAL NOTES

1. BUILDING SECTIONS ARE SHOWN TO REPRESENT SPATIAL RELATIONSHIPS ONLY. THEY ARE NOT INTENDED TO BE USED FOR TRADE COORDINATION AND THEY DO NOT SHOW ALL BUILDING SYSTEMS, STRUCTURE, ETC. CONTRACTOR RESPONSIBLE FOR COORDINATING WITH ALL DISCIPLINES PRIOR TO CONSTRUCTION. CONTACT ARCHITECT WITH ANY CONFLICTS.

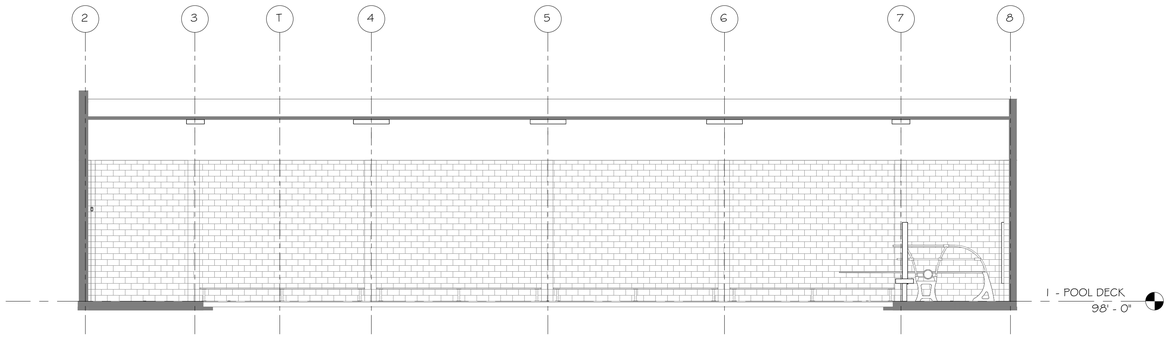


5 / AG.1 AREA B - BUILDING SECTION - N/S POOL
1/8" = 1'-0" REF: 1/A2.1B

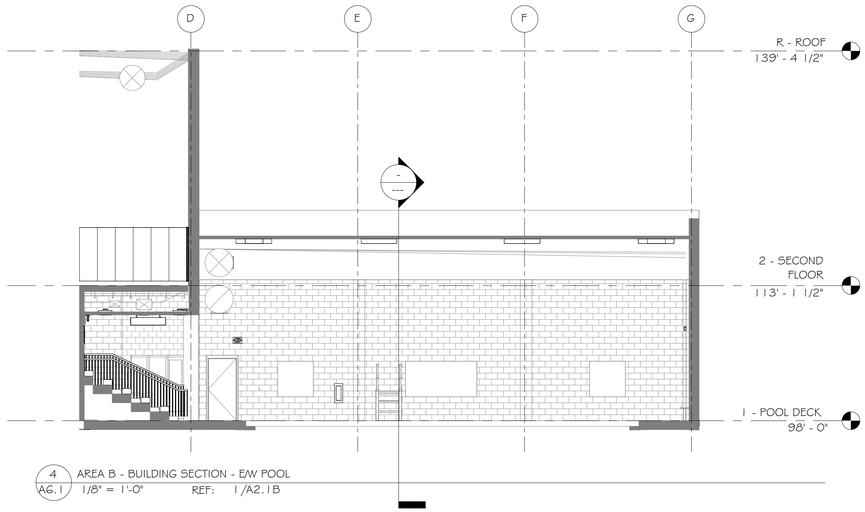


4 / AG.1 AREA B - BUILDING SECTION - E/W POOL
1/8" = 1'-0" REF: 1/A2.1B

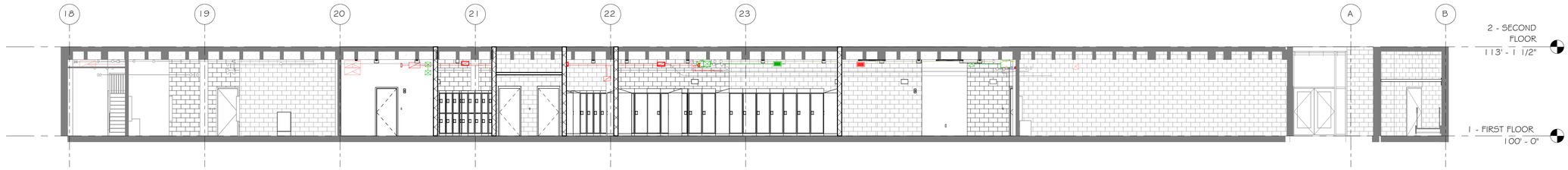


3 / AG.1 AREA A - BUILDING SECTION - E/W THROUGH LOCKER ROOMS
1/8" = 1'-0" REF: 1/A2.1A

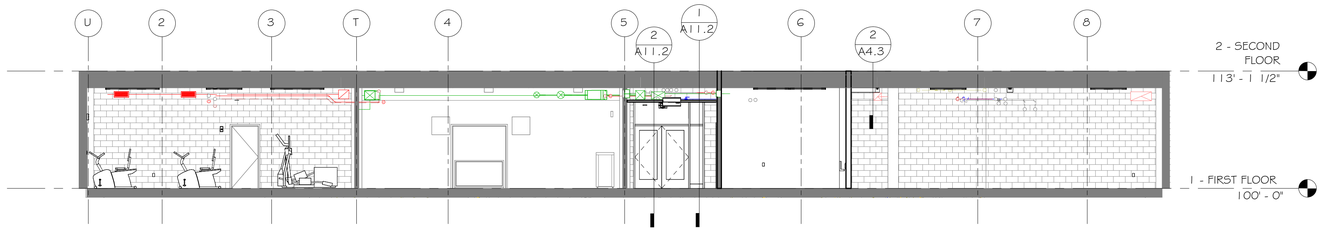


2 / AG.1 AREA A - BUILDING SECTION - N/S
1/8" = 1'-0" REF: 1/A2.1A

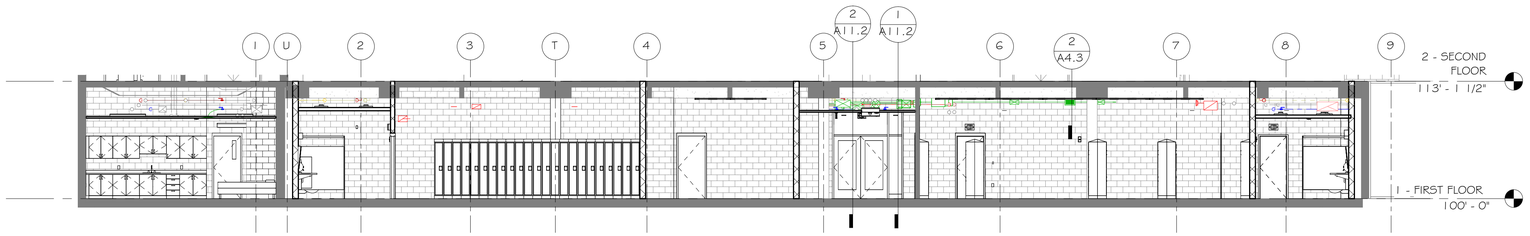


1 / AG.1 AREA A - BUILDING SECTION - N/S THROUGH LOCKER ROOMS
1/8" = 1'-0" REF: 1/A2.1A

SCALE: 3" = 1'-0" 0 0.25" 0.5" 1"
SCALE: 1 1/2" = 1'-0" 0 0.5" 1" 2"
SCALE: 1" = 1'-0" 0 0.5" 1" 2"
SCALE: 3/4" = 1'-0" 0 1" 2" 3"
SCALE: 1/2" = 1'-0" 0 1" 2" 4"
SCALE: 1/4" = 1'-0" 0 2" 4" 8"
SCALE: 1/8" = 1'-0" 0 4" 8" 16"
SCALE: 1/16" = 1'-0" 0 8" 16" 32"

10/28/2026 11:07:17 AM


bond architects
222 SOUTH CENTRAL AVE.
SUITE# 501
ST. LOUIS, MO 63105
TEL: 314.863.4994
FAX: 314.863.4996
www.bondarchitectsinc.com
Bond Architects, Inc.
Missouri State Certificate of Authority # 2009027409

**Cole & Associates, Inc.**
Civil Engineer
Consultant Project #26-0064
Certificate of Authority #001165
401 S. 18th St., Suite 200
St. Louis, MO 63103
314.984.9887 tel

**CASE Engineering, Inc.**
Structural Engineer
Consultant Project BDA-MO-06-26
Certificate of Authority #001498
796 Merus Ct.
Fenton, MO 63026
636.349.1600 tel

**RTM Engineering Consultants**
MEP Engineer
Consultant Project #26.B00203.2171
Certificate of Authority #2002028690
3701 S. Lindbergh Blvd.
St. Louis, MO 63127
314.725.5889 tel

**PINCHIN, LLC**
Hazardous Materials Consultant
Consultant Project #R262.00457.006
2 Cityplace Drive, Suite 195
St. Louis, MO 63141
314.230.0182 tel


# West High School

14653 Clayton Rd., Ballwin, MO 63011
Parkway PN #542501B
Building Renovation & Site Improvements

Parkway School District
363 N. Woods Mill Rd., Chesterfield, MO 63017
314.415.8231 tel

Project No: 26022

Revisions

| No. | Description | Date |
|---|---|---|
| | | |
| | | |
| | | |
| | | |
| | | |
| | | |


This drawing and the details on it are the sole property of the architect and may be used for this specific project only. It shall not be loaned, copied or reproduced, in whole or in part, or for any other purpose or project without the written consent of the Architect. Copyright © 2026 by Bond Architects, Inc.


STATE OF MISSOURI
MICHELLE R. WELLS
NUMBER A-2021031961
ARCHITECT
11/5/26

The Professional Architects seal affixed to this sheet applies only to the material and items shown on this sheet. All drawings, instruments or other documents not exhibiting this seal shall not be considered prepared by this architect, and this architect expressly disclaims any and all responsibility for such plan, drawings or documents not exhibiting this seal.

DATE: 11.05.2026

BID / PERMIT SET

BUILDING SECTIONS

A6.1

ELEVATOR SCOPE OF WORK:
4-STOP ELEVATOR (ELEV. 1A): REPLACE NONPROPRIETARY CONTROLLER, HYDRAULIC POWER UNIT, CAB FIXTURES, HALL FIXTURES, CAB DOORS, HALL DOORS, OPERATING EQUIPMENT, ROLLER GUIDES, HOISTWAY WIRE, TRAVELING CABLE, INTERIOR CAB FINISHES, CARTOP HANDRAILS, PIT LIGHTING, DISCONNECT FOR CAB LIGHTING. EXISTING CAB FLOORING TO REMAIN, SAND, RESTAIN & REFINISH EXISTING CAB WOOD FLOORING. WRAP CAB RETURN, STRIKE, AND HEADER WITH NEW STAINLESS STEEL FINISH. REPLACE EXISTING KEYPAD IN CAB INTERIOR WITH NEW KEYED SWITCH. PROGRAM ELEVATOR TO ONLY ALLOW ACCESS TO ROOF WHEN KEY IS INSERTED. ON CORRIDOR-SIDE OF ELEVATOR, REMOVE EXISTING KEYPADS & CARD READERS. CAP WIRES & COVER WITH STAINLESS STEEL COVER PLATES. SEE MEP SHEETS FOR MORE INFORMATION.
2-STOP ELEVATOR (ELEV. 1B): REPLACE NONPROPRIETARY CONTROLLER, HYDRAULIC POWER UNIT, CAB FIXTURES, HALL FIXTURES, CAB DOORS, OPERATING EQUIPMENT,ROLLER GUIDES, HOISTWAY WIRE, TRAVELING CABLE, PIT LIGHTING, DISCONNECT FOR CAB LIGHTING. EXISTING HALL DOORS TO REMAIN. PATCH, REPAIR & PAINT. PROVIDE & INSTALL NEW GAL RETROFIT KIT TO ALLOW RETENTION OF HALL DOORS & OTHER EQUIPMENT. INSTALL NEW HYDRAULIC PACKING SEAL. WRAP CAB RETURN, STRIKE, AND HEADER WITH NEW STAINLESS STEEL FINISH. ON CORRIDOR-SIDE OF ELEVATOR, REMOVE EXISTING KEYPADS & CARD READERS. CAP WIRES & COVER WITH STAINLESS STEEL COVER PLATES. SEE MEP SHEETS FOR MORE INFORMATION.

| KEYNOTE LEGEND | |
|---|---|
| KEY VALUE | KEYNOTE TEXT |
| 0938 | PREP & PAINT CORRIDOR-SIDE ELEVATOR DOORS & FRAME |
| 0939 | PREP & PAINT EXTERIOR-SIDE ELEVATOR DOORS & FRAME |
| 1407 | EXISTING HYDRAULIC ELEVATOR WITH MODERNIZATION PACKAGE, SEE ELEVATOR SCOPE OF WORK & SPECS. SEE FINISH LEGEND FOR NEW CAB FINISHES |
| 2614 | WHERE KEYPAD WAS REMOVED FROM ELEVATOR CAB INTERIOR, REPLACE WITH KEYED SWITCH. PROGRAM ELEVATOR TO ALLOW ACCESS TO ROOF ONLY WHEN KEY IS INSERTED |

BUILDING SECTION GENERAL NOTES

1. BUILDING SECTIONS ARE SHOWN TO REPRESENT SPATIAL RELATIONSHIPS ONLY. THEY ARE NOT INTENDED TO BE USED FOR TRADE COORDINATION AND THEY DO NOT SHOW ALL BUILDING SYSTEMS, STRUCTURE, ETC. CONTRACTOR RESPONSIBLE FOR COORDINATING WITH ALL DISCIPLINES PRIOR TO CONSTRUCTION. CONTACT ARCHITECT WITH ANY CONFLICTS.

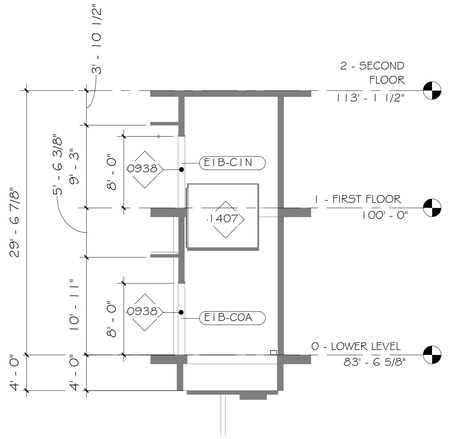


6 A6.2 E1B - BUILDING SECTION - N/S
1/8" = 1'-0" REF: 10/A3.1

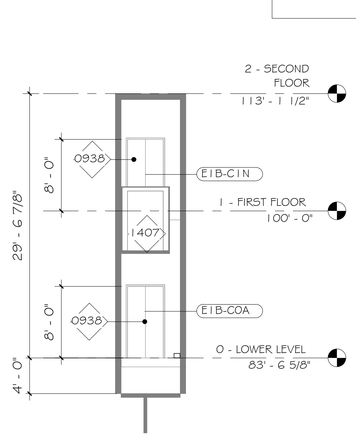


5 A6.2 E1B - BUILDING SECTION - E/W
1/8" = 1'-0" REF: 10/A3.1

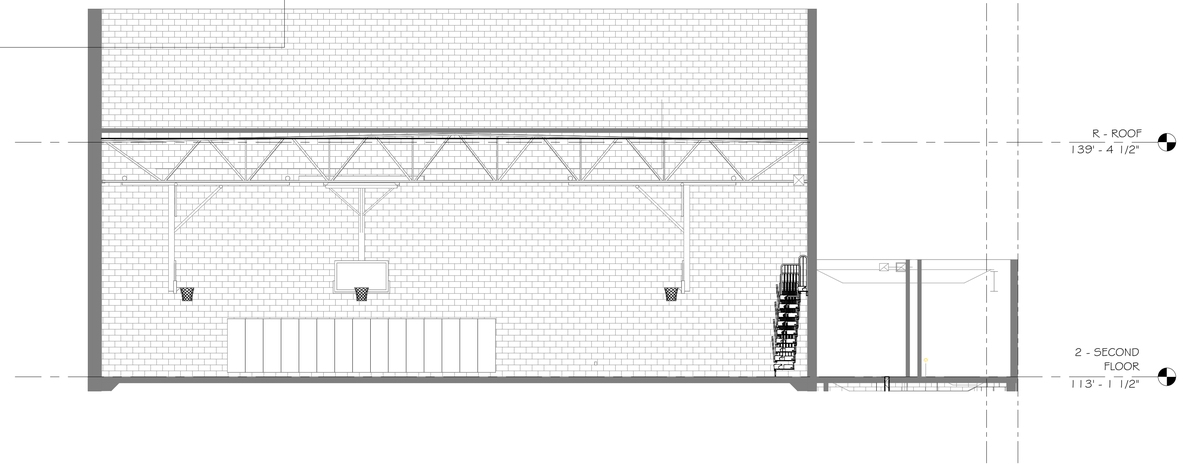


4 A6.2 AREA D - BUILDING SECTION - N/S SMAL GYM
1/8" = 1'-0" REF: 2/A2.2A

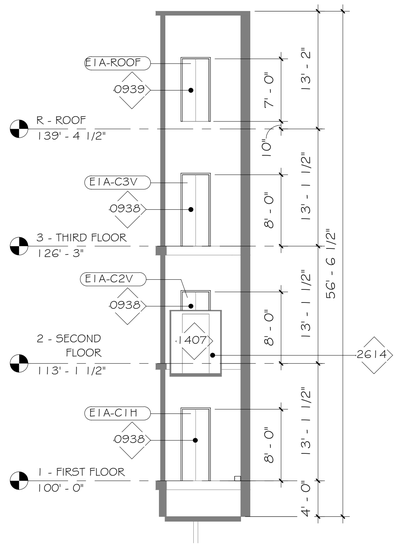


3 A6.2 E1A - BUILDING SECTION - N/S
1/8" = 1'-0" REF: 6/A3.1

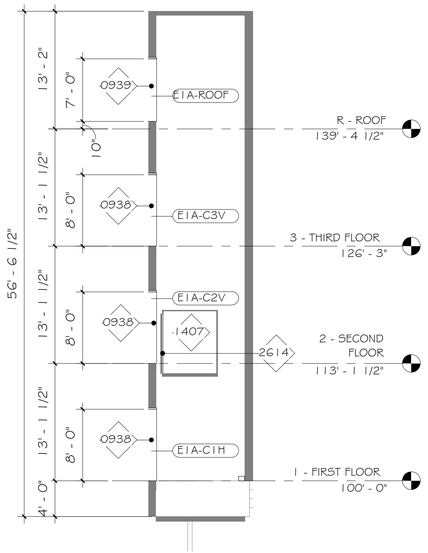


2 A6.2 E1A - BUILDING SECTION - E/W
1/8" = 1'-0" REF: 6/A3.1

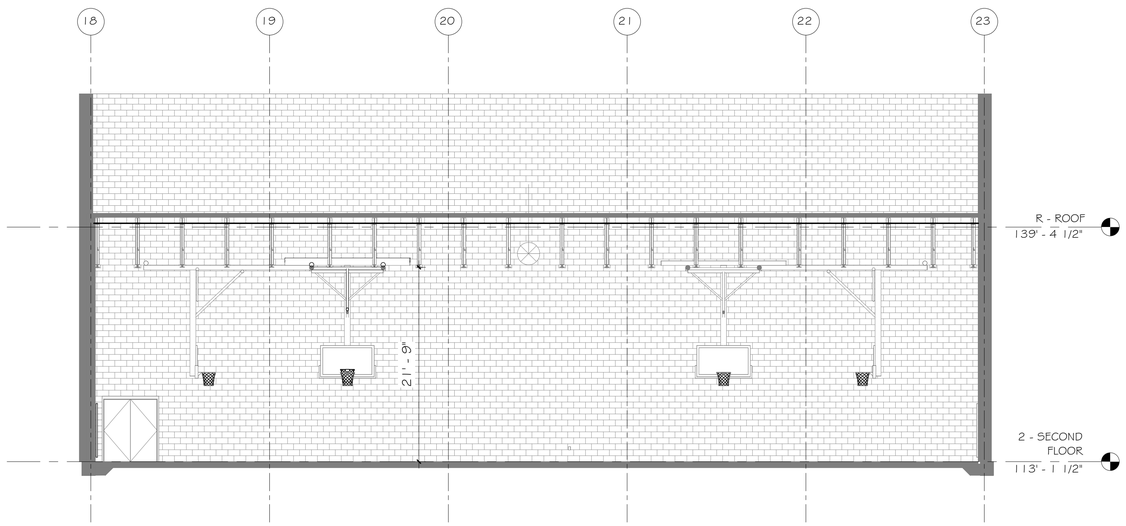


1 A6.2 AREA D - BUILDING SECTION - E/W SMALL GYM
1/8" = 1'-0" REF: 2/A2.2A


bond architects
222 SOUTH CENTRAL AVE.
SUITE# 501
ST. LOUIS, MO 63105
TEL: 314.863.4994
FAX: 314.863.4996
www.bondarchitectsinc.com
Bond Architects, Inc.
Missouri State Certificate of Authority # 2009027409

**Cole & Associates, Inc.**
Civil Engineer
Consultant Project #26-0064
Certificate of Authority #001165
401 S. 18th St., Suite 200
St. Louis, MO 63103
314.984.9887 tel

**CASE Engineering, Inc.**
Structural Engineer
Consultant Project BDA-MO-06-26
Certificate of Authority #001498
798 Merus Ct.
Fenton, MO 63026
636.349.1600 tel

**RTM Engineering Consultants**
MEP Engineer
Consultant Project #26.B00203.2171
Certificate of Authority #2002028690
3701 S. Lindbergh Blvd.
St. Louis, MO 63127
314.725.5889 tel

**PINCHIN, LLC**
Hazardous Materials Consultant
Consultant Project #R262.00457.006
2 Cityplace Drive, Suite 195
St. Louis, MO 63141
314.230.0182 tel


West High School
14653 Clayton Rd., Ballwin, MO 63011
Parkway PN #542501B
Building Renovation & Site Improvements

Parkway School District
363 N. Woods Mill Rd., Chesterfield, MO 63017
314.415.8231 tel

Project No: 26022

Revisions

| No. | Description | Date |
|---|---|---|
| | | |


This drawing and the details on it are the sole property of the architect and may be used for this specific project only. It shall not be loaned, copied or reproduced, in whole or in part, or for any other purpose or project without the written consent of the Architect.
Copyright © 2026 by Bond Architects, Inc.


STATE OF MISSOURI
MICHELLE R. WELLS
NUMBER A-2021031961
ARCHITECT
11/5/26

The Professional Architects seal affixed to this sheet applies only to the material and items shown on this sheet. All drawings, instruments or other documents not exhibiting this seal shall not be considered prepared by this architect, and this architect expressly disclaims any and all responsibility for such plan, drawings or documents not exhibiting this seal.

DATE: 11.05.2026

BID / PERMIT SET

BUILDING SECTIONS

A6.2

10/28/2026 11:07:20 AM

SCALE: 3" = 1'-0"

SCALE: 1 1/2" = 1'-0"

SCALE: 1" = 1'-0"

SCALE: 3/4" = 1'-0"

SCALE: 1/2" = 1'-0"

SCALE: 1/4" = 1'-0"

SCALE: 1/8" = 1'-0"

SCALE: 1/16" = 1'-0"

10/28/2026 11:07:23 AM

**SELECTIVE DEMOLITION NOTE – EXISTING DOORS AND WINDOWS:**
REMOVE EXISTING DOOR AND WINDOW ASSEMBLIES WITH CARE AND PRECISION. PERFORM DEMOLITION IN A CONTROLLED MANNER TO PRESERVE ADJACENT CONSTRUCTION. PROTECT ALL SURFACES AROUND THE OPENING. PREVENT DAMAGE TO EXISTING MASONRY AND MAINTAIN THE INTEGRITY OF SURROUNDING MATERIALS. LIMIT DEMOLITION OF ADJACENT METAL STUD FRAMING, GYPSUM BOARD, FINISHES, AND OTHER WALL SURFACING TO A MAXIMUM OF 6 INCHES BEYOND THE PERIMETER OF THE EXISTING OPENING. REPAIR OR REPLACE ONLY THOSE MATERIALS NECESSARY TO FACILITATE INSTALLATION OF THE NEW ASSEMBLY AND RESTORE ADJACENT CONSTRUCTION TO MATCH EXISTING CONDITIONS. PAINTING OF REPAIRED WALL SHALL EXTEND TO NEAREST CORNER. CONTRACTOR RESPONSIBLE FOR REPAIRING ALL WALLS/CEILINGS/FLOORS BEYOND LIMITS ALLOWED. CONTRACTOR TO NOTIFY OWNER/ARCHITECT IMMEDIATELY IF UNFORESEEN CONDITIONS ARE UNCOVERED.

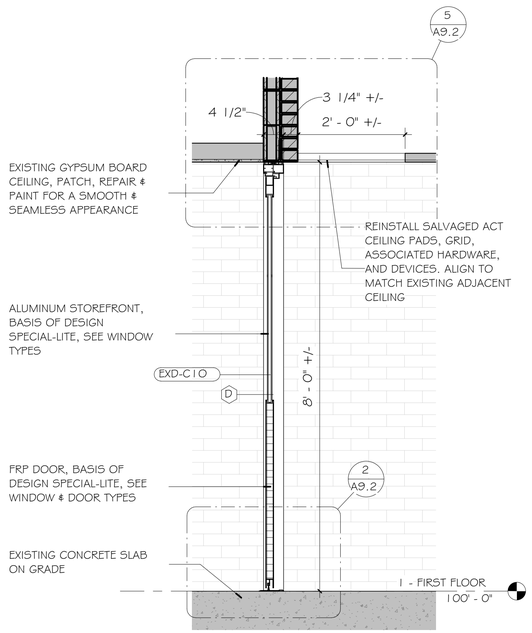


4 / A8.1 WALL SECTION THROUGH DOOR C10
3/4" = 1'-0" REF: 4/A3.1

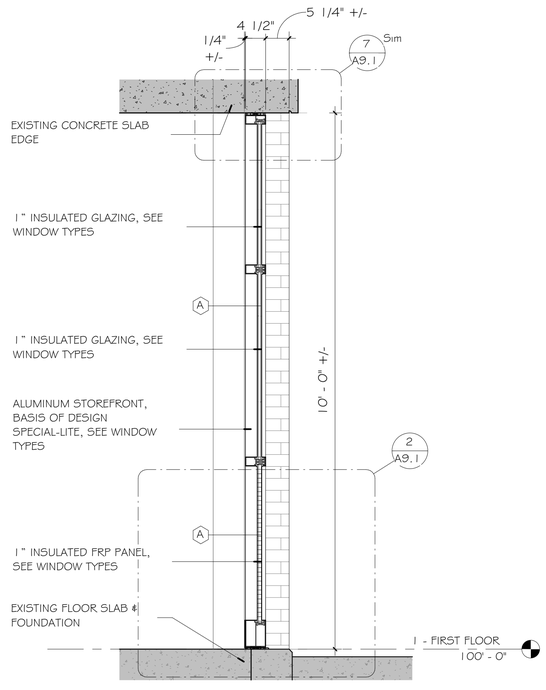


3 / A8.1 WALL SECTION THROUGH WINDOW A
3/4" = 1'-0" REF: 2/A3.1

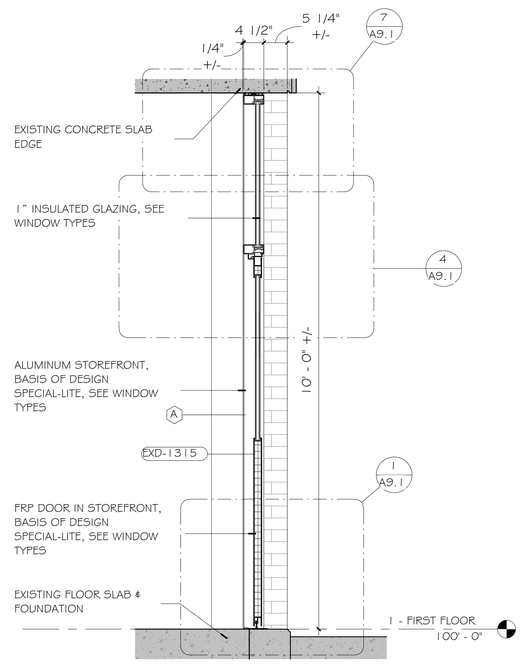


2 / A8.1 WALL SECTION THROUGH EXTERIOR DOOR 1315
3/4" = 1'-0" REF: 2/A3.1

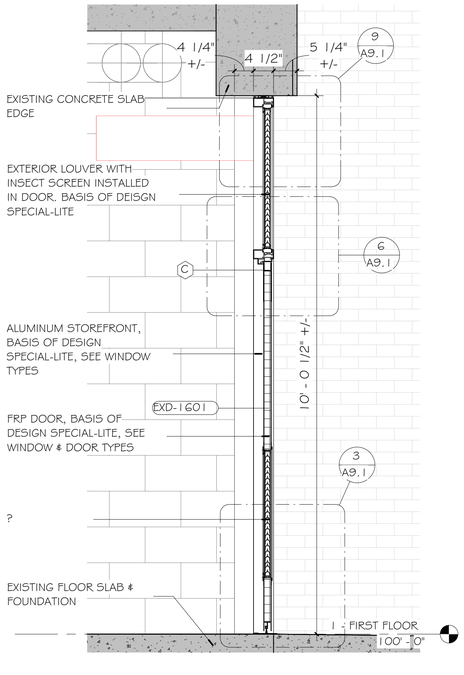


1 / A8.1 WALL SECTION THROUGH LOUVER C & DOOR 1601
3/4" = 1'-0" REF: 1/A3.1


**bond architects**
222 SOUTH CENTRAL AVE.
SUITE# 501
ST. LOUIS, MO 63105
TEL: 314.863.4994
FAX: 314.863.4996
www.bondarchitectsinc.com
Bond Architects, Inc.
Missouri State Certificate of Authority # 2009027409

**Cole & Associates, Inc.**
Civil Engineer
Consultant Project #26-0064
Certificate of Authority #001165
401 S. 18th St., Suite 200
St. Louis, MO 63103
314.984.9887 tel

**CASE Engineering, Inc.**
Structural Engineer
Consultant Project BDA-MO-06-26
Certificate of Authority #001498
798 Merus Ct.
Fenton, MO 63026
636.349.1600 tel

**RTM Engineering Consultants**
MEP Engineer
Consultant Project #26.B00203.2171
Certificate of Authority #2002028690
3701 S. Lindbergh Blvd.
St. Louis, MO 63127
314.725.5889 tel

**PINCHIN, LLC**
Hazardous Materials Consultant
Consultant Project #R262.00457.006
2 Cityplace Drive, Suite 195
St. Louis, MO 63141
314.230.0182 tel


West High School
14653 Clayton Rd., Ballwin, MO 63011
Parkway PN #542501B
Building Renovation & Site Improvements

Parkway School District
363 N. Woods Mill Rd., Chesterfield, MO 63017
314.415.8231 tel

Project No: 26022

Revisions

| No. | Description | Date |
|---|---|---|
| | | |


This drawing and the details on it are the sole property of the architect and may be used for this specific project only. It shall not be loaned, copied or reproduced, in whole or in part, or for any other purpose or project without the written consent of the Architect.
Copyright © 2026 by Bond Architects, Inc.


STATE OF MISSOURI
MICHELLE R. WELLS
NUMBER A-202103961
ARCHITECT
11/5/26

The Professional Architects seal affixed to this sheet applies only to the material and items shown on this sheet. All drawings, instruments or other documents not exhibiting this seal shall not be considered prepared by this architect, and this architect expressly disclaims any and all responsibility for such plan, drawings or documents not exhibiting this seal.

DATE: 11.05.2026

BID / PERMIT SET

WALL SECTIONS

A8.1

SCALE: 3" = 1'-0"

SCALE: 1 1/2" = 1'-0"

SCALE: 1" = 1'-0"

SCALE: 3/4" = 1'-0"

SCALE: 1/2" = 1'-0"

SCALE: 1/4" = 1'-0"

SCALE: 1/8" = 1'-0"

SCALE: 1/16" = 1'-0"

10/28/2026 11:07:26 AM

**SELECTIVE DEMOLITION NOTE – EXISTING DOORS AND WINDOWS:**
REMOVE EXISTING DOOR AND WINDOW ASSEMBLIES WITH CARE AND PRECISION. PERFORM DEMOLITION IN A CONTROLLED MANNER TO PRESERVE ADJACENT CONSTRUCTION. PROTECT ALL SURFACES AROUND THE OPENING. PREVENT DAMAGE TO EXISTING MASONRY AND MAINTAIN THE INTEGRITY OF SURROUNDING MATERIALS. LIMIT DEMOLITION OF ADJACENT METAL STUD FRAMING, GYPSUM BOARD, FINISHES, AND OTHER WALL SURFACING TO A MAXIMUM OF 6 INCHES BEYOND THE PERIMETER OF THE EXISTING OPENING. REPAIR OR REPLACE ONLY THOSE MATERIALS NECESSARY TO FACILITATE INSTALLATION OF THE NEW ASSEMBLY AND RESTORE ADJACENT CONSTRUCTION TO MATCH EXISTING CONDITIONS. PAINTING OF REPAIRED WALL SHALL EXTEND TO NEAREST CORNER. CONTRACTOR RESPONSIBLE FOR REPAIRING ALL WALLS/CEILINGS/FLOORS BEYOND LIMITS ALLOWED. CONTRACTOR TO NOTIFY OWNER/ARCHITECT IMMEDIATELY IF UNFORESEEN CONDITIONS ARE UNCOVERED.

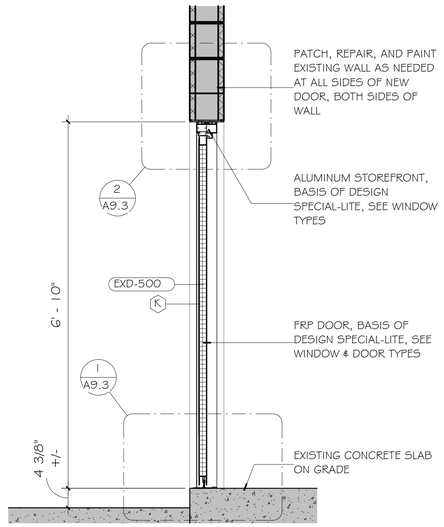


3 A8.2 WALL SECTION AT DOOR EXD-500
3/4" = 1'-0" REF: 2/A3.5

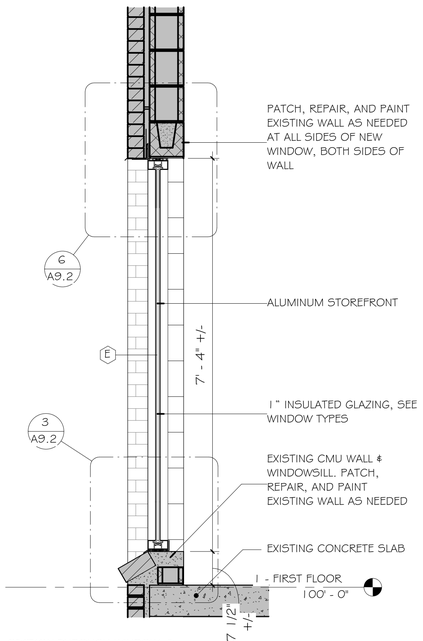


2 A8.2 SECTION THROUGH WINDOW E
3/4" = 1'-0" REF: 5/A3.1

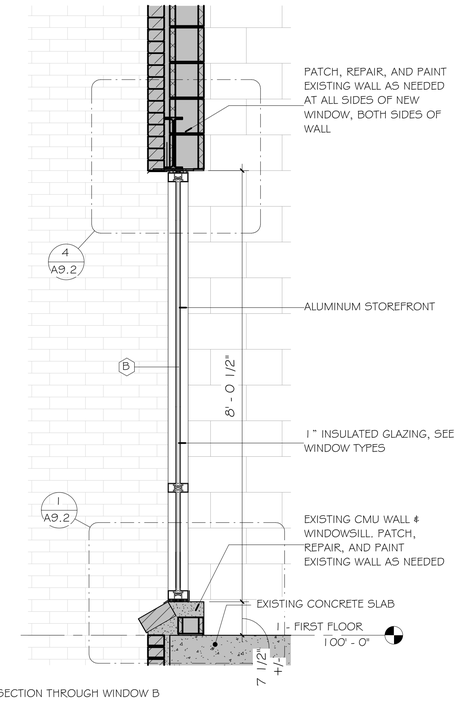


1 A8.2 SECTION THROUGH WINDOW B
3/4" = 1'-0" REF: 3/A3.1


bond architects
222 SOUTH CENTRAL AVE.
SUITE# 501
ST. LOUIS, MO 63105
TEL: 314.863.4994
FAX: 314.863.4996
www.bondarchitectsinc.com
Bond Architects, Inc.
Missouri State Certificate of Authority # 2009027409

**Cole & Associates, Inc.**
Civil Engineer
Consultant Project #26-0064
Certificate of Authority #001165
401 S. 18th St., Suite 200
St. Louis, MO 63103
314.984.9887 tel

**CASE Engineering, Inc.**
Structural Engineer
Consultant Project BDA-MO-06-26
Certificate of Authority #001498
798 Merus Ct.
Fenton, MO 63026
636.349.1600 tel

**RTM Engineering Consultants**
MEP Engineer
Consultant Project #26.B00203.2171
Certificate of Authority #2002028690
3701 S. Lindbergh Blvd.
St. Louis, MO 63127
314.725.5889 tel

**PINCHIN, LLC**
Hazardous Materials Consultant
Consultant Project #R262.00457.006
2 Cityplace Drive, Suite 195
St. Louis, MO 63141
314.230.0182 tel


West High School
14653 Clayton Rd., Ballwin, MO 63011
Parkway PN #542501B
Building Renovation & Site Improvements

Parkway School District
363 N. Woods Mill Rd., Chesterfield, MO 63017
314.415.8231 tel

Project No: 26022

Revisions

| No. | Description | Date |
|---|---|---|
| | | |


This drawing and the details on it are the sole property of the architect and may be used for this specific project only. It shall not be loaned, copied or reproduced, in whole or in part, or for any other purpose or project without the written consent of the Architect.
Copyright © 2026 by Bond Architects, Inc.


STATE OF MISSOURI
MICHELLE R. WELLS
NUMBER A-2021031961
ARCHITECT
11/5/26

The Professional Architects seal affixed to this sheet applies only to the material and items shown on this sheet. All drawings, instruments or other documents not exhibiting this seal shall not be considered prepared by this architect, and this architect expressly disclaims any and all responsibility for such plan, drawings or documents not exhibiting this seal.

DATE: 11.05.2026

BID / PERMIT SET

# WALL SECTIONS

A8.2

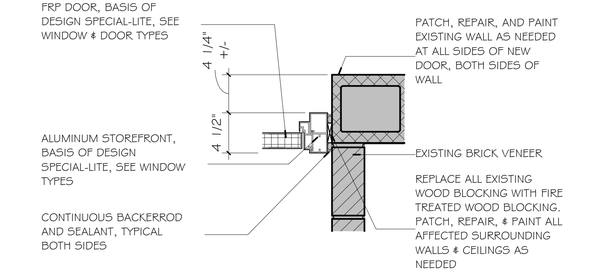


10 A9.1 DOOR EXD-1601 JAMB
1 1/2" = 1'-0" REF: 1/A3.1

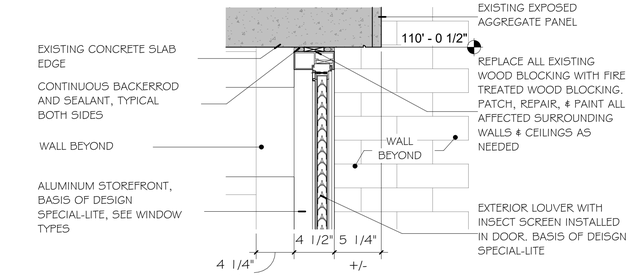


9 A9.1 WINDOW TYPE C HEAD
1 1/2" = 1'-0" REF: 1/A8.1

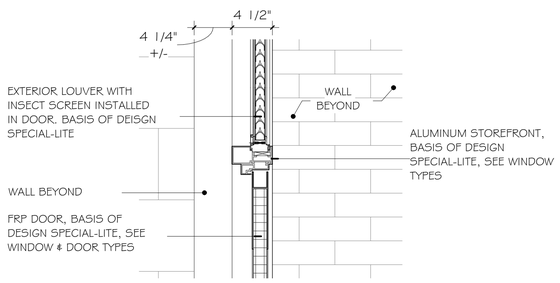


6 A9.1 DOOR EXD-1601 HEAD
1 1/2" = 1'-0" REF: 1/A8.1

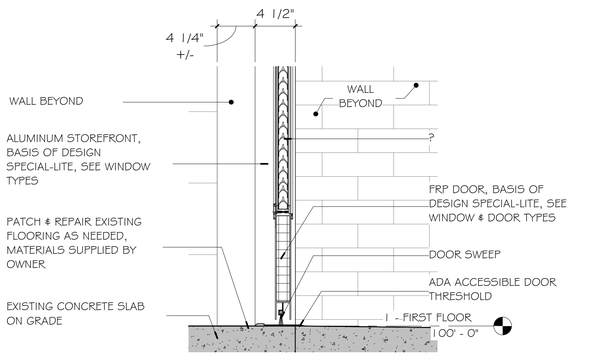


3 A9.1 DOOR EXD-1601 THRESHOLD
1 1/2" = 1'-0" REF: 1/A8.1

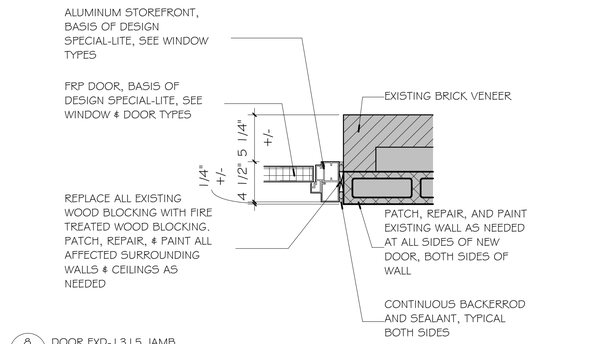


8 A9.1 DOOR EXD-1315 JAMB
1 1/2" = 1'-0" REF: 2/A3.1

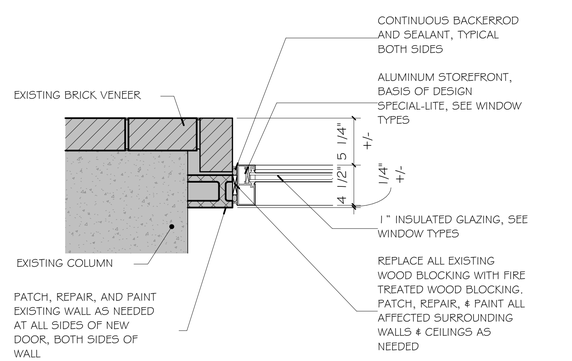


5 A9.1 WINDOW TYPE A JAMB
1 1/2" = 1'-0" REF: 2/A3.1

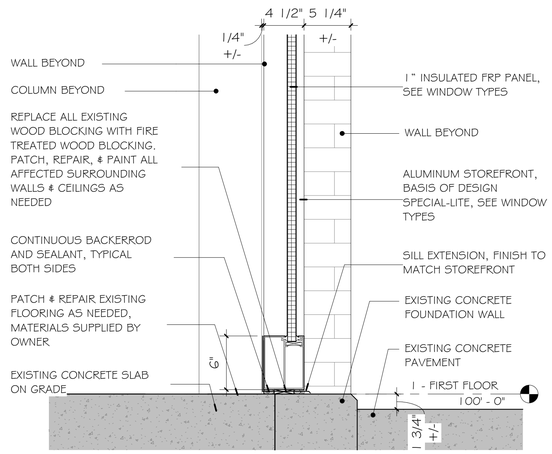


2 A9.1 WINDOW TYPE A SILL
1 1/2" = 1'-0" REF: 3/A8.1

**SELECTIVE DEMOLITION NOTE – EXISTING DOORS AND WINDOWS:**
REMOVE EXISTING DOOR AND WINDOW ASSEMBLIES WITH CARE AND PRECISION. PERFORM DEMOLITION IN A CONTROLLED MANNER TO PRESERVE ADJACENT CONSTRUCTION. PROTECT ALL SURFACES AROUND THE OPENING. PREVENT DAMAGE TO EXISTING MASONRY AND MAINTAIN THE INTEGRITY OF SURROUNDING MATERIALS. LIMIT DEMOLITION OF ADJACENT METAL STUD FRAMING, GYPSUM BOARD, FINISHES, AND OTHER WALL SURFACING TO A MAXIMUM OF 6 INCHES BEYOND THE PERIMETER OF THE EXISTING OPENING. REPAIR OR REPLACE ONLY THOSE MATERIALS NECESSARY TO FACILITATE INSTALLATION OF THE NEW ASSEMBLY AND RESTORE ADJACENT CONSTRUCTION TO MATCH EXISTING CONDITIONS. PAINTING OF REPAIRED WALL SHALL EXTEND TO NEAREST CORNER. CONTRACTOR RESPONSIBLE FOR REPAIRING ALL WALLS/CEILINGS/FLOORS BEYOND LIMITS ALLOWED. CONTRACTOR TO NOTIFY OWNER/ARCHITECT IMMEDIATELY IF UNFORESEEN CONDITIONS ARE UNCOVERED.

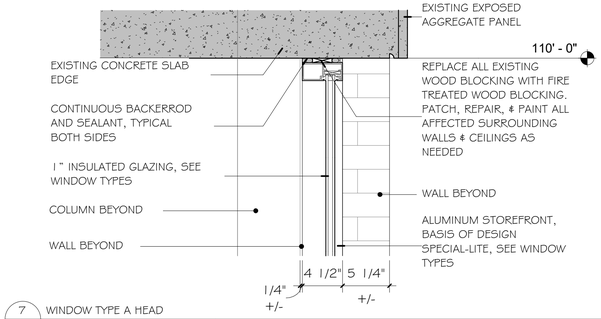


7 A9.1 WINDOW TYPE A HEAD
1 1/2" = 1'-0" REF: 2/A8.1

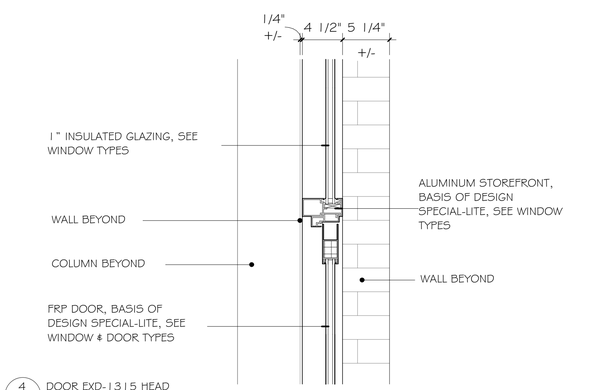


4 A9.1 DOOR EXD-1315 HEAD
1 1/2" = 1'-0" REF: 2/A8.1

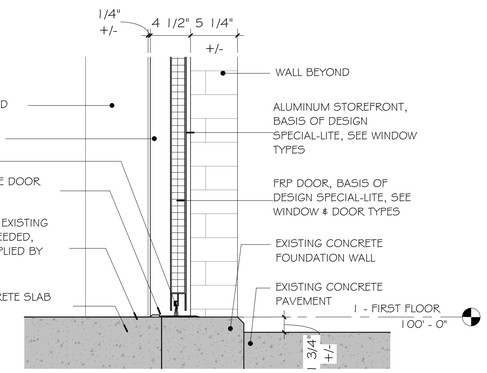


1 A9.1 DOOR EXD-1315 THRESHOLD
1 1/2" = 1'-0" REF: 2/A8.1

SCALE: 3" = 1'-0" 1 0.5 0 0.25 0
SCALE: 1 1/2" = 1'-0" 2 1 0.5 0 1
SCALE: 1" = 1'-0" 2 1 0.5 0 1
SCALE: 3/4" = 1'-0" 3 2 1 0 2
SCALE: 1/2" = 1'-0" 4 2 1 0 2
SCALE: 1/4" = 1'-0" 8 4 2 0 4
SCALE: 1/8" = 1'-0" 16 8 4 0 8
SCALE: 1/16" = 1'-0" 32 16 8 0 16

10/28/2026 11:07:33 AM


**bond architects**
222 SOUTH CENTRAL AVE.
SUITE# 501
ST. LOUIS, MO 63105
TEL: 314.863.4994
FAX: 314.863.4996
www.bondarchitectsinc.com
Bond Architects, Inc.
Missouri State Certificate of Authority # 2009027409

**Cole & Associates, Inc.**
Civil Engineer
Consultant Project #26-0064
Certificate of Authority #001165
401 S. 18th St., Suite 200
St. Louis, MO 63103
314.984.9887 tel

**CASE Engineering, Inc.**
Structural Engineer
Consultant Project BDA-MO-06-26
Certificate of Authority #001498
798 Merus Ct.
Fenton, MO 63026
636.349.1600 tel

**RTM Engineering Consultants**
MEP Engineer
Consultant Project #26.B00203.2171
Certificate of Authority #2002028690
3701 S. Lindbergh Blvd.
St. Louis, MO 63127
314.725.5889 tel

**PINCHIN, LLC**
Hazardous Materials Consultant
Consultant Project #R262.00457.006
2 Cityplace Drive, Suite 195
St. Louis, MO 63141
314.230.0182 tel


**West High School**
14653 Clayton Rd., Ballwin, MO 63011
Parkway PN #542501B
Building Renovation & Site Improvements

Parkway School District
363 N. Woods Mill Rd., Chesterfield, MO 63017
314.415.8231 tel

Project No: 26022

Revisions

| No. | Description | Date |
|---|---|---|
| | | |


This drawing and the details on it are the sole property of the architect and may be used for this specific project only. It shall not be loaned, copied or reproduced, in whole or in part, or for any other purpose or project without the written consent of the Architect. Copyright © 2026 by Bond Architects, Inc.


STATE OF MISSOURI
MICHELLE R. WELLS
NUMBER A-2021031961
ARCHITECT
11/5/26

The Professional Architects seal affixed to this sheet applies only to the material and items shown on this sheet. All drawings, instruments or other documents not exhibiting this seal shall not be considered prepared by this architect, and this architect expressly disclaims any and all responsibility for such plan, drawings or documents not exhibiting this seal.

DATE: 11.05.2026

BID / PERMIT SET

# EXTERIOR DETAILS

A9.1

SCALE: 3" = 1'-0" 0 0.25' 0.5' 1'

SCALE: 1 1/2" = 1'-0" 0 0.5' 1' 2'

SCALE: 1" = 1'-0" 0 0.5' 1' 2'

SCALE: 3/4" = 1'-0" 0 1' 2' 3'

SCALE: 1/2" = 1'-0" 0 1' 2' 4'

SCALE: 1/4" = 1'-0" 0 2' 4' 8'

SCALE: 1/8" = 1'-0" 0 4' 8' 16'

SCALE: 1/16" = 1'-0" 0 8' 16' 32'

**SELECTIVE DEMOLITION NOTE – EXISTING DOORS AND WINDOWS:**
REMOVE EXISTING DOOR AND WINDOW ASSEMBLIES WITH CARE AND PRECISION. PERFORM DEMOLITION IN A CONTROLLED MANNER TO PRESERVE ADJACENT CONSTRUCTION. PROTECT ALL SURFACES AROUND THE OPENING. PREVENT DAMAGE TO EXISTING MASONRY AND MAINTAIN THE INTEGRITY OF SURROUNDING MATERIALS. LIMIT DEMOLITION OF ADJACENT METAL STUD FRAMING, GYPSUM BOARD, FINISHES, AND OTHER WALL SURFACING TO A MAXIMUM OF 6 INCHES BEYOND THE PERIMETER OF THE EXISTING OPENING. REPAIR OR REPLACE ONLY THOSE MATERIALS NECESSARY TO FACILITATE INSTALLATION OF THE NEW ASSEMBLY AND RESTORE ADJACENT CONSTRUCTION TO MATCH EXISTING CONDITIONS. PAINTING OF REPAIRED WALL SHALL EXTEND TO NEAREST CORNER. CONTRACTOR RESPONSIBLE FOR REPAIRING ALL WALLS/CEILINGS/FLOORS BEYOND LIMITS ALLOWED. CONTRACTOR TO NOTIFY OWNER/ARCHITECT IMMEDIATELY IF UNFORESEEN CONDITIONS ARE UNCOVERED.

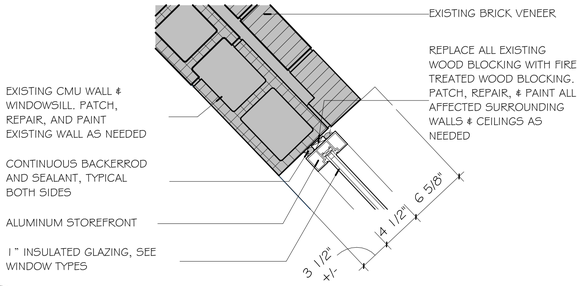


9 A9.2 WINDOW TYPE E JAMB
1 1/2" = 1'-0" REF: 5/A3.1

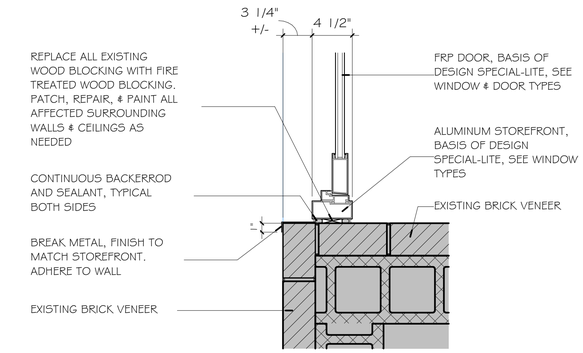


8 A9.2 DOOR EXD-C10 JAMB
1 1/2" = 1'-0" REF: 4/A3.1

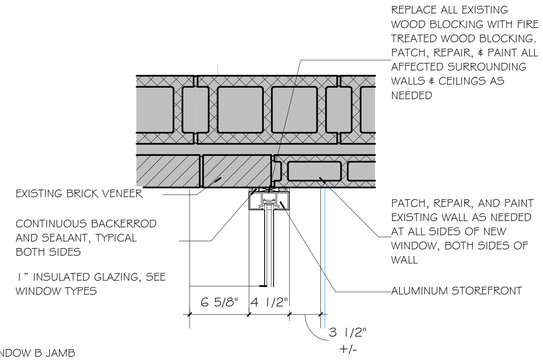


7 A9.2 EXT. WINDOW B JAMB
1 1/2" = 1'-0" REF: 3/A3.1

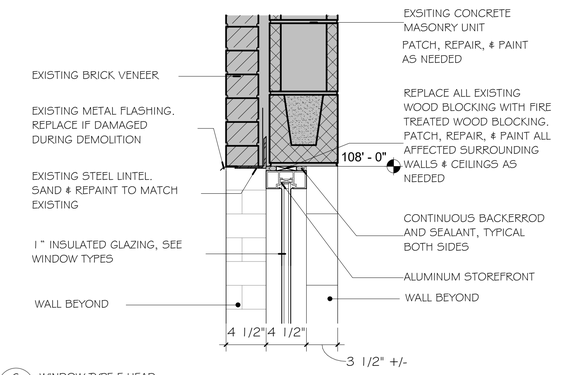


6 A9.2 WINDOW TYPE E HEAD
1 1/2" = 1'-0" REF: 2/A8.2

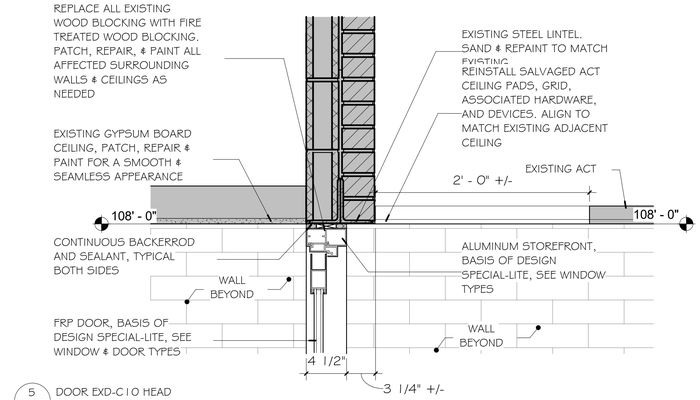


5 A9.2 DOOR EXD-C10 HEAD
1 1/2" = 1'-0" REF: 4/A8.1

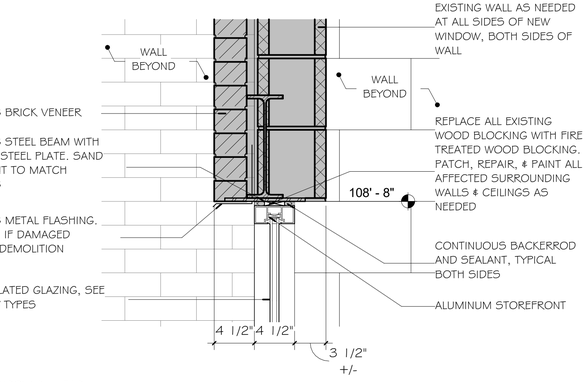


4 A9.2 EXT. WINDOW B - HEAD
1 1/2" = 1'-0" REF: 1/A8.2

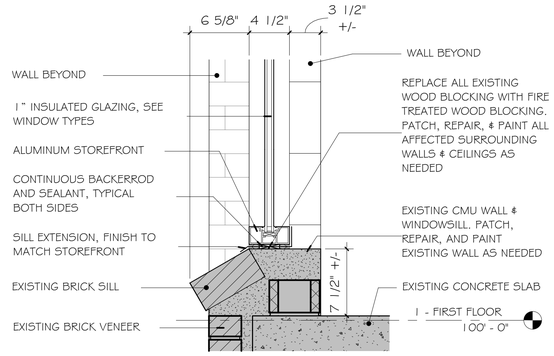


3 A9.2 WINDOW TYPE E SILL
1 1/2" = 1'-0" REF: 2/A8.2

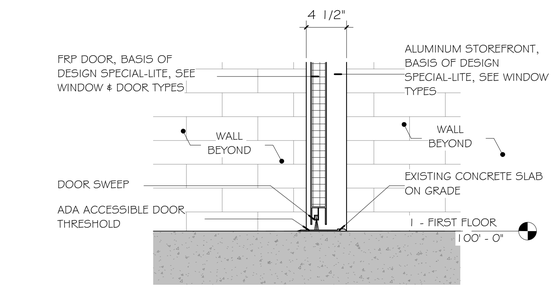


2 A9.2 DOOR EXD-C10 THRESHOLD
1 1/2" = 1'-0" REF: 4/A8.1

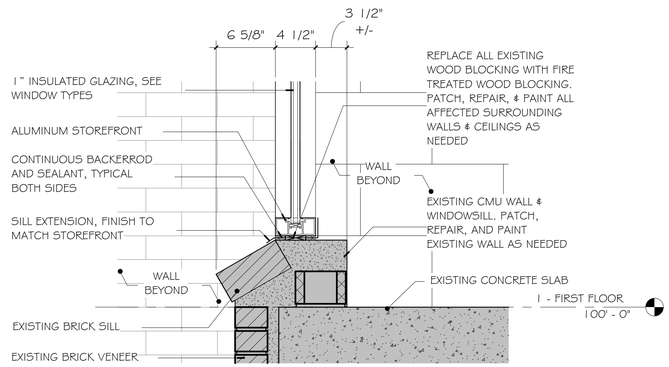


1 A9.2 WINDOW TYPE B SILL
1 1/2" = 1'-0" REF: 1/A8.2

10/28/2026 11:07:38 AM


**bond architects**
222 SOUTH CENTRAL AVE.
SUITE# 501
ST. LOUIS, MO 63105
TEL: 314.863.4994
FAX: 314.863.4996
www.bondarchitectsinc.com
Bond Architects, Inc.
Missouri State Certificate of Authority # 2009027409

**Cole & Associates, Inc.**
Civil Engineer
Consultant Project #26-0064
Certificate of Authority #001165
401 S. 18th St., Suite 200
St. Louis, MO 63103
314.984.9887 tel

**CASE Engineering, Inc.**
Structural Engineer
Consultant Project BDA-MO-06-26
Certificate of Authority #001498
798 Merus Ct.
Fenton, MO 63026
636.349.1600 tel

**RTM Engineering Consultants**
MEP Engineer
Consultant Project #26.B00203.2171
Certificate of Authority #2002028690
3701 S. Lindbergh Blvd.
St. Louis, MO 63127
314.725.5889 tel

**PINCHIN, LLC**
Hazardous Materials Consultant
Consultant Project #R262.00457.006
2 Cityplace Drive, Suite 195
St. Louis, MO 63141
314.230.0182 tel


West High School
14653 Clayton Rd., Ballwin, MO 63011
Parkway PN #542501B
Building Renovation & Site Improvements

Parkway School District
363 N. Woods Mill Rd., Chesterfield, MO 63017
314.415.8231 tel

Project No: 26022

Revisions

| No. | Description | Date |
|---|---|---|
| | | |
| | | |
| | | |
| | | |
| | | |
| | | |


This drawing and the details on it are the sole property of the architect and may be used for this specific project only. It shall not be loaned, copied or reproduced, in whole or in part, or for any other purpose or project without the written consent of the Architect. Copyright. © 2026 by Bond Architects, Inc.


STATE OF MISSOURI
MICHELLE R. WELLS
NUMBER A-2021031961
ARCHITECT
11/5/26

The Professional Architects seal affixed to this sheet applies only to the material and items shown on this sheet. All drawings, instruments or other documents not exhibiting this seal shall not be considered prepared by this architect, and this architect expressly disclaims any and all responsibility for such plan, drawings or documents not exhibiting this seal.

DATE: 11.05.2026

BID / PERMIT SET

# EXTERIOR DETAILS

A9.2

SCALE: 3" = 1'-0"
SCALE: 1 1/2" = 1'-0"
SCALE: 1" = 1'-0"
SCALE: 3/4" = 1'-0"
SCALE: 1/2" = 1'-0"
SCALE: 1/4" = 1'-0"
SCALE: 1/8" = 1'-0"
SCALE: 1/16" = 1'-0"

10/28/2026 11:07:40 AM

**SELECTIVE DEMOLITION NOTE – EXISTING DOORS AND WINDOWS:**
REMOVE EXISTING DOOR AND WINDOW ASSEMBLIES WITH CARE AND PRECISION. PERFORM DEMOLITION IN A CONTROLLED MANNER TO PRESERVE ADJACENT CONSTRUCTION. PROTECT ALL SURFACES AROUND THE OPENING. PREVENT DAMAGE TO EXISTING MASONRY AND MAINTAIN THE INTEGRITY OF SURROUNDING MATERIALS. LIMIT DEMOLITION OF ADJACENT METAL STUD FRAMING, GYPSUM BOARD, FINISHES, AND OTHER WALL SURFACING TO A MAXIMUM OF 6 INCHES BEYOND THE PERIMETER OF THE EXISTING OPENING. REPAIR OR REPLACE ONLY THOSE MATERIALS NECESSARY TO FACILITATE INSTALLATION OF THE NEW ASSEMBLY AND RESTORE ADJACENT CONSTRUCTION TO MATCH EXISTING CONDITIONS. PAINTING OF REPAIRED WALL SHALL EXTEND TO NEAREST CORNER. CONTRACTOR RESPONSIBLE FOR REPAIRING ALL WALLS/CEILINGS/FLOORS BEYOND LIMITS ALLOWED. CONTRACTOR TO NOTIFY OWNER/ARCHITECT IMMEDIATELY IF UNFORESEEN CONDITIONS ARE UNCOVERED.

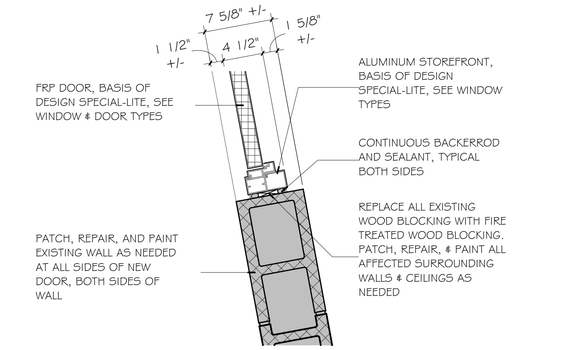


3 / A9.3 — DOOR EXD-500 JAMB DETAIL
1 1/2" = 1'-0" REF: 2/A3.5

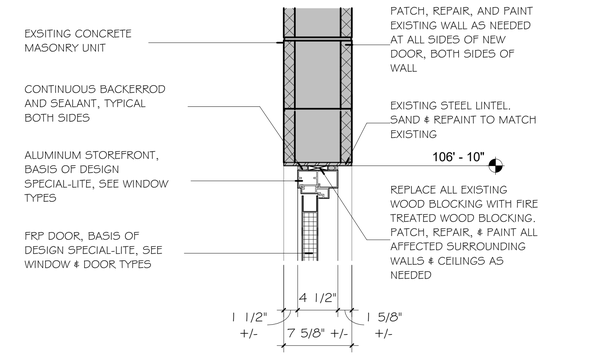


2 / A9.3 — DOOR EXD-500 HEAD DETAIL
1 1/2" = 1'-0" REF: 3/A8.2

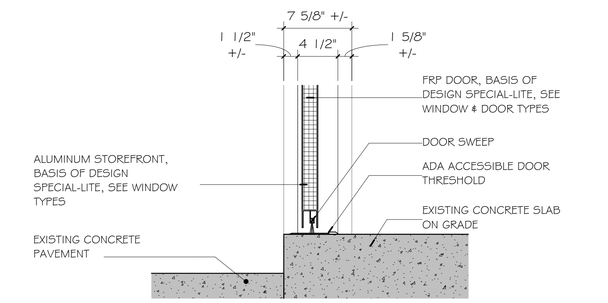


1 / A9.3 — DOOR EXD-500 SILL DETAIL
1 1/2" = 1'-0" REF: 3/A8.2


**bond architects**
222 SOUTH CENTRAL AVE.
SUITE# 501
ST. LOUIS, MO 63105
TEL: 314.863.4994
FAX: 314.863.4996
www.bondarchitectsinc.com
Bond Architects, Inc.
Missouri State Certificate of Authority # 2009027409

**Cole & Associates, Inc.**
Civil Engineer
Consultant Project #26-0064
Certificate of Authority #001165
401 S. 18th St., Suite 200
St. Louis, MO 63103
314.984.9887 tel

**CASE Engineering, Inc.**
Structural Engineer
Consultant Project BDA-MO-06-26
Certificate of Authority #001498
798 Merus Ct.
Fenton, MO 63026
636.349.1600 tel

**RTM Engineering Consultants**
MEP Engineer
Consultant Project #26.B00203.2171
Certificate of Authority #2002028690
3701 S. Lindbergh Blvd.
St. Louis, MO 63127
314.725.5889 tel

**PINCHIN, LLC**
Hazardous Materials Consultant
Consultant Project #R262.00457.006
2 Cityplace Drive, Suite 195
St. Louis, MO 63141
314.230.0182 tel


West High School
14653 Clayton Rd., Ballwin, MO 63011
Parkway PN #542501B
Building Renovation & Site Improvements

Parkway School District
363 N. Woods Mill Rd., Chesterfield, MO 63017
314.415.8231 tel

Project No: 26022

Revisions

| No. | Description | Date |
|---|---|---|
| | | |
| | | |
| | | |
| | | |
| | | |
| | | |


This drawing and the details on it are the sole property of the architect and may be used for this specific project only. It shall not be loaned, copied or reproduced, in whole or in part, or for any other purpose or project without the written consent of the Architect. Copyright © 2026 by Bond Architects, Inc.


STATE OF MISSOURI
MICHELLE R. WELLS
NUMBER A-2021031961
ARCHITECT
11/5/26

The Professional Architects seal affixed to this sheet applies only to the material and items shown on this sheet. All drawings, instruments or other documents not exhibiting this seal shall not be considered prepared by this architect, and this architect expressly disclaims any and all responsibility for such plan, drawings or documents not exhibiting this seal.

DATE: 11.05.2026

BID / PERMIT SET

# EXTERIOR DETAILS

A9.3

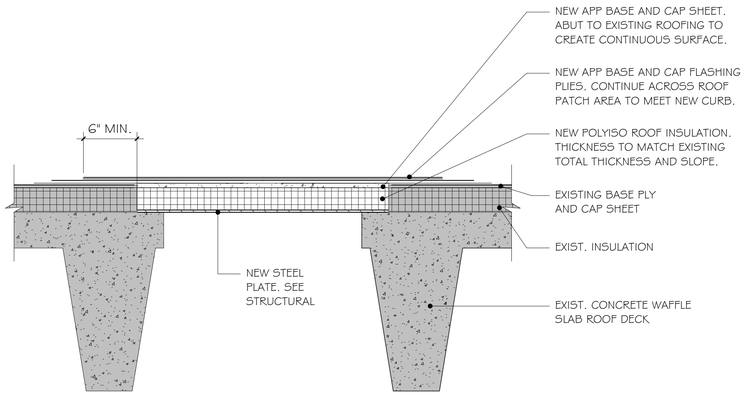


9 A9.4 ROOF PATCH DETAIL PAN DECK
1 1/2" = 1'-0"

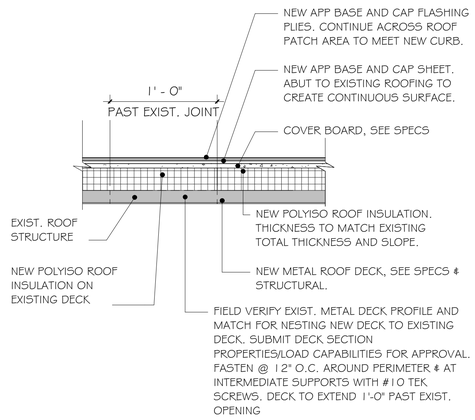


8 A9.4 ROOF PATCH DETAIL
1 1/2" = 1'-0"

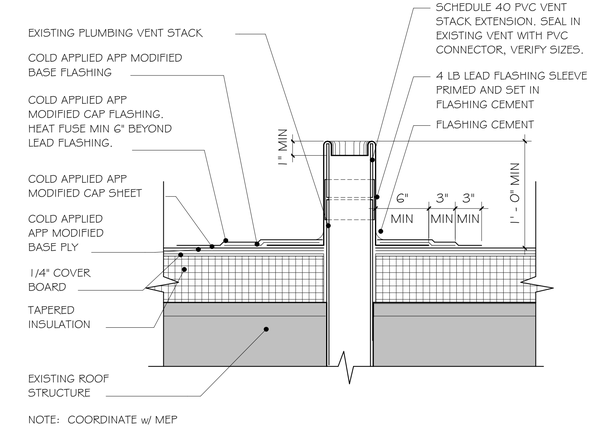


7 A9.4 PIPE VENT EXTENSION
1 1/2" = 1'-0"

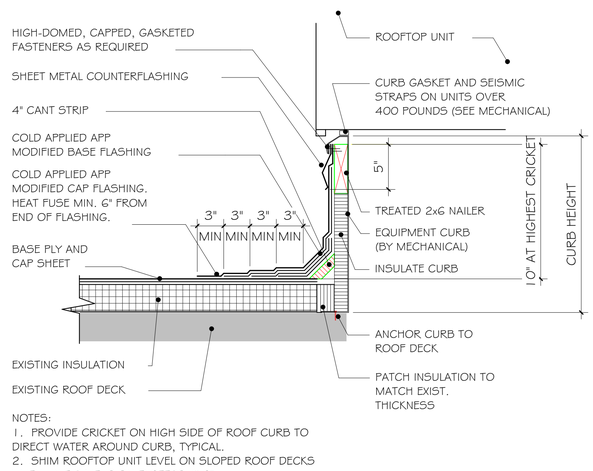


6 A9.4 TYPICAL ROOFTOP UNIT CURB DETAIL
1 1/2" = 1'-0"

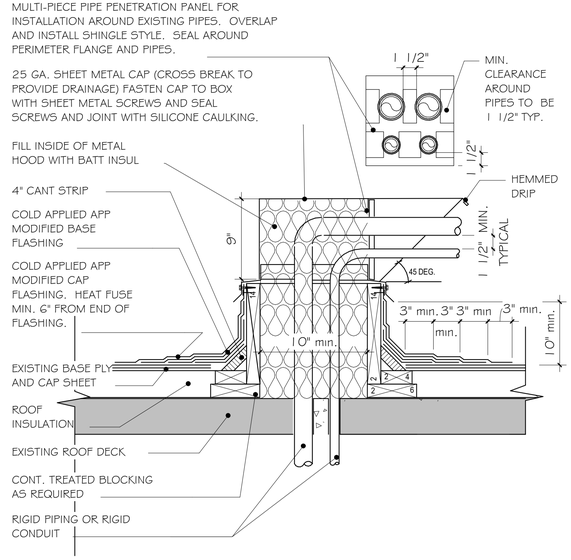


5 A9.4 TYPICAL PIPE PENETRATION w/ HOOD DETAIL
1 1/2" = 1'-0"




4 A9.4 ROOF ANCHORING DETAIL
3/8" = 1'-0"

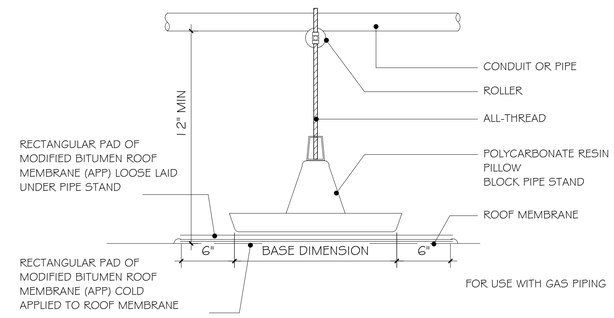


3 A9.4 PIPESTAND DETAIL 2
1 1/2" = 1'-0"

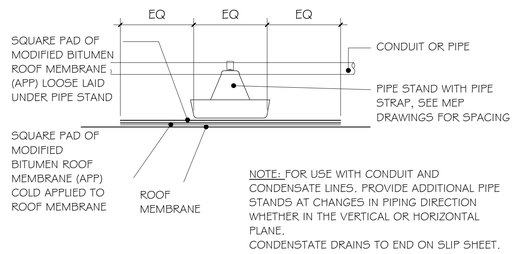


2 A9.4 PIPESTAND DETAIL
1" = 1'-0"

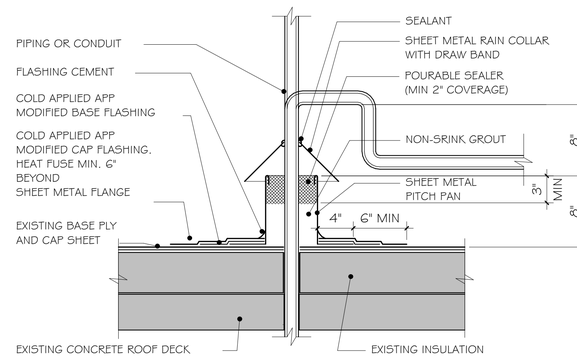


1 A9.4 TYPICAL PIPE PENETRATION DETAIL
1 1/2" = 1'-0"

SCALE: 3" = 1'-0" 0 0.25' 0.5' 1'
SCALE: 1 1/2" = 1'-0" 0 0.5' 1' 2'
SCALE: 1" = 1'-0" 0 0.5' 1' 2'
SCALE: 3/4" = 1'-0" 0 1' 2' 3'
SCALE: 1/2" = 1'-0" 0 1' 2' 4'
SCALE: 1/4" = 1'-0" 0 2' 4' 8'
SCALE: 1/8" = 1'-0" 0 4' 8' 16'
SCALE: 1/16" = 1'-0" 0 8' 16' 32'

10/28/2026 11:07:41 AM


bond architects
222 SOUTH CENTRAL AVE.
SUITE# 501
ST. LOUIS, MO 63105
TEL: 314.863.4994
FAX: 314.863.4996
www.bondarchitectsinc.com
Bond Architects, Inc.
Missouri State Certificate of Authority # 2009027409

**Cole & Associates, Inc.**
Civil Engineer
Consultant Project #26-0084
Certificate of Authority #001165
401 S. 18th St., Suite 200
St. Louis, MO 63103
314.984.9887 tel

**CASE Engineering, Inc.**
Structural Engineer
Consultant Project BDA-MO-06-26
Certificate of Authority #001498
796 Merus Ct.
Fenton, MO 63026
636.349.1600 tel

**RTM Engineering Consultants**
MEP Engineer
Consultant Project #26.B00203.2171
Certificate of Authority #2002028690
3701 S. Lindbergh Blvd.
St. Louis, MO 63127
314.725.5889 tel

**PINCHIN, LLC**
Hazardous Materials Consultant
Consultant Project #R262.00457.006
2 Cityplace Drive, Suite 195
St. Louis, MO 63141
314.230.0182 tel


West High School
14653 Clayton Rd., Ballwin, MO 63011
Parkway PN #542501B
Building Renovation & Site Improvements

Parkway School District
363 N. Woods Mill Rd., Chesterfield, MO 63017
314.415.8231 tel

Project No: 26022

Revisions

| No. | Description | Date |
|---|---|---|
| | | |


This drawing and the details on it are the sole property of the architect and may be used for this specific project only. It shall not be loaned, copied or reproduced, in whole or in part, or for any other purpose or project without the written consent of the Architect. Copyright © 2026 by Bond Architects, Inc.


STATE OF MISSOURI
MICHELLE R. WELLS
NUMBER A-2021031961
ARCHITECT
11/5/26

The Professional Architects seal affixed to this sheet applies only to the material and items shown on this sheet. All drawings, instruments or other documents not exhibiting this seal shall not be considered prepared by this architect, and this architect expressly disclaims any and all responsibility for such plan, drawings or documents not exhibiting this seal.

DATE: 11.05.2026

BID / PERMIT SET

EXTERIOR DETAILS

A9.4

| KEYNOTE LEGEND | |
|---|---|
| KEY VALUE | KEYNOTE TEXT |
| 1112 | LOCKER FILLER PANEL |

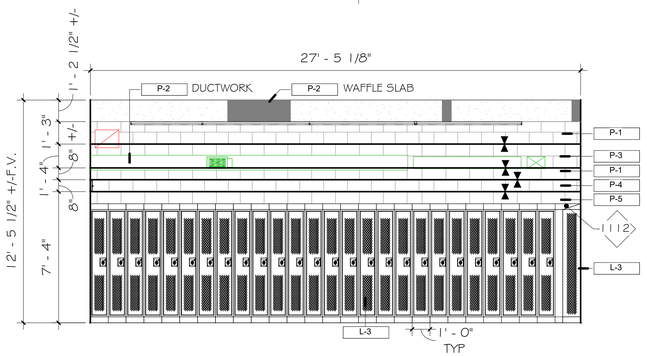


14 MENS JV LOCKER ROOM 1610 WEST
A10.1 1/4" = 1'-0" REF: 1/A3.4

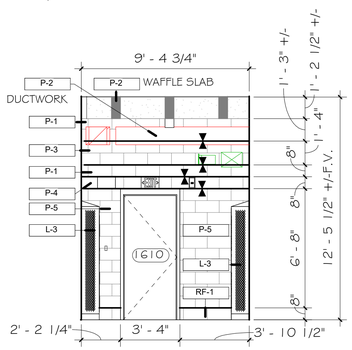


13 MENS JV LOCKER ROOM 1610 SOUTH
A10.1 1/4" = 1'-0" REF: 1/A3.4

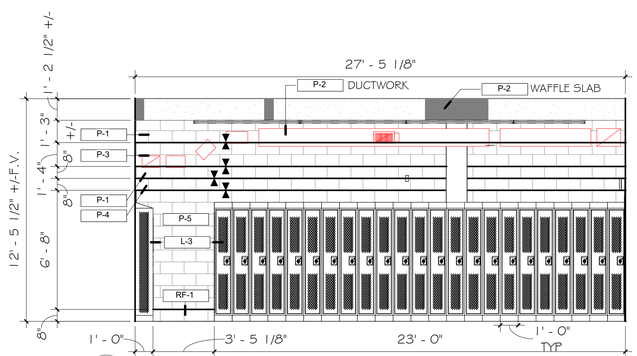


12 MENS JV LOCKER ROOM 1610 EAST
A10.1 1/4" = 1'-0" REF: 1/A3.4

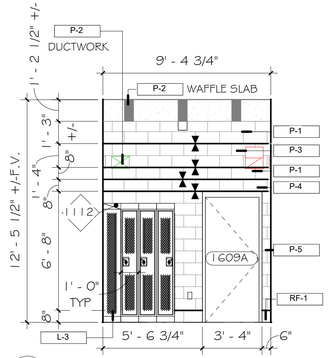


11 MENS JV LOCKER ROOM 1610 NORTH
A10.1 1/4" = 1'-0" REF: 1/A3.4

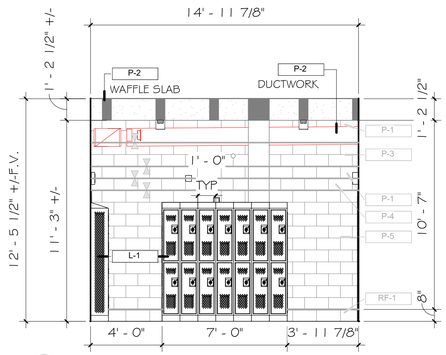


10 MENS PE LOCKER ROOM 1606 SOUTH 3
A10.1 1/4" = 1'-0" REF: 1/A3.4

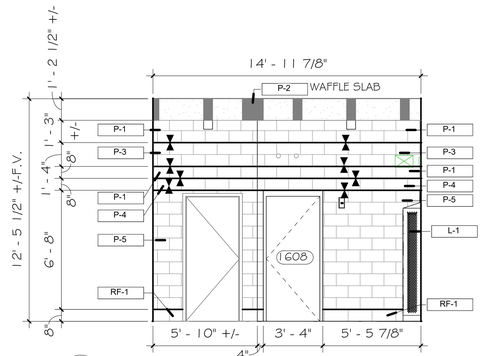


9 MENS PE LOCKER ROOM 1606 NORTH 4
A10.1 1/4" = 1'-0" REF: 1/A3.4

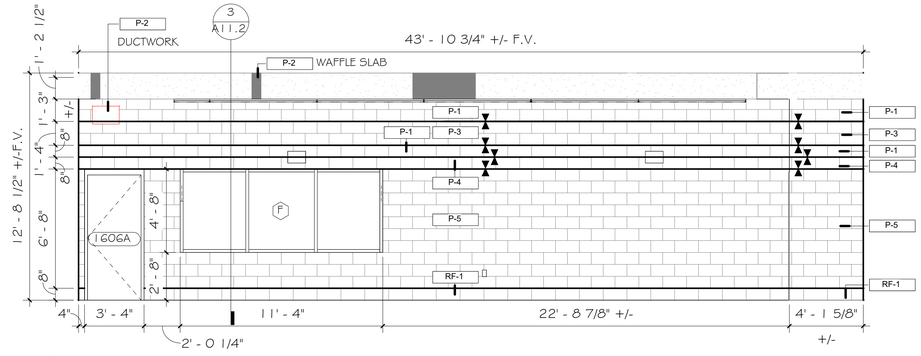


8 MENS PE LOCKER ROOM 1606 WEST
A10.1 1/4" = 1'-0" REF: 1/A3.4

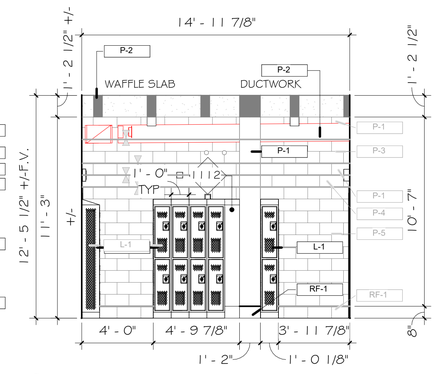


7 MENS PE LOCKER ROOM 1606 SOUTH 2
A10.1 1/4" = 1'-0" REF: 1/A3.4

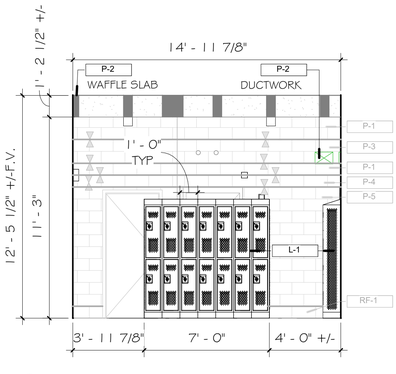


6 MENS PE LOCKER ROOM 1606 NORTH 3
A10.1 1/4" = 1'-0" REF: 1/A3.4

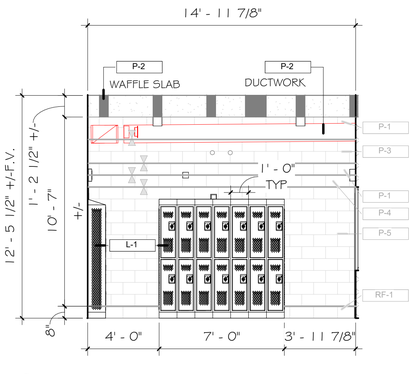


5 MENS PE LOCKER ROOM 1606 SOUTH
A10.1 1/4" = 1'-0" REF: 1/A3.4

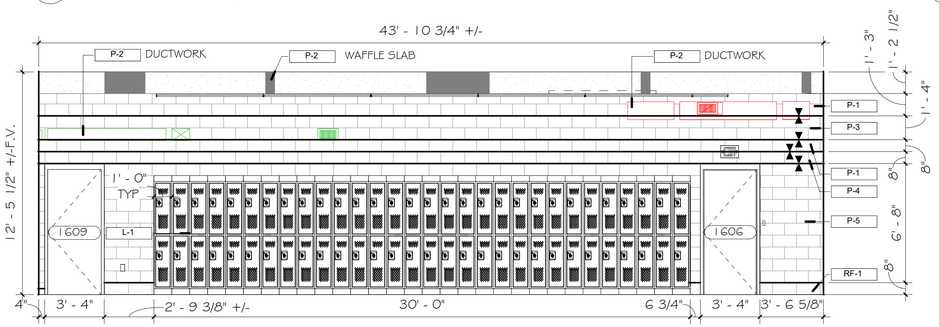


4 MENS PE LOCKER ROOM 1606 E
A10.1 1/4" = 1'-0" REF: 1/A3.4

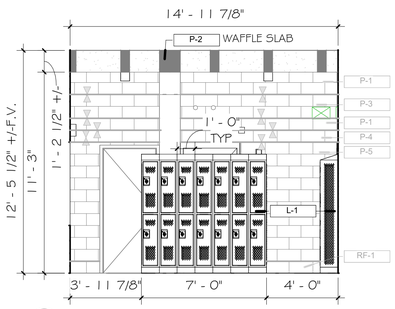


3 MENS PE LOCKER ROOM 1606 NORTH 2
A10.1 1/4" = 1'-0" REF: 1/A3.4

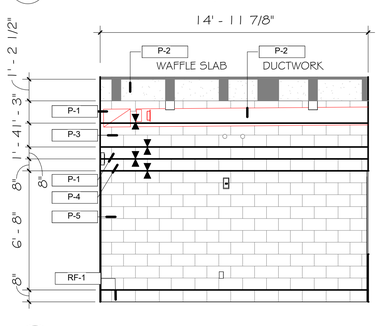


2 MENS PE LOCKER ROOM 1606 SOUTH 4
A10.1 1/4" = 1'-0" REF: 1/A3.4

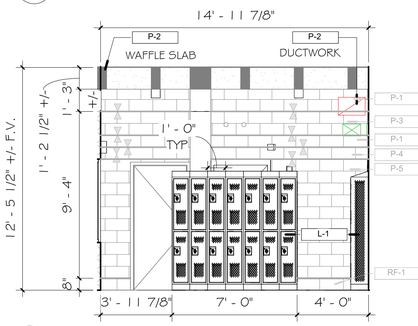


1 MENS PE LOCKER ROOM 1606 NORTH
A10.1 1/4" = 1'-0" REF: 1/A3.4


**bond architects**
222 SOUTH CENTRAL AVE.
SUITE# 501
ST. LOUIS, MO 63105
TEL: 314.863.4994
FAX: 314.863.4996
www.bondarchitectsinc.com
Bond Architects, Inc.
Missouri State Certificate of Authority # 2009027409

**Cole & Associates, Inc.**
Civil Engineer
Consultant Project #26-0064
Certificate of Authority #001165
401 S. 18th St., Suite 200
St. Louis, MO 63103
314.984.9887 tel

**CASE Engineering, Inc.**
Structural Engineer
Consultant Project BDA-MO-06-26
Certificate of Authority #001498
796 Merus Ct.
Fenton, MO 63026
636.349.1600 tel

**RTM Engineering Consultants**
MEP Engineer
Consultant Project #26.B00203.2171
Certificate of Authority #2002028690
3701 S. Lindbergh Blvd.
St. Louis, MO 63127
314.725.5889 tel

**PINCHIN, LLC**
Hazardous Materials Consultant
Consultant Project #R262.00457.006
2 Cityplace Drive, Suite 195
St. Louis, MO 63141
314.230.0182 tel


**West High School**
14653 Clayton Rd., Ballwin, MO 63011
Parkway PN #542501B
Building Renovation & Site Improvements

Parkway School District
363 N. Woods Mill Rd., Chesterfield, MO 63017
314.415.5231 tel

Project No: 26022

Revisions

| No. | Description | Date |
|---|---|---|
| | | |


This drawing and the details on it are the sole property of the architect and may be used for this specific project only. It shall not be loaned, copied or reproduced, in whole or in part, or for any other purpose or project without the written consent of the Architect. Copyright © 2026 by Bond Architects, Inc.


STATE OF MISSOURI
MICHELLE R. WELLS
NUMBER A-2021031961
ARCHITECT
11/5/26

The Professional Architects seal affixed to this sheet applies only to the material and items shown on this sheet. All drawings, instruments or other documents not exhibiting this seal shall not be considered prepared by this architect, and this architect expressly disclaims any and all responsibility for such plan, drawings or documents not exhibiting this seal.

DATE: 11.05.2026

BID / PERMIT SET

# INTERIOR ELEVATIONS

A10.1

SCALE: 3" = 1'-0" 0 0.25' 0.5' 1'
SCALE: 1 1/2" = 1'-0" 0 0.5' 1' 2'
SCALE: 1" = 1'-0" 0 0.5' 1' 2'
SCALE: 3/4" = 1'-0" 0 1' 2' 3'
SCALE: 1/2" = 1'-0" 0 2' 4'
SCALE: 1/4" = 1'-0" 0 2' 4' 8'
SCALE: 3/8" = 1'-0" 0 4' 8' 16'
SCALE: 1/16" = 1'-0" 0 8' 16' 32'

10/28/2026 11:08:06 AM

| KEYNOTE LEGEND | |
|---|---|
| KEY VALUE | KEYNOTE TEXT |
| 1112 | LOCKER FILLER PANEL |

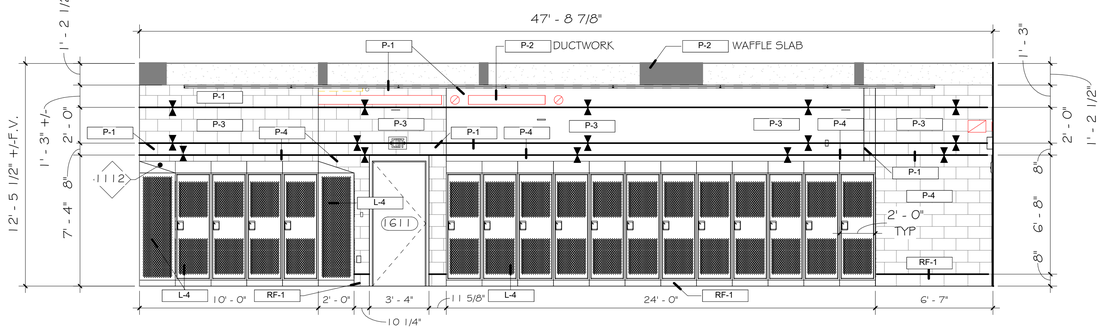


9 MENS VARSITY LOCKER ROOM 1611 WEST 2
A10.2 1/4" = 1'-0" REF: 1/A3.4

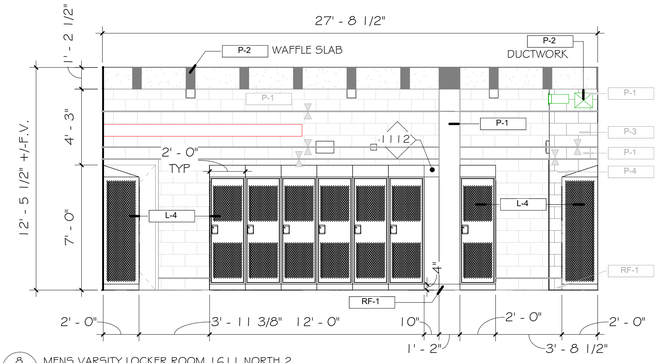


8 MENS VARSITY LOCKER ROOM 1611 NORTH 2
A10.2 1/4" = 1'-0" REF: 1/A3.4

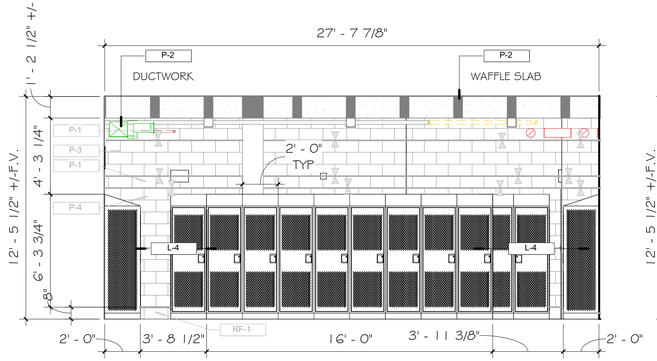


7 MENS VARSITY LOCKER ROOM 1611 SOUTH 2
A10.2 1/4" = 1'-0" REF: 1/A3.4

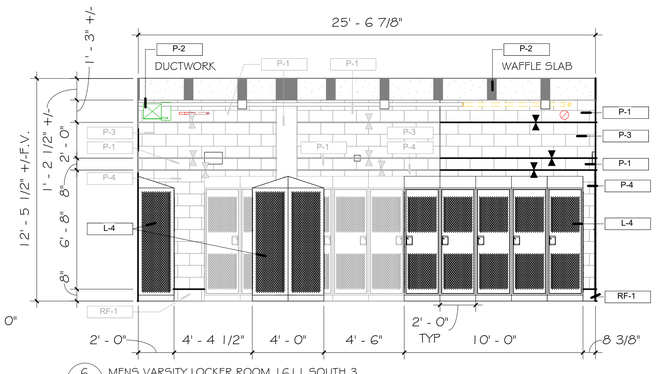


6 MENS VARSITY LOCKER ROOM 1611 SOUTH 3
A10.2 1/4" = 1'-0" REF: 1/A3.4

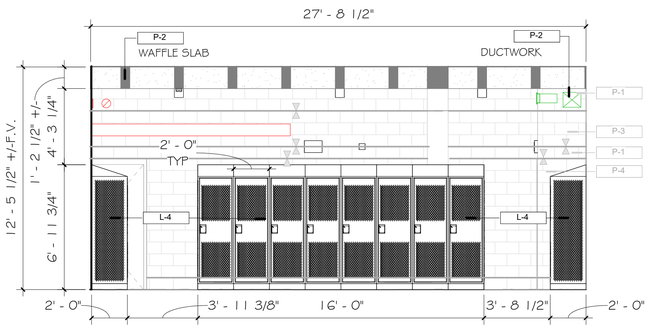


5 MENS VARSITY LOCKER ROOM 1611 NORTH 3
A10.2 1/4" = 1'-0" REF: 1/A3.4

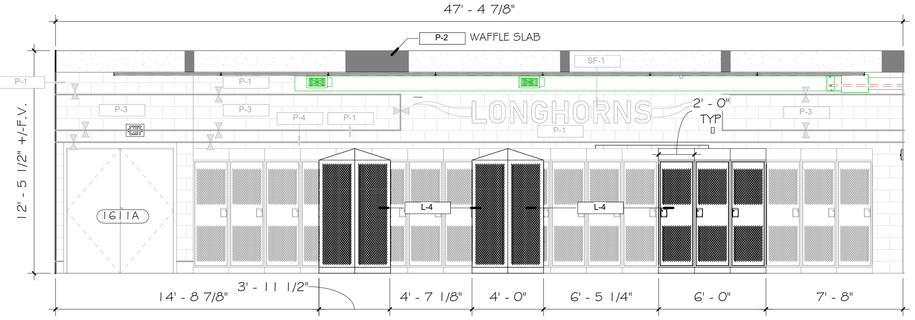


4 MENS VARSITY LOCKER ROOM 1611 EAST
A10.2 1/4" = 1'-0" REF: 1/A3.4

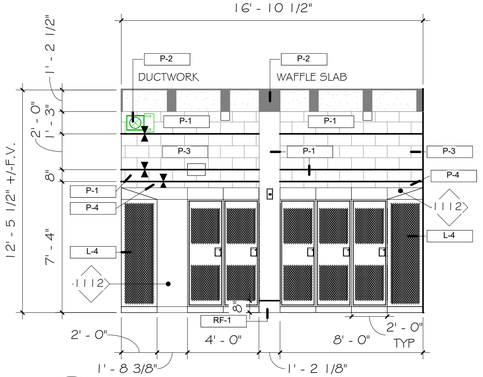


3 MENS VARSITY LOCKER ROOM 1611 SOUTH 4
A10.2 1/4" = 1'-0" REF: 1/A3.4

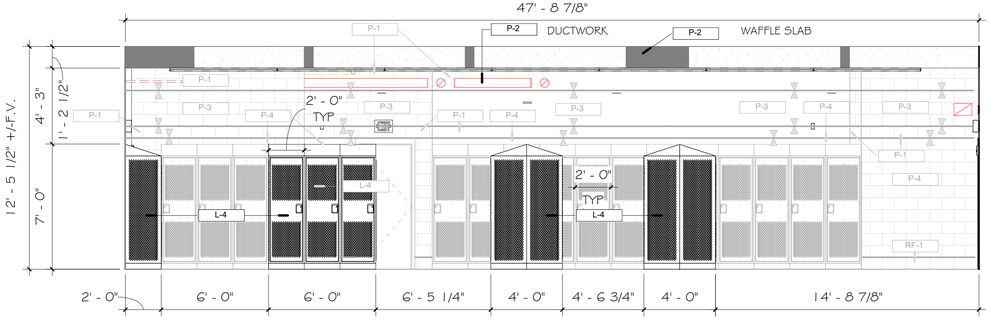


2 MENS VARSITY LOCKER ROOM 1611 WEST
A10.2 1/4" = 1'-0" REF: 1/A3.4

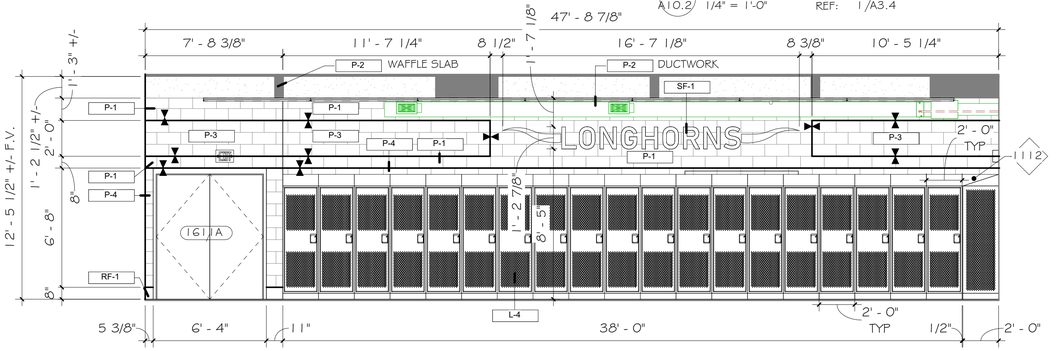


1 MENS VARSITY LOCKER ROOM 1611 EAST 2
A10.2 1/4" = 1'-0" REF: 1/A3.4


**bond architects**
222 SOUTH CENTRAL AVE.
SUITE# 501
ST. LOUIS, MO 63105
TEL: 314.863.4994
FAX: 314.863.4996
www.bondarchitectsinc.com
Bond Architects, Inc.
Missouri State Certificate of Authority # 2009027409

**Cole & Associates, Inc.**
Civil Engineer
Consultant Project #26-0064
Certificate of Authority #001165
401 S. 18th St., Suite 200
St. Louis, MO 63103
314.984.9887 tel

**CASE Engineering, Inc.**
Structural Engineer
Consultant Project BDA-MO-06-26
Certificate of Authority #001498
798 Merus Ct.
Fenton, MO 63026
636.349.1600 tel

**RTM Engineering Consultants**
MEP Engineer
Consultant Project #26.B00203.2171
Certificate of Authority #2002028690
3701 S. Lindbergh Blvd.
St. Louis, MO 63127
314.725.5889 tel

**PINCHIN, LLC**
Hazardous Materials Consultant
Consultant Project #R262.00457.006
2 Cityplace Drive, Suite 195
St. Louis, MO 63141
314.230.0182 tel


**West High School**
14653 Clayton Rd., Ballwin, MO 63011
Parkway PN #542501B
Building Renovation & Site Improvements

Parkway School District
369 N. Woods Mill Rd., Chesterfield, MO 63017
314.415.8231 tel

Project No: 26022

Revisions

| No. | Description | Date |
|---|---|---|
| | | |


This drawing and the details on it are the sole property of the architect and may be used for this specific project only. It shall not be loaned, copied or reproduced, in whole or in part, or for any other purpose or project without the written consent of the Architect.
Copyright © 2026 by Bond Architects, Inc.


STATE OF MISSOURI
MICHELLE R. WELLS
NUMBER A-2021031961
ARCHITECT
11/5/26

The Professional Architects seal affixed to this sheet applies only to the material and items shown on this sheet. All drawings, instruments or other documents not exhibiting this seal shall not be considered prepared by this architect, and this architect expressly disclaims any and all responsibility for such plan, drawings or documents not exhibiting this seal.

DATE: 11.05.2026

BID / PERMIT SET

# INTERIOR ELEVATIONS

# A10.2

SCALE: 3" = 1'-0" 1' 0.5' 0.25' 0
SCALE: 1 1/2" = 1'-0" 2' 1' 0.5' 0
SCALE: 1" = 1'-0" 2' 1' 0.5' 0
SCALE: 3/4" = 1'-0" 3' 2' 1' 0
SCALE: 1/2" = 1'-0" 4' 2' 1' 0
SCALE: 1/4" = 1'-0" 8' 4' 2' 0
SCALE: 1/8" = 1'-0" 16' 8' 4' 0
SCALE: 1/16" = 1'-0" 32' 16' 8' 0

10/28/2026 11:08:41 AM

## RESTROOM ACCESSORY SCHEDULE - SEE ALSO SPEC SECTION 102800

| TYPE MARK | PRODUCT TYPE | MANUFACTURER | MODEL NUMBER | STYLE | PROVIDER/ INSTALLER |
|---|---|---|---|---|---|
| A | TOILET PAPER DISPENSER | KIMBERLY-CLARK | 9551 | DOUBLE JUMBO ROLL | CP/CI |
| B | HAND SOAP DISPENSER | GOJO INDUSTRIES | 5155-06 | --- | CP/CI |
| C | SANITARY NAPKIN DISPOSAL | CONTINENTAL MANUFACTURING | 21501506 | --- | CP/CI |
| D | PAPER TOWEL DISPENSER | GEORGIA-PACIFIC LLC | 54338 | --- | CP/CI |
| E | GRAB BARS | BOBRICK | B-5806 SERIES | STRAIGHT GRAB BARS, 1-1/4" DIAMETER | CP/CI |
| F | WASTE RECEPTACLE | BOBRICK WASHROOM | B-3644 | --- | CP/CI |
| G | TOWEL HOOK | BOBRICK WASHROOM | B-6777 SATIN | | CP/CI |
| H | ANGLED MIRROR | BOBRICK WASHROOM | B-293 1830 SATIN | --- | CP/CI |
| J | HEAVY DUTY SHOWER CURTAIN ROD W/VINYL SHOWER CURTAIN 204-2 & (7) HOOKS 204-1 | BOBRICK WASHROOM | B-6107 SERIES | --- | CP/CI |
| K | UTILITY SHELF WITH RAG HOOKS AND BROOM HOLDERS | BOBRICK | B-224 X 36 | --- | CP/CI |
| L | SHOWER SEAT | BOBRICK | B-5181 | REVERSIBLE FOLDER SHOWER SEAT, IVORY PHENOLIC AND SATIN FINISH | CP/CI |
| M | GRAB BARS | BOBRICK | B-5806 SERIES | STRAIGHT GRAB BARS, 1-1/4" DIAMETER | CP/CI |
| N | BABY CHANGING STATION | KOALA KARE | KB300-05 | KB300-05 BABY CHANGING STATION HORIZONTAL DESIGN | CP/CI |
| O | HAND DRYER | EXCEL DRYER INC | XL-BW-ECO | PLASTIC, WHITE, XLERATORECO | CP/CI |

## KEYNOTE LEGEND

| KEY VALUE | KEYNOTE TEXT |
|---|---|
| 0614 | COUNTERTOP. SEE FINISH SHEETS |
| 1112 | LOCKER FILLER PANEL |
| 2205 | MOP RACK – FRT BLOCKING IN WALL |
| 2206 | TOILET, SEE PLUMBING DRAWINGS |
| 2207 | URINAL, SEE PLUMBING DRAWINGS |
| 2210 | STANDARD ADA-HEIGHT WALL HUNG SINK. PROVIDE INSULATION WRAP ON PIPES BELOW LAVATORY |

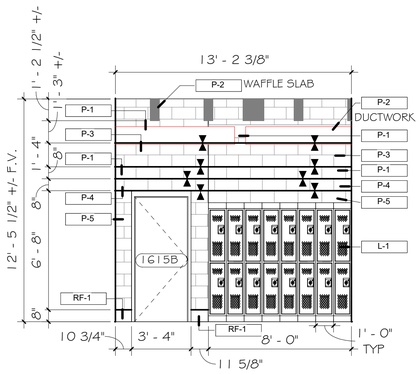


17 WOMENS PE LOCKER ROOM 1614 SOUTH 4
A10.3 1/4" = 1'-0" REF: 2/A3.3

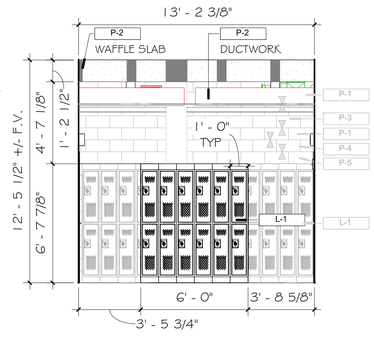


16 WOMENS PE LOCKER ROOM 1614 NORTH 4
A10.3 1/4" = 1'-0" REF: 2/A3.3

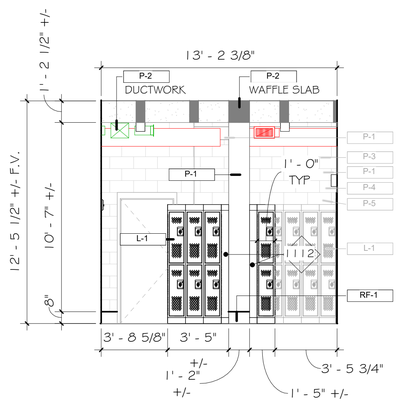


15 WOMENS PE LOCKER ROOM 1614 SOUTH 2
A10.3 1/4" = 1'-0" REF: 2/A3.3

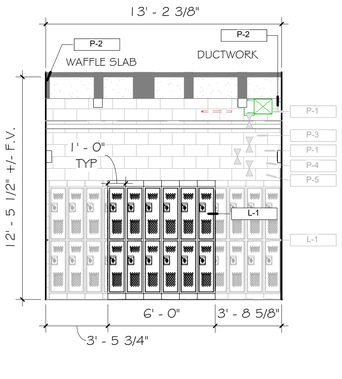


14 WOMENS PE LOCKER ROOM 1614 NORTH 2
A10.3 1/4" = 1'-0" REF: 2/A3.3

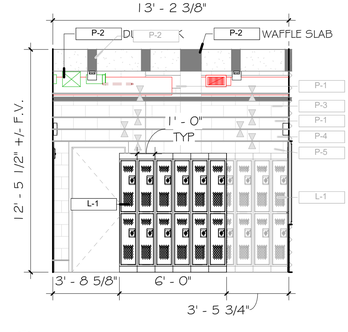


13 WOMENS PE LOCKER ROOM 1614 SOUTH
A10.3 1/4" = 1'-0" REF: 2/A3.3

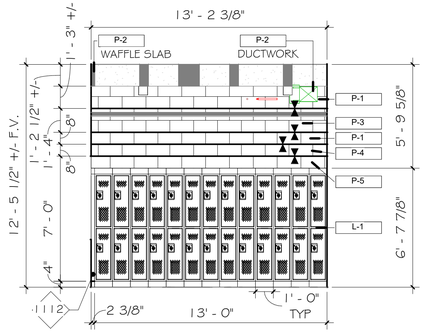


12 WOMENS PE LOCKER ROOM 1614 NORTH
A10.3 1/4" = 1'-0" REF: 2/A3.3

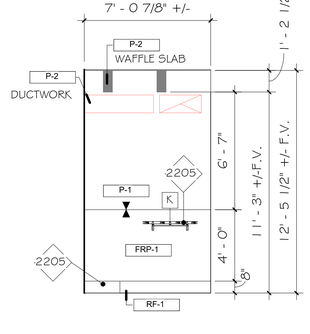


11 JANITOR SINK 1603 SOUTH
A10.3 1/4" = 1'-0" REF: 4/A3.3

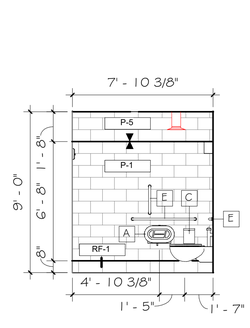


10 RESTROOM 1620 WEST
A10.3 1/4" = 1'-0" REF: 3/A3.3

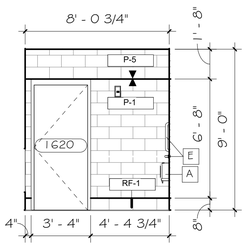


9 RESTROOM 1620 SOUTH
A10.3 1/4" = 1'-0" REF: 3/A3.3

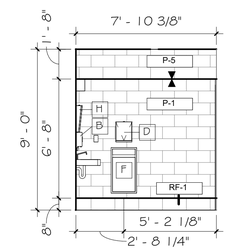


8 RESTROOM 1620 EAST
A10.3 1/4" = 1'-0" REF: 3/A3.3

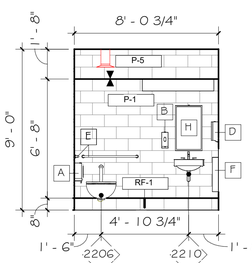


7 RESTROOM 1620 NORTH
A10.3 1/4" = 1'-0" REF: 3/A3.3

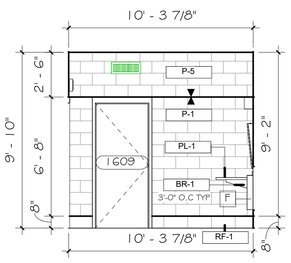


6 MENS RESTROOM 1610 WEST
A10.3 1/4" = 1'-0" REF: 3/A3.4

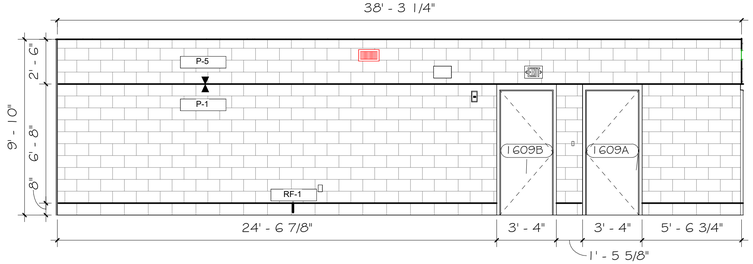


5 MENS RESTROOM 1610 SOUTH
A10.3 1/4" = 1'-0" REF: 3/A3.4

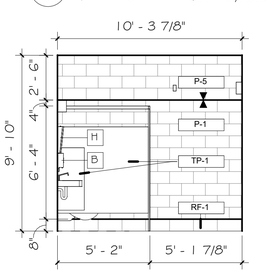


4 MENS RESTROOM 1610 EAST
A10.3 1/4" = 1'-0" REF: 3/A3.4

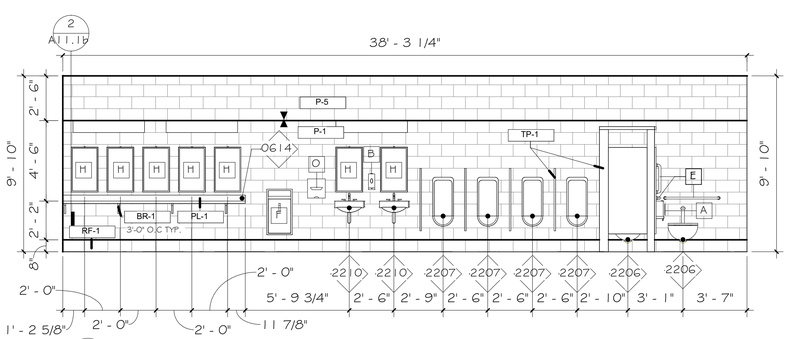


3 MENS RESTROOM 1610 NORTH
A10.3 1/4" = 1'-0" REF: 3/A3.4

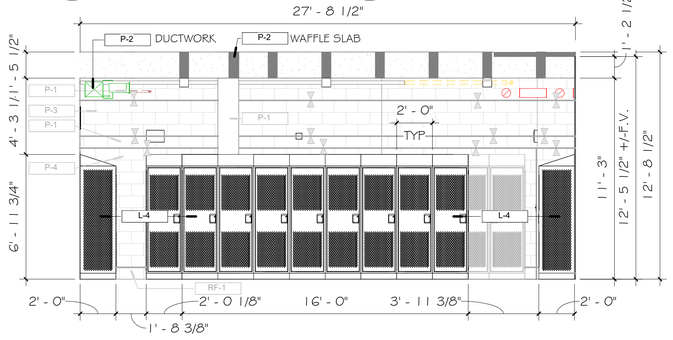


2 MENS VARSITY LOCKER ROOM 1611 SOUTH
A10.3 1/4" = 1'-0" REF: 1/A3.4

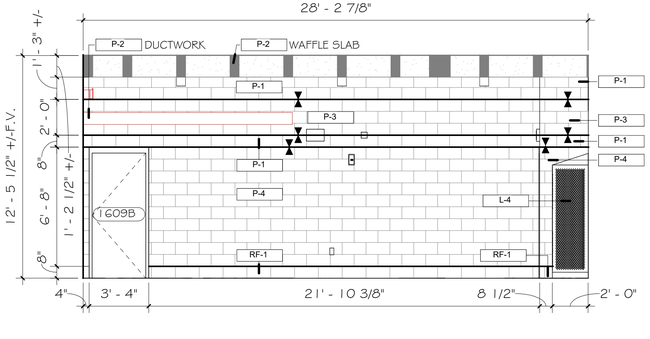


1 MENS VARSITY LOCKER ROOM 1611 NORTH
A10.3 1/4" = 1'-0" REF: 1/A3.4


**bond architects**
222 SOUTH CENTRAL AVE.
SUITE# 501
ST. LOUIS, MO 63105
TEL: 314.863.4994
FAX: 314.863.4996
www.bondarchitectsinc.com
Bond Architects, Inc.
Missouri State Certificate of Authority # 2009027409

**Cole & Associates, Inc.**
Civil Engineer
Consultant Project #26-0084
Certificate of Authority #001165
401 S. 18th St., Suite 200
St. Louis, MO 63103
314.984.9887 tel

**CASE Engineering, Inc.**
Structural Engineer
Consultant Project BDA-MO-06-26
Certificate of Authority #001498
796 Merus Ct.
Fenton, MO 63026
636.349.1600 tel

**RTM Engineering Consultants**
MEP Engineer
Consultant Project #26.B00203.2171
Certificate of Authority #2002028690
3701 S. Lindbergh Blvd.
St. Louis, MO 63127
314.725.5889 tel

**PINCHIN, LLC**
Hazardous Materials Consultant
Consultant Project #R262.00457.006
2 Cityplace Drive, Suite 195
St. Louis, MO 63141
314.230.0182 tel


West High School
14653 Clayton Rd., Ballwin, MO 63011
Parkway PN #5425018
Building Renovation & Site Improvements

Parkway School District
363 N. Woods Mill Rd., Chesterfield, MO 63017
314.415.8231 tel

Project No: 26022

Revisions

| No. | Description | Date |
|---|---|---|
| | | |


This drawing and the details on it are the sole property of the architect and may be used for this specific project only. It shall not be loaned, copied or reproduced, in whole or in part, or for any other purpose or project without the written consent of the Architect. Copyright. © 2026 by Bond Architects, Inc.


STATE OF MISSOURI
MICHELLE R. WELLS
NUMBER A-2021031961
ARCHITECT
11/5/26

The Professional Architects seal affixed to this sheet applies only to the material and items shown on this sheet. All drawings, instruments or other documents not exhibiting this seal shall not be considered prepared by this architect, and this architect expressly disclaims any and all responsibility for such plan, drawings or documents not exhibiting this seal.

DATE: 11.05.2026

BID / PERMIT SET

# INTERIOR ELEVATIONS

A10.3

SCALE: 3" = 1'-0" 0 0.25' 0.5' 1'
SCALE: 1 1/2" = 1'-0" 0 0.5' 1' 2'
SCALE: 1" = 1'-0" 0 0.5' 1' 2'
SCALE: 3/4" = 1'-0" 0 1' 2' 3'
SCALE: 1/2" = 1'-0" 0 1' 2' 4'
SCALE: 1/4" = 1'-0" 0 2' 4' 8'
SCALE: 1/8" = 1'-0" 0 4' 8' 16'
SCALE: 1/16" = 1'-0" 0 8' 16' 32'

10/28/2026 11:09:04 AM

## RESTROOM ACCESSORY SCHEDULE - SEE ALSO SPEC SECTION 102800

| TYPE MARK | PRODUCT TYPE | MANUFACTURER | MODEL NUMBER | STYLE | PROVIDER/ INSTALLER |
|---|---|---|---|---|---|
| A | TOILET PAPER DISPENSER | KIMBERLY-CLARK | 9551 | DOUBLE JUMBO ROLL | CP/CI |
| B | HAND SOAP DISPENSER | GOJO INDUSTRIES | 5155-06 | --- | CP/CI |
| C | SANITARY NAPKIN DISPOSAL | CONTINENTAL MANUFACTURING | 21501506 | --- | CP/CI |
| D | PAPER TOWEL DISPENSER | GEORGIA-PACIFIC LLC | 54338 | --- | CP/CI |
| E | GRAB BARS | BOBRICK | B-5806 SERIES | STRAIGHT GRAB BARS, 1-1/4" DIAMETER | CP/CI |
| F | WASTE RECEPTACLE | BOBRICK WASHROOM | B-3644 | --- | CP/CI |
| G | TOWEL HOOK | BOBRICK WASHROOM | B-6777 SATIN | | CP/CI |
| H | ANGLED MIRROR | BOBRICK WASHROOM | B-293 1830 SATIN | --- | CP/CI |
| J | HEAVY DUTY SHOWER CURTAIN ROD W/VINYL SHOWER CURTAIN 204-2 & (7) HOOKS 204-1 | BOBRICK WASHROOM | B-6107 SERIES | --- | CP/CI |
| K | UTILITY SHELF WITH RAG HOOKS AND BROOM HOLDERS | BOBRICK | B-224 X 36 | --- | CP/CI |
| L | SHOWER SEAT | BOBRICK | B-5181 | REVERSIBLE FOLDER SHOWER SEAT, IVORY PHENOLIC AND SATIN FINISH | CP/CI |
| M | GRAB BARS | BOBRICK | B-5806 SERIES | STRAIGHT GRAB BARS, 1-1/4" DIAMETER | CP/CI |
| N | BABY CHANGING STATION | KOALA KARE | KB300-05 | KB300-05 BABY CHANGING STATION HORIZONTAL DESIGN | CP/CI |
| O | HAND DRYER | EXCEL DRYER INC | XL-BW-ECO | PLASTIC, WHITE, XLERATORECO | CP/CI |

## KEYNOTE LEGEND

| KEY VALUE | KEYNOTE TEXT |
|---|---|
| 0614 | COUNTERTOP. SEE FINISH SHEETS |
| 1112 | LOCKER FILLER PANEL |
| 2206 | TOILET, SEE PLUMBING DRAWINGS |
| 2210 | STANDARD ADA-HEIGHT WALL HUNG SINK. PROVIDE INSULATION WRAP ON PIPES BELOW LAVATORY |

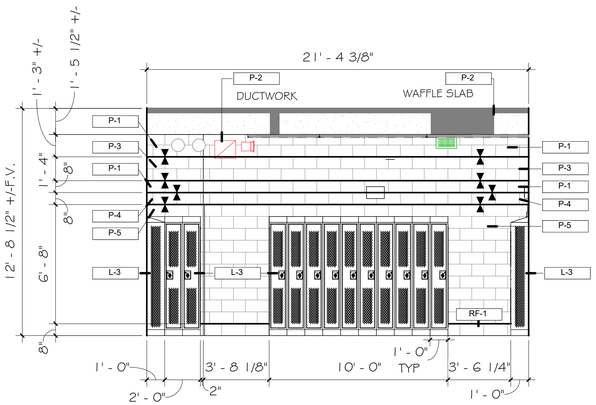


13 WOMENS JV LOCKER ROOM 1616 WEST
A10.4 1/4" = 1'-0" REF: 2/A3.3

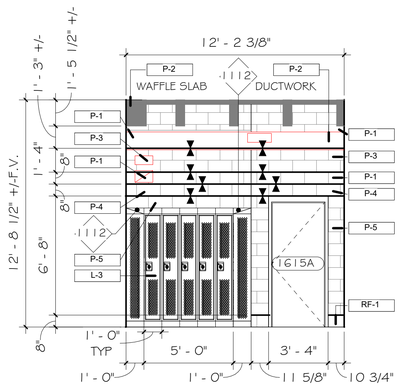


12 WOMENS JV LCOKER ROOM 1616 SOUTH
A10.4 1/4" = 1'-0" REF: 2/A3.3

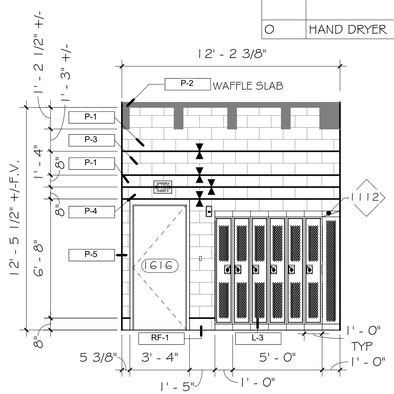


11 WOMENS JV LOCKER ROOM 1616 NORTH
A10.4 1/4" = 1'-0" REF: 2/A3.3

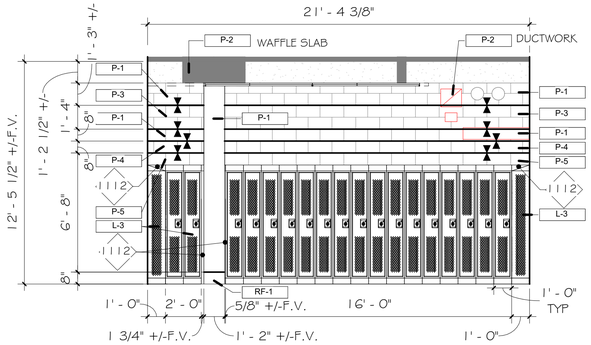


10 WOMENS JV LOCKER ROOM 1616 EAST 2
A10.4 1/4" = 1'-0" REF: 2/A3.3

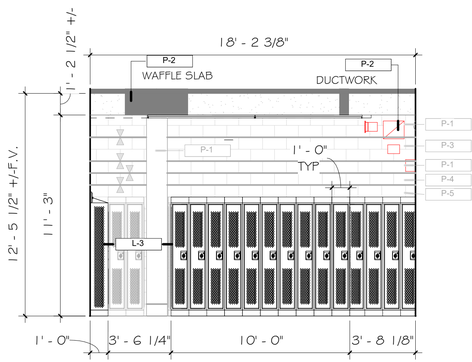


9 WOMENS JV LOCKER ROOM 1616 EAST
A10.4 1/4" = 1'-0" REF: 2/A3.3

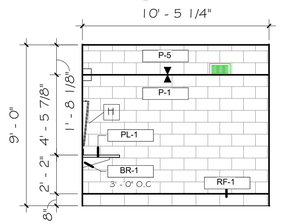


8 WOMENS RESTROOM 1615 WEST
A10.4 1/4" = 1'-0" REF: 1/A3.3

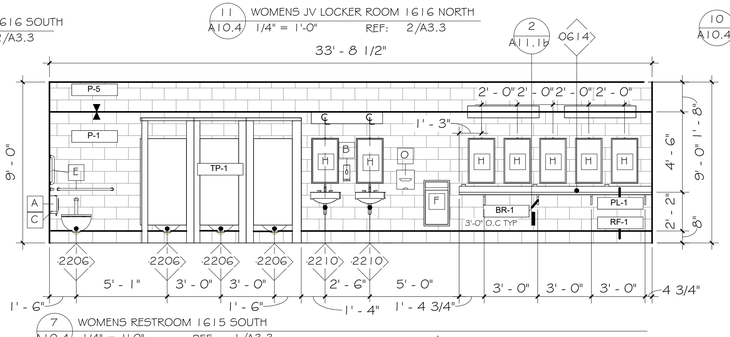


7 WOMENS RESTROOM 1615 SOUTH
A10.4 1/4" = 1'-0" REF: 1/A3.3

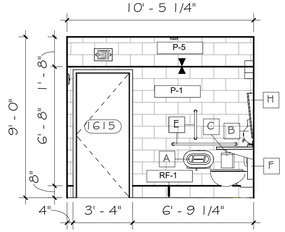


6 WOMENS RESTROOM 1615 EAST
A10.4 1/4" = 1'-0" REF: 1/A3.3

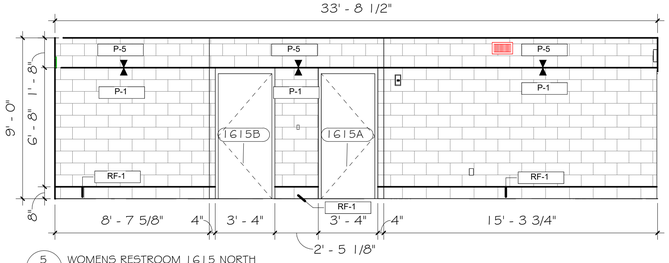


5 WOMENS RESTROOM 1615 NORTH
A10.4 1/4" = 1'-0" REF: 1/A3.3

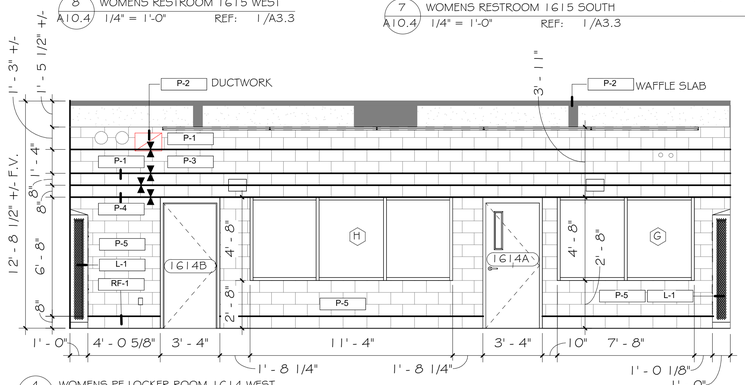


4 WOMENS PE LOCKER ROOM 1614 WEST
A10.4 1/4" = 1'-0" REF: 2/A3.3

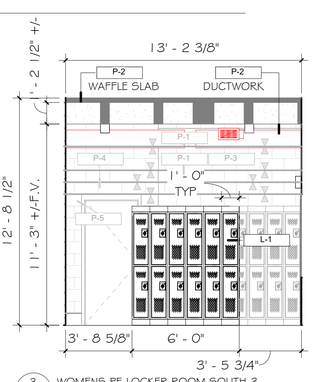


3 WOMENS PE LOCKER ROOM SOUTH 3
A10.4 1/4" = 1'-0" REF: 2/A3.3

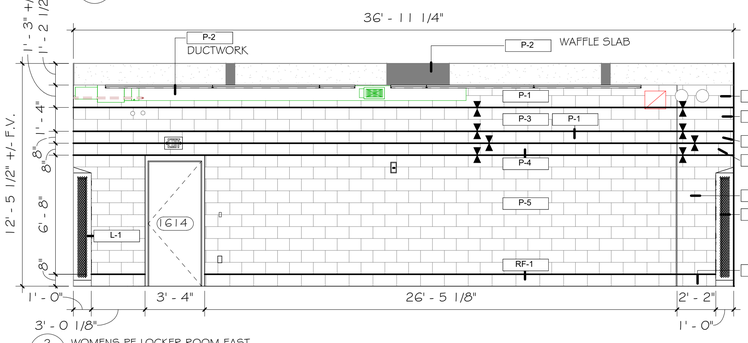


2 WOMENS PE LOCKER ROOM EAST
A10.4 1/4" = 1'-0" REF: 2/A3.3

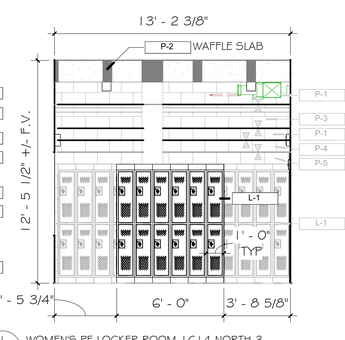


1 WOMEN'S PE LOCKER ROOM 1614 NORTH 3
A10.4 1/4" = 1'-0" REF: 2/A3.3


**bond architects**
222 SOUTH CENTRAL AVE.
SUITE# 501
ST. LOUIS, MO 63105
TEL: 314.863.4994
FAX: 314.863.4996
www.bondarchitectsinc.com
Bond Architects, Inc.
Missouri State Certificate of Authority # 2009027409

**Cole & Associates, Inc.**
Civil Engineer
Consultant Project #26-0064
Certificate of Authority #001165
401 S. 18th St., Suite 200
St. Louis, MO 63103
314.984.9887 tel

**CASE Engineering, Inc.**
Structural Engineer
Consultant Project BDA-MO-06-26
Certificate of Authority #001498
796 Merus Ct.
Fenton, MO 63026
636.349.1600 tel

**RTM Engineering Consultants**
MEP Engineer
Consultant Project #26.B00203.2171
Certificate of Authority #2002028690
3701 S. Lindbergh Blvd.
St. Louis, MO 63127
314.725.5889 tel

**PINCHIN, LLC**
Hazardous Materials Consultant
Consultant Project #R262.00457.006
2 Cityplace Drive, Suite 195
St. Louis, MO 63141
314.230.0182 tel


West High School
14653 Clayton Rd., Ballwin, MO 63011
Parkway PN #542501B
Building Renovation & Site Improvements

Parkway School District
363 N. Woods Mill Rd., Chesterfield, MO 63017
314.415.8231 tel

Project No: 26022

Revisions

| No. | Description | Date |
|---|---|---|
| | | |


This drawing and the details on it are the sole property of the architect and may be used for this specific project only. It shall not be loaned, copied or reproduced, in whole or in part, or for any other purpose or project without the written consent of the Architect. Copyright © 2026 by Bond Architects, Inc.


STATE OF MISSOURI
MICHELLE R. WELLS
NOTARY PUBLIC
A-2021031961
ARCHITECT
11/5/26

The Professional Architects seal affixed to this sheet applies only to the material and items shown on this sheet. All drawings, instruments or other documents not exhibiting this seal shall not be considered prepared by this architect, and this architect expressly disclaims any and all responsibility for such plan, drawings or documents not exhibiting this seal.

DATE: 11.05.2026

BID / PERMIT SET

# INTERIOR ELEVATIONS

A10.4

SCALE: 3" = 1'-0" 1' 0.5' 0 0.25'
SCALE: 1 1/2" = 1'-0" 2' 1' 0 0.5'
SCALE: 1" = 1'-0" 2' 1' 0 0.5'
SCALE: 3/4" = 1'-0" 3' 2' 1' 0
SCALE: 1/2" = 1'-0" 4' 2' 0 2'
SCALE: 1/4" = 1'-0" 8' 4' 0 4'
SCALE: 1/8" = 1'-0" 16' 8' 0 8'
SCALE: 1/16" = 1'-0" 32' 16' 0 16'

10/28/2026 11:09:24 AM

## RESTROOM ACCESSORY SCHEDULE - SEE ALSO SPEC SECTION 102800

| TYPE MARK | PRODUCT TYPE | MANUFACTURER | MODEL NUMBER | STYLE | PROVIDER/ INSTALLER |
|---|---|---|---|---|---|
| A | TOILET PAPER DISPENSER | KIMBERLY-CLARK | 9551 | DOUBLE JUMBO ROLL | CP/CI |
| B | HAND SOAP DISPENSER | GOJO INDUSTRIES | 5155-06 | --- | CP/CI |
| C | SANITARY NAPKIN DISPOSAL | CONTINENTAL MANUFACTURING | 21501506 | --- | CP/CI |
| D | PAPER TOWEL DISPENSER | GEORGIA-PACIFIC LLC | 54338 | --- | CP/CI |
| E | GRAB BARS | BOBRICK | B-5806 SERIES | STRAIGHT GRAB BARS, 1-1/4" DIAMETER | CP/CI |
| F | WASTE RECEPTACLE | BOBRICK WASHROOM | B-3644 | --- | CP/CI |
| G | TOWEL HOOK | BOBRICK WASHROOM | B-6777 SATIN | | CP/CI |
| H | ANGLED MIRROR | BOBRICK WASHROOM | B-293 1830 SATIN | --- | CP/CI |
| J | HEAVY DUTY SHOWER CURTAIN ROD W/VINYL SHOWER CURTAIN 204-2 & (7) HOOKS 204-1 | BOBRICK WASHROOM | B-6107 SERIES | --- | CP/CI |
| K | UTILITY SHELF WITH RAG HOOKS AND BROOM HOLDERS | BOBRICK | B-224 X 36 | --- | CP/CI |
| L | SHOWER SEAT | BOBRICK | B-5181 | REVERSIBLE FOLDER SHOWER SEAT, IVORY PHENOLIC AND SATIN FINISH | CP/CI |
| M | GRAB BARS | BOBRICK | B-5806 SERIES | STRAIGHT GRAB BARS, 1-1/4" DIAMETER | CP/CI |
| N | BABY CHANGING STATION | KOALA KARE | KB300-05 | KB300-05 BABY CHANGING STATION HORIZONTAL DESIGN | CP/CI |
| O | HAND DRYER | EXCEL DRYER INC | XL-BW-ECO | PLASTIC, WHITE, XLERATORECO | CP/CI |

## KEYNOTE LEGEND

| KEY VALUE | KEYNOTE TEXT |
|---|---|
| 1112 | LOCKER FILLER PANEL |

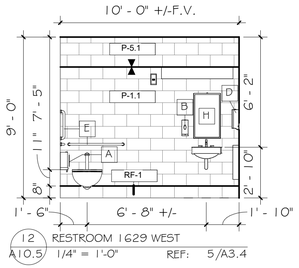


12 RESTROOM 1629 WEST
A10.5 1/4" = 1'-0" REF: 5/A3.4

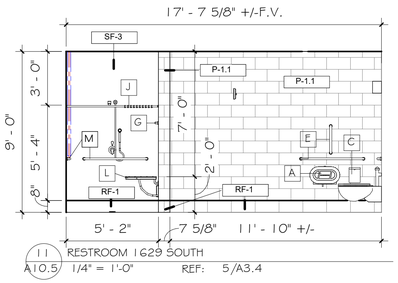


11 RESTROOM 1629 SOUTH
A10.5 1/4" = 1'-0" REF: 5/A3.4

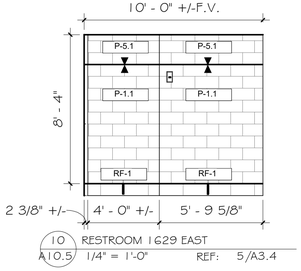


10 RESTROOM 1629 EAST
A10.5 1/4" = 1'-0" REF: 5/A3.4

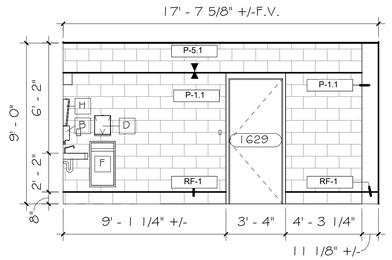


9 RESTROOM 1629 NORTH
A10.5 1/4" = 1'-0" REF: 5/A3.4

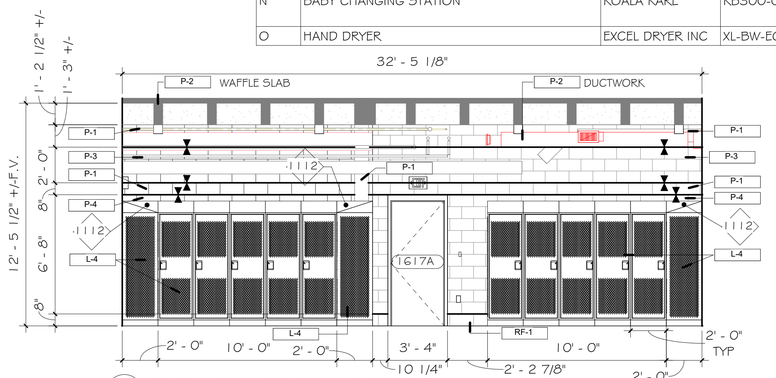


8 WOMENS VARSITY LOCKER ROOM 1617 SOUTH 3
A10.5 1/4" = 1'-0" REF: 2/A3.3

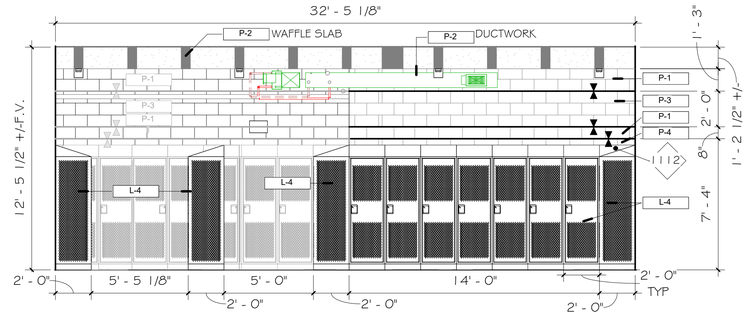


7 WOMENS VARSITY LOCKER ROOM 1617 NORTH 3
A10.5 1/4" = 1'-0" REF: 2/A3.3

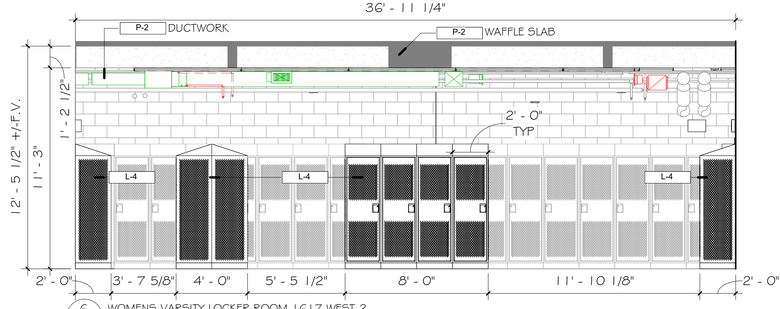


6 WOMENS VARSITY LOCKER ROOM 1617 WEST 2
A10.5 1/4" = 1'-0" REF: 2/A3.3

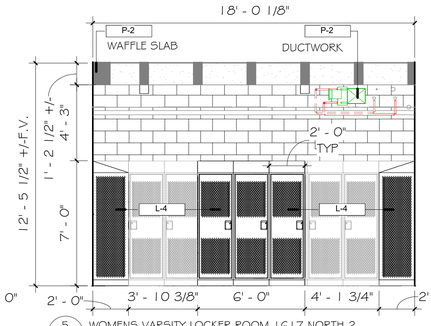


5 WOMENS VARSITY LOCKER ROOM 1617 NORTH 2
A10.5 1/4" = 1'-0" REF: 2/A3.3

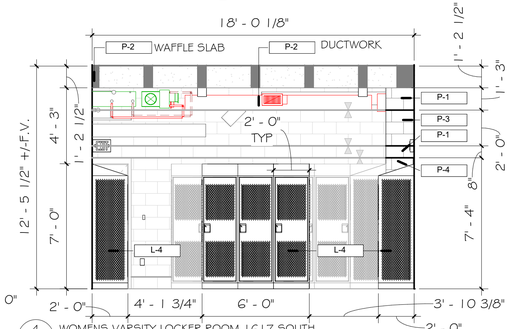


4 WOMENS VARSITY LOCKER ROOM 1617 SOUTH
A10.5 1/4" = 1'-0" REF: 2/A3.3

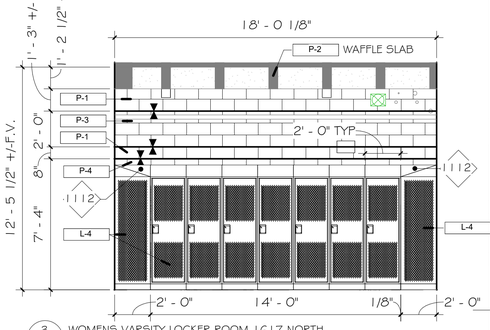


3 WOMENS VARSITY LOCKER ROOM 1617 NORTH
A10.5 1/4" = 1'-0" REF: 2/A3.3

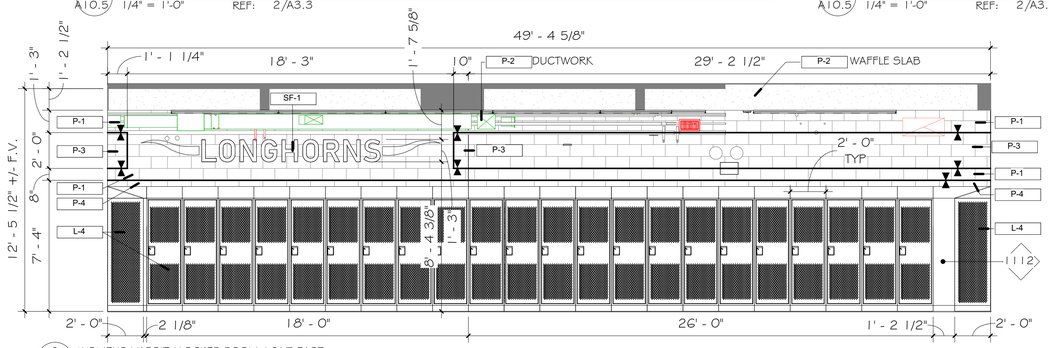


2 WOMENS VARSITY LOCKER ROOM 1617 EAST
A10.5 1/4" = 1'-0" REF: 2/A3.3

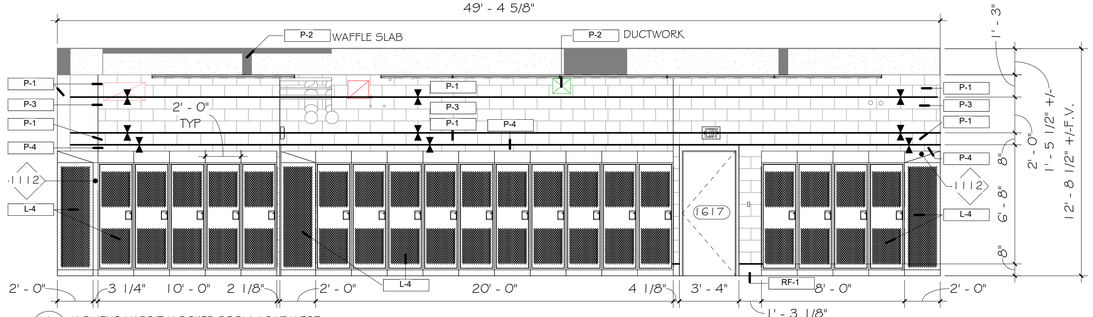


1 WOMENS VARSITY LOCKER ROOM 1617 WEST
A10.5 1/4" = 1'-0" REF: 2/A3.3

10/28/2026 11:10:02 AM

SCALE: 3" = 1'-0" 1 0.5 0
SCALE: 1 1/2" = 1'-0" 2 1 0.5 0
SCALE: 1" = 1'-0" 2 1 0.5 0
SCALE: 3/4" = 1'-0" 3 2 1 0
SCALE: 1/2" = 1'-0" 4 2 1 0
SCALE: 1/4" = 1'-0" 8 4 2 0
SCALE: 1/8" = 1'-0" 16 8 4 0
SCALE: 1/16" = 1'-0" 32 16 8 0


**bond architects**
222 SOUTH CENTRAL AVE.
SUITE# 501
ST. LOUIS, MO 63105
TEL: 314.863.4994
FAX: 314.863.4996
www.bondarchitectsinc.com
Bond Architects, Inc.
Missouri State Certificate of Authority # 2009027409

**Cole & Associates, Inc.**
Civil Engineer
Consultant Project #26-0064
Certificate of Authority #001165
401 S. 18th St., Suite 200
St. Louis, MO 63103
314.984.9887 tel

**CASE Engineering, Inc.**
Structural Engineer
Consultant Project BDA-MO-06-26
Certificate of Authority #001498
796 Merus Ct.
Fenton, MO 63026
636.349.1600 tel

**RTM Engineering Consultants**
MEP Engineer
Consultant Project #26.B00203.2171
Certificate of Authority #2002028690
3701 S. Lindbergh Blvd.
St. Louis, MO 63127
314.725.5889 tel

**PINCHIN, LLC**
Hazardous Materials Consultant
Consultant Project #R262.00457.006
2 Cityplace Drive, Suite 195
St. Louis, MO 63141
314.230.0182 tel


**West High School**
14653 Clayton Rd., Ballwin, MO 63011
Parkway PN #542501B
Building Renovation & Site Improvements

Parkway School District
363 N. Woods Mill Rd., Chesterfield, MO 63017
314.415.8231 tel

Project No: 26022

Revisions

| No. | Description | Date |
|---|---|---|
| | | |


This drawing and the details on it are the sole property of the architect and may be used for this specific project only. It shall not be loaned, copied or reproduced, in whole or in part, or for any other purpose or project without the written consent of the Architect.
Copyright © 2026 by Bond Architects, Inc.


STATE OF MISSOURI
MICHELLE R. WELLS
NUMBER A-2021031961
ARCHITECT
11/5/26

The Professional Architects seal affixed to this sheet applies only to the material and items shown on this sheet. All drawings, instruments or other documents not exhibiting this seal shall not be considered prepared by this architect, and this architect expressly disclaims any and all responsibility for such plan, drawings or documents not exhibiting this seal.

DATE: 11.05.2026

BID / PERMIT SET

# INTERIOR ELEVATIONS

A10.5

SCALE: 3" = 1'-0" 0 0.25' 0.5' 1'

SCALE: 1 1/2" = 1'-0" 0 0.5' 1' 2'

SCALE: 1" = 1'-0" 0 0.5' 1' 2'

SCALE: 3/4" = 1'-0" 0 1' 2' 3'

SCALE: 1/2" = 1'-0" 0 1' 2' 4'

SCALE: 1/4" = 1'-0" 0 2' 4' 8'

SCALE: 1/8" = 1'-0" 0 4' 8' 16'

SCALE: 1/16" = 1'-0" 0 8' 16' 32'

10/28/2026 11:10:12 AM

## RESTROOM ACCESSORY SCHEDULE - SEE ALSO SPEC SECTION 102800

| TYPE MARK | PRODUCT TYPE | MANUFACTURER | MODEL NUMBER | STYLE | PROVIDER/ INSTALLER |
|---|---|---|---|---|---|
| A | TOILET PAPER DISPENSER | KIMBERLY-CLARK | 9551 | DOUBLE JUMBO ROLL | CP/CI |
| B | HAND SOAP DISPENSER | GOJO INDUSTRIES | 5155-06 | --- | CP/CI |
| C | SANITARY NAPKIN DISPOSAL | CONTINENTAL MANUFACTURING | 2150150G | --- | CP/CI |
| D | PAPER TOWEL DISPENSER | GEORGIA-PACIFIC LLC | 54338 | --- | CP/CI |
| E | GRAB BARS | BOBRICK | B-5806 SERIES | STRAIGHT GRAB BARS, 1-1/4" DIAMETER | CP/CI |
| F | WASTE RECEPTACLE | BOBRICK WASHROOM | B-3644 | --- | CP/CI |
| G | TOWEL HOOK | BOBRICK WASHROOM | B-6777 SATIN | | CP/CI |
| H | ANGLED MIRROR | BOBRICK WASHROOM | B-293 1830 SATIN | --- | CP/CI |
| J | HEAVY DUTY SHOWER CURTAIN ROD W/VINYL SHOWER CURTAIN 204-2 & (7) HOOKS 204-1 | BOBRICK WASHROOM | B-6107 SERIES | --- | CP/CI |
| K | UTILITY SHELF WITH RAG HOOKS AND BROOM HOLDERS | BOBRICK | B-224 X 36 | --- | CP/CI |
| L | SHOWER SEAT | BOBRICK | B-5181 | REVERSIBLE FOLDER SHOWER SEAT, IVORY PHENOLIC AND SATIN FINISH | CP/CI |
| M | GRAB BARS | BOBRICK | B-5806 SERIES | STRAIGHT GRAB BARS, 1-1/4" DIAMETER | CP/CI |
| N | BABY CHANGING STATION | KOALA KARE | KB300-05 | KB300-05 BABY CHANGING STATION HORIZONTAL DESIGN | CP/CI |
| O | HAND DRYER | EXCEL DRYER INC | XL-BW-ECO | PLASTIC, WHITE, XLERATORECO | CP/CI |

## KEYNOTE LEGEND

| KEY VALUE | KEYNOTE TEXT |
|---|---|
| 1030 | CONTRACTOR TO SUPPLY AND INSTALL "U" SHAPED BRUSHED STAINLESS STEEL END CAP ON WALL W/ 1" RETURN ON EACH SIDE |
| 1031 | CONTRACTOR TO PROVIDE AND INSTALL NEW BRUSHED STAINLESS STEEL COLUMN WRAP. SEE DETAIL A3/A14.4 |

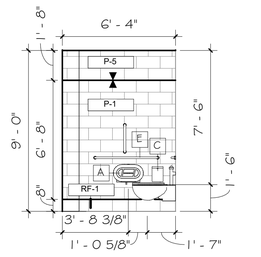


15 RESTROOM 1636 WEST
A10.6 1/4" = 1'-0" REF: 2/A3.4

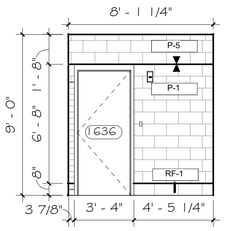


14 RESTROOM 1636 SOUTH
A10.6 1/4" = 1'-0" REF: 2/A3.4

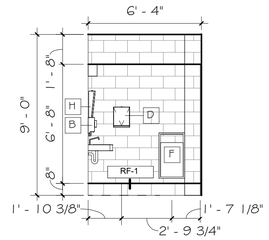


13 RESTROOM 1636 EAST
A10.6 1/4" = 1'-0" REF: 2/A3.4

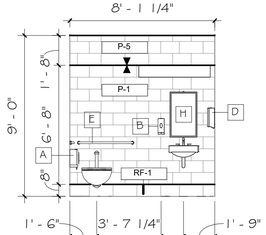


12 RESTROOM 1636 NORTH
A10.6 1/4" = 1'-0" REF: 2/A3.4

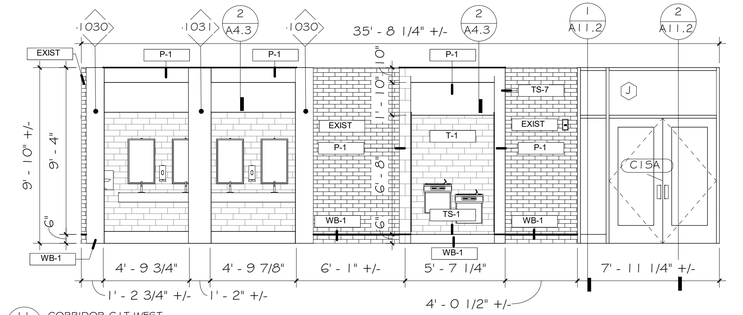


11 CORRIDOR C1T WEST
A10.6 1/4" = 1'-0" REF: 1/A2.1A

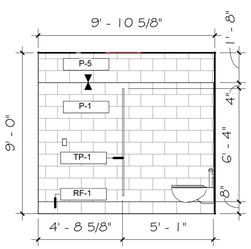


10 RESTROOM 1633 WEST
A10.6 1/4" = 1'-0" REF: 1/A3.5

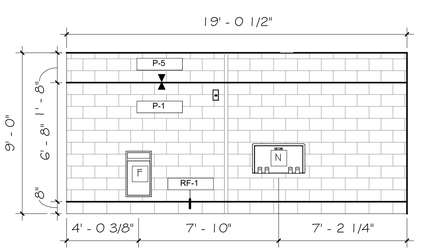


9 RESTROOM 1633 SOUTH
A10.6 1/4" = 1'-0" REF: 1/A2.1B

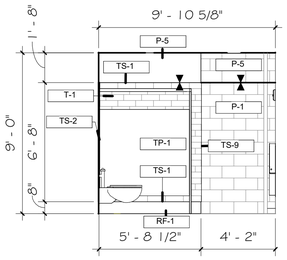


8 RESTROOM 1633 EAST
A10.6 1/4" = 1'-0" REF: 1/A3.5

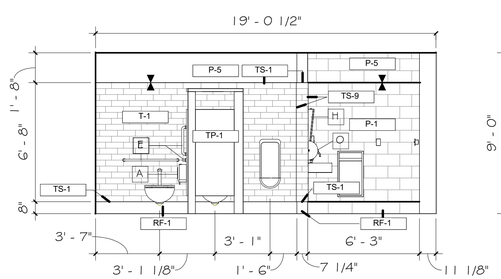


7 RESTROOM 1633 NORTH
A10.6 1/4" = 1'-0" REF: 1/A2.1B

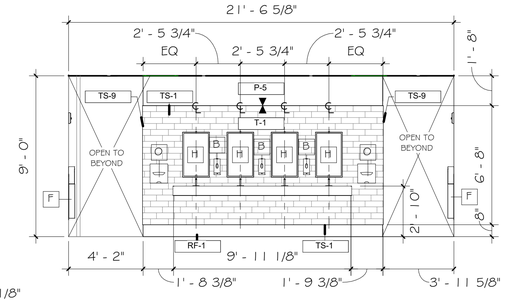


6 RESTROOM 1633 & 1632 LAVATORIES WEST
A10.6 1/4" = 1'-0" REF: 1/A3.5

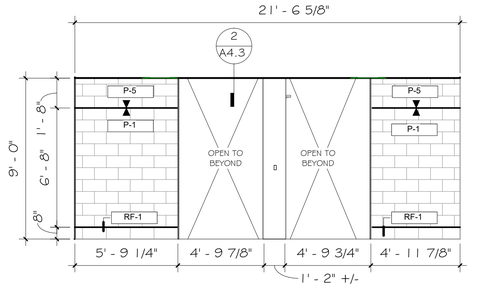


5 RESTROOM 1633 & 1632 LAVATORIES EAST
A10.6 1/4" = 1'-0" REF: 1/A3.5

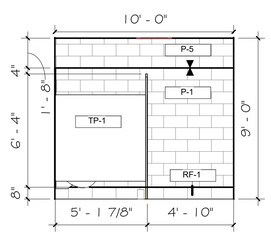


4 RESTROOM 1632 WEST
A10.6 1/4" = 1'-0" REF: 1/A3.5

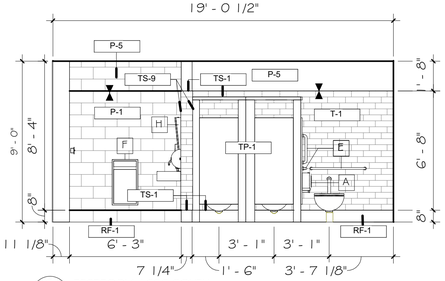


3 RESTROOM 1632 SOUTH
A10.6 1/4" = 1'-0" REF: 1/A2.1B

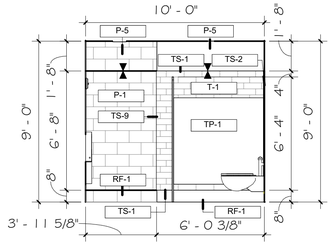


2 RESTROOM 1632 EAST
A10.6 1/4" = 1'-0" REF: 1/A3.5

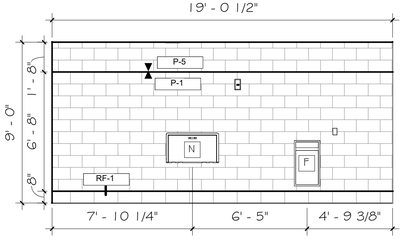


1 RESTROOM 1632 NORTH
A10.6 1/4" = 1'-0" REF: 1/A2.1B


**bond architects**
222 SOUTH CENTRAL AVE.
SUITE# 501
ST. LOUIS, MO 63105
TEL: 314.863.4994
FAX: 314.863.4996
www.bondarchitectsinc.com
Bond Architects, Inc.
Missouri State Certificate of Authority # 2009027409

**Cole & Associates, Inc.**
Civil Engineer
Consultant Project #26-0064
Certificate of Authority #001165
401 S. 18th St., Suite 200
St. Louis, MO 63103
314.984.9887 tel

**CASE Engineering, Inc.**
Structural Engineer
Consultant Project BDA-MO-06-26
Certificate of Authority #001498
796 Merus Ct.
Fenton, MO 63026
636.349.1600 tel

**RTM Engineering Consultants**
MEP Engineer
Consultant Project #26.B00203.2171
Certificate of Authority #2002028690
3701 S. Lindbergh Blvd.
St. Louis, MO 63127
314.725.5889 tel

**PINCHIN, LLC**
Hazardous Materials Consultant
Consultant Project #R262.00457.006
2 Cityplace Drive, Suite 195
St. Louis, MO 63141
314.230.0182 tel


# West High School

14653 Clayton Rd., Ballwin, MO 63011
Parkway PN #5425018
Building Renovation & Site Improvements

Parkway School District
363 N. Woods Mill Rd., Chesterfield, MO 63017
314.415.8231 tel

Project No: 26022

Revisions

| No. | Description | Date |
|---|---|---|
| | | |


This drawing and the details on it are the sole property of the architect and may be used for this specific project only. It shall not be loaned, copied or reproduced, in whole or in part, or for any other purpose or project without the written consent of the Architect. Copyright. © 2026 by Bond Architects, Inc.


STATE OF MISSOURI
MICHELLE R. WELLS
NUMBER A-2021031961
ARCHITECT
11/5/26


The Professional Architects seal affixed to this sheet applies only to the material and items shown on this sheet. All drawings, instruments or other documents not exhibiting this seal shall not be considered prepared by this architect, and this architect expressly disclaims any and all responsibility for such plan, drawings or documents not exhibiting this seal.


DATE: 11.05.2026

BID / PERMIT SET

## INTERIOR ELEVATIONS

A10.6

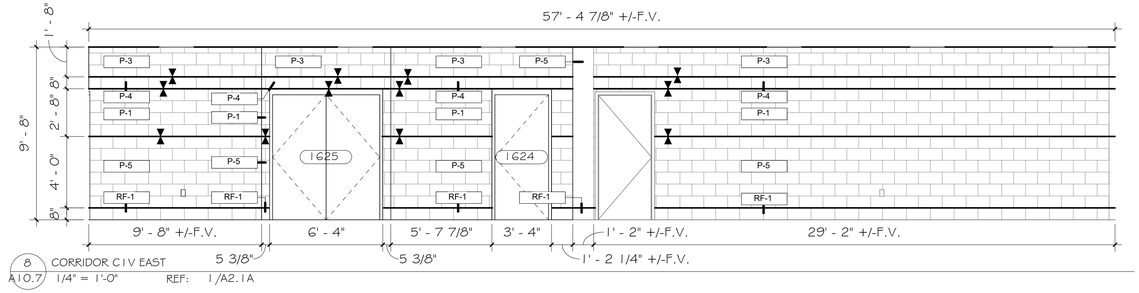


8 CORRIDOR C1V EAST
A10.7 1/4" = 1'-0" REF: 1/A2.1A

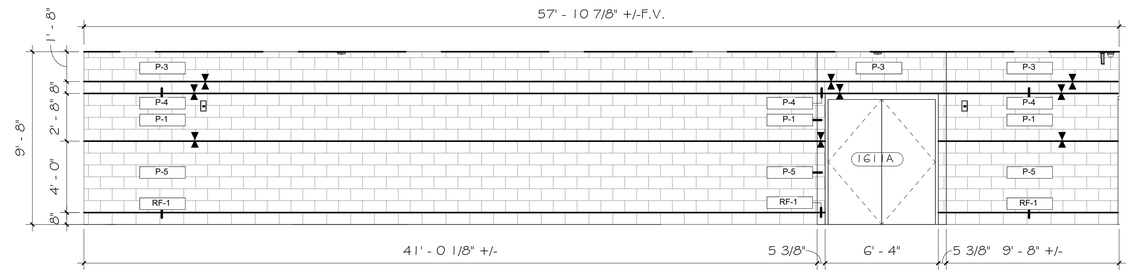


9 CORRIDOR C1V WEST
A10.7 1/4" = 1'-0" REF: 1/A2.1A

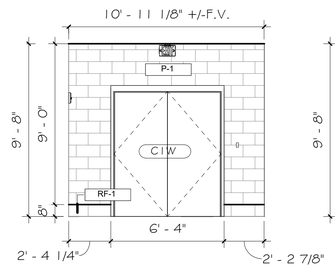


10 CORRIDOR C1V NORTH
A10.7 1/4" = 1'-0" REF: 1/A2.1A

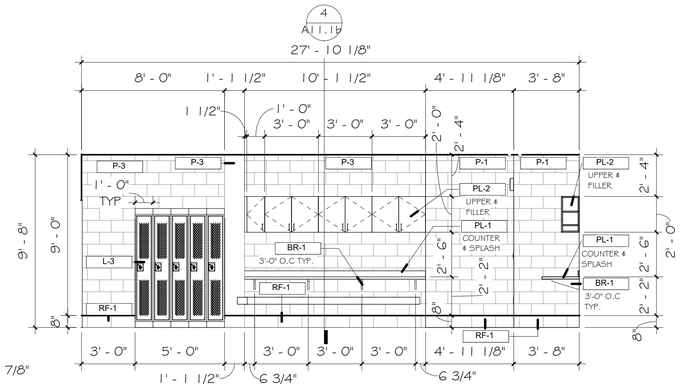


7 WOMENS COACH TEACHER 1612 WEST
A10.7 1/4" = 1'-0" REF: 1/A2.1A

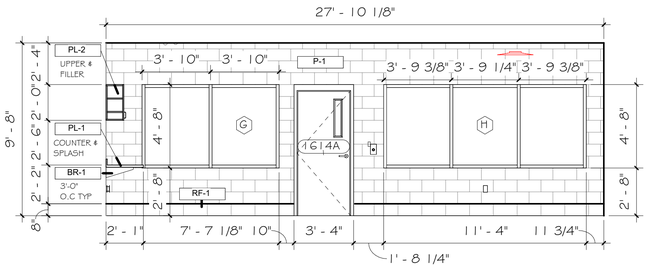


6 WOMENS COACH TEACHER 1612 EAST
A10.7 1/4" = 1'-0" REF: 1/A2.1A

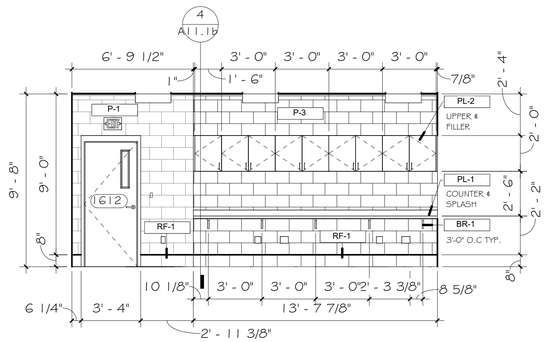


5 WOMENS COACH/TEACHER 1612 NORTH
A10.7 1/4" = 1'-0" REF: 1/A2.1A

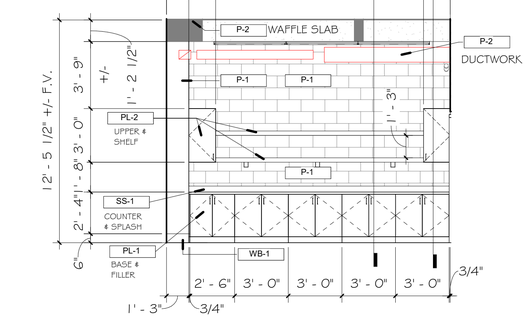


4 FILM ROOM 1622 WEST
A10.7 1/4" = 1'-0" REF: 1/A2.1A

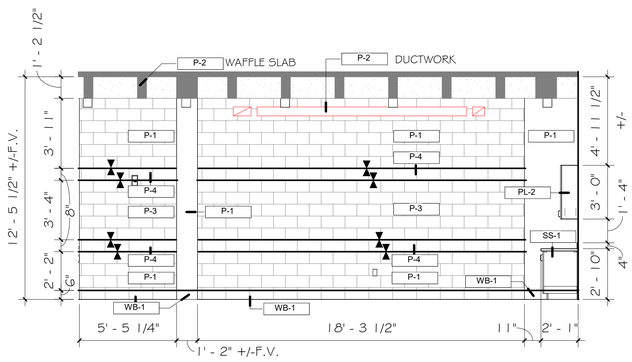


3 FILM ROOM 1622 SOUTH
A10.7 1/4" = 1'-0" REF: 1/A2.1A

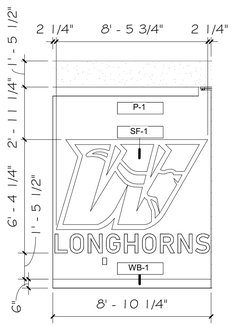


11 FILM ROOM 1622 EAST 2
A10.7 1/4" = 1'-0" REF: 1/A2.1A

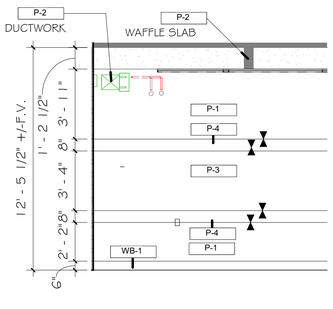


2 FILM ROOM 1622 EAST
A10.7 1/4" = 1'-0" REF: 1/A2.1A

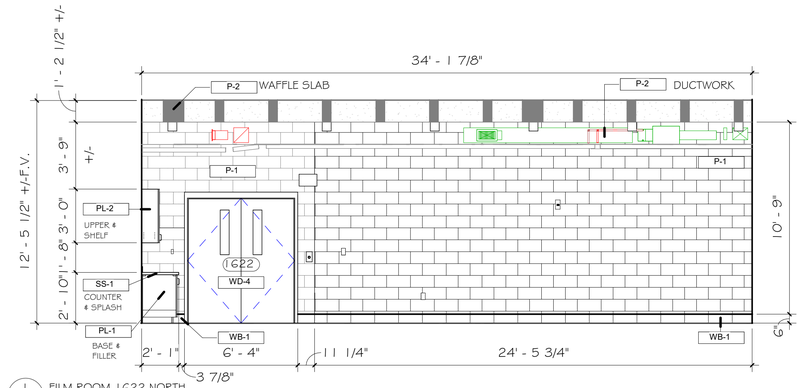


1 FILM ROOM 1622 NORTH
A10.7 1/4" = 1'-0" REF: 1/A2.1A

| KEYNOTE LEGEND | |
|---|---|
| KEY VALUE | KEYNOTE TEXT |


**bond architects**
222 SOUTH CENTRAL AVE.
SUITE# 501
ST. LOUIS, MO 63105
TEL: 314.863.4994
FAX: 314.863.4996
www.bondarchitectsinc.com
Bond Architects, Inc.
Missouri State Certificate of Authority # 2009027409

**Cole & Associates, Inc.**
Civil Engineer
Consultant Project #26-0064
Certificate of Authority #001165
401 S. 18th St., Suite 200
St. Louis, MO 63103
314.984.9887 tel

**CASE Engineering, Inc.**
Structural Engineer
Consultant Project BDA-MO-06-26
Certificate of Authority #001498
798 Merus Ct.
Fenton, MO 63026
636.349.1600 tel

**RTM Engineering Consultants**
MEP Engineer
Consultant Project #26.B00203.2171
Certificate of Authority #2002028690
3701 S. Lindbergh Blvd.
St. Louis, MO 63127
314.725.5889 tel

**PINCHIN, LLC**
Hazardous Materials Consultant
Consultant Project #R262.00457.006
2 Cityplace Drive, Suite 195
St. Louis, MO 63141
314.230.0182 tel


West High School
14653 Clayton Rd., Ballwin, MO 63011
Parkway PN #542501B
Building Renovation & Site Improvements

Parkway School District
363 N. Woods Mill Rd., Chesterfield, MO 63017
314.415.8231 tel

Project No: 26022

Revisions

| No. | Description | Date |
|---|---|---|


This drawing and the details on it are the sole property of the architect and may be used for this specific project only. It shall not be loaned, copied or reproduced, in whole or in part, or for any other purpose or project without the written consent of the Architect.
Copyright © 2026 by Bond Architects, Inc.


STATE OF MISSOURI
MICHELLE R. WELLS
NUMBER A-2021031961
ARCHITECT
11/5/26

The Professional Architects seal affixed to this sheet applies only to the material and items shown on this sheet. All drawings, instruments or other documents not exhibiting this seal shall not be considered prepared by this architect, and this architect expressly disclaims any and all responsibility for such plan, drawings or documents not exhibiting this seal.

DATE: 11.05.2026

BID / PERMIT SET

INTERIOR ELEVATIONS

A10.7

10/28/2026 11:10:23 AM

| KEYNOTE LEGEND | |
|---|---|
| KEY VALUE | KEYNOTE TEXT |
| 1033 | CONTRACTOR TO PROVIDE AND INSTALL 6' SHEET MIRROR MOUNTED AT 21" A.F.F. CONTRACTOR TO PROVIDE AND INSTALL BLOCKING PER MANUFACTURERS RECOMMENDATION TO RECEIVE SPECIALTY FIXTURES |

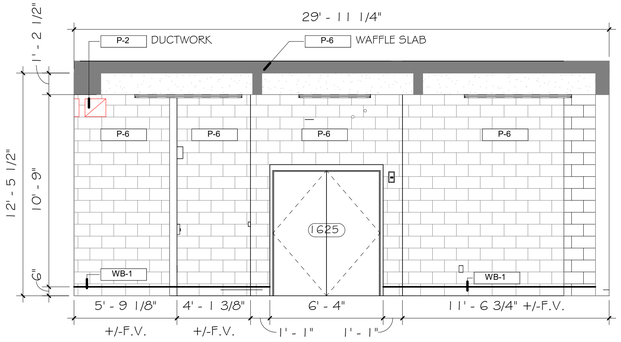


10 CARDIO ROOM 1625 WEST
A10.8 1/4" = 1'-0" REF: 1/A2.1A

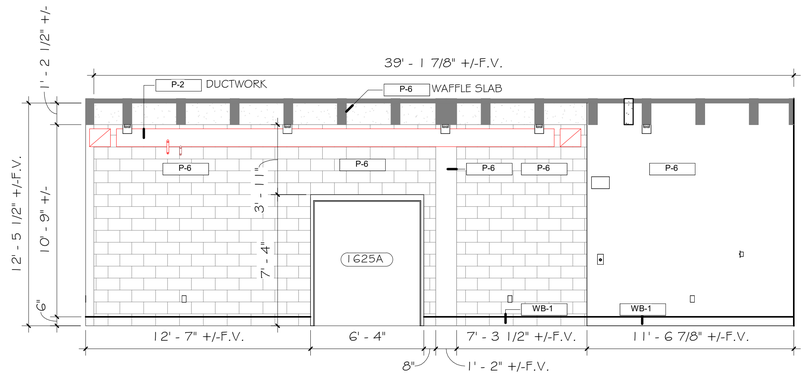


9 CARDIO ROOM 1625 SOUTH
A10.8 1/4" = 1'-0" REF: 1/A2.1A

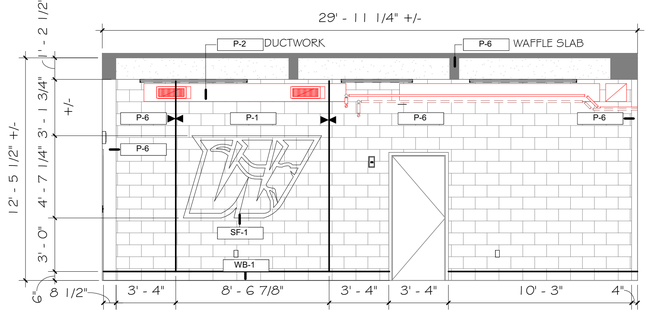


8 CARDIO ROOM 1625 EAST
A10.8 1/4" = 1'-0" REF: 1/A2.1A

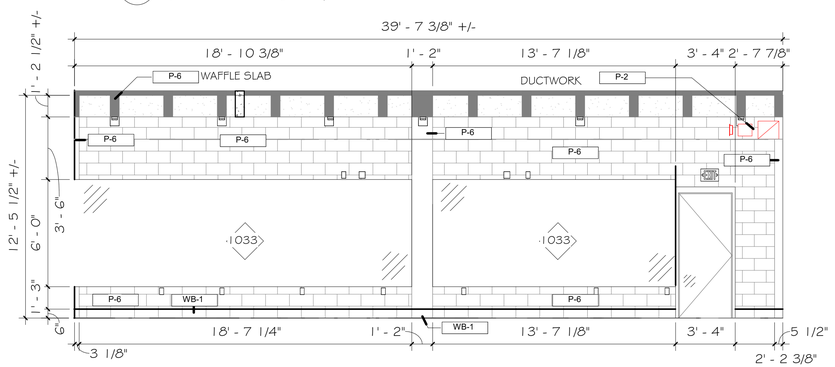


7 CARDIO ROOM 1625 NORTH
A10.8 1/4" = 1'-0" REF: 1/A2.1A

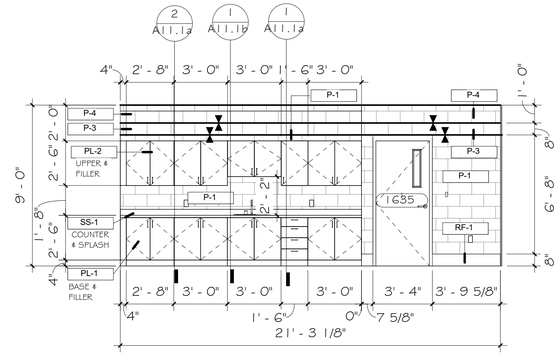


6 TRAINER 1635 EAST
A10.8 1/4" = 1'-0" REF: 1/A2.1A

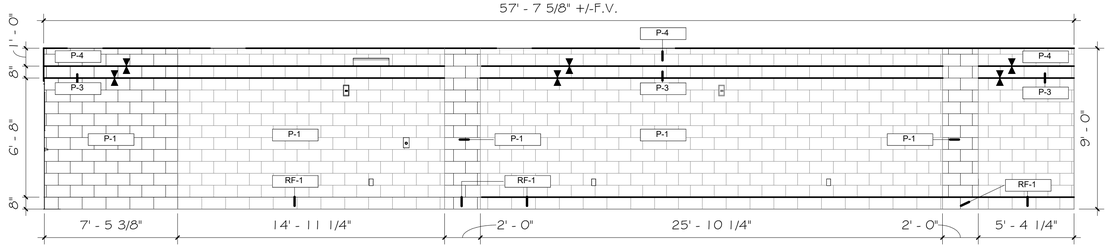


11 TRAINER 1635 SOUTH
A10.8 1/4" = 1'-0" REF: 1/A2.1A

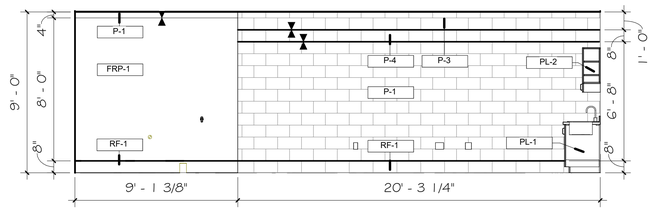


4 TRAINER 1635 NORTH
A10.8 1/4" = 1'-0"

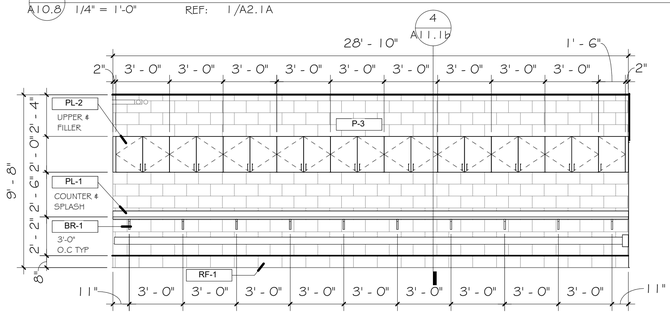


3 MENS COACH/TEACHER 1604 - WEST
A10.8 1/4" = 1'-0" REF: 1/A2.1A

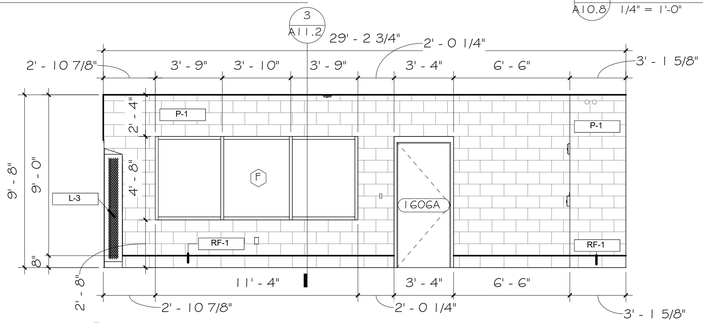


2 MENS COACH/TEACHER 1604 - EAST
A10.8 1/4" = 1'-0" REF: 1/A2.1A

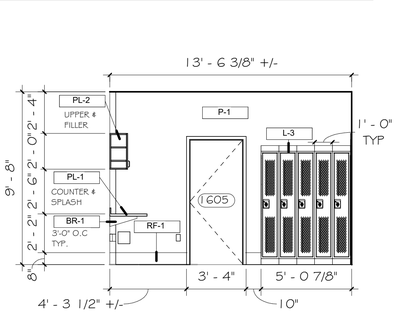


1 MENS COACH/TEACHER 1604- NORTH
A10.8 1/4" = 1'-0" REF: 1/A2.1A


**bond architects**
222 SOUTH CENTRAL AVE.
SUITE# 501
ST. LOUIS, MO 63105
TEL: 314.863.4994
FAX: 314.863.4996
www.bondarchitectsinc.com
Bond Architects, Inc.
Missouri State Certificate of Authority # 2009027409

**Cole & Associates, Inc.**
Civil Engineer
Consultant Project #26-0064
Certificate of Authority #001165
401 S. 18th St., Suite 200
St. Louis, MO 63103
314.984.9887 tel

**CASE Engineering, Inc.**
Structural Engineer
Consultant Project BDA-MO-06-26
Certificate of Authority #001498
798 Merus Ct.
Fenton, MO 63026
636.349.1600 tel

**RTM Engineering Consultants**
MEP Engineer
Consultant Project #26.B00203.2171
Certificate of Authority #2002028690
3701 S. Lindbergh Blvd.
St. Louis, MO 63127
314.725.5889 tel

**PINCHIN, LLC**
Hazardous Materials Consultant
Consultant Project #R262.00457.006
2 Cityplace Drive, Suite 195
St. Louis, MO 63141
314.230.0182 tel


West High School
14653 Clayton Rd., Ballwin, MO 63011
Parkway PN #542501B
Building Renovation & Site Improvements

Parkway School District
363 N. Woods Mill Rd., Chesterfield, MO 63017
314.415.8231 tel

Project No: 26022

Revisions

| No. | Description | Date |
|---|---|---|
| | | |


This drawing and the details on it are the sole property of the architect and may be used for this specific project only. It shall not be loaned, copied or reproduced, in whole or in part, or for any other purpose or project without the written consent of the Architect.
Copyright © 2026 by Bond Architects, Inc.


STATE OF MISSOURI
MICHELLE R. WELLS
NUMBER A-2021031961
ARCHITECT
11/5/26

The Professional Architects seal affixed to this sheet applies only to the material and items shown on this sheet. All drawings, instruments or other documents not exhibiting this seal shall not be considered prepared by this architect, and this architect expressly disclaims any and all responsibility for such plan, drawings or documents not exhibiting this seal.

DATE: 11.05.2026

BID / PERMIT SET

# INTERIOR ELEVATIONS

A10.8

SCALE: 3" = 1'-0" 0 0.25" 0.5" 1'
SCALE: 1 1/2" = 1'-0" 0 0.5" 1" 2"
SCALE: 1" = 1'-0" 0 0.5" 1" 2"
SCALE: 3/4" = 1'-0" 0 1" 2" 3"
SCALE: 1/2" = 1'-0" 0 2" 4"
SCALE: 1/4" = 1'-0" 0 2" 4" 8"
SCALE: 1/8" = 1'-0" 0 4" 8" 16"
SCALE: 1/16" = 1'-0" 0 8" 16" 32"

10/28/2026 11:10:30 AM

| KEYNOTE LEGEND | |
|---|---|
| KEY VALUE | KEYNOTE TEXT |

| | |
|---|---|
| 0836 | EXISTING DOOR WITH CUSTOM VINYL WRAP TO REMAIN. PROTECT DURING ALL PHASES OF CONSTRUCTION |
| 1006 | FIRE EXTINGUISHER CABINET |

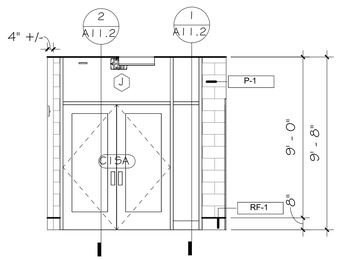


5 CORRIDOR C15 - EAST
A10.9 1/4" = 1'-0" REF: 1/A2.1A

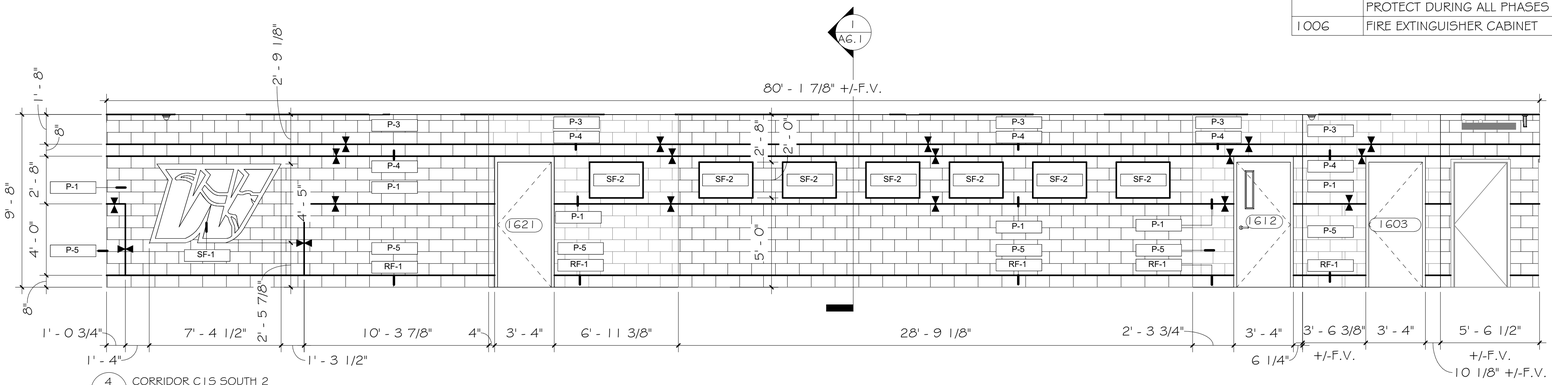


4 CORRIDOR C15 SOUTH 2
A10.9 1/4" = 1'-0" REF: 1/A2.1A

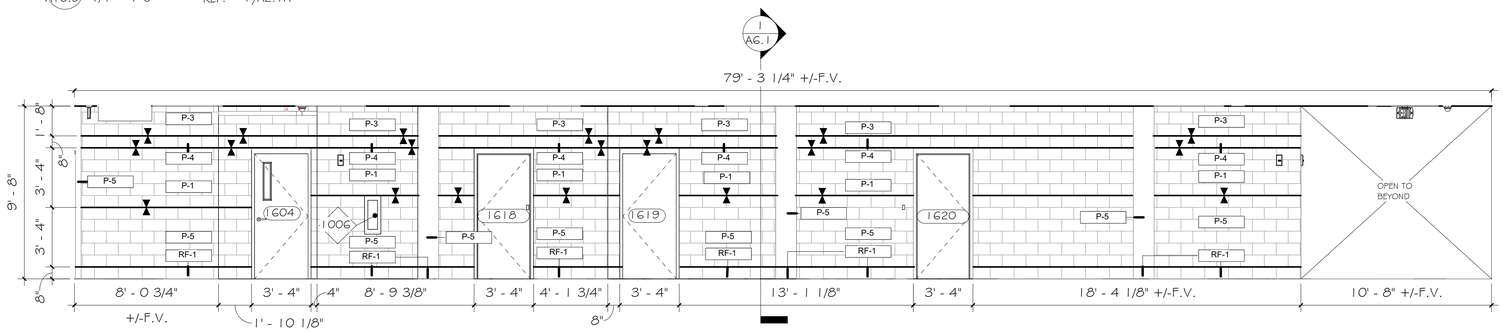


3 CORRIDOR C15 NORTH 2
A10.9 1/4" = 1'-0" REF: 1/A2.1A

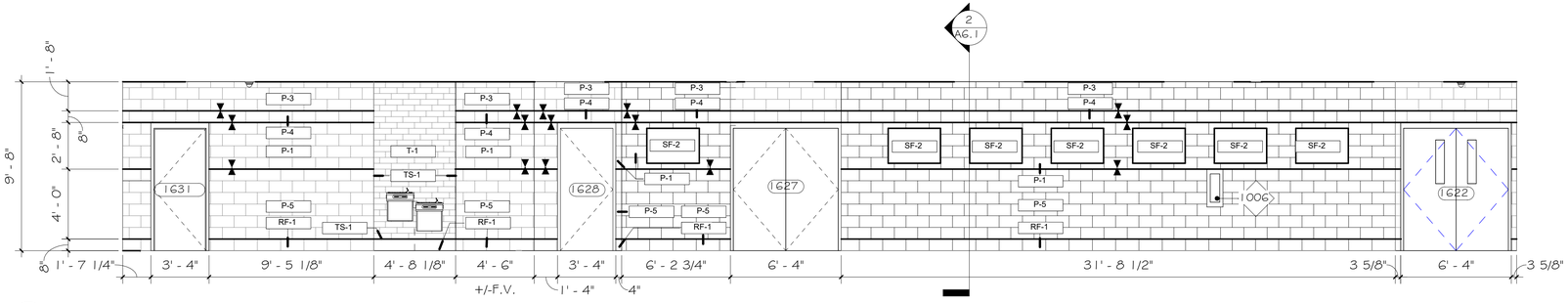


2 CORRIDOR C15 - SOUTH
A10.9 1/4" = 1'-0" REF: 1/A2.1A

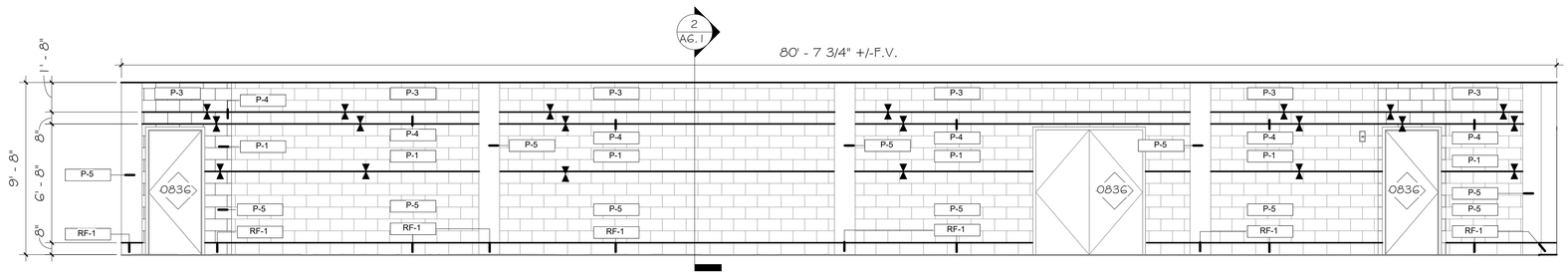


1 CORRIDOR C15 - NORTH
A10.9 1/4" = 1'-0" REF: 1/A2.1A

10/28/2026 11:10:37 AM


bond architects
222 SOUTH CENTRAL AVE.
SUITE# 501
ST. LOUIS, MO 63105
TEL: 314.863.4994
FAX: 314.863.4996
www.bondarchitectsinc.com
Bond Architects, Inc.
Missouri State Certificate of Authority # 2009027409

**Cole & Associates, Inc.**
Civil Engineer
Consultant Project #26-0064
Certificate of Authority #0011165
401 S. 18th St., Suite 200
St. Louis, MO 63103
314.984.9887 tel

**CASE Engineering, Inc.**
Structural Engineer
Consultant Project BDA-MO-06-26
Certificate of Authority #001498
798 Merus Ct.
Fenton, MO 63026
636.349.1600 tel

**RTM Engineering Consultants**
MEP Engineer
Consultant Project #26.B00203.2171
Certificate of Authority #2002028690
3701 S. Lindbergh Blvd.
St. Louis, MO 63127
314.725.5889 tel

**PINCHIN, LLC**
Hazardous Materials Consultant
Consultant Project #R262.00457.006
2 Cityplace Drive, Suite 195
St. Louis, MO 63141
314.230.0182 tel


West High School
14653 Clayton Rd., Ballwin, MO 63011
Parkway PN #542501B
Building Renovation & Site Improvements

Parkway School District
363 N. Woods Mill Rd., Chesterfield, MO 63017
314.415.8231 tel

Project No: 26022

Revisions

| No. | Description | Date |
|---|---|---|
| | | |


This drawing and the details on it are the sole property of the architect and may be used for this specific project only. It shall not be loaned, copied or reproduced, in whole or in part, or for any other purpose or project without the written consent of the Architect. Copyright © 2026 by Bond Architects, Inc.


STATE OF MISSOURI
MICHELLE R. WELLS
NUMBER A-2021031961
ARCHITECT
11/5/26

The Professional Architects seal affixed to this sheet applies only to the material and items shown on this sheet. All drawings, instruments or other documents not exhibiting this seal shall not be considered prepared by this architect, and this architect expressly disclaims any and all responsibility for such plan, drawings or documents not exhibiting this seal.

DATE: 11.05.2026

BID / PERMIT SET

# INTERIOR ELEVATIONS

A10.9

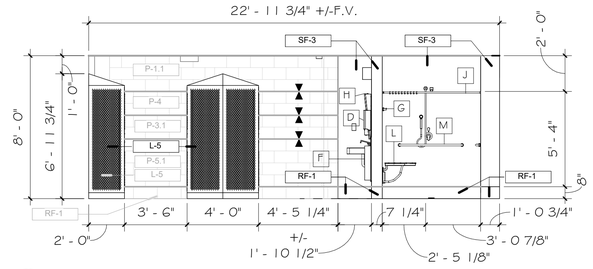


14 BOYS POOL LOCKER ROOM 1701 NORTH 2
A10.10 1/4" = 1'-0" REF: 2/A3.2

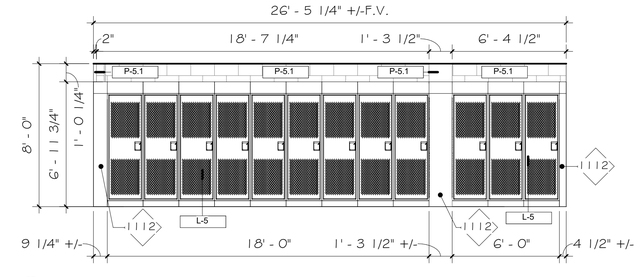


13 BOYS POOL LOCKER ROOM - WEST 2
A10.10 1/4" = 1'-0" REF: 2/A3.2

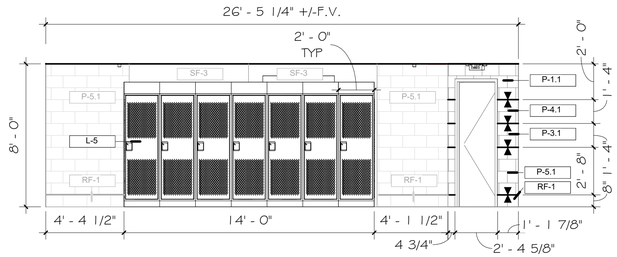


10 BOYS POOL LOCKER ROOM 1701 EAST 2
A10.10 1/4" = 1'-0" REF: 2/A3.2

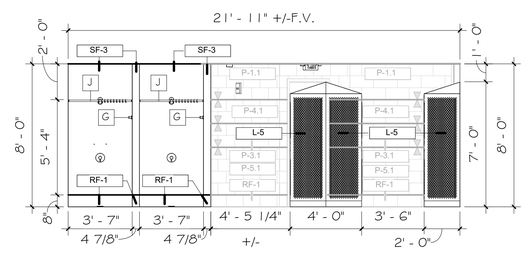


9 BOYS POOL LOCKER ROOM 1701 SOUTH
A10.10 1/4" = 1'-0" REF: 2/A3.2




8 GIRLS POOL LOCKER ROOM 1702 SOUTH 2
A10.10 1/4" = 1'-0" REF: 1/A3.2




7 GIRLS POOL LOCKER ROOM 1702 - WEST 2
A10.10 1/4" = 1'-0" REF: 1/A3.2




6 GIRLS POOL LOCKER ROOM 1702 - EAST 2
A10.10 1/4" = 1'-0" REF: 1/A3.2

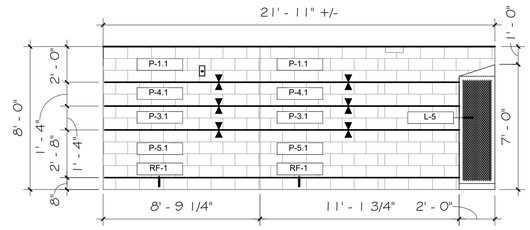


5 GIRLS POOL LOCKER ROOM 1702 SOUTH
A10.10 1/4" = 1'-0" REF: 1/A3.2

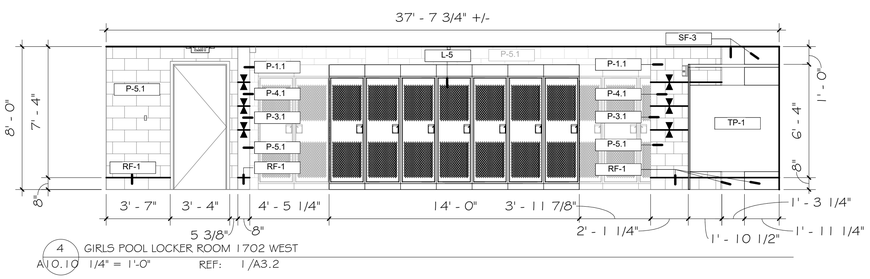


4 GIRLS POOL LOCKER ROOM 1702 WEST
A10.10 1/4" = 1'-0" REF: 1/A3.2

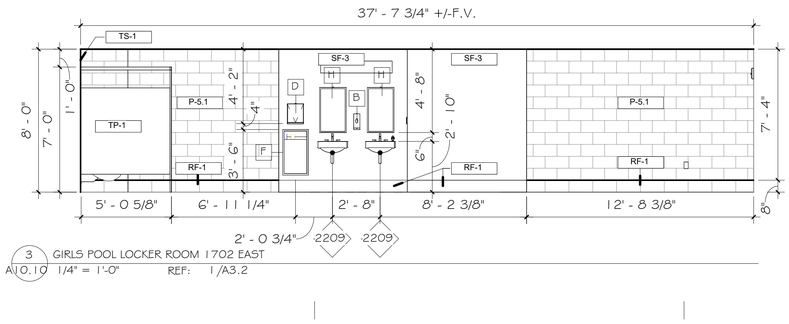


3 GIRLS POOL LOCKER ROOM 1702 EAST
A10.10 1/4" = 1'-0" REF: 1/A3.2

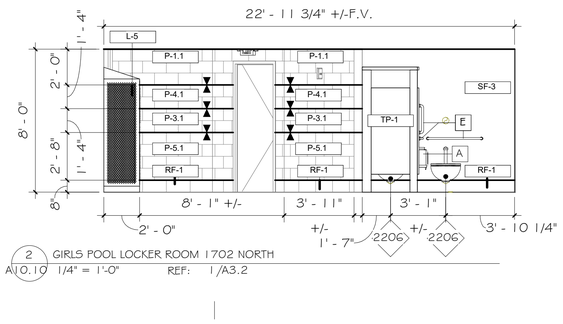


2 GIRLS POOL LOCKER ROOM 1702 NORTH
A10.10 1/4" = 1'-0" REF: 1/A3.2

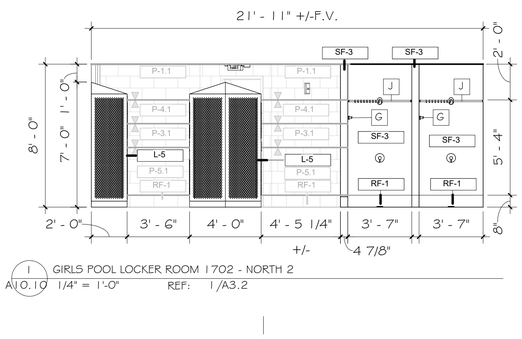


1 GIRLS POOL LOCKER ROOM 1702 - NORTH 2
A10.10 1/4" = 1'-0" REF: 1/A3.2

| KEYNOTE LEGEND | |
|---|---|
| KEY VALUE | KEYNOTE TEXT |

| | |
|---|---|
| 1112 | LOCKER FILLER PANEL |
| 2206 | TOILET, SEE PLUMBING DRAWINGS |
| 2209 | ADA STYLE WALL HUNG SINK |

RESTROOM ACCESSORY SCHEDULE - SEE ALSO SPEC SECTION 102800

| TYPE MARK | PRODUCT TYPE | MANUFACTURER | MODEL NUMBER | STYLE | PROVIDER/ INSTALLER |
|---|---|---|---|---|---|
| A | TOILET PAPER DISPENSER | KIMBERLY-CLARK | 9551 | DOUBLE JUMBO ROLL | CP/CI |
| B | HAND SOAP DISPENSER | GOJO INDUSTRIES | 5155-06 | --- | CP/CI |
| C | SANITARY NAPKIN DISPOSAL | CONTINENTAL MANUFACTURING | 21501506 | --- | CP/CI |
| D | PAPER TOWEL DISPENSER | GEORGIA-PACIFIC LLC | 54338 | --- | CP/CI |
| E | GRAB BARS | BOBRICK | B-5806 SERIES | STRAIGHT GRAB BARS, 1-1/4" DIAMETER | CP/CI |
| F | WASTE RECEPTACLE | BOBRICK WASHROOM | B-3644 | --- | CP/CI |
| G | TOWEL HOOK | BOBRICK WASHROOM | B-6777 SATIN | | CP/CI |
| H | ANGLED MIRROR | BOBRICK WASHROOM | B-293 1830 SATIN | --- | CP/CI |
| J | HEAVY DUTY SHOWER CURTAIN ROD W/VINYL SHOWER CURTAIN 204-2 & (7) HOOKS 204-1 | BOBRICK WASHROOM | B-6107 SERIES | --- | CP/CI |
| K | UTILITY SHELF WITH RAG HOOKS AND BROOM HOLDERS | BOBRICK | B-224 X 36 | --- | CP/CI |
| L | SHOWER SEAT | BOBRICK | B-5181 | REVERSIBLE FOLDER SHOWER SEAT, IVORY PHENOLIC AND SATIN FINISH | CP/CI |
| M | GRAB BARS | BOBRICK | B-5806 SERIES | STRAIGHT GRAB BARS, 1-1/4" DIAMETER | CP/CI |
| N | BABY CHANGING STATION | KOALA KARE | KB300-05 | KB300-05 BABY CHANGING STATION HORIZONTAL DESIGN | CP/CI |
| O | HAND DRYER | EXCEL DRYER INC | XL-BW-ECO | PLASTIC, WHITE, XLERATORECO | CP/CI |


bond architects
222 SOUTH CENTRAL AVE.
SUITE# 501
ST. LOUIS, MO 63105
TEL: 314.863.4994
FAX: 314.863.4996
www.bondarchitectsinc.com
Bond Architects, Inc.
Missouri State Certificate of Authority # 2009027409

**Cole & Associates, Inc.**
Civil Engineer
Consultant Project #26-0064
Certificate of Authority #001165
401 S. 18th St., Suite 200
St. Louis, MO 63103
314.984.9887 tel

**CASE Engineering, Inc.**
Structural Engineer
Consultant Project BDA-MO-06-26
Certificate of Authority #001498
796 Merus Ct.
Fenton, MO 63026
636.349.1600 tel

**RTM Engineering Consultants**
MEP Engineer
Consultant Project #26.B00203.2171
Certificate of Authority #2002028690
3701 S. Lindbergh Blvd.
St. Louis, MO 63127
314.725.5889 tel

**PINCHIN, LLC**
Hazardous Materials Consultant
Consultant Project #R262.00457.006
2 Cityplace Drive, Suite 195
St. Louis, MO 63141
314.230.0182 tel


West High School
14653 Clayton Rd., Ballwin, MO 63011
Parkway PN #5425001B
Building Renovation & Site Improvements

Parkway School District
363 N. Woods Mill Rd., Chesterfield, MO 63017
314.415.8231 tel

Project No: 26022

Revisions

| No. | Description | Date |
|---|---|---|
| | | |
| | | |
| | | |
| | | |
| | | |
| | | |


This drawing and the details on it are the sole property of the architect and may be used for this specific project only. It shall not be loaned, copied or reproduced, in whole or in part, or for any other purpose or project without the written consent of the Architect. Copyright © 2026 by Bond Architects, Inc.


STATE OF MISSOURI
MICHELLE R. WELLS
NUMBER A-2021031961
ARCHITECT
11/5/26

The Professional Architects seal affixed to this sheet applies only to the material and items shown on this sheet. All drawings, instruments or other documents not exhibiting this seal shall not be considered prepared by this architect, and this architect expressly disclaims any and all responsibility for such plan, drawings or documents not exhibiting this seal.

DATE: 11.05.2026

BID / PERMIT SET

# INTERIOR ELEVATIONS

A10.10

10/28/2026 11:11:02 AM

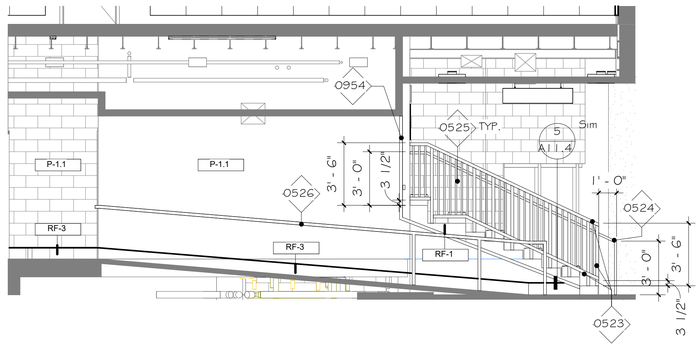


4 POOL SEATING HANDRAIL & GUARDRAIL ELEVATION AT RAMP
A10.11 1/4" = 1'-0" REF: 1/A2.1B

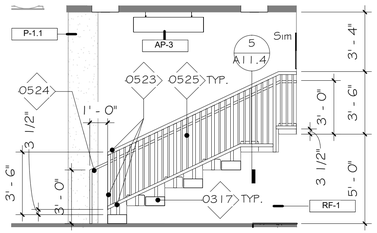


5 POOL SEATING HAND RAIL & GUARDRAIL ELEVATION
A10.11 1/4" = 1'-0" REF: 1/A2.1B

| KEYNOTE LEGEND | |
|---|---|
| KEY VALUE | KEYNOTE TEXT |
| 0317 | INSTALL INTERMEDIATE AISLE STEPS ON EXISTING STAIRS. SEE STRUCTURAL |
| 0523 | 2" DIAMETER CLEAR ANODIZED ALUMINUM PIPE RAIL |
| 0524 | 1 ½" DIAMETER CLEAR ANODIZED ALUMINUM PIPE RAIL |
| 0525 | 1" DIAMETER CLEAR ANODIZED ALUMINUM PIPE RAIL |
| 0526 | EXISTING ALUMINUM PIPE RAIL TO REMAIN. CONTRACTOR TO CLEAN RAILING |
| 0954 | EXISTING TRANSITION STIP TO REMAIN. CLEAN TO LIKE NEW CONDITION. |
| 1023 | INSTALL SR SMITH STARTING BLOCK, LEGACY SP 9999A, IN ORIGINAL STARTING BLOCK LOCATIONS. STARTING BLOCKS TO HAVE CUSTOM SCHOOL GRAPHICS, NUMBERING, AND LOGOS |
| 1029 | FIXED INTERKAL BLEACHER SEAT |
| 02122 | REMOVE & SALVAGE EXISTING BENCHES FOR REINSTALLATION. PROTECT DURING ALL PHASES OF CONSTRUCTION |

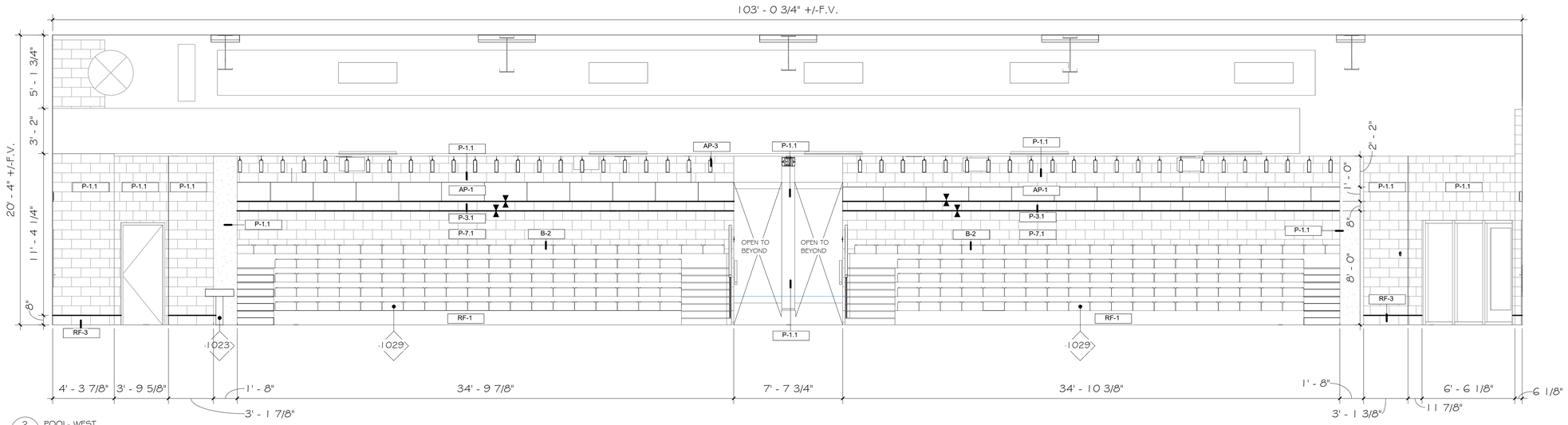


2 POOL- WEST
A10.11 1/4" = 1'-0" REF: 1/A2.1B

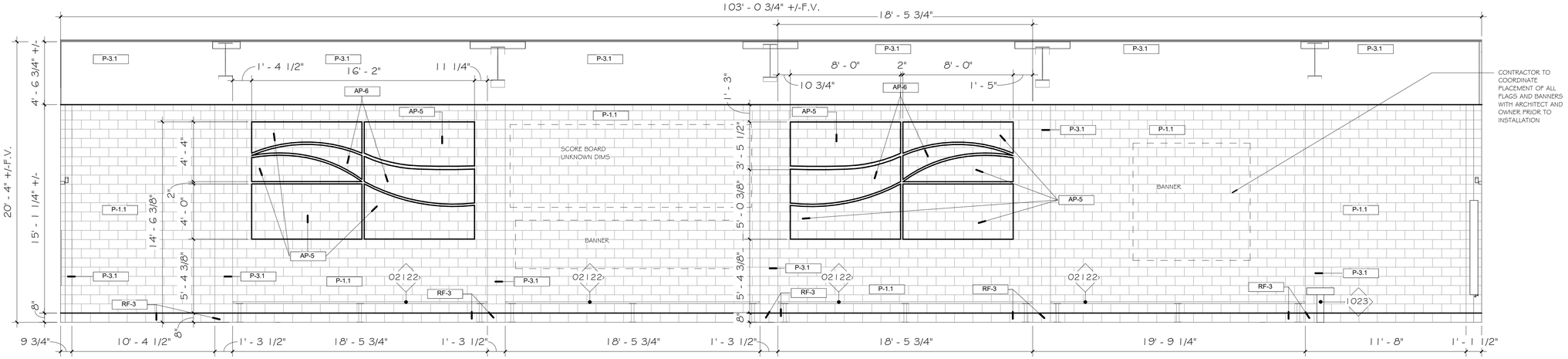


1 POOL EAST
A10.11 1/4" = 1'-0" REF: 1/A2.1B


**bond architects**
222 SOUTH CENTRAL AVE.
SUITE# 501
ST. LOUIS, MO 63105
TEL: 314.863.4994
FAX: 314.863.4996
www.bondarchitectsinc.com
Bond Architects, Inc.
Missouri State Certificate of Authority # 2009027409

**Cole & Associates, Inc.**
Civil Engineer
Consultant Project #26-0064
Certificate of Authority #001165
401 S. 18th St., Suite 200
St. Louis, MO 63103
314.984.9887 tel

**CASE Engineering, Inc.**
Structural Engineer
Consultant Project BDA-MO-06-26
Certificate of Authority #001498
798 Merus Ct.
Fenton, MO 63026
636.349.1600 tel

**RTM Engineering Consultants**
MEP Engineer
Consultant Project #26.B00203.2171
Certificate of Authority #2002028690
3701 S. Lindbergh Blvd.
St. Louis, MO 63127
314.725.5889 tel

**PINCHIN, LLC**
Hazardous Materials Consultant
Consultant Project #R262.00457.006
2 Cityplace Drive, Suite 195
St. Louis, MO 63141
314.230.0182 tel


West High School
14653 Clayton Rd., Ballwin, MO 63011
Parkway PN #542501B
Building Renovation & Site Improvements

Parkway School District
363 N. Woods Mill Rd., Chesterfield, MO 63017
314.415.8231 tel

Project No: 26022

Revisions

| No. | Description | Date |
|---|---|---|
| | | |


This drawing and the details on it are the sole property of the architect and may be used for this specific project only. It shall not be loaned, copied or reproduced, in whole or in part, or for any other purpose or project without the written consent of the Architect.
Copyright © 2026 by Bond Architects, Inc.


STATE OF MISSOURI
MICHELLE R. WELLS
NUMBER A-2021031961
ARCHITECT
11/5/26

The Professional Architects seal affixed to this sheet applies only to the material and items shown on this sheet. All drawings, instruments or other documents not exhibiting this seal shall not be considered prepared by this architect, and this architect expressly disclaims any and all responsibility for such plan, drawings or documents not exhibiting this seal.

DATE: 11.05.2026

BID / PERMIT SET

INTERIOR ELEVATIONS

A10.11

10/28/2026 11:11:10 AM

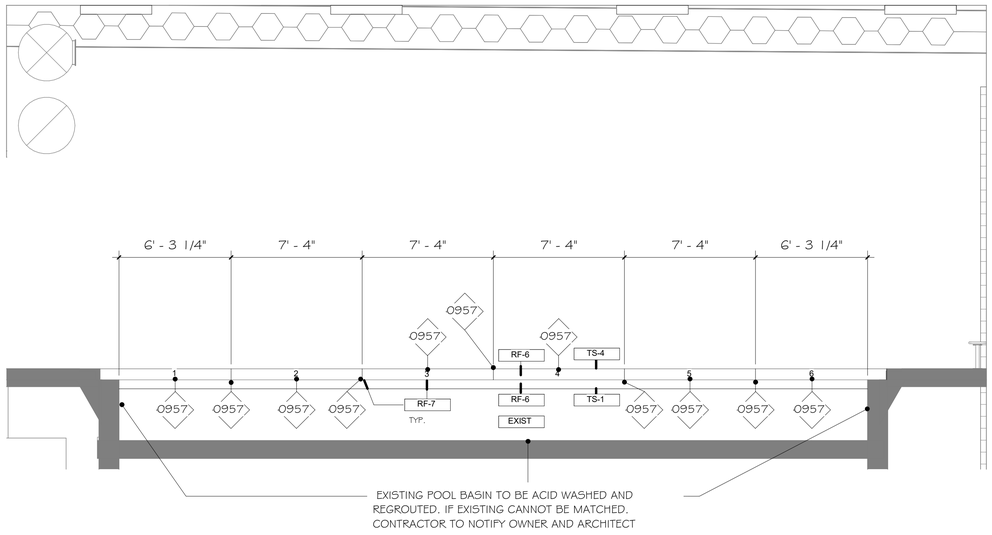


1 POOL GUTTER NORTH
A10.12 1/4" = 1'-0" REF: 1/A2.1B

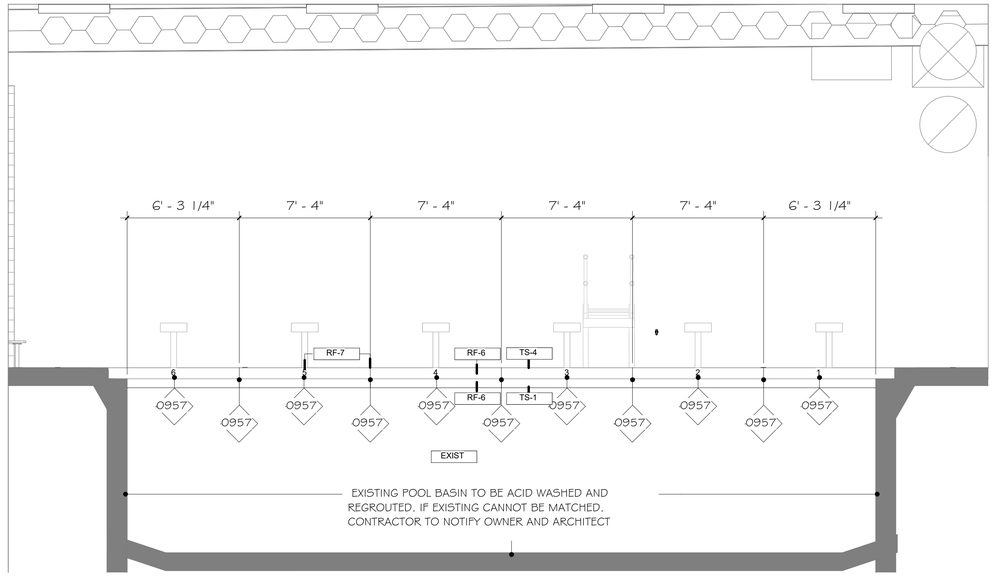


2 POOL GUTTER SOUTH
A10.12 1/4" = 1'-0" REF: 1/A2.1B

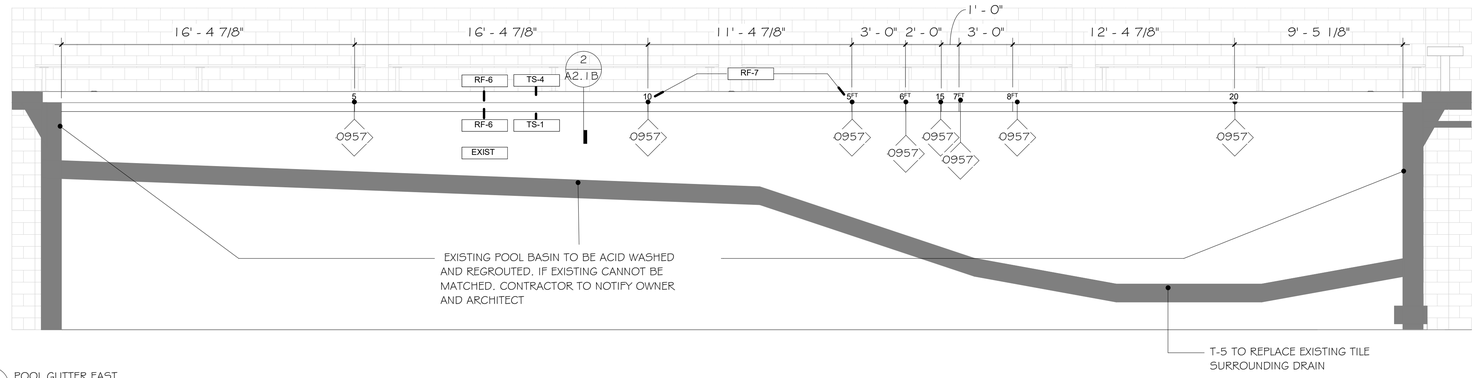


3 POOL GUTTER EAST
A10.12 1/4" = 1'-0" REF: 1/A2.1B

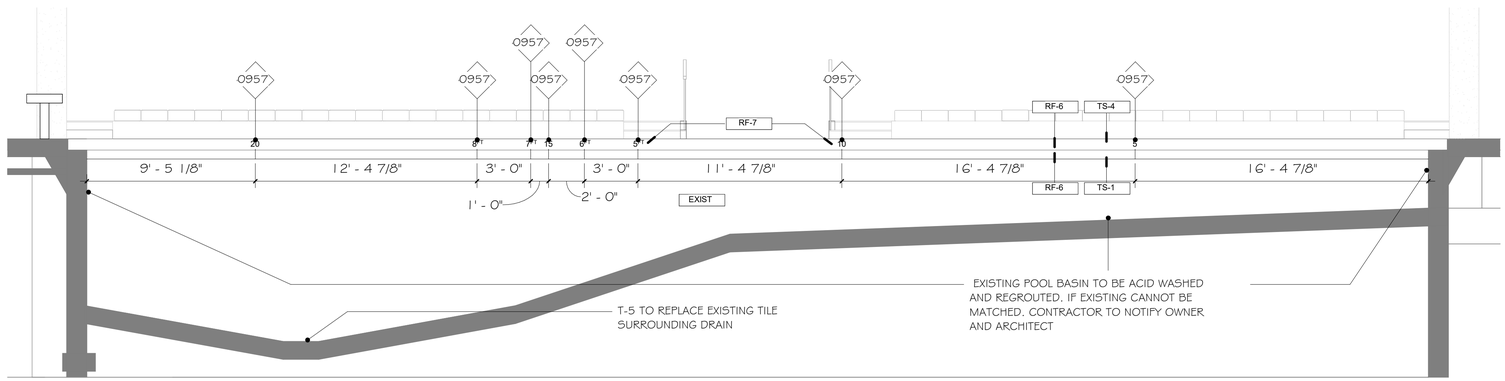


4 POOL GUTTER WEST
A10.12 1/4" = 1'-0" REF: 1/A2.1B

10/28/2026 11:11:14 AM

bond architects
222 SOUTH CENTRAL AVE.
SUITE# 501
ST. LOUIS, MO 63105
TEL: 314.863.4994
FAX: 314.863.4996
www.bondarchitectsinc.com
Bond Architects, Inc.
Missouri State Certificate of Authority # 2009027409

**Cole & Associates, Inc.**
Civil Engineer
Consultant Project #26-0064
Certificate of Authority #001165
401 S. 18th St., Suite 200
St. Louis, MO 63103
314.984.9887 tel

**CASE Engineering, Inc.**
Structural Engineer
Consultant Project BDA-MO-06-26
Certificate of Authority #001498
798 Merus Ct.
Fenton, MO 63026
636.349.1600 tel

**RTM Engineering Consultants**
MEP Engineer
Consultant Project #26.B00203.2171
Certificate of Authority #2002028690
3701 S. Lindbergh Blvd.
St. Louis, MO 63127
314.725.5889 tel

**PINCHIN, LLC**
Hazardous Materials Consultant
Consultant Project #R262.00457.006
2 Cityplace Drive, Suite 195
St. Louis, MO 63141
314.230.0182 tel

West High School
14653 Clayton Rd., Ballwin, MO 63011
Parkway PN #542501B
Building Renovation & Site Improvements

Parkway School District
363 N. Woods Mill Rd., Chesterfield, MO 63017
314.415.8231 tel

Project No: 26022

Revisions

| No. | Description | Date |
|---|---|---|
| | | |
| | | |
| | | |
| | | |
| | | |
| | | |

This drawing and the details on it are the sole property of the architect and may be used for this specific project only. It shall not be loaned, copied or reproduced, in whole or in part, or for any other purpose or project without the written consent of the Architect.
Copyright © 2026 by Bond Architects, Inc.

STATE OF MISSOURI
MICHELLE R. WELLS
NUMBER A-2021031961
ARCHITECT
11/5/26

The Professional Architects seal affixed to this sheet applies only to the material and items shown on this sheet. All drawings, instruments or other documents not exhibiting this seal shall not be considered prepared by this architect, and this architect expressly disclaims any and all responsibility for such plan, drawings or documents not exhibiting this seal.

DATE: 11.05.2026

BID / PERMIT SET

INTERIOR ELEVATIONS

A10.12

SCALE: 3" = 1'-0" 1 0.5 0 0.25

SCALE: 1 1/2" = 1'-0" 2 1 0.5 0

SCALE: 1" = 1'-0" 2 1 0

SCALE: 3/4" = 1'-0" 3 2 1 0

SCALE: 1/2" = 1'-0" 4 2 1 0

SCALE: 1/4" = 1'-0" 8 4 2 0

SCALE: 1/8" = 1'-0" 16 8 4 0

SCALE: 1/16" = 1'-0" 32 16 8 0

10/28/2026 11:11:23 AM

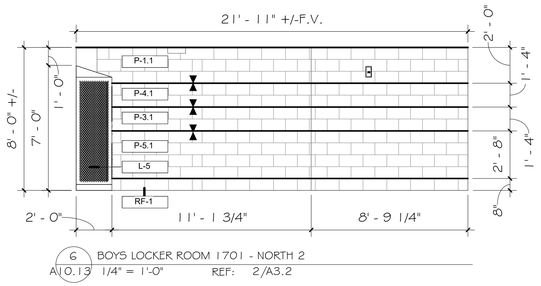


6 BOYS LOCKER ROOM 1701 - NORTH 2
A10.13 1/4" = 1'-0" REF: 2/A3.2

| RESTROOM ACCESSORY SCHEDULE - SEE ALSO SPEC SECTION 102800 | | | | | |
|---|---|---|---|---|---|
| TYPE MARK | PRODUCT TYPE | MANUFACTURER | MODEL NUMBER | STYLE | PROVIDER/ INSTALLER |
| A | TOILET PAPER DISPENSER | KIMBERLY-CLARK | 9551 | DOUBLE JUMBO ROLL | CP/CI |
| B | HAND SOAP DISPENSER | GOJO INDUSTRIES | 5155-06 | --- | CP/CI |
| C | SANITARY NAPKIN DISPOSAL | CONTINENTAL MANUFACTURING | 21501506 | --- | CP/CI |
| D | PAPER TOWEL DISPENSER | GEORGIA-PACIFIC LLC | 54338 | --- | CP/CI |
| E | GRAB BARS | BOBRICK | B-5806 SERIES | STRAIGHT GRAB BARS, 1-1/4" DIAMETER | CP/CI |
| F | WASTE RECEPTACLE | BOBRICK WASHROOM | B-3644 | --- | CP/CI |
| G | TOWEL HOOK | BOBRICK WASHROOM | B-6777 SATIN | | CP/CI |
| H | ANGLED MIRROR | BOBRICK WASHROOM | B-293 1830 SATIN | --- | CP/CI |
| J | HEAVY DUTY SHOWER CURTAIN ROD W/VINYL SHOWER CURTAIN 204-2 & (7) HOOKS 204-1 | BOBRICK WASHROOM | B-6107 SERIES | --- | CP/CI |
| K | UTILITY SHELF WITH RAG HOOKS AND BROOM HOLDERS | BOBRICK | B-224 X 36 | --- | CP/CI |
| L | SHOWER SEAT | BOBRICK | B-5181 | REVERSIBLE FOLDER SHOWER SEAT, IVORY PHENOLIC AND SATIN FINISH | CP/CI |
| M | GRAB BARS | BOBRICK | B-5806 SERIES | STRAIGHT GRAB BARS, 1-1/4" DIAMETER | CP/CI |
| N | BABY CHANGING STATION | KOALA KARE | KB300-05 | KB300-05 BABY CHANGING STATION HORIZONTAL DESIGN | CP/CI |
| O | HAND DRYER | EXCEL DRYER INC | XL-BW-ECO | PLASTIC, WHITE, XLERATORECO | CP/CI |

| KEYNOTE LEGEND | |
|---|---|
| KEY VALUE | KEYNOTE TEXT |
| 0263 | EXISTING DIVING BOARD & PODIUM TO REMAIN IN PLACE. PROTECT DURING ALL PHASES OF CONSTRUCTION |
| 1006 | FIRE EXTINGUISHER CABINET |
| 1023 | INSTALL SR SMITH STARTING BLOCK, LEGACY SP 9999A, IN ORIGINAL STARTING BLOCK LOCATIONS. STARTING BLOCKS TO HAVE CUSTOM SCHOOL GRAPHICS, NUMBERING, AND LOGOS |
| 1029 | FIXED INTERKAL BLEACHER SEAT |
| 02121 | EXISTING WHITEBOARD TO REMAIN. PROTECT DURING ALL PHASES OF CONSTRUCTION |
| 02122 | REMOVE & SALVAGE EXISTING BENCHES FOR REINSTALLATION. PROTECT DURING ALL PHASES OF CONSTRUCTION |
| 2206 | TOILET, SEE PLUMBING DRAWINGS |

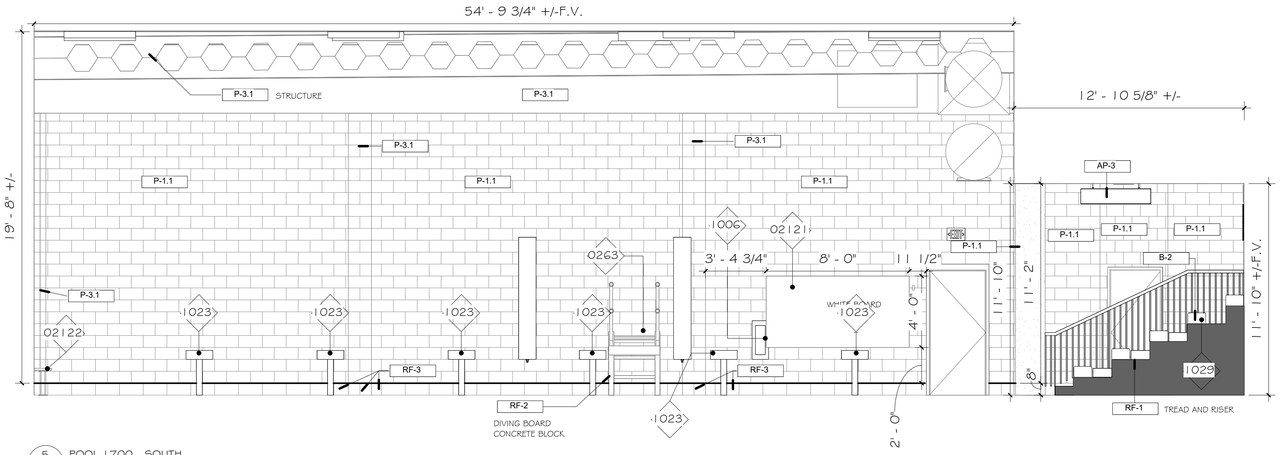


5 POOL 1700 - SOUTH
A10.13 1/4" = 1'-0" REF: 1/A2.1B

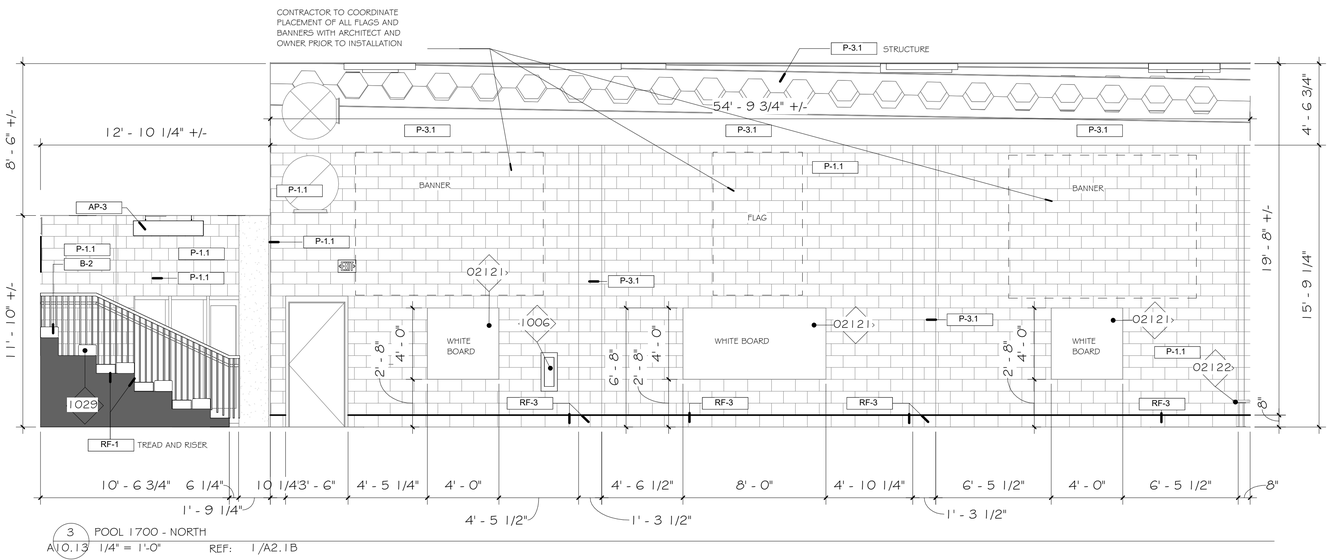


3 POOL 1700 - NORTH
A10.13 1/4" = 1'-0" REF: 1/A2.1B

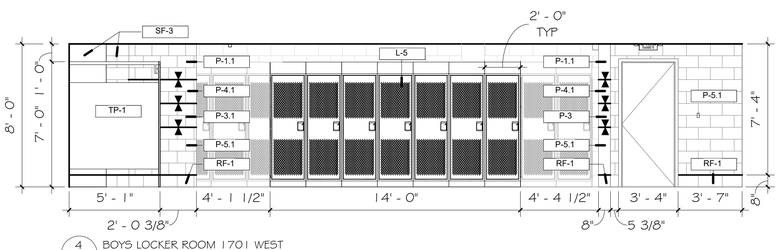


4 BOYS LOCKER ROOM 1701 WEST
A10.13 1/4" = 1'-0" REF: 2/A3.2

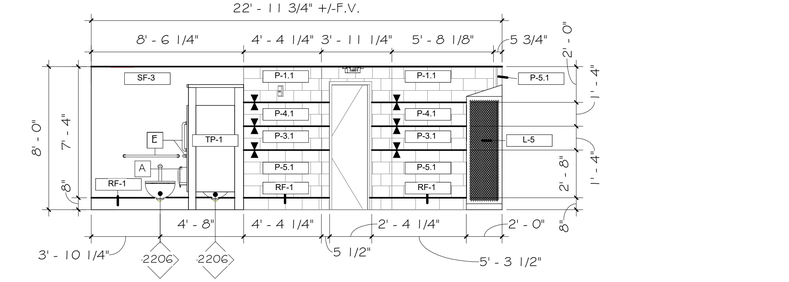


2 BOYS LOCKER ROOM 1701 SOUTH 2
A10.13 1/4" = 1'-0" REF: 2/A3.2

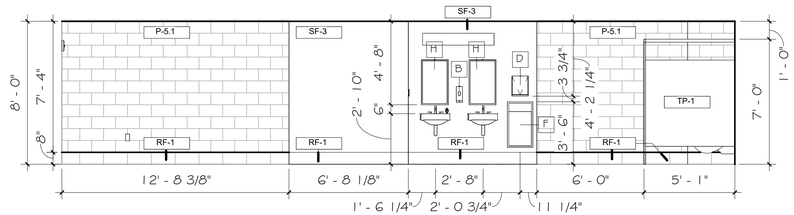


1 BOYS LOCKER ROOM 1701 EAST
A10.13 1/4" = 1'-0" REF: 2/A3.2


**bond architects**
222 SOUTH CENTRAL AVE.
SUITE# 501
ST. LOUIS, MO 63105
TEL: 314.863.4994
FAX: 314.863.4996
www.bondarchitectsinc.com
Bond Architects, Inc.
Missouri State Certificate of Authority # 2009027409

**Cole & Associates, Inc.**
Civil Engineer
Consultant Project #26-0064
Certificate of Authority #001165
401 S. 18th St., Suite 200
St. Louis, MO 63103
314.984.9887 tel

**CASE Engineering, Inc.**
Structural Engineer
Consultant Project BDA-MO-06-26
Certificate of Authority #001498
796 Merus Ct.
Fenton, MO 63026
636.349.1600 tel

**RTM Engineering Consultants**
MEP Engineer
Consultant Project #26.B00203.2171
Certificate of Authority #2002028690
3701 S. Lindbergh Blvd.
St. Louis, MO 63127
314.725.5889 tel

**PINCHIN, LLC**
Hazardous Materials Consultant
Consultant Project #R262.00457.006
2 Cityplace Drive, Suite 195
St. Louis, MO 63141
314.230.0182 tel


West High School
14653 Clayton Rd., Ballwin, MO 63011
Parkway PN #542501B
Building Renovation & Site Improvements

Parkway School District
363 N. Woods Mill Rd., Chesterfield, MO 63017
314.415.8231 tel

Project No: 26022

Revisions

| No. | Description | Date |
|---|---|---|
| | | |


This drawing and the details on it are the sole property of the architect and may be used for this specific project only. It shall not be loaned, copied or reproduced, in whole or in part, or for any other purpose or project without the written consent of the Architect.
Copyright © 2026 by Bond Architects, Inc.


STATE OF MISSOURI
MICHELLE R. WELLS
NUMBER A-2021031961
ARCHITECT
11/5/26

The Professional Architects seal affixed to this sheet applies only to the material and items shown on this sheet. All drawings, instruments or other documents not exhibiting this seal shall not be considered prepared by this architect, and this architect expressly disclaims any and all responsibility for such plan, drawings or documents not exhibiting this seal.

DATE: 11.05.2026

BID / PERMIT SET

# INTERIOR ELEVATIONS

A10.13

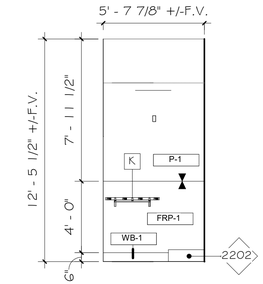


12 JANITOR 1213 - WEST
A10.14 1/4" = 1'-0" REF: 3/A3.2

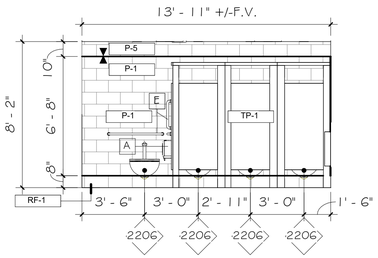


11 GIRLS RESTROOM 1214 WEST
A10.14 1/4" = 1'-0" REF: 3/A3.2

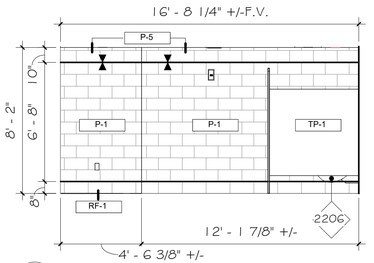


10 GIRLS RESTROOM 1214 SOUTH
A10.14 1/4" = 1'-0" REF: 3/A3.2

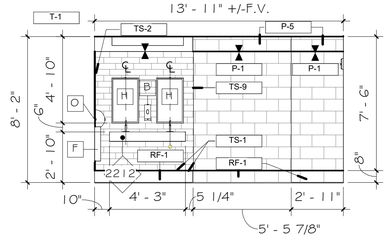


9 GIRLS RESTROOM 1214 EAST
A10.14 1/4" = 1'-0" REF: 3/A3.2

| RESTROOM ACCESSORY SCHEDULE - SEE ALSO SPEC SECTION 102800 | | | | | |
|---|---|---|---|---|---|
| TYPE MARK | PRODUCT TYPE | MANUFACTURER | MODEL NUMBER | STYLE | PROVIDER/ INSTALLER |
| A | TOILET PAPER DISPENSER | KIMBERLY-CLARK | 9551 | DOUBLE JUMBO ROLL | CP/CI |
| B | HAND SOAP DISPENSER | GOJO INDUSTRIES | 5155-06 | --- | CP/CI |
| C | SANITARY NAPKIN DISPOSAL | CONTINENTAL MANUFACTURING | 2150I506 | --- | CP/CI |
| D | PAPER TOWEL DISPENSER | GEORGIA-PACIFIC LLC | 54338 | --- | CP/CI |
| E | GRAB BARS | BOBRICK | B-5806 SERIES | STRAIGHT GRAB BARS, 1-1/4" DIAMETER | CP/CI |
| F | WASTE RECEPTACLE | BOBRICK WASHROOM | B-3644 | --- | CP/CI |
| G | TOWEL HOOK | BOBRICK WASHROOM | B-6777 SATIN | | CP/CI |
| H | ANGLED MIRROR | BOBRICK WASHROOM | B-293 1830 SATIN | --- | CP/CI |
| J | HEAVY DUTY SHOWER CURTAIN ROD W/VINYL SHOWER CURTAIN 204-2 & (7) HOOKS 204-1 | BOBRICK WASHROOM | B-6107 SERIES | --- | CP/CI |
| K | UTILITY SHELF WITH RAG HOOKS AND BROOM HOLDERS | BOBRICK | B-224 X 36 | --- | CP/CI |
| L | SHOWER SEAT | BOBRICK | B-5181 | REVERSIBLE FOLDER SHOWER SEAT, IVORY PHENOLIC AND SATIN FINISH | CP/CI |
| M | GRAB BARS | BOBRICK | B-5806 SERIES | STRAIGHT GRAB BARS, 1-1/4" DIAMETER | CP/CI |
| N | BABY CHANGING STATION | KOALA KARE | KB300-05 | KB300-05 BABY CHANGING STATION HORIZONTAL DESIGN | CP/CI |
| O | HAND DRYER | EXCEL DRYER INC | XL-BW-ECO | PLASTIC, WHITE, XLERATORECO | CP/CI |

| KEYNOTE LEGEND | |
|---|---|
| KEY VALUE | KEYNOTE TEXT |
| 1026 | ADD NEW WALL PADS |
| 02105 | EXISTING MECHANICAL |
| 02125 | CLEAN EXISTING GRATE TO LIKE NEW CONDITION |
| 2202 | MOP SINK, SEE FINISH PLAN FOR WALL PROTECTION, SEE PLUMBING DRAWINGS FOR FIXTURE |
| 2206 | TOILET, SEE PLUMBING DRAWINGS |
| 2207 | URINAL, SEE PLUMBING DRAWINGS |
| 2212 | TROUGH-STYLE SINK, SEE PLUMBING DRAWINGS |

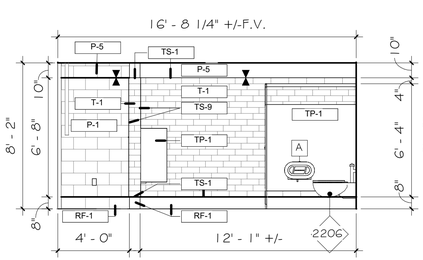


8 BOYS RESTROOM 1215 SOUTH
A10.14 1/4" = 1'-0" REF: 3/A3.2

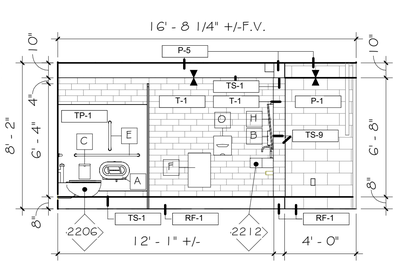


7 GIRLS RESTROOM 1214 NORTH
A10.14 1/4" = 1'-0" REF: 3/A3.2

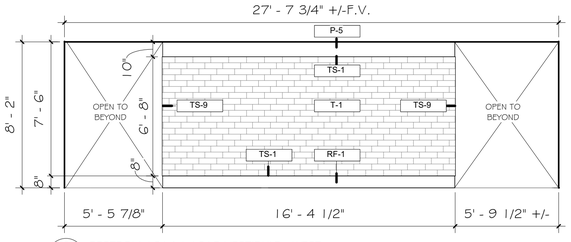


6 RESTROM 1214 & 1215 VESTIBULE - WEST
A10.14 1/4" = 1'-0" REF: 3/A3.2

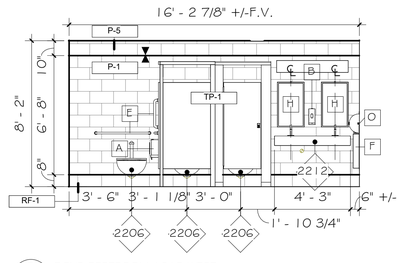


5 BOYS RESTROOM 1215 WEST
A10.14 1/4" = 1'-0" REF: 3/A3.2

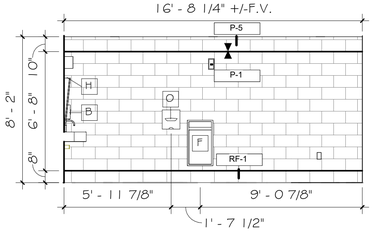


4 BOYS RESTROOM 1215 NORTH
A10.14 1/4" = 1'-0" REF: 3/A3.2

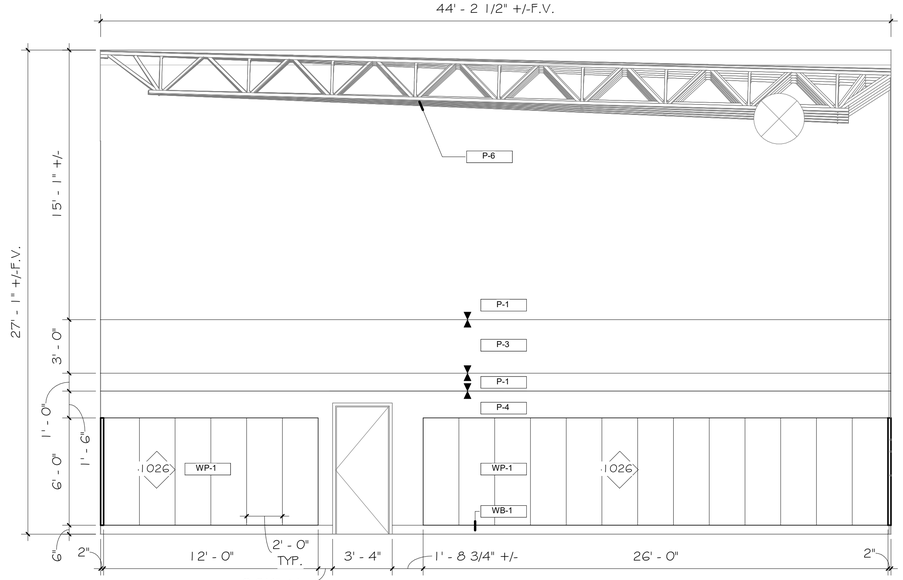


2 MULTIPURPOSE ROOM 2700 - NORTH - ALTERNATE
A10.14 1/4" = 1'-0" REF: 1/A2.2A

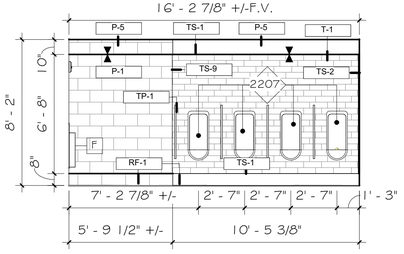


3 BOYS RESTROOM 1215 EAST
A10.14 1/4" = 1'-0" REF: 3/A3.2

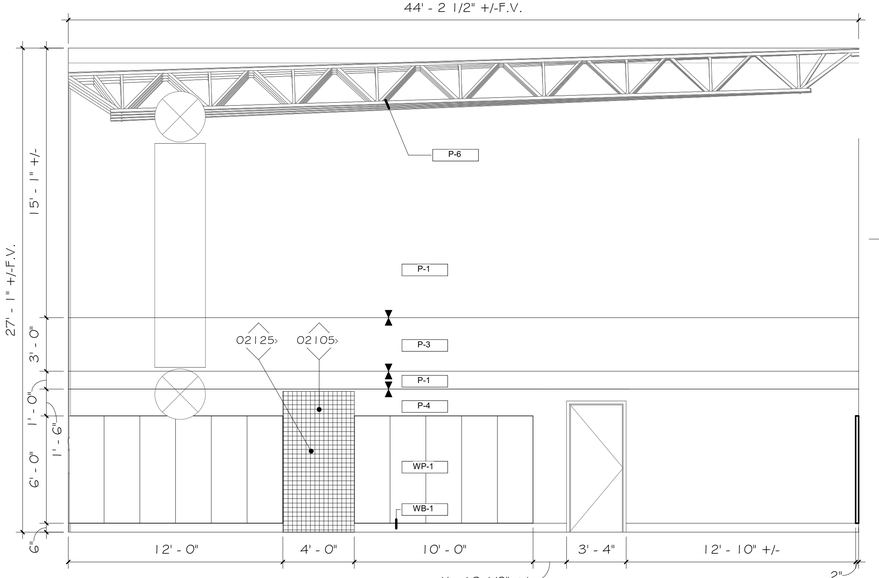


1 MULTIPURPOSE ROOM 2700 - SOUTH - ALTERNATE
A10.14 1/4" = 1'-0" REF: 1/A2.2A


bond architects
222 SOUTH CENTRAL AVE.
SUITE# 501
ST. LOUIS, MO 63105
TEL: 314.863.4994
FAX: 314.863.4996
www.bondarchitectsinc.com
Bond Architects, Inc.
Missouri State Certificate of Authority # 2009027409

**Cole & Associates, Inc.**
Civil Engineer
Consultant Project #26-0064
Certificate of Authority #001165
401 S. 18th St., Suite 200
St. Louis, MO 63103
314.984.9887 tel

**CASE Engineering, Inc.**
Structural Engineer
Consultant Project BDA-MO-06-26
Certificate of Authority #001498
798 Merus Ct.
Fenton, MO 63026
636.349.1600 tel

**RTM Engineering Consultants**
MEP Engineer
Consultant Project #26.B00203.2171
Certificate of Authority #2002028690
3701 S. Lindbergh Blvd.
St. Louis, MO 63127
314.725.5889 tel

**PINCHIN, LLC**
Hazardous Materials Consultant
Consultant Project #R262.00457.006
2 Cityplace Drive, Suite 195
St. Louis, MO 63141
314.230.0182 tel


West High School
14653 Clayton Rd., Ballwin, MO 63011
Parkway PN #5425501B
Building Renovation & Site Improvements

Parkway School District
363 N. Woods Mill Rd., Chesterfield, MO 63017
314.415.8231 tel

Project No: 26022

Revisions

| No. | Description | Date |
|---|---|---|
| | | |


This drawing and the details on it are the sole property of the architect and may be used for this specific project only. It shall not be loaned, copied or reproduced, in whole or in part, or for any other purpose or project without the written consent of the Architect. Copyright © 2026 by Bond Architects, Inc.


STATE OF MISSOURI
MICHELLE R. WELLS
NUMBER A-2021031961
ARCHITECT
11/5/26

The Professional Architects seal affixed to this sheet applies only to the material and items shown on this sheet. All drawings, instruments or other documents not exhibiting this seal shall not be considered prepared by this architect, and this architect expressly disclaims any and all responsibility for such plan, drawings or documents not exhibiting this seal.

DATE: 11.05.2026

BID / PERMIT SET

# INTERIOR ELEVATIONS

A10.14

10/28/2026 11:11:32 AM

| KEYNOTE LEGEND | |
|---|---|
| KEY VALUE | KEYNOTE TEXT |
| 1026 | ADD NEW WALL PADS |

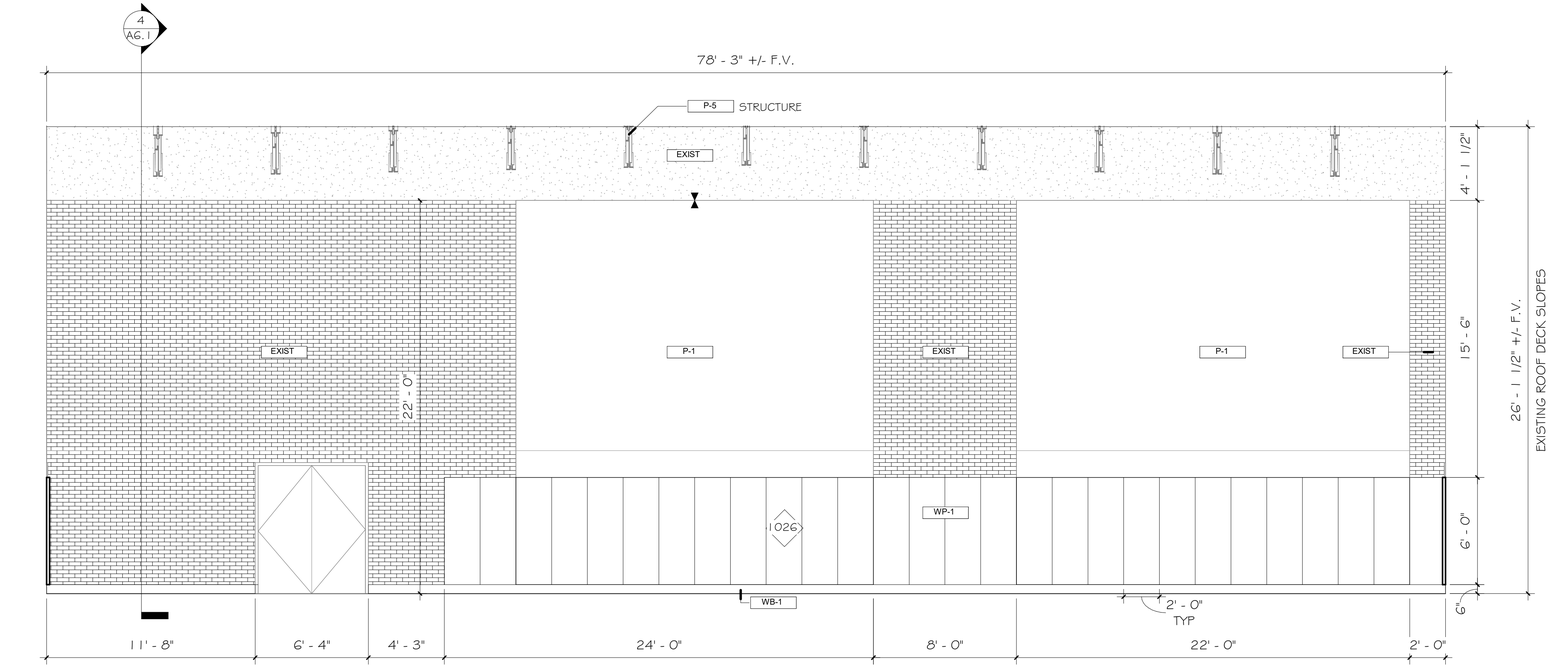


2 ALTERNATE - MULTIPURPOSE ROOM 2700 - WEST
A10.15 1/4" = 1'-0" REF: 1/A2.2A

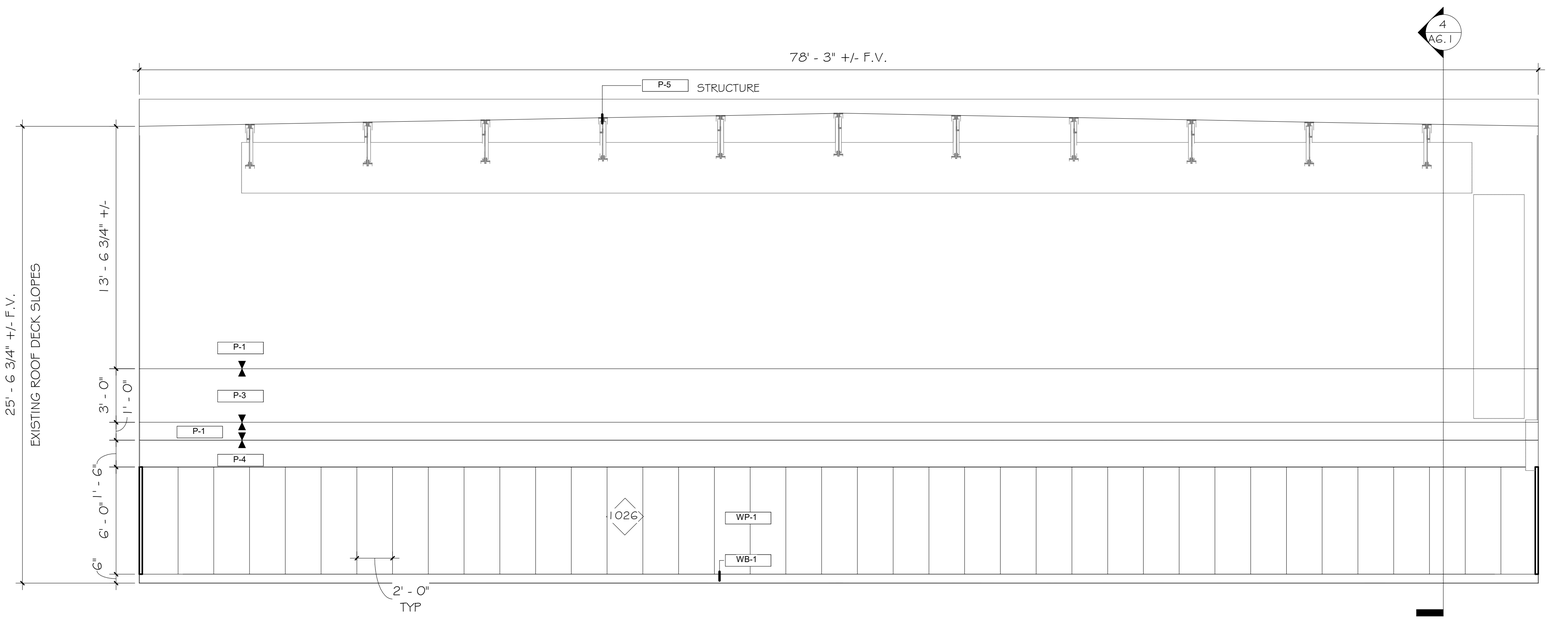


1 ALTERNATE - MULTIPURPOSE ROOM 2700 - EAST
A10.15 1/4" = 1'-0" REF: 1/A2.2A


**bond architects**
222 SOUTH CENTRAL AVE.
SUITE# 501
ST. LOUIS, MO 63105
TEL: 314.863.4994
FAX: 314.863.4996
www.bondarchitectsinc.com
Bond Architects, Inc.
Missouri State Certificate of Authority # 2009027409

**Cole & Associates, Inc.**
Civil Engineer
Consultant Project #26-0064
Certificate of Authority #001165
401 S. 18th St., Suite 200
St. Louis, MO 63103
314.984.9887 tel

**CASE Engineering, Inc.**
Structural Engineer
Consultant Project BDA-MO-06-26
Certificate of Authority #001498
798 Merus Ct.
Fenton, MO 63026
636.349.1600 tel

**RTM Engineering Consultants**
MEP Engineer
Consultant Project #26.B00203.2171
Certificate of Authority #2002028690
3701 S. Lindbergh Blvd.
St. Louis, MO 63127
314.725.5889 tel

**PINCHIN, LLC**
Hazardous Materials Consultant
Consultant Project #R262.00457.006
2 Cityplace Drive, Suite 195
St. Louis, MO 63141
314.230.0182 tel


West High School
14653 Clayton Rd., Ballwin, MO 63011
Parkway PN #5425001B
Building Renovation & Site Improvements

Parkway School District
363 N. Woods Mill Rd., Chesterfield, MO 63017
314.415.8231 tel

Project No: 26022

Revisions

| No. | Description | Date |
|---|---|---|
| | | |
| | | |
| | | |
| | | |
| | | |
| | | |


This drawing and the details on it are the sole property of the architect and may be used for this specific project only. It shall not be loaned, copied or reproduced, in whole or in part, or for any other purpose or project without the written consent of the Architect. Copyright © 2026 by Bond Architects, Inc.


STATE OF MISSOURI
MICHELLE R. WELLS
NUMBER A-2021031961
ARCHITECT
11/5/26

The Professional Architects seal affixed to this sheet applies only to the material and items shown on this sheet. All drawings, instruments or other documents not exhibiting this seal shall not be considered prepared by this architect, and this architect expressly disclaims any and all responsibility for such plan, drawings or documents not exhibiting this seal.

DATE: 11.05.2026

BID / PERMIT SET

# INTERIOR ELEVATIONS

A10.15

10/28/2026 11:11:35 AM

| KEYNOTE LEGEND | |
|---|---|
| KEY VALUE | KEYNOTE TEXT |
| 1024 | EXISTING WALL PADS. PROTECT DURING ALL PHASES OF CONSTRUCTION |
| 02123 | EXISTING BASKETBALL HOOPS TO REMAIN. PROTECT DURING ALL PHASES OF CONSTRUCTION |




2 GYM B 2606 - NORTH
A10.16 1/4" = 1'-0" REF: 2/A2.2A

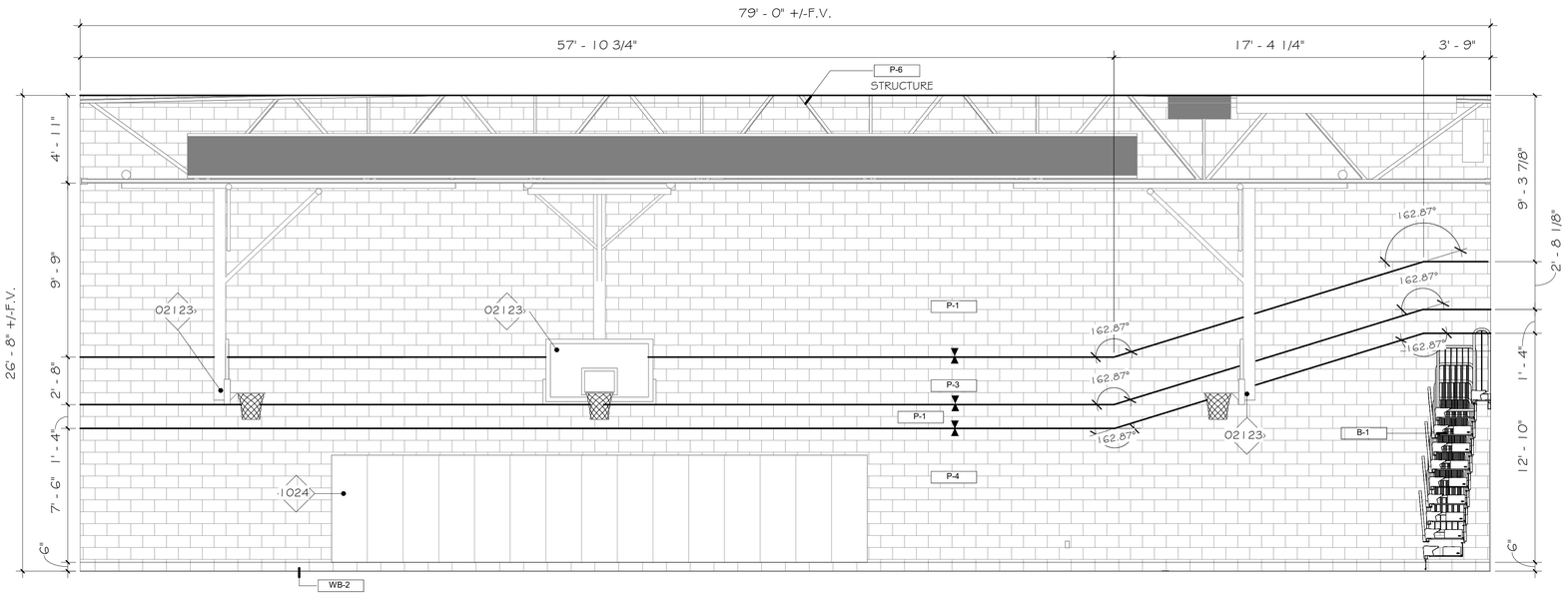


1 GYM B 2606 - EAST
A10.16 1/4" = 1'-0" REF: 2/A2.2A

10/28/2026 11:11:39 AM


bond architects
222 SOUTH CENTRAL AVE.
SUITE# 501
ST. LOUIS, MO 63105
TEL: 314.863.4994
FAX: 314.863.4996
www.bondarchitectsinc.com
Bond Architects, Inc.
Missouri State Certificate of Authority # 2009027409

**Cole & Associates, Inc.**
Civil Engineer
Consultant Project #26-0064
Certificate of Authority #001165
401 S. 18th St., Suite 200
St. Louis, MO 63103
314.984.9887 tel

**CASE Engineering, Inc.**
Structural Engineer
Consultant Project BDA-MO-06-26
Certificate of Authority #001498
798 Merus Ct.
Fenton, MO 63026
636.349.1600 tel

**RTM Engineering Consultants**
MEP Engineer
Consultant Project #26.B00203.2171
Certificate of Authority #2002028690
3701 S. Lindbergh Blvd.
St. Louis, MO 63127
314.725.5889 tel

**PINCHIN, LLC**
Hazardous Materials Consultant
Consultant Project #R262.00457.006
2 Cityplace Drive, Suite 195
St. Louis, MO 63141
314.230.0182 tel


West High School
14653 Clayton Rd., Ballwin, MO 63011
Parkway PN #542501B
Building Renovation & Site Improvements

Parkway School District
363 N. Woods Mill Rd., Chesterfield, MO 63017
314.415.8231 tel

Project No: 26022

Revisions

| No. | Description | Date |
|---|---|---|
| | | |
| | | |
| | | |
| | | |
| | | |
| | | |


This drawing and the details on it are the sole property of the architect and may be used for this specific project only. It shall not be loaned, copied or reproduced, in whole or in part, or for any other purpose or project without the written consent of the Architect.
Copyright © 2026 by Bond Architects, Inc.


STATE OF MISSOURI
MICHELLE R. WELLS
NUMBER A-2021031961
ARCHITECT
11/5/26

The Professional Architects seal affixed to this sheet applies only to the material and items shown on this sheet. All drawings, instruments or other documents not exhibiting this seal shall not be considered prepared by this architect, and this architect expressly disclaims any and all responsibility for such plan, drawings or documents not exhibiting this seal.

DATE: 11.05.2026

BID / PERMIT SET

# INTERIOR ELEVATIONS

A10.16

| KEYNOTE LEGEND | |
|---|---|
| KEY VALUE | KEYNOTE TEXT |
| 1024 | EXISTING WALL PADS. PROTECT DURING ALL PHASES OF CONSTRUCTION |
| 02123 | EXISTING BASKETBALL HOOPS TO REMAIN. PROTECT DURING ALL PHASES OF CONSTRUCTION |

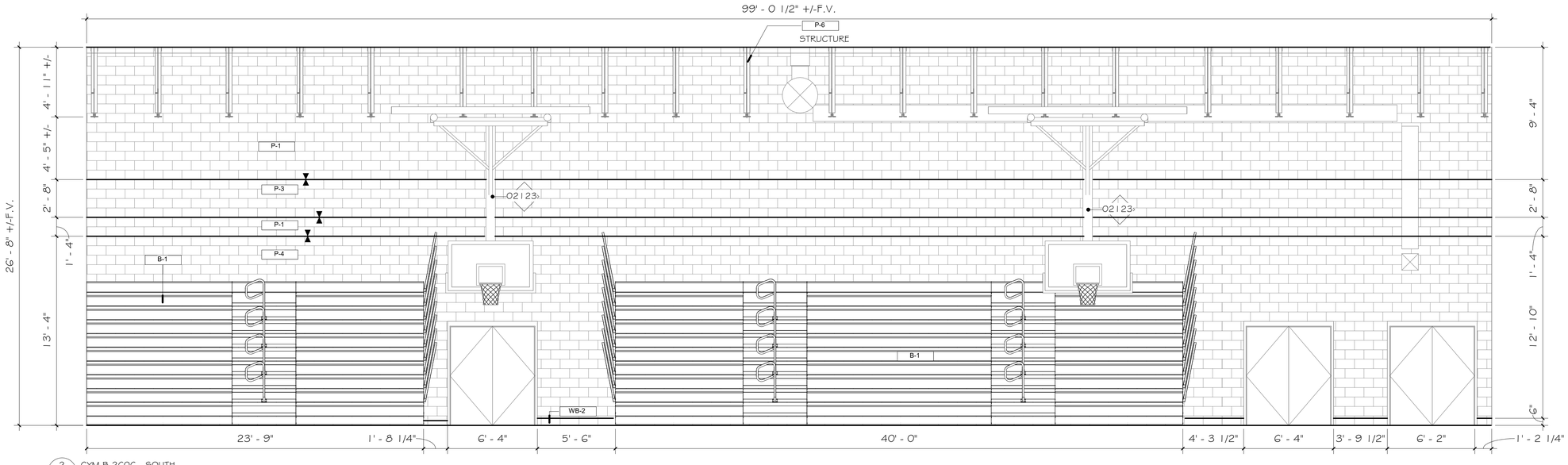


2 GYM B 2606 - SOUTH
A10.17 1/4" = 1'-0" REF: 2/A2.2A

1 A6.2

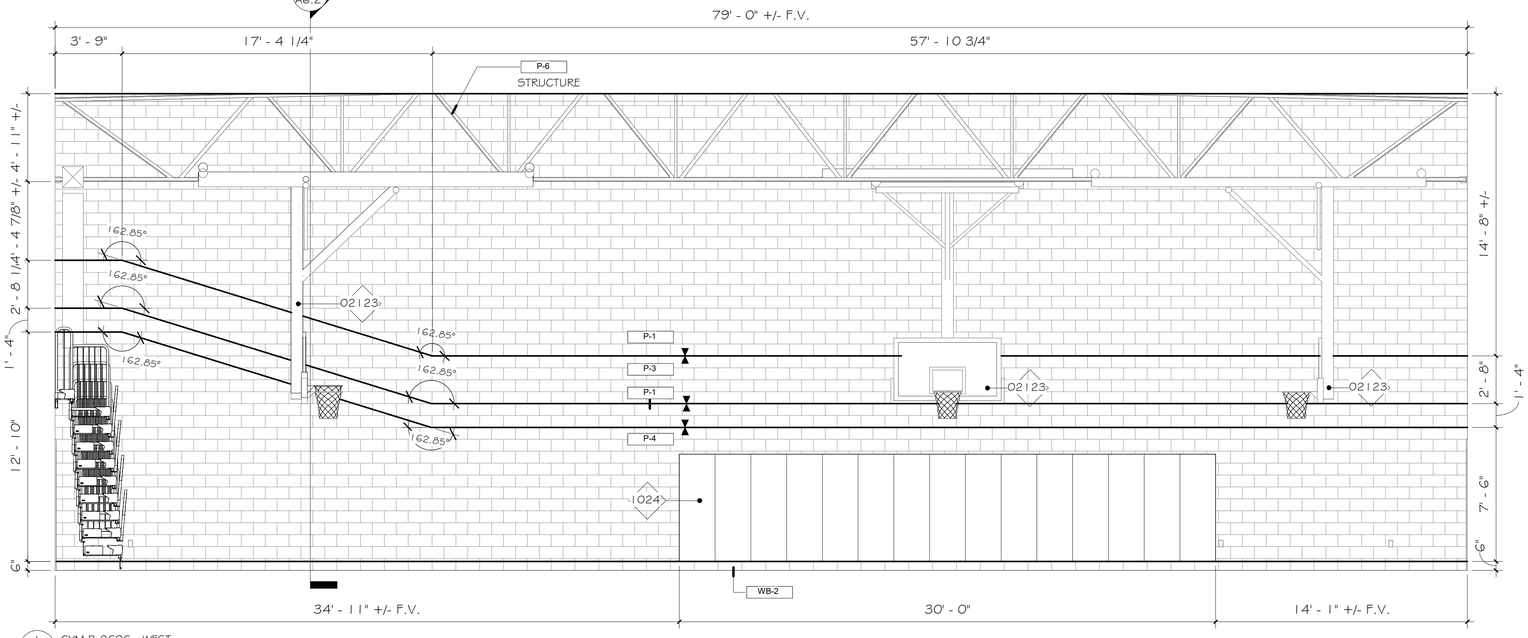


1 GYM B 2606 - WEST
A10.17 1/4" = 1'-0" REF: 2/A2.2A

10/28/2026 11:11:45 AM


**bond architects**
222 SOUTH CENTRAL AVE.
SUITE# 501
ST. LOUIS, MO 63105
TEL: 314.863.4994
FAX: 314.863.4996
www.bondarchitectsinc.com
Bond Architects, Inc.
Missouri State Certificate of Authority # 2009027409

**Cole & Associates, Inc.**
Civil Engineer
Consultant Project #26-0064
Certificate of Authority #001165
401 S. 18th St., Suite 200
St. Louis, MO 63103
314.984.9887 tel

**CASE Engineering, Inc.**
Structural Engineer
Consultant Project BDA-MO-06-26
Certificate of Authority #001498
796 Merus Ct.
Fenton, MO 63026
636.349.1600 tel

**RTM Engineering Consultants**
MEP Engineer
Consultant Project #26.B00203.2171
Certificate of Authority #2002028690
3701 S. Lindbergh Blvd.
St. Louis, MO 63127
314.725.5889 tel

**PINCHIN, LLC**
Hazardous Materials Consultant
Consultant Project #R262.00457.006
2 Cityplace Drive, Suite 195
St. Louis, MO 63141
314.230.0182 tel


West High School
14653 Clayton Rd., Ballwin, MO 63011
Parkway PN #542501B
Building Renovation & Site Improvements

Parkway School District
363 N. Woods Mill Rd., Chesterfield, MO 63017
314.415.8231 tel

Project No: 26022

Revisions

| No. | Description | Date |
|---|---|---|
| | | |


This drawing and the details on it are the sole property of the architect and may be used for this specific project only. It shall not be loaned, copied or reproduced, in whole or in part, or for any other purpose or project without the written consent of the Architect. Copyright © 2026 by Bond Architects, Inc.


STATE OF MISSOURI
MICHELLE R. WELLS
NUMBER
A-2021031961
ARCHITECT
11/5/26

The Professional Architects seal affixed to this sheet applies only to the material and items shown on this sheet. All drawings, instruments or other documents not exhibiting this seal shall not be considered prepared by this architect, and this architect expressly disclaims any and all responsibility for such plan, drawings or documents not exhibiting this seal.

DATE: 11.05.2026

BID / PERMIT SET

# INTERIOR ELEVATIONS

A10.17

SCALE: 3" = 1'-0"
0 0.25' 0.5' 1'

SCALE: 1 1/2" = 1'-0"
0 0.5' 1' 2'

SCALE: 1" = 1'-0"
0 0.5' 1' 2'

SCALE: 3/4" = 1'-0"
0 1' 2' 3'

SCALE: 1/2" = 1'-0"
0 1' 2' 4'

SCALE: 1/4" = 1'-0"
0 2' 4' 8'

SCALE: 1/8" = 1'-0"
0 4' 8' 16'

SCALE: 1/16" = 1'-0"
0 8' 16' 32'

10/28/2026 11:11:49 AM

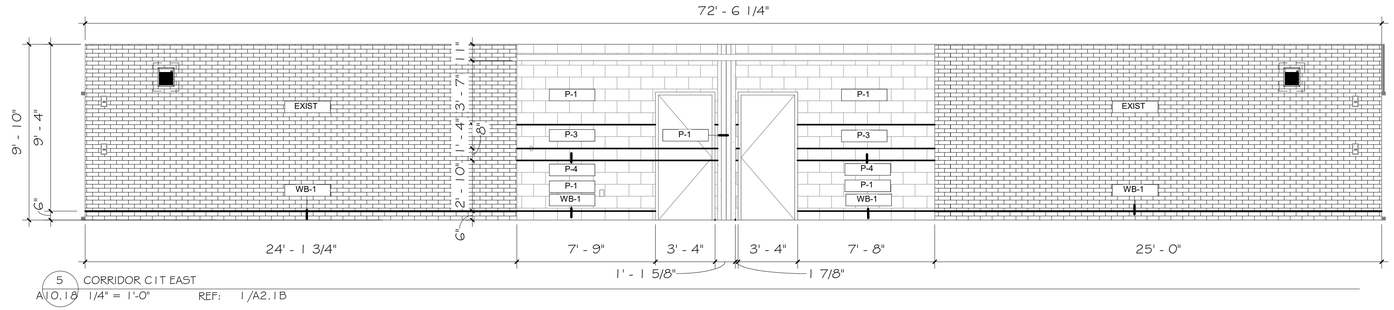


5 CORRIDOR C1T EAST
A10.18 1/4" = 1'-0" REF: 1/A2.1B

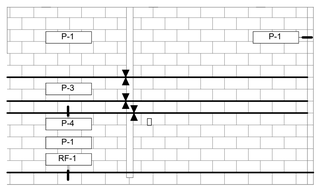


4 SWIM TEAM ROOM 1704 WEST
A10.18 1/4" = 1'-0" REF: 1/A2.1B

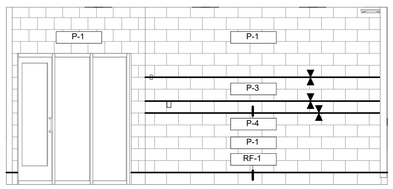


3 SWIM TEAM ROOM 1704 SOUTH
A10.18 1/4" = 1'-0" REF: 1/A2.1B

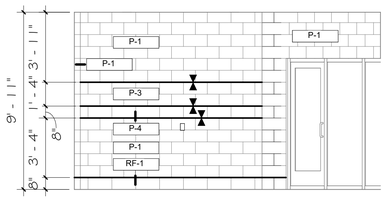


2 SWIM TEAM ROOM 1704 EAST
A10.18 1/4" = 1'-0" REF: 1/A2.1B

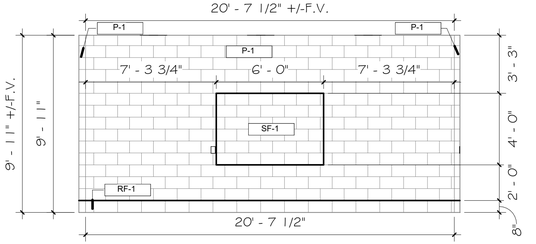


1 SWIM TEAM ROOM 1704 NORTH
A10.18 1/4" = 1'-0" REF: 1/A2.1B


bond architects
222 SOUTH CENTRAL AVE.
SUITE# 501
ST. LOUIS, MO 63105
TEL: 314.863.4994
FAX: 314.863.4996
www.bondarchitectsinc.com
Bond Architects, Inc.
Missouri State Certificate of Authority # 2009027409

**Cole & Associates, Inc.**
Civil Engineer
Consultant Project #26-0064
Certificate of Authority #001165
401 S. 18th St., Suite 200
St. Louis, MO 63103
314.984.9887 tel

**CASE Engineering, Inc.**
Structural Engineer
Consultant Project BDA-MO-06-26
Certificate of Authority #001498
798 Merus Ct.
Fenton, MO 63026
636.349.1600 tel

**RTM Engineering Consultants**
MEP Engineer
Consultant Project #26.B00203.2171
Certificate of Authority #2002028690
3701 S. Lindbergh Blvd.
St. Louis, MO 63127
314.725.5889 tel

**PINCHIN, LLC**
Hazardous Materials Consultant
Consultant Project #R262.00457.006
2 Cityplace Drive, Suite 195
St. Louis, MO 63141
314.230.0182 tel


West High School
14653 Clayton Rd., Ballwin, MO 63011
Parkway PN #542501B
Building Renovation & Site Improvements

Parkway School District
363 N. Woods Mill Rd., Chesterfield, MO 63017
314.415.8231 tel

Project No: 26022

Revisions

| No. | Description | Date |
|---|---|---|
| | | |


This drawing and the details on it are the sole property of the architect and may be used for this specific project only. It shall not be loaned, copied or reproduced, in whole or in part, or for any other purpose or project without the written consent of the Architect.
Copyright © 2026 by Bond Architects, Inc.


STATE OF MISSOURI
MICHELLE R. WELLS
NUMBER A-2021031961
ARCHITECT
11/5/26

The Professional Architects seal affixed to this sheet applies only to the material and items shown on this sheet. All drawings, instruments or other documents not exhibiting this seal shall not be considered prepared by this architect, and this architect expressly disclaims any and all responsibility for such plan, drawings or documents not exhibiting this seal.

DATE: 11.05.2026

BID / PERMIT SET

# INTERIOR ELEVATIONS

A10.18

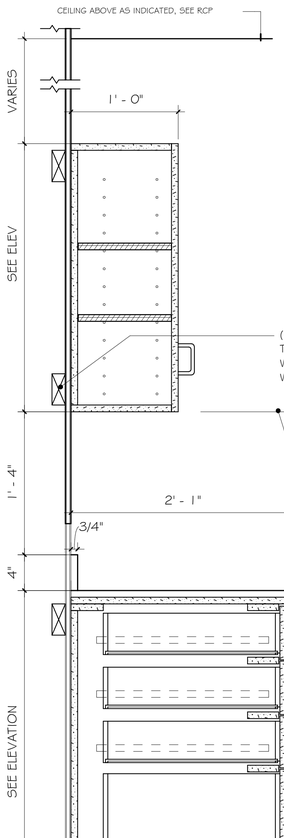


GENERAL NOTES:
REFER TO FINISH LEGEND FOR ADDITIONAL INFORMATION
REFER TO PARTITION SCHEDULE FOR PARTITION TYPE
PROVIDE BLOCKING AS REQUIRED
REFER TO INTERIOR ELEVATIONS FOR MOUNTING
HEIGHT AFF

WALL CABINET:
FINISH FACE MATERIAL AS SCHEDULED ON 3/4" SUBSTRATE FACE
- FINISH MATERIAL ON ALL EXPOSED SURFACES
- FINISH ON ALL EXPOSED SURFACES
- WHITE MELAMINE INTERIOR

INTERIOR SHELVES (2):
WHITE MELAMINE ON 3/4" PLYWD FULLY ADJ SHELF
- FINISH ON ALL EXPOSED SURFACES
- MULTIPLE HOLE & PIN SUPPORTS @ MIN 2" OC

CABINET HARDWARE:
SEE SPECIFICATION AND/OR FINISH LEGEND

GENERAL NOTES:
REFER TO FINISH LEGEND FOR ADDITIONAL INFORMATION
REFER TO PARTITION SCHEDULE FOR PARTITION TYPE
PROVIDE BLOCKING AS REQUIRED

COUNTER TOP:
3/4" MATERIAL AS SCHEDULED ON 3/4" SUBSTRATE

BACKSPLASH:
3/4" MATERIAL AS SCHEDULED - CONTINUOUS SEALANT AT ALL SIDES

DRAWERS:
FINISH FACE MATERIAL AS SCHEDULED ON 3/4" SUBSTRATE FACE
- FINISH MATERIAL ON ALL EXPOSED SURFACES
- FULL EXTENT DRAWERS SLIDES
- WHITE MELAMINE INTERIOR

CABINET HARDWARE:
SEE SPECIFICATION AND/OR FINISH LEGEND

1 BASE CABINET W/ 4 DRAWERS
A11.1a 1 1/2" = 1'-0" REF: 6/A10.8

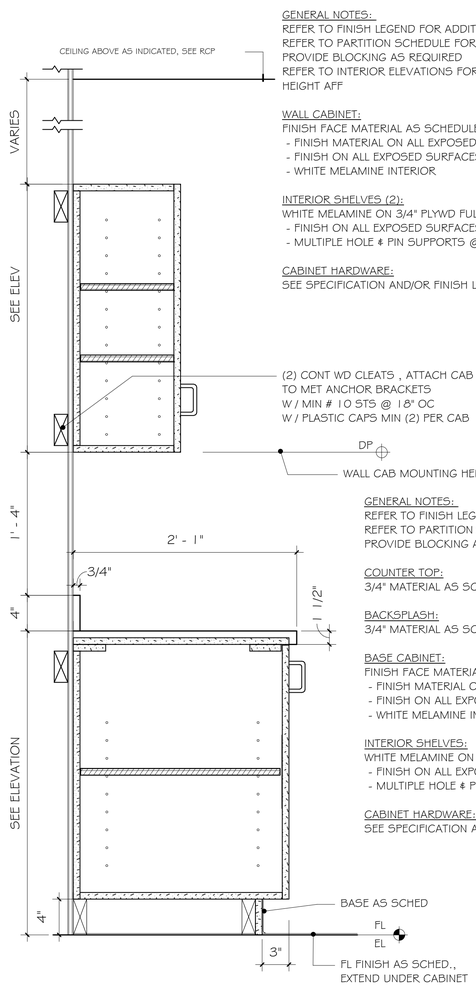


GENERAL NOTES:
REFER TO FINISH LEGEND FOR ADDITIONAL INFORMATION
REFER TO PARTITION SCHEDULE FOR PARTITION TYPE
PROVIDE BLOCKING AS REQUIRED
REFER TO INTERIOR ELEVATIONS FOR MOUNTING
HEIGHT AFF

WALL CABINET:
FINISH FACE MATERIAL AS SCHEDULED ON 3/4" SUBSTRATE FACE
- FINISH MATERIAL ON ALL EXPOSED SURFACES
- FINISH ON ALL EXPOSED SURFACES
- WHITE MELAMINE INTERIOR

INTERIOR SHELVES (2):
WHITE MELAMINE ON 3/4" PLYWD FULLY ADJ SHELF
- FINISH ON ALL EXPOSED SURFACES
- MULTIPLE HOLE & PIN SUPPORTS @ MIN 2" OC

CABINET HARDWARE:
SEE SPECIFICATION AND/OR FINISH LEGEND

GENERAL NOTES:
REFER TO FINISH LEGEND FOR ADDITIONAL INFORMATION
REFER TO PARTITION SCHEDULE FOR PARTITION TYPE
PROVIDE BLOCKING AS REQUIRED

COUNTER TOP:
3/4" MATERIAL AS SCHEDULED ON 3/4" SUBSTRATE

BACKSPLASH:
3/4" MATERIAL AS SCHEDULED - CONTINUOUS SEALANT AT ALL SIDES

BASE CABINET:
FINISH FACE MATERIAL AS SCHEDULED ON 3/4" SUBSTRATE FACE
- FINISH MATERIAL ON ALL EXPOSED SURFACES
- FINISH ON ALL EXPOSED SURFACES
- WHITE MELAMINE INTERIOR

INTERIOR SHELVES:
WHITE MELAMINE ON 3/4" PLYWD FULLY ADJ SHELF
- FINISH ON ALL EXPOSED SURFACES
- MULTIPLE HOLE & PIN SUPPORTS @ MIN 2" OC

CABINET HARDWARE:
SEE SPECIFICATION AND/OR FINISH LEGEND

2 UPPER & BASE CABINET
A11.1a 1 1/2" = 1'-0" REF: 4/A10.7


bond architects
222 SOUTH CENTRAL AVE.
SUITE# 501
ST. LOUIS, MO 63105
TEL: 314.863.4994
FAX: 314.863.4996
www.bondarchitectsinc.com
Bond Architects, Inc.
Missouri State Certificate of Authority # 2009027409

**Cole & Associates, Inc.**
Civil Engineer
Consultant Project #26-0064
Certificate of Authority #001165
401 S. 18th St., Suite 200
St. Louis, MO 63103
314.984.9887 tel

**CASE Engineering, Inc.**
Structural Engineer
Consultant Project BDA-MO-06-26
Certificate of Authority #001498
796 Merus Ct.
Fenton, MO 63026
636.349.1600 tel

**RTM Engineering Consultants**
MEP Engineer
Consultant Project #26.B00203.2171
Certificate of Authority #2002028690
3701 S. Lindbergh Blvd.
St. Louis, MO 63127
314.725.5889 tel

**PINCHIN, LLC**
Hazardous Materials Consultant
Consultant Project #R262.00457.006
2 Cityplace Drive, Suite 195
St. Louis, MO 63141
314.230.0182 tel


West High School
14653 Clayton Rd., Ballwin, MO 63011
Parkway PN #542501B
Building Renovation & Site Improvements

Parkway School District
363 N. Woods Mill Rd., Chesterfield, MO 63017
314.415.8231 tel

Project No: 26022

Revisions

| No. | Description | Date |
|---|---|---|
| | | |


This drawing and the details on it are the sole property of the architect and may be used for this specific project only. It shall not be loaned, copied or reproduced, in whole or in part, or for any other purpose or project without the written consent of the Architect.
Copyright © 2026 by Bond Architects, Inc.


STATE OF MISSOURI
MICHELLE R. WELLS
NUMBER A-2021031961
ARCHITECT
11/5/26

The Professional Architects seal affixed to this sheet applies only to the material and items shown on this sheet. All drawings, instruments or other documents not exhibiting this seal shall not be considered prepared by this architect, and this architect expressly disclaims any and all responsibility for such plan, drawings or documents not exhibiting this seal.

DATE: 11.05.2026

BID / PERMIT SET

MILLWORK DETAILS

A11.1a

10/28/2026 11:11:50 AM

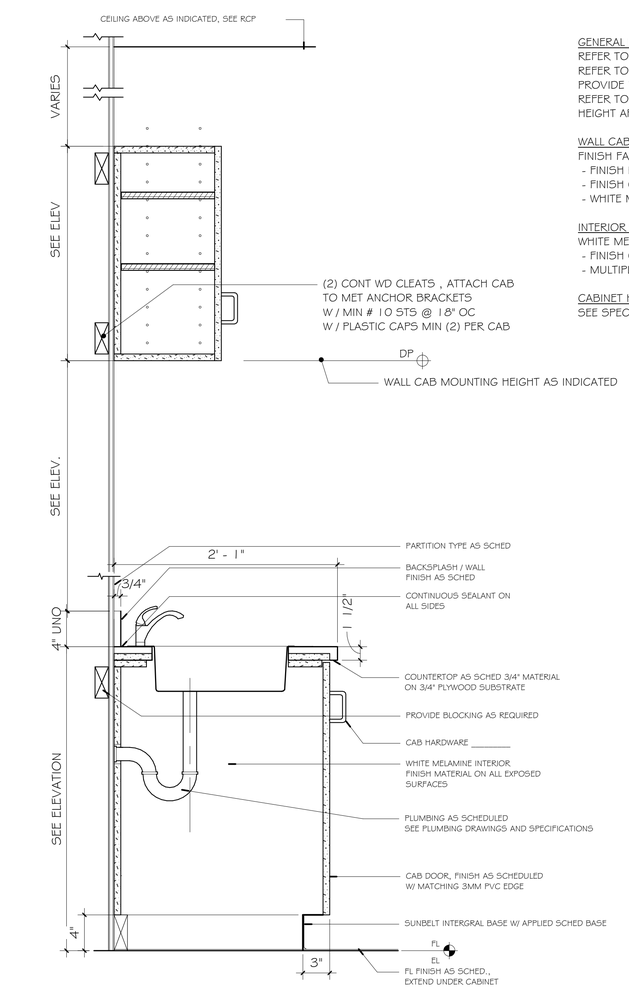


GENERAL NOTES:
REFER TO FINISH LEGEND FOR ADDITIONAL INFORMATION
REFER TO PARTITION SCHEDULE FOR PARTITION TYPE
PROVIDE BLOCKING AS REQUIRED
REFER TO INTERIOR ELEVATIONS FOR MOUNTING
HEIGHT AFF

WALL CABINET:
FINISH FACE MATERIAL AS SCHEDULED ON 3/4" SUBSTRATE FACE
- FINISH MATERIAL ON ALL EXPOSED SURFACES
- FINISH ON ALL EXPOSED SURFACES
- WHITE MELAMINE INTERIOR

INTERIOR SHELVES (2):
WHITE MELAMINE ON 3/4" PLYWD FULLY ADJ SHELF
- FINISH ON ALL EXPOSED SURFACES
- MULTIPLE HOLE & PIN SUPPORTS @ MIN 2" OC

CABINET HARDWARE:
SEE SPECIFICATION AND/OR FINISH LEGEND

1 BASE CABINET W/ SINK DETAIL
A11.1b 1 1/2" = 1'-0" REF: 6/A10.8

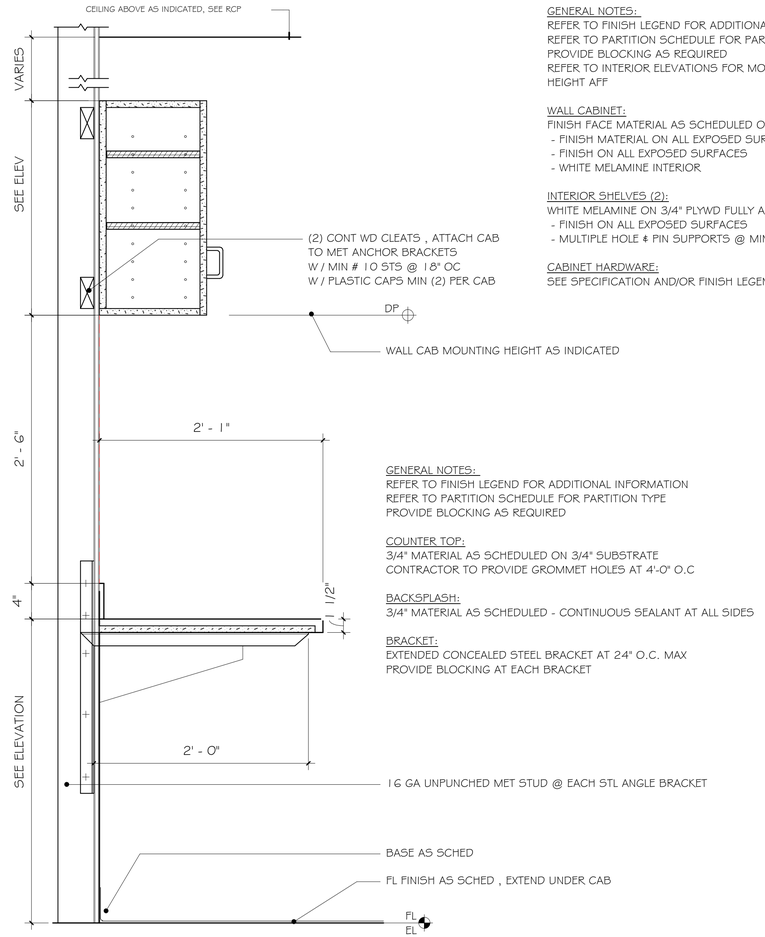


GENERAL NOTES:
REFER TO FINISH LEGEND FOR ADDITIONAL INFORMATION
REFER TO PARTITION SCHEDULE FOR PARTITION TYPE
PROVIDE BLOCKING AS REQUIRED
REFER TO INTERIOR ELEVATIONS FOR MOUNTING
HEIGHT AFF

WALL CABINET:
FINISH FACE MATERIAL AS SCHEDULED ON 3/4" SUBSTRATE FACE
- FINISH MATERIAL ON ALL EXPOSED SURFACES
- FINISH ON ALL EXPOSED SURFACES
- WHITE MELAMINE INTERIOR

INTERIOR SHELVES (2):
WHITE MELAMINE ON 3/4" PLYWD FULLY ADJ SHELF
- FINISH ON ALL EXPOSED SURFACES
- MULTIPLE HOLE & PIN SUPPORTS @ MIN 2" OC

CABINET HARDWARE:
SEE SPECIFICATION AND/OR FINISH LEGEND

GENERAL NOTES:
REFER TO FINISH LEGEND FOR ADDITIONAL INFORMATION
REFER TO PARTITION SCHEDULE FOR PARTITION TYPE
PROVIDE BLOCKING AS REQUIRED

COUNTER TOP:
3/4" MATERIAL AS SCHEDULED ON 3/4" SUBSTRATE
CONTRACTOR TO PROVIDE GROMMET HOLES AT 4'-0" O.C

BACKSPLASH:
3/4" MATERIAL AS SCHEDULED - CONTINUOUS SEALANT AT ALL SIDES

BRACKET:
EXTENDED CONCEALED STEEL BRACKET AT 24" O.C. MAX
PROVIDE BLOCKING AT EACH BRACKET

4 TYP. CANTILEVERED COUNTER W/ UPPERS DETAIL
A11.1b 1 1/2" = 1'-0" REF: 5/A10.7

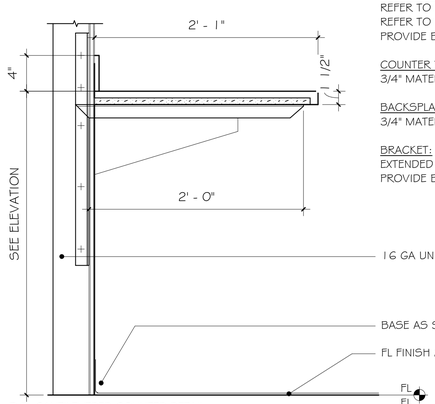


GENERAL NOTES:
REFER TO FINISH LEGEND FOR ADDITIONAL INFORMATION
REFER TO PARTITION SCHEDULE FOR PARTITION TYPE
PROVIDE BLOCKING AS REQUIRED

COUNTER TOP:
3/4" MATERIAL AS SCHEDULED ON 3/4" SUBSTRATE

BACKSPLASH:
3/4" MATERIAL AS SCHEDULED - CONTINUOUS SEALANT AT ALL SIDES

BRACKET:
EXTENDED CONCEALED STEEL BRACKET AT 24" O.C. MAX
PROVIDE BLOCKING AT EACH BRACKET

2 TYP. CANTILEVERED COUNTER DETAIL
A11.1b 1 1/2" = 1'-0" REF: 3/A10.3

SCALE: 3" = 1'-0" 0 0.25" 0.5" 1"
SCALE: 1 1/2" = 1'-0" 0 0.5" 1" 2"
SCALE: 1" = 1'-0" 0 0.5" 1" 2"
SCALE: 3/4" = 1'-0" 0 1" 2" 3"
SCALE: 1/2" = 1'-0" 0 1" 2" 4"
SCALE: 1/4" = 1'-0" 0 2" 4" 8"
SCALE: 1/8" = 1'-0" 0 4" 8" 16"
SCALE: 1/16" = 1'-0" 0 8" 16" 32"

10/28/2026 11:11:51 AM


bond architects
222 SOUTH CENTRAL AVE.
SUITE# 501
ST. LOUIS, MO 63105
TEL: 314.863.4994
FAX: 314.863.4996
www.bondarchitectsinc.com
Bond Architects, Inc.
Missouri State Certificate of Authority # 2009027409

**Cole & Associates, Inc.**
Civil Engineer
Consultant Project #26-0064
Certificate of Authority #001165
401 S. 18th St., Suite 200
St. Louis, MO 63103
314.984.9887 tel

**CASE Engineering, Inc.**
Structural Engineer
Consultant Project BDA-MO-06-26
Certificate of Authority #001498
798 Merus Ct.
Fenton, MO 63026
636.349.1600 tel

**RTM Engineering Consultants**
MEP Engineer
Consultant Project #26.B00203.2171
Certificate of Authority #2002028690
3701 S. Lindbergh Blvd.
St. Louis, MO 63127
314.725.5889 tel

**PINCHIN, LLC**
Hazardous Materials Consultant
Consultant Project #R262.00457.006
2 Cityplace Drive, Suite 195
St. Louis, MO 63141
314.230.0182 tel


West High School
14653 Clayton Rd., Ballwin, MO 63011
Parkway PN #542501B
Building Renovation & Site Improvements

Parkway School District
363 N. Woods Mill Rd., Chesterfield, MO 63017
314.415.8231 tel

Project No: 26022

Revisions

| No. | Description | Date |
|---|---|---|
| | | |


This drawing and the details on it are the sole property of the architect and may be used for this specific project only. It shall not be loaned, copied or reproduced, in whole or in part, or for any other purpose or project without the written consent of the Architect.
Copyright © 2026 by Bond Architects, Inc.


STATE OF MISSOURI
MICHELLE R. WELLS
NUMBER A-2021031961
ARCHITECT
11/5/26

The Professional Architects seal affixed to this sheet applies only to the material and items shown on this sheet. All drawings, instruments or other documents not exhibiting this seal shall not be considered prepared by this architect, and this architect expressly disclaims any and all responsibility for such plan, drawings or documents not exhibiting this seal.

DATE: 11.05.2026

BID / PERMIT SET

MILLWORK DETAILS

A11.1b

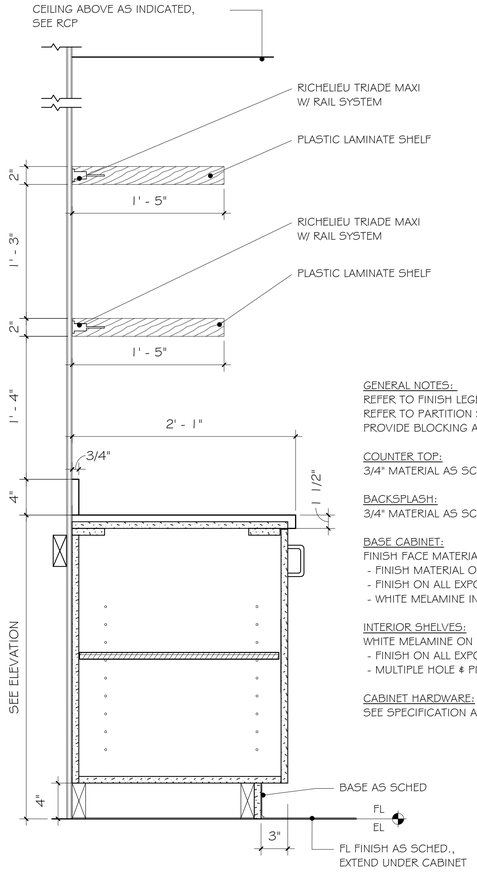


GENERAL NOTES:
REFER TO FINISH LEGEND FOR ADDITIONAL INFORMATION
REFER TO PARTITION SCHEDULE FOR PARTITION TYPE
PROVIDE BLOCKING AS REQUIRED

COUNTER TOP:
3/4" MATERIAL AS SCHEDULED ON 3/4" SUBSTRATE

BACKSPLASH:
3/4" MATERIAL AS SCHEDULED - CONTINUOUS SEALANT AT ALL SIDES

BASE CABINET:
FINISH FACE MATERIAL AS SCHEDULED ON 3/4" SUBSTRATE FACE
- FINISH MATERIAL ON ALL EXPOSED SURFACES
- FINISH ON ALL EXPOSED SURFACES
- WHITE MELAMINE INTERIOR

INTERIOR SHELVES:
WHITE MELAMINE ON 3/4" PLYWD FULLY ADJ SHELF
- FINISH ON ALL EXPOSED SURFACES
- MULTIPLE HOLE & PIN SUPPORTS @ MIN 2" OC

CABINET HARDWARE:
SEE SPECIFICATION AND/OR FINISH LEGEND

1 SHELF & BASE CABINET
A11.1c 1 1/2" = 1'-0" REF: 4/A10.7

NOTE: DIMENSIONS SHOWN ARE THE MINIMUM TO BE MAINTAINED FOR ADA COMPLIANCE. NO ITEMS SHALL INTRUDE INTO THIS AREA.

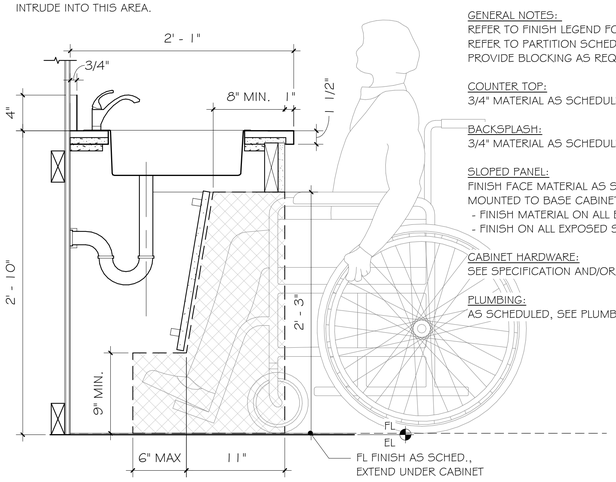


GENERAL NOTES:
REFER TO FINISH LEGEND FOR ADDITIONAL INFORMATION
REFER TO PARTITION SCHEDULE FOR PARTITION TYPE
PROVIDE BLOCKING AS REQUIRED

COUNTER TOP:
3/4" MATERIAL AS SCHEDULED ON 3/4" SUBSTRATE

BACKSPLASH:
3/4" MATERIAL AS SCHEDULED - CONTINUOUS SEALANT AT ALL SIDES

SLOPED PANEL:
FINISH FACE MATERIAL AS SCHEDULED ON 3/4" SUBSTRATE FACE, TO BE MOUNTED TO BASE CABINET AT EACH SIDE
- FINISH MATERIAL ON ALL EXPOSED SURFACES
- FINISH ON ALL EXPOSED SURFACES

CABINET HARDWARE:
SEE SPECIFICATION AND/OR FINISH LEGEND

PLUMBING:
AS SCHEDULED, SEE PLUMBING DRAWINGS AND SPECIFICATIONS

2 BASE CABINET W/ ADA SINK AND SLOPED PANEL DETAIL
A11.1c 1 1/2" = 1'-0" REF: /

SCALE: 3" = 1'-0" 0 0.25' 0.5' 1'
SCALE: 1 1/2" = 1'-0" 0 0.5' 1' 2'
SCALE: 1" = 1'-0" 0 0.5' 1' 2'
SCALE: 3/4" = 1'-0" 0 1' 2' 3'
SCALE: 1/2" = 1'-0" 0 1' 2' 4'
SCALE: 1/4" = 1'-0" 0 2' 4' 8'
SCALE: 1/8" = 1'-0" 0 4' 8' 16'
SCALE: 1/16" = 1'-0" 0 8' 16' 32'

10/28/2026 11:11:51 AM

bond architects
222 SOUTH CENTRAL AVE.
SUITE# 501
ST. LOUIS, MO 63105
TEL: 314.863.4994
FAX: 314.863.4996
www.bondarchitectsinc.com
Bond Architects, Inc.
Missouri State Certificate of Authority # 2009027409

**Cole & Associates, Inc.**
Civil Engineer
Consultant Project #26-0064
Certificate of Authority #001165
401 S. 18th St., Suite 200
St. Louis, MO 63103
314.984.9887 tel

**CASE Engineering, Inc.**
Structural Engineer
Consultant Project BDA-MO-06-26
Certificate of Authority #001498
796 Merus Ct.
Fenton, MO 63026
636.349.1600 tel

**RTM Engineering Consultants**
MEP Engineer
Consultant Project #26.B00203.2171
Certificate of Authority #2002028690
3701 S. Lindbergh Blvd.
St. Louis, MO 63127
314.725.5889 tel

**PINCHIN, LLC**
Hazardous Materials Consultant
Consultant Project #R262.00457.006
2 Cityplace Drive, Suite 195
St. Louis, MO 63141
314.230.0182 tel

West High School
14653 Clayton Rd., Ballwin, MO 63011
Parkway PN #542501B
Building Renovation & Site Improvements

Parkway School District
363 N. Woods Mill Rd., Chesterfield, MO 63017
314.415.8231 tel

Project No: 26022

Revisions

| No. | Description | Date |
|---|---|---|
| | | |
| | | |
| | | |
| | | |
| | | |
| | | |

This drawing and the details on it are the sole property of the architect and may be used for this specific project only. It shall not be loaned, copied or reproduced, in whole or in part, or for any other purpose or project without the written consent of the Architect.
Copyright © 2026 by Bond Architects, Inc.

STATE OF MISSOURI
MICHELLE R. WELLS
NUMBER A-2021031961
ARCHITECT
11/5/26

The Professional Architects seal affixed to this sheet applies only to the material and items shown on this sheet. All drawings, instruments or other documents not exhibiting this seal shall not be considered prepared by this architect, and this architect expressly disclaims any and all responsibility for such plan, drawings or documents not exhibiting this seal.

DATE: 11.05.2026

BID / PERMIT SET

MILLWORK DETAILS

A11.1c

SCALE: 3" = 1'-0"
SCALE: 1 1/2" = 1'-0"
SCALE: 1" = 1'-0"
SCALE: 3/4" = 1'-0"
SCALE: 1/2" = 1'-0"
SCALE: 1/4" = 1'-0"
SCALE: 1/8" = 1'-0"
SCALE: 1/16" = 1'-0"

10/28/2026 11:11:55 AM

**SELECTIVE DEMOLITION NOTE – EXISTING DOORS AND WINDOWS:**
REMOVE EXISTING DOOR AND WINDOW ASSEMBLIES WITH CARE AND PRECISION. PERFORM DEMOLITION IN A CONTROLLED MANNER TO PRESERVE ADJACENT CONSTRUCTION. PROTECT ALL SURFACES AROUND THE OPENING. PREVENT DAMAGE TO EXISTING MASONRY AND MAINTAIN THE INTEGRITY OF SURROUNDING MATERIALS. LIMIT DEMOLITION OF ADJACENT METAL STUD FRAMING, GYPSUM BOARD, FINISHES, AND OTHER WALL SURFACING TO A MAXIMUM OF 6 INCHES BEYOND THE PERIMETER OF THE EXISTING OPENING. REPAIR OR REPLACE ONLY THOSE MATERIALS NECESSARY TO FACILITATE INSTALLATION OF THE NEW ASSEMBLY AND RESTORE ADJACENT CONSTRUCTION TO MATCH EXISTING CONDITIONS. PAINTING OF REPAIRED WALL SHALL EXTEND TO NEAREST CORNER. CONTRACTOR RESPONSIBLE FOR REPAIRING ALL WALLS/CEILINGS/FLOORS BEYOND LIMITS ALLOWED. CONTRACTOR TO NOTIFY OWNER/ARCHITECT IMMEDIATELY IF UNFORESEEN CONDITIONS ARE UNCOVERED.

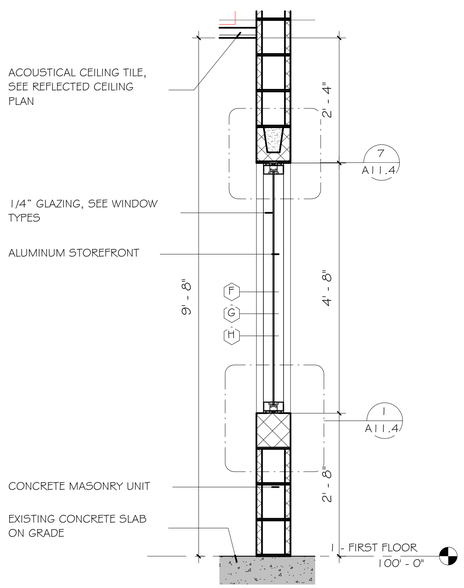


3 A11.2 WINDOW TYPE F, G, H SECTION
3/4" = 1'-0" REF: 2/A3.3

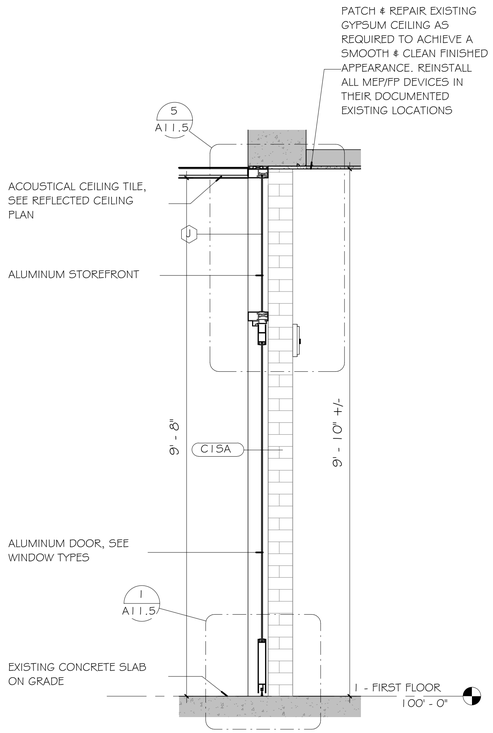


2 A11.2 WINDOW TYPE J SECTION AT SIDELIGHT
3/4" = 1'-0" REF: 1/A2.1A

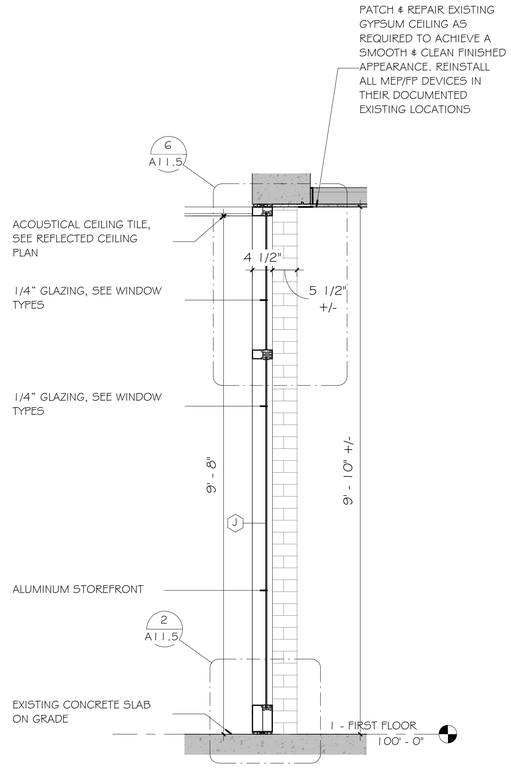


1 A11.2 WINDOW TYPE J SECTION AT DOOR C15A
3/4" = 1'-0" REF: 1/A2.1A


bond architects
222 SOUTH CENTRAL AVE.
SUITE# 501
ST. LOUIS, MO 63105
TEL: 314.863.4994
FAX: 314.863.4996
www.bondarchitectsinc.com
Bond Architects, Inc.
Missouri State Certificate of Authority # 2009027409

**Cole & Associates, Inc.**
Civil Engineer
Consultant Project #26-0064
Certificate of Authority #001165
401 S. 18th St., Suite 200
St. Louis, MO 63103
314.984.9887 tel

**CASE Engineering, Inc.**
Structural Engineer
Consultant Project BDA-MO-06-26
Certificate of Authority #001498
798 Merus Ct.
Fenton, MO 63026
636.349.1600 tel

**RTM Engineering Consultants**
MEP Engineer
Consultant Project #26.B00203.2171
Certificate of Authority #2002028690
3701 S. Lindbergh Blvd.
St. Louis, MO 63127
314.725.5889 tel

**PINCHIN, LLC**
Hazardous Materials Consultant
Consultant Project #R262.00457.006
2 Cityplace Drive, Suite 195
St. Louis, MO 63141
314.230.0182 tel


West High School
14653 Clayton Rd., Ballwin, MO 63011
Parkway PN #5425001B
Building Renovation & Site Improvements

Parkway School District
363 N. Woods Mill Rd., Chesterfield, MO 63017
314.415.8231 tel

Project No: 26022

Revisions

| No. | Description | Date |
|---|---|---|
| | | |

This drawing and the details on it are the sole property of the architect and may be used for this specific project only. It shall not be loaned, copied or reproduced, in whole or in part, or for any other purpose or project without the written consent of the Architect. Copyright © 2026 by Bond Architects, Inc.

STATE OF MISSOURI
MICHELLE R. WELLS
NUMBER A-2021031961
ARCHITECT
11/5/26

The Professional Architects seal affixed to this sheet applies only to the material and items shown on this sheet. All drawings, instruments or other documents not exhibiting this seal shall not be considered prepared by this architect, and this architect expressly disclaims any and all responsibility for such plan, drawings or documents not exhibiting this seal.

DATE: 11.05.2026

BID / PERMIT SET

# INTERIOR WALL SECTIONS

A11.2

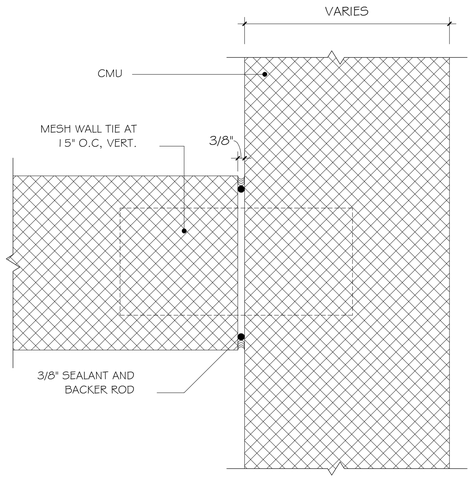


8 TYP. MASONRY CONT JOINT INTERIOR PTN AT EXTERIOR WALL
A11.3 3" = 1'-0"

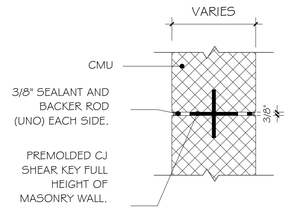


7 CONTROL JOINT 2
A11.3 1 1/2" = 1'-0"

## TYPICAL CONTROL JOINT NOTES

1. BRICK AND CMU CONTROL JOINTS ARE SHOWN ON THE PLANS OR ELEVATIONS. PROVIDE ALL JOINTS SHOWN ON EITHER THE PLANS, ELEVATIONS OR DETAILS. SEE DETAILS ON THIS SHEET FOR TYPICAL DETAILS.
2. INTERIOR MASONRY CONTROL JOINTS MAY NOT BE SHOWN. THEY SHALL BE PROVIDED AND SPACED PER SPECIFICATIONS.
3. GYPSUM BOARD CONTROL JOINTS MAY NOT BE SHOWN. THEY SHALL BE PROVIDED AND SPACED AS RECOMMENDED IN THE GYPSUM BOARD MANUFACTURERS PUBLISHED LITERATURE AND PER ASTM STANDARDS. CONTRACTOR SHALL SUBMIT SHOP DRAWINGS SHOWING THE PROPOSED LOCATION OF THESE TO THE ARCHITECT FOR REVIEW AND APPROVAL. SOME GYPSUM BOARD CONTROL JOINTS ARE SHOWN WHERE SPECIAL AESTHETIC EFFECT IS DESIRED. ADDITIONAL JOINTS SHALL BE PROVIDED IF NEEDED TO COMPLY.

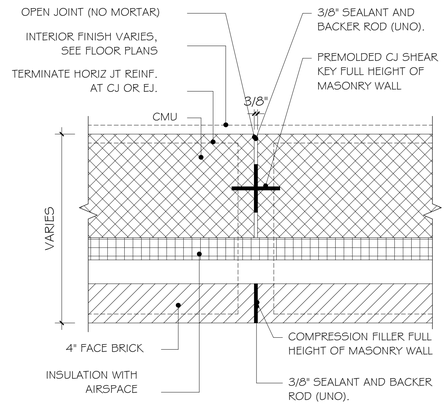


6 CONTROL JOINT 1
A11.3 1 1/2" = 1'-0"

## TYPICAL CONTROL JOINT NOTES

1. BRICK AND CMU CONTROL JOINTS ARE SHOWN ON THE PLANS OR ELEVATIONS. PROVIDE ALL JOINTS SHOWN ON EITHER THE PLANS, ELEVATIONS OR DETAILS. SEE DETAILS ON THIS SHEET FOR TYPICAL DETAILS.
2. INTERIOR MASONRY CONTROL JOINTS MAY NOT BE SHOWN. THEY SHALL BE PROVIDED AND SPACED PER SPECIFICATIONS.
3. GYPSUM BOARD CONTROL JOINTS MAY NOT BE SHOWN. THEY SHALL BE PROVIDED AND SPACED AS RECOMMENDED IN THE GYPSUM BOARD MANUFACTURERS PUBLISHED LITERATURE AND PER ASTM STANDARDS. CONTRACTOR SHALL SUBMIT SHOP DRAWINGS SHOWING THE PROPOSED LOCATION OF THESE TO THE ARCHITECT FOR REVIEW AND APPROVAL. SOME GYPSUM BOARD CONTROL JOINTS ARE SHOWN WHERE SPECIAL AESTHETIC EFFECT IS DESIRED. ADDITIONAL JOINTS SHALL BE PROVIDED IF NEEDED TO COMPLY.

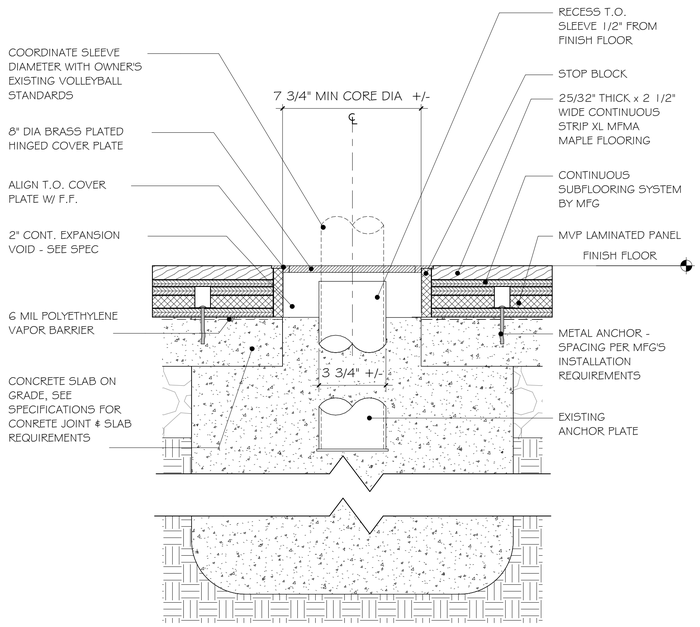


4 TYPICAL WOOD GYM FLOORING DETAIL VOLLEYBALL SLEEVE
A11.3 3" = 1'-0"

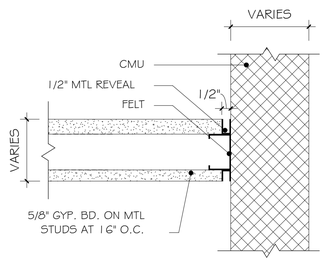


5 TYP. STUD TO MASONRY JOINT
A11.3 3" = 1'-0"

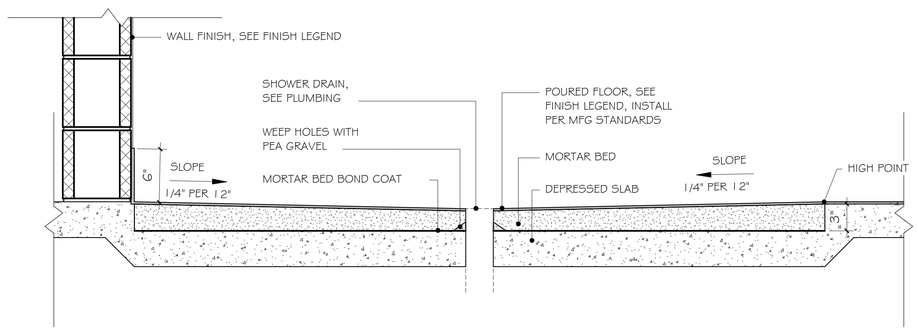


3 TYPICAL DEPRESSED SLAB AT SHOWER DETAIL
A11.3 1 1/2" = 1'-0"

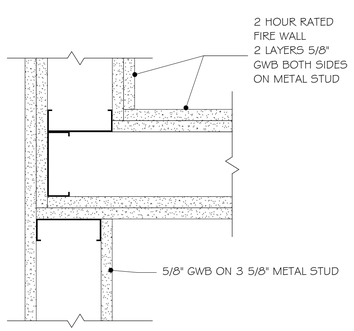


2 TYP. FIRE RATED STUD JOINT
A11.3 3" = 1'-0"

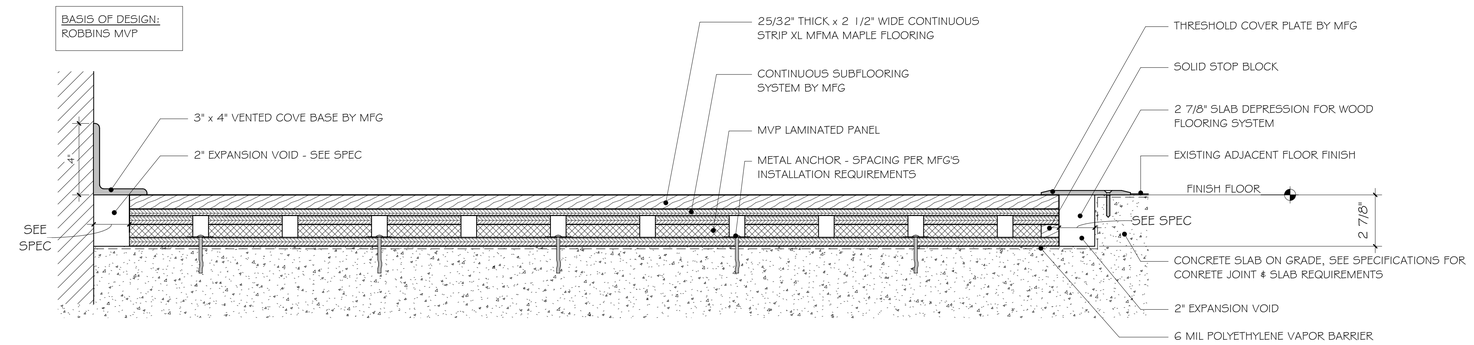


1 TYPICAL WOOD GYM FLOORING DETAIL
A11.3 3" = 1'-0"


**bond architects**
222 SOUTH CENTRAL AVE.
SUITE# 501
ST. LOUIS, MO 63105
TEL: 314.863.4994
FAX: 314.863.4996
www.bondarchitectsinc.com
Bond Architects, Inc.
Missouri State Certificate of Authority # 2009027409

**Cole & Associates, Inc.**
Civil Engineer
Consultant Project #26-0064
Certificate of Authority #001165
401 S. 18th St., Suite 200
St. Louis, MO 63103
314.984.9887 tel

**CASE Engineering, Inc.**
Structural Engineer
Consultant Project BDA-MO-06-26
Certificate of Authority #001498
798 Merus Ct.
Fenton, MO 63026
636.349.1600 tel

**RTM Engineering Consultants**
MEP Engineer
Consultant Project #26.B00203.2171
Certificate of Authority #2002028690
3701 S. Lindbergh Blvd.
St. Louis, MO 63127
314.725.5889 tel

**PINCHIN, LLC**
Hazardous Materials Consultant
Consultant Project #R262.00457.006
2 Cityplace Drive, Suite 195
St. Louis, MO 63141
314.230.0182 tel


West High School
14653 Clayton Rd., Ballwin, MO 63011
Parkway PN #542501B
Building Renovation & Site Improvements

Parkway School District
363 N. Woods Mill Rd., Chesterfield, MO 63017
314.415.8231 tel

Project No: 26022

Revisions

| No. | Description | Date |
|---|---|---|
| | | |


This drawing and the details on it are the sole property of the architect and may be used for this specific project only. It shall not be loaned, copied or reproduced, in whole or in part, or for any other purpose or project without the written consent of the Architect. Copyright © 2026 by Bond Architects, Inc.


STATE OF MISSOURI
MICHELLE R. WELLS
NUMBER A-2021031961
ARCHITECT
11/5/26

The Professional Architects seal affixed to this sheet applies only to the material and items shown on this sheet. All drawings, instruments or other documents not exhibiting this seal shall not be considered prepared by this architect, and this architect expressly disclaims any and all responsibility for such plan, drawings or documents not exhibiting this seal.

DATE: 11.05.2026

BID / PERMIT SET

INTERIOR DETAILS

A11.3

10/28/2026 11:11:56 AM

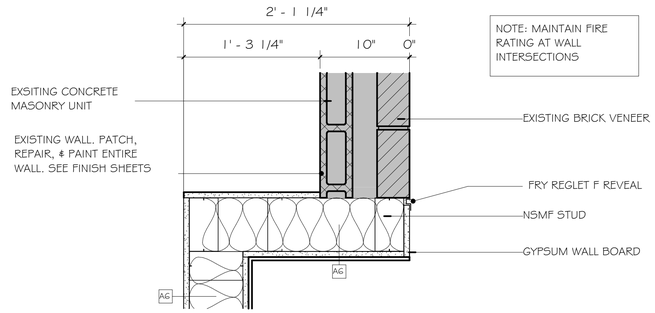


9 DRINKING FOUNTAIN MASONRY OPENING 2
A11.4 1 1/2" = 1'-0" REF: 1/A3.5

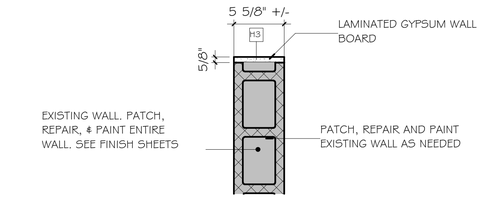


8 WALL DETAIL AT RESTROOM 1214
A11.4 1 1/2" = 1'-0" REF: 3/A3.2

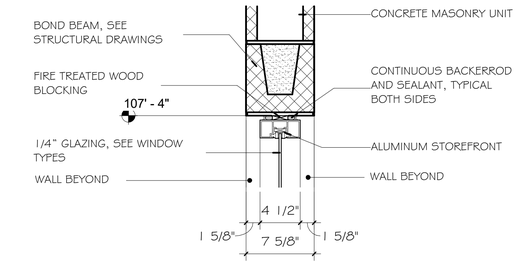


7 WINDOW TYPE F, G, H HEAD DETAIL
A11.4 1 1/2" = 1'-0" REF: 3/A11.2




6 DRINKING FOUNTAIN MASONRY OPENING
A11.4 1 1/2" = 1'-0" REF: 1/A3.5




5 POOL SEATING HANDRAIL & GUARDRAIL SECTION
A11.4 1" = 1'-0" REF: 4/A10.11

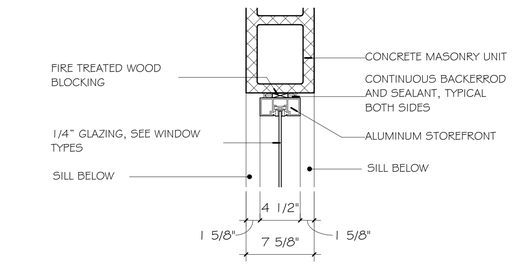


4 WINDOWS TYPE F, G, H JAMB DETAIL
A11.4 1 1/2" = 1'-0" REF: 2/A3.3

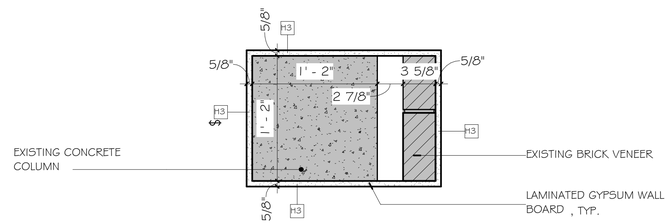


3 RR 1632 & 1633 - COLLUMN @ MASONRY OPENING
A11.4 1 1/2" = 1'-0" REF: 1/A2.1B

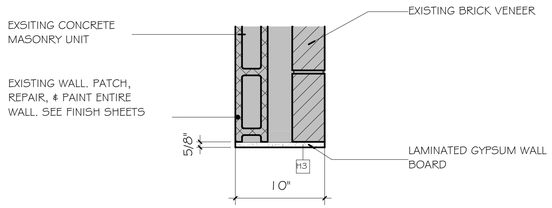


2 RR 1632 & 1633 - MASONRY OPENING
A11.4 1 1/2" = 1'-0" REF: 1/A2.1B

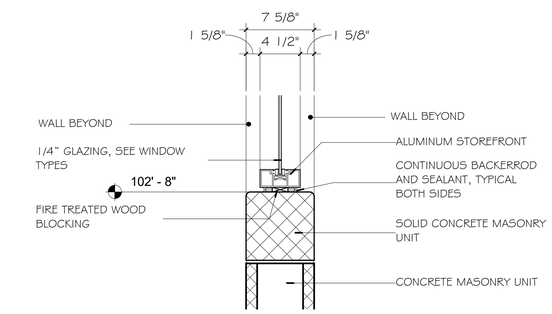


1 WINDOW TYPE F, G, H SILL DETAIL
A11.4 1 1/2" = 1'-0" REF: 3/A11.2

SCALE: 3" = 1'-0" 0 0.25' 0.5' 1'
SCALE: 1 1/2" = 1'-0" 0 0.5' 1' 2
SCALE: 1" = 1'-0" 0 0.5' 1' 2
SCALE: 3/4" = 1'-0" 0 1' 2' 3
SCALE: 1/2" = 1'-0" 0 1' 2' 4
SCALE: 1/4" = 1'-0" 0 2' 4' 8
SCALE: 1/8" = 1'-0" 0 4' 8' 16
SCALE: 1/16" = 1'-0" 0 8' 16' 32

10/28/2026 11:12:01 AM


bond architects
222 SOUTH CENTRAL AVE.
SUITE# 501
ST. LOUIS, MO 63105
TEL: 314.863.4994
FAX: 314.863.4996
www.bondarchitectsinc.com
Bond Architects, Inc.
Missouri State Certificate of Authority # 2009027409

**Cole & Associates, Inc.**
Civil Engineer
Consultant Project #26-0064
Certificate of Authority #001165
401 S. 18th St., Suite 200
St. Louis, MO 63103
314.984.9887 tel

**CASE Engineering, Inc.**
Structural Engineer
Consultant Project BDA-MO-06-26
Certificate of Authority #001498
796 Merus Ct.
Fenton, MO 63026
636.349.1600 tel

**RTM Engineering Consultants**
MEP Engineer
Consultant Project #26.B00203.2171
Certificate of Authority #2002028690
3701 S. Lindbergh Blvd.
St. Louis, MO 63127
314.725.5889 tel

**PINCHIN, LLC**
Hazardous Materials Consultant
Consultant Project #R262.00457.006
2 Cityplace Drive, Suite 195
St. Louis, MO 63141
314.230.0182 tel


West High School
14653 Clayton Rd., Ballwin, MO 63011
Parkway PN #542501B
Building Renovation & Site Improvements

Parkway School District
363 N. Woods Mill Rd., Chesterfield, MO 63017
314.415.8231 tel

Project No: 26022

Revisions

| No. | Description | Date |
|---|---|---|
| | | |
| | | |
| | | |
| | | |
| | | |
| | | |
| | | |


This drawing and the details on it are the sole property of the architect and may be used for this specific project only. It shall not be loaned, copied or reproduced, in whole or in part, or for any other purpose or project without the written consent of the Architect. Copyright. © 2026 by Bond Architects, Inc.


STATE OF MISSOURI
MICHELLE R. WELLS
NUMBER A-2021031961
ARCHITECT
11/5/26

The Professional Architects seal affixed to this sheet applies only to the material and items shown on this sheet. All drawings, instruments or other documents not exhibiting this seal shall not be considered prepared by this architect, and this architect expressly disclaims any and all responsibility for such plan, drawings or documents not exhibiting this seal.

DATE: 11.05.2026

BID / PERMIT SET

# INTERIOR DETAILS

A11.4

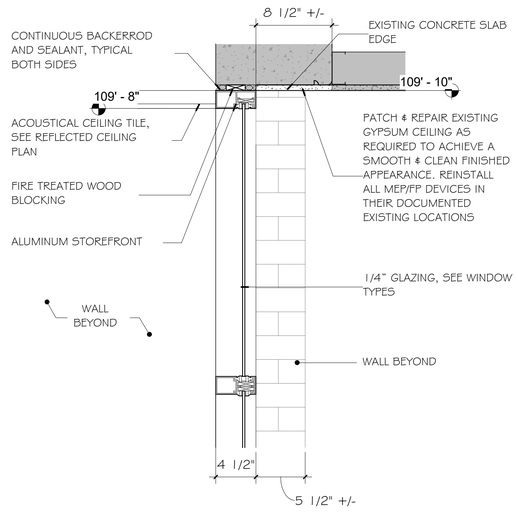


6 WINDOW TYPE J - HEAD AT SIDELIGHT
A11.5 1 1/2" = 1'-0" REF: 1/A11.2

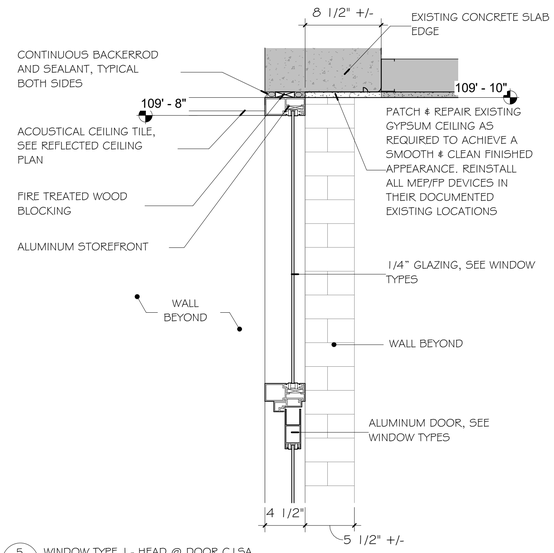


5 WINDOW TYPE J - HEAD @ DOOR C15A
A11.5 1 1/2" = 1'-0" REF: 2/A11.2

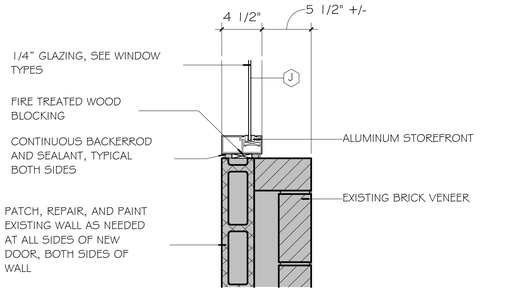


4 WINDOW TYPE J JAMB DETAIL AT SIDELIGHT
A11.5 1 1/2" = 1'-0" REF: 1/A2.1A

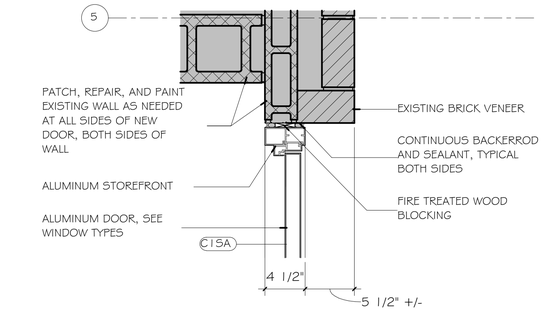


3 WINDOW TYPE J JAMB DETAIL AT DOOR C15A
A11.5 1 1/2" = 1'-0" REF: 1/A2.1A

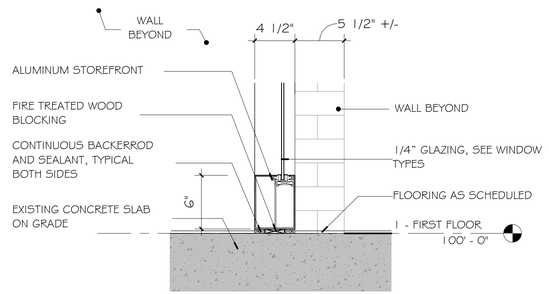


2 WINDOW TYPE J - SILL @ SIDELIGHT
A11.5 1 1/2" = 1'-0" REF: 1/A11.2

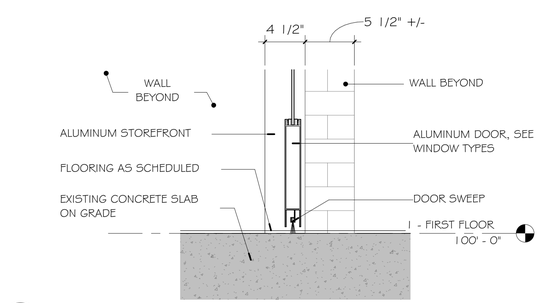


1 WINDOW TYPE J - SILL @ DOOR C15A
A11.5 1 1/2" = 1'-0" REF: 2/A11.2

10/28/2026 11:12:05 AM


**bond architects**
222 SOUTH CENTRAL AVE.
SUITE# 501
ST. LOUIS, MO 63105
TEL: 314.863.4994
FAX: 314.863.4996
www.bondarchitectsinc.com
Bond Architects, Inc.
Missouri State Certificate of Authority # 2009027409

**Cole & Associates, Inc.**
Civil Engineer
Consultant Project #26-0064
Certificate of Authority #001165
401 S. 18th St., Suite 200
St. Louis, MO 63103
314.984.9887 tel

**CASE Engineering, Inc.**
Structural Engineer
Consultant Project BDA-MO-06-26
Certificate of Authority #001498
796 Merus Ct.
Fenton, MO 63026
636.349.1600 tel

**RTM Engineering Consultants**
MEP Engineer
Consultant Project #26.B00203.2171
Certificate of Authority #2002028690
3701 S. Lindbergh Blvd.
St. Louis, MO 63127
314.725.5889 tel

**PINCHIN, LLC**
Hazardous Materials Consultant
Consultant Project #R262.00457.006
2 Cityplace Drive, Suite 195
St. Louis, MO 63141
314.230.0182 tel


West High School
14653 Clayton Rd., Ballwin, MO 63011
Parkway PN #542501B
Building Renovation & Site Improvements

Parkway School District
363 N. Woods Mill Rd., Chesterfield, MO 63017
314.415.8231 tel

Project No: 26022

Revisions

| No. | Description | Date |
|---|---|---|
| | | |
| | | |
| | | |
| | | |
| | | |
| | | |
| | | |


This drawing and the details on it are the sole property of the architect and may be used for this specific project only. It shall not be loaned, copied or reproduced, in whole or in part, or for any other purpose or project without the written consent of the Architect. Copyright © 2026 by Bond Architects, Inc.


STATE OF MISSOURI
MICHELLE R. WELLS
NUMBER A-2021031961
ARCHITECT
11/5/26

The Professional Architects seal affixed to this sheet applies only to the material and items shown on this sheet. All drawings, instruments or other documents not exhibiting this seal shall not be considered prepared by this architect, and this architect expressly disclaims any and all responsibility for such plan, drawings or documents not exhibiting this seal.

DATE: 11.05.2026

BID / PERMIT SET

INTERIOR DETAILS

A11.5

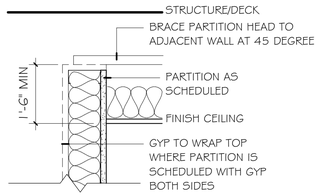


## a: PARTITION MODIFIER

NOTE: ADD SOUND BATT INSULATION PER PARTITION TYPE. STC RATING OF CEILING TO BE EQUIVALENT TO WALL

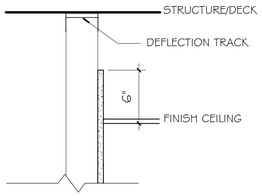


## b: PARTITION MODIFIER

NOTE: DO NOT ADD SOUND BATT INSULATION WHERE THIS DETAIL IS REFERENCED ON PLAN

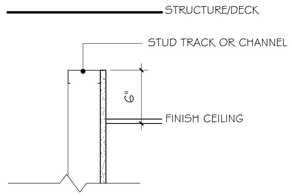


## c: PARTITION MODIFIER

NOTE: DO NOT ADD SOUND BATT INSULATION WHERE THIS DETAIL IS REFERENCED ON PLAN

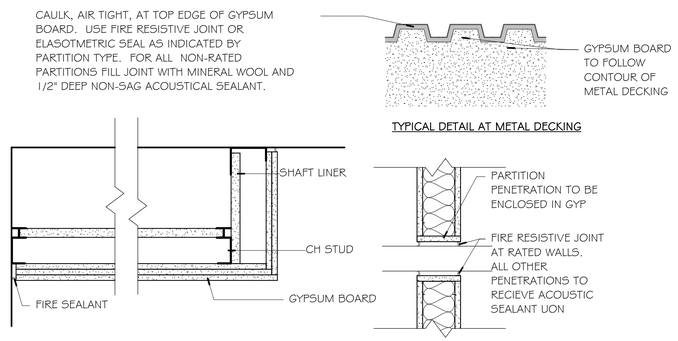


TYPICAL DETAIL AT RATED HORIZONTAL PARTITION




TYPICAL DETAIL AT METAL DECKING




TYPICAL DETAIL WALL PENETRATIONS

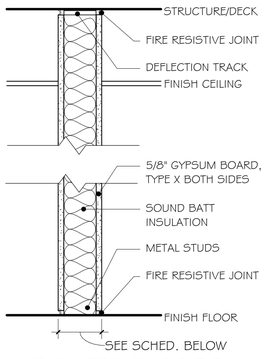


## A: 1HR RATED PARTITION

| P-TYPE | STUD SIZE | PARTITION THICKNESS | SOUND ATTENUATION BLANKET | KEYED NOTES |
|---|---|---|---|---|
| A1 | 3-5/8" | 4-7/8" | NONE | |
| A2 | 3-5/8" | 4-7/8" | 3" | |
| A3 | 4" | 5-1/4" | NONE | |
| A4 | 4" | 5-1/4" | 3" | |
| A5 | 6" | 7-1/4" | NONE | |
| A6 | 6" | 7-1/4" | 3" | |

UL DESIGN: U465

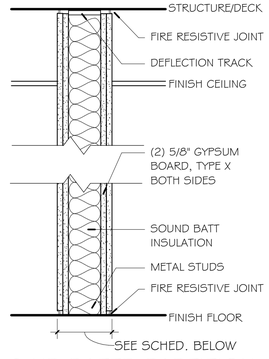


## B: 2 HR RATED PARTITION

| P-TYPE | STUD SIZE | PARTITION THICKNESS | SOUND ATTENUATION BLANKET | KEYED NOTES |
|---|---|---|---|---|
| B1 | 3-5/8" | 6-1/8" | NONE | |
| B2 | 3-5/8" | 6-1/8" | 3" | |
| B3 | 4" | 6-1/2" | NONE | |
| B4 | 4" | 6-1/2" | 3" | |
| B5 | 6" | 8-1/2" | NONE | |
| B6 | 6" | 8-1/2" | 3" | |

UL DESIGN: U425 OR U407

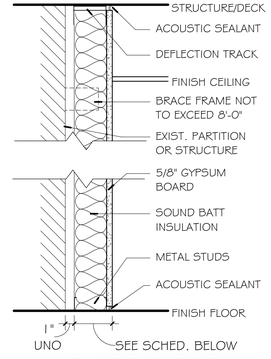


## E: NON-RATED PARTITION

| P-TYPE | STUD SIZE | PARTITION THICKNESS | SOUND ATTENUATION BLANKET | KEYED NOTES |
|---|---|---|---|---|
| E1 | 1-5/8" | 2-1/4" | NONE | |
| E2 | 1-5/8" | 2-1/4" | 1" | |
| E3 | 2-1/2" | 3-1/8" | NONE | |
| E4 | 2-1/2" | 3-1/8" | 2" | |
| E5 | 3-5/8" | 4-1/4" | NONE | |
| E6 | 3-5/8" | 4-1/4" | 3" | |
| E7 | 4" | 4-5/8" | NONE | |
| E8 | 4" | 4-5/8" | 3" | |
| E9 | 6" | 6-5/8" | NONE | |
| E10 | 6" | 6-5/8" | 6" | |

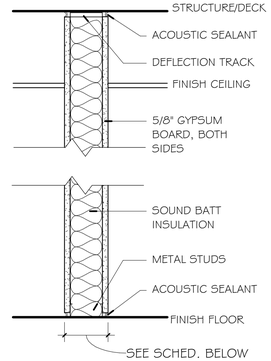


## J: NON-RATED PARTITION

| P-TYPE | STUD SIZE | PARTITION THICKNESS | SOUND ATTENUATION BLANKET | KEYED NOTES |
|---|---|---|---|---|
| J1 | 3-5/8" | 4-7/8" | NONE | |
| J2 | 3-5/8" | 4-7/8" | 3" | |
| J3 | 4" | 5-1/4" | NONE | |
| J4 | 4" | 5-1/4" | 3" | |
| J5 | 6" | 7-1/4" | NONE | |
| J6 | 6" | 7-1/4" | 6" | |

PARTITION GENERAL NOTES:

FRAMING & FINISH:
VERTICAL AND HORIZONTAL SPANS NOT TO EXCEED MANUFACTURES RECOMMENDATIONS. SEE STRUCTURAL DRAWINGS FOR REINFORCING AND BRACING IN CMU PARTITIONS.

GYPSUM BOARD PARTITIONS TO BE TAPED AND SANDED SMOOTH TO MEET SPECIFIED FINISH - SEE FINISH SCHEDULE.

SEE FINISH PLANS AND LEGEND FOR SCHEDULED WALL BASE.

CONTROL JOINTS (CJ) SHALL BE INSTALLED AT A MAXIMUM OF 30'-0" OC AND AT MAJOR INTERRUPTIONS

ALL OPENINGS, PENETRATIONS, AND JOINTS TO BE SEALED AS FOLLOWS:

SMOKE PARTITION:
CONTINUOUS SEAL WITH ELASTOMETRIC SEALANT. SEE CODE PLANS FOR EXTENT AND LOCATION.

FIRE PARTITION:
SEAL PER SPECIFICATIONS FOR FIRE STOP SYSTEMS AND FIRE RESISTIVE JOINT SYSTEMS. SEE CODE PLANS FOR EXTENT AND LOCATION.

PROVIDE IDENTIFICATION LABELING 12" ABOVE SUSPENDED CEILINGS. APPLY 12" HIGH RED LETTERING STATING "FIREWALL" EVERY 4 FEET FOR ENTIRE LENGTH OF SUSPENDED CEILING AREA.

NON-RATED PARTITION:
ALL GYPSUM BOARD TO BE 5/8" TYPE X UNLESS OTHERWISE NOTED. REFER TO SPECIFICATIONS FOR GYPSUM TYPE DESCRIPTIONS.

MECHANICALLY FASTEN GYPSUM BOARD TO EXISTING WALLS.

SEE FINISH SCHEDULE FOR ANY ADDITIONAL FINISHES WHICH WILL BE APPLIED TO SURFACE OF PARTITIONS.

TILE LOCATIONS TO HAVE CEMENT BOARD BACKER AS SPECIFIED

NO BATT INSULATION IN PARTITIONS HALF HEIGHT WALLS.

ACOUSTIC PARTITIONS:
INFILL GAPS AT THROUGH-WALL PENETRATIONS AND CAULK AS REQUIRED TO PREVENT SOUND TRANSFER WHERE INSULATION IS SHOWN.

FILL JOINT WITH MINERAL WOOL AND 1/2" DEEP NON-SAG ACOUSTICAL SEALANT.

RECESSED ITEMS IN PARTITION SHALL NOT BE INSTALLED BACK TO BACK.

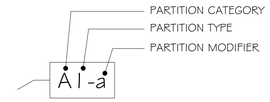


NOTE:
A = STANDARD PARTITIONS
AA = PROJECT SPECIFIC PARTITIONS

PARTITION KEYED NOTES:

1. PROVIDE CONTINUOUS THERMAL BARRIER AT LOCATIONS OF SPRAY FOAM INSULATION
2. 1" RIGID INSULATION IN LIEU OF BATT INSULATION ON EXTERIOR WALLS WITH RETURN AIR PLENUMS. SEE WALL SECTIONS.
3. FACE OF PARTITION WITH ACOUSTIC ISOLATION CLIPS NOT TO RECEIVE TILE
4. DEMO EXISTING TILE/SUBSTRATE AND ATTACH CEMENT BOARD IN LIEU OF GYP BOARD FOR TILE BACKING. WHERE DEMO OCCURS EXTEND VERTICALLY TO COVER INSULATION/STUD CAVITY
5. OMIT STEEL TUBE AND BASE PLATE.
6. OMIT STEEL TUBE AND BASE PLATE ANCHORED TO SLAB WHERE HALF HEIGHT PARTITION EXTENDS LESS THAN 3'-0" AND HAS LATERAL SUPPORT.
7. CONCRETE MASONRY UNIT RATING DESIGN: NBS REPORT BMS 92 TABLE 26
8. SEE CODE PLAN FOR RATED WALLS


bond architects
222 SOUTH CENTRAL AVE.
SUITE# 501
ST. LOUIS, MO 63105
TEL: 314.863.4994
FAX: 314.863.4996
www.bondarchitectsinc.com
Bond Architects, Inc.
Missouri State Certificate of Authority # 2009027409

**Cole & Associates, Inc.**
Civil Engineer
Consultant Project #26-0064
Certificate of Authority #001165
401 S. 18th St., Suite 200
St. Louis, MO 63103
314.984.9887 tel

**CASE Engineering, Inc.**
Structural Engineer
Consultant Project BDA-MO-06-26
Certificate of Authority #001498
796 Merus Ct.
Fenton, MO 63026
636.349.1600 tel

**RTM Engineering Consultants**
MEP Engineer
Consultant Project #26.B00203.2171
Certificate of Authority #2002028690
3701 S. Lindbergh Blvd.
St. Louis, MO 63127
314.725.5889 tel

**PINCHIN, LLC**
Hazardous Materials Consultant
Consultant Project #R262.00457.006
2 Cityplace Drive, Suite 195
St. Louis, MO 63141
314.230.0182 tel


West High School
14653 Clayton Rd., Ballwin, MO 63011
Parkway PN #542501B
Building Renovation & Site Improvements

Parkway School District
363 N. Woods Mill Rd., Chesterfield, MO 63017
314.415.8231 tel

Project No: 26022

Revisions

| No. | Description | Date |
|---|---|---|
| | | |


This drawing and the details on it are the sole property of the architect and may be used for this specific project only. It shall not be loaned, copied or reproduced, in whole or in part, or for any other purpose or project without the written consent of the Architect. Copyright © 2026 by Bond Architects, Inc.


STATE OF MISSOURI
MICHELLE R. WELLS
NUMBER A-2021031961
ARCHITECT
11/5/26


The Professional Architects seal affixed to this sheet applies only to the material and items shown on this sheet. All drawings, instruments or other documents not exhibiting this seal shall not be considered prepared by this architect, and this architect expressly disclaims any and all responsibility for such plan, drawings or documents not exhibiting this seal.


DATE: 11.05.2026

BID / PERMIT SET

PARTITION TYPES

A12.1

SCALE: 3" = 1'-0" 0 0.25' 0.5' 1'
SCALE: 1 1/2" = 1'-0" 0 0.5' 1' 2'
SCALE: 1" = 1'-0" 0 0.5' 1' 2'
SCALE: 3/4" = 1'-0" 0 1' 2' 3'
SCALE: 1/2" = 1'-0" 0 1' 2' 4'
SCALE: 1/4" = 1'-0" 0 2' 4' 8'
SCALE: 1/8" = 1'-0" 0 4' 8' 16'
SCALE: 1/16" = 1'-0" 0 8' 16' 32'

10/28/2026 11:12:06 AM

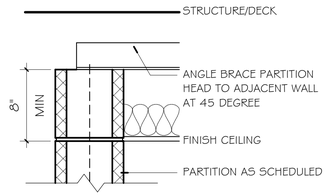


## a: PARTITION MODIFIER

NOTE: ADD SOUND BATT INSULATION PER PARTITION TYPE. STC RATING OF CEILING TO BE EQUIVALENT TO WALL

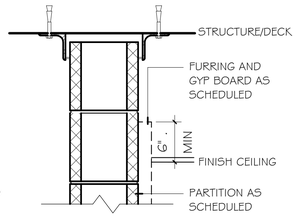


## b: PARTITION MODIFIER

NOTE: DO NOT ADD SOUND BATT INSULATION WHERE THIS DETAIL IS REFERENCED ON PLAN

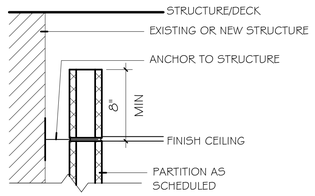


## c: PARTITION MODIFIER

NOTE: DO NOT ADD SOUND BATT INSULATION WHERE THIS DETAIL IS REFERENCED ON PLAN

NOTE: AT TYPE M PARTITIONS, USE TYPE B PARTITION TO SCRIBE & INFILL BETWEEN WAFFLE SLAB RIBS. SEE PREVIOUS SHEET FOR PARTITION TYPE B NOTES. USE CORRESPONDING STUD SIZE TO ALLOW FINISH FACE OF GYPSUM BOARD TO SIT PROUD OF FINISH FACE OF CMU.

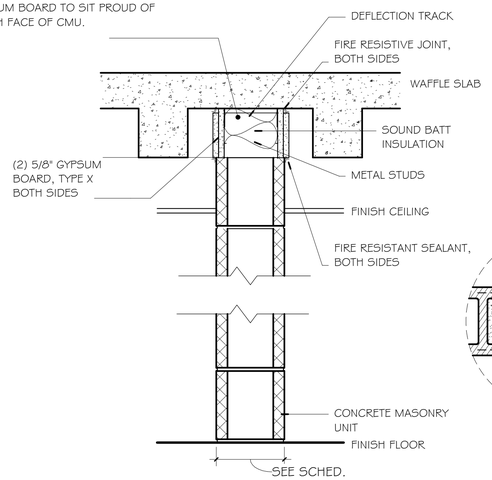


## M: RATED PARTITION

| P-TYPE | STUD SIZE | PARTITION THICKNESS | CMU SIZE | KEYED NOTES | |
|---|---|---|---|---|---|
| M1 | NONE | | 3-5/8" | 7 | 1 HOUR |
| M2 | NONE | | 5-5/8" | 7 | 1 HOUR |
| M3 | NONE | | 7-5/8" | 7 | 2 HOUR |
| M4 | NONE | | 9-5/8" | 7 | 2 HOUR |
| M5 | NONE | | 11-5/8" | 7 | 2 HOUR |
| M6 | NONE | | 7-5/8" | 7 | 3 HOUR |
| M7 | NONE | | 7-5/8" | 7 | 4 HOUR |

UL DESIGN: U906

NOTE: AT TYPE N PARTITIONS, USE TYPE J PARTITION PLUS (1) LAYER OF TYPE X GYPSUM BOARD ON EACH SIDE OF PARTITION TO SCRIBE & INFILL BETWEEN WAFFLE SLAB RIBS. SEE PREVIOUS SHEET FOR PARTITION TYPE J NOTES. USE CORRESPONDING STUD SIZE TO ALLOW FINISH FACE OF GYPSUM BOARD TO SIT PROUD OF FINISH FACE OF CMU.

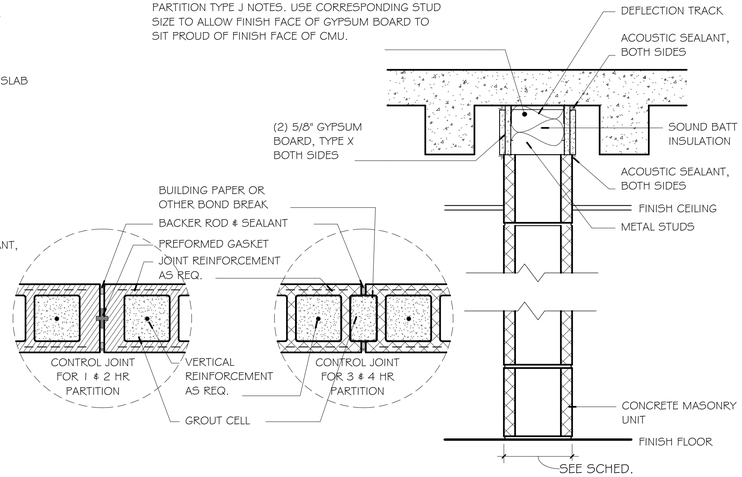


## N: NON-RATED PARTITION

| P-TYPE | STUD SIZE | PARTITION THICKNESS | CMU SIZE | KEYED NOTES |
|---|---|---|---|---|
| N1 | NONE | | 3-5/8" | |
| N2 | NONE | | 5-5/8" | |
| N3 | NONE | | 7-5/8" | |
| N4 | NONE | | 9-5/8" | |
| N5 | NONE | | 11-5/8" | |

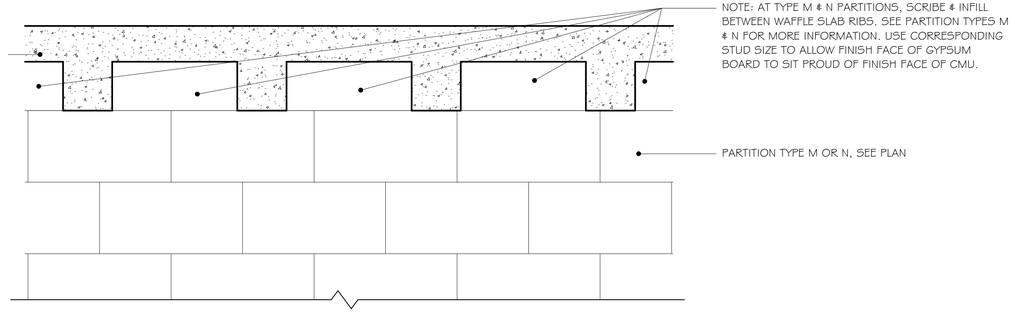


## PARTITION TYPE M & N ELEVATION AT WAFFLE SLAB (NOT TO SCALE)

NOTE: WHERE GYPSUM BOARD IS ATTACHED TO CMU, GYP BOARD TO FOLLOW CONTOUR OF METAL DECK

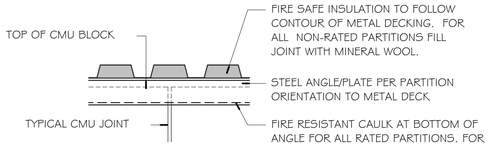


TYPICAL DETAIL AT METAL DECKING

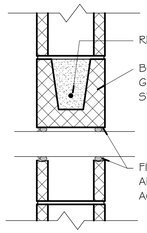


TYPICAL DETAIL WALL PENETRATIONS

PARTITION GENERAL NOTES:

FRAMING & FINISH:
VERTICAL AND HORIZONTAL SPANS NOT TO EXCEED MANUFACTURES RECOMMENDATIONS. SEE STRUCTURAL DRAWINGS FOR REINFORCING AND BRACING IN CMU PARTITIONS.

GYPSUM BOARD PARTITIONS TO BE TAPED AND SANDED SMOOTH TO MEET SPECIFIED FINISH - SEE FINISH SCHEDULE.

SEE FINISH PLANS AND LEGEND FOR SCHEDULED WALL BASE.

CONTROL JOINTS (CJ) SHALL BE INSTALLED AT A MAXIMUM OF 30'-0" OC AND AT MAJOR INTERRUPTIONS

ALL OPENINGS, PENETRATIONS, AND JOINTS TO BE SEALED AS FOLLOWS:

SMOKE PARTITION:
CONTINUOUS SEAL WITH ELASTOMETRIC SEALANT. SEE CODE PLANS FOR EXTENT AND LOCATION.

FIRE PARTITION:
SEAL PER SPECIFICATIONS FOR FIRE STOP SYSTEMS AND FIRE RESISTIVE JOINT SYSTEMS. SEE CODE PLANS FOR EXTENT AND LOCATION.

PROVIDE IDENTIFICATION LABELING 12" ABOVE SUSPENDED CEILINGS. APPLY 12" HIGH RED LETTERING STATING "FIREWALL" EVERY 4 FEET FOR ENTIRE LENGTH OF SUSPENDED CEILING AREA.

NON-RATED PARTITION:
ALL GYPSUM BOARD TO BE 5/8" TYPE X UNLESS OTHERWISE NOTED. REFER TO SPECIFICATIONS FOR GYPSUM TYPE DESCRIPTIONS.

MECHANICALLY FASTEN GYPSUM BOARD TO EXISTING WALLS.

SEE FINISH SCHEDULE FOR ANY ADDITIONAL FINISHES WHICH WILL BE APPLIED TO SURFACE OF PARTITIONS.

TILE LOCATIONS TO HAVE CEMENT BOARD BACKER AS SPECIFIED

NO BATT INSULATION IN PARTITIONS HALF HEIGHT WALLS.

ACOUSTIC PARTITIONS:
INFILL GAPS AT THROUGH-WALL PENETRATIONS AND CAULK AS REQUIRED TO PREVENT SOUND TRANSFER WHERE INSULATION IS SHOWN.

FILL JOINT WITH MINERAL WOOL AND 1/2" DEEP NON-SAG ACOUSTICAL SEALANT.

RECESSED ITEMS IN PARTITION SHALL NOT BE INSTALLED BACK TO BACK.

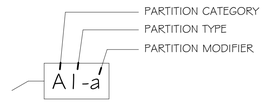


NOTE:
A = STANDARD PARTITIONS
AA = PROJECT SPECIFIC PARTITIONS

PARTITION KEYED NOTES:

1. PROVIDE CONTINUOUS THERMAL BARRIER AT LOCATIONS OF SPRAY FOAM INSULATION
2. 1" RIGID INSULATION IN LIEU OF BATT INSULATION ON EXTERIOR WALLS WITH RETURN AIR PLENUMS. SEE WALL SECTIONS.
3. FACE OF PARTITION WITH ACOUSTIC ISOLATION CLIPS NOT TO RECEIVE TILE
4. DEMO EXISTING TILE/SUBSTRATE AND ATTACH CEMENT BOARD IN LIEU OF GYP BOARD FOR TILE BACKING. WHERE DEMO OCCURS EXTEND VERTICALLY TO COVER INSULATION/STUD CAVITY
5. OMIT STEEL TUBE AND BASE PLATE.
6. OMIT STEEL TUBE AND BASE PLATE ANCHORED TO SLAB WHERE HALF HEIGHT PARTITION EXTENDS LESS THAN 3'-0" AND HAS LATERAL SUPPORT.
7. CONCRETE MASONRY UNIT RATING DESIGN: NBS REPORT BMS 92 TABLE 26


bond architects
222 SOUTH CENTRAL AVE.
SUITE# 501
ST. LOUIS, MO 63105
TEL: 314.863.4994
FAX: 314.863.4996
www.bondarchitectsinc.com
Bond Architects, Inc.
Missouri State Certificate of Authority # 2009027409

**Cole & Associates, Inc.**
Civil Engineer
Consultant Project #26-0064
Certificate of Authority #001165
401 S. 18th St., Suite 200
St. Louis, MO 63103
314.984.9887 tel

**CASE Engineering, Inc.**
Structural Engineer
Consultant Project BDA-MO-06-26
Certificate of Authority #001498
798 Merus Ct.
Fenton, MO 63026
636.349.1600 tel

**RTM Engineering Consultants**
MEP Engineer
Consultant Project #26.B00203.2171
Certificate of Authority #2002028690
3701 S. Lindbergh Blvd.
St. Louis, MO 63127
314.725.5889 tel

**PINCHIN, LLC**
Hazardous Materials Consultant
Consultant Project #R262.00457.006
2 Cityplace Drive, Suite 195
St. Louis, MO 63141
314.230.0182 tel


West High School
14653 Clayton Rd., Ballwin, MO 63011
Parkway PN #542501B
Building Renovation & Site Improvements

Parkway School District
363 N. Woods Mill Rd., Chesterfield, MO 63017
314.415.8231 tel

Project No: 26022

Revisions

| No. | Description | Date |
|---|---|---|
| | | |


This drawing and the details on it are the sole property of the architect and may be used for this specific project only. It shall not be loaned, copied or reproduced, in whole or in part, or for any other purpose or project without the written consent of the Architect. Copyright © 2026 by Bond Architects, Inc.


STATE OF MISSOURI
MICHELLE R. WELLS
NUMBER A-2021031961
ARCHITECT
11/5/26


The Professional Architects seal affixed to this sheet applies only to the material and items shown on this sheet. All drawings, instruments or other documents not exhibiting this seal shall not be considered prepared by this architect, and this architect expressly disclaims any and all responsibility for such plan, drawings or documents not exhibiting this seal.


DATE: 11.05.2026

BID / PERMIT SET

PARTITION TYPES

A12.2

10/28/2026 11:12:07 AM

## DOOR SCHEDULE

| MARK | WIDTH | HEIGHT | DOOR TYPE | FRAME TYPE | FIRE RATING | HARDWARE GROUP | COMMENTS |
|---|---|---|---|---|---|---|---|
| 1213 | 3' - 0" | 7' - 0" | WD-1 | HM-B | 20 MIN. (S) | 1.43A | SELF CLOSING |
| 1217 | 2' - 8" | 7' - 0" | WD-1 | HM-B | 20 MIN. (S) | 1.43A] | SELF CLOSING |
| 1600 | 3' - 0" | 7' - 0" | EXIST. | EXIST. | EXIST. | EXIST. | REINSTALL SALVAGED DOOR, FRAME, & HARDWARE |
| 1603 | 3' - 0" | 7' - 0" | WD-1 | HM-B | 20 MIN. (S) | 1.43A | SELF CLOSING |
| 1604 | 3' - 0" | 7' - 0" | WD-3 | HM-B | 20 MIN. (S) | 3.02A | SELF CLOSING |
| 1605 | 3' - 0" | 7' - 0" | WD-1 | HM-A | | 1.43 | |
| 1606 | 3' - 0" | 7' - 0" | WD-1 | HM-B | | 3.02 | |
| 1606A | 3' - 0" | 7' - 0" | WD-1 | HM-B | | 3.02 | |
| 1608 | 3' - 0" | 7' - 0" | WD-1 | HM-B | | 1.43 | |
| 1609 | 3' - 0" | 7' - 0" | WD-1 | HM-B | | 3.02 | |
| 1609A | 3' - 0" | 7' - 0" | WD-1 | HM-B | | 3.02 | |
| 1609B | 3' - 0" | 7' - 0" | WD-1 | HM-B | | 3.02 | |
| 1610 | 3' - 0" | 7' - 0" | WD-1 | HM-B | | 3.02 | |
| 1611 | 3' - 0" | 7' - 0" | WD-1 | HM-B | | 3.02 | |
| 1611A | 6' - 0" | 7' - 0" | WD-2 | HM-B | 20 MIN. (S) | 08.02A | SELF CLOSING |
| 1612 | 3' - 0" | 7' - 0" | WD-3 | HM-B | 20 MIN. (S) | 3.02A | SELF CLOSING |
| 1613 | 3' - 0" | 7' - 0" | WD-1 | HM-B | | 1.43 | |
| 1614 | 3' - 0" | 7' - 0" | WD-1 | HM-B | | 3.02 | |
| 1614A | 3' - 0" | 7' - 0" | WD-3 | HM-B | | 3.02 | |
| 1614B | 3' - 0" | 7' - 0" | WD-1 | HM-B | | 1.43 | |
| 1615 | 3' - 0" | 7' - 0" | WD-1 | HM-B | | 3.02 | |
| 1615A | 3' - 0" | 7' - 0" | WD-1 | HM-B | | 3.02 | |
| 1615B | 3' - 0" | 7' - 0" | WD-1 | HM-B | | 3.02 | |
| 1616 | 3' - 0" | 7' - 0" | WD-1 | HM-B | | 3.02 | |
| 1617 | 3' - 0" | 7' - 0" | WD-1 | HM-B | | 3.02 | |
| 1617A | 3' - 0" | 7' - 0" | WD-1 | HM-B | | 3.02 | |
| 1618 | 3' - 0" | 7' - 0" | WD-1 | HM-B | 20 MIN. (S) | 1.43A | SELF CLOSING |
| 1619 | 3' - 0" | 7' - 0" | WD-1 | HM-B | 20 MIN. (S) | 10.01A | SELF CLOSING |
| 1620 | 3' - 0" | 7' - 0" | WD-1 | HM-B | 20 MIN. (S) | 4.02A | SELF CLOSING |
| 1621 | 3' - 0" | 7' - 0" | WD-1 | HM-B | 20 MIN. (S) | 10.01A | SELF CLOSING |
| 1622 | 6' - 0" | 7' - 0" | WD-4 | HM-B | 20 MIN. (S) | 08.02A | SELF CLOSING |
| 1624 | 3' - 0" | 7' - 0" | WD-1 | HM-B | 20 MIN. (S) | 1.43A | SELF CLOSING |
| 1625 | 6' - 0" | 7' - 0" | WD-2 | HM-B | 20 MIN. (S) | 08.02A | SELF CLOSING |
| 1625A | 6' - 0" | 7' - 0" | --- | HM-C | | --- | CASED OPENING |
| 1627 | 6' - 0" | 7' - 0" | WD-2 | HM-B | 20 MIN. (S) | 08.04A | SELF CLOSING |
| 1628 | 3' - 0" | 7' - 0" | WD-1 | HM-B | 20 MIN. (S) | 3.02A | SELF CLOSING |
| 1629 | 3' - 0" | 7' - 0" | WD-1 | HM-B | | 4.02B | |
| 1631 | 3' - 0" | 7' - 0" | WD-1 | HM-B | 20 MIN. (S) | 1.43A | SELF CLOSING |
| 1635 | 3' - 0" | 7' - 0" | WD-3 | HM-B | 20 MIN. (S) | 3.02A | SELF CLOSING |
| 1636 | 3' - 0" | 7' - 0" | WD-1 | HM-B | | 4.02B | |
| C1SA | 6' - 0" | 7' - 0" | AL-2 | ALUM | | 08.02 | WALL-MOUNTED MAGNETIC HOLD OPENS, SEE WINDOW TYPES |
| C1U | 6' - 0" | 7' - 0" | WD-2 | HM-B | 90 MIN. (S) | 08.02A | SELF CLOSING |
| C1W | 6' - 0" | 7' - 0" | WD-2 | HM-B | 90 MIN. (S) | 08.02 | SELF CLOSING WITH WALL-MOUNTED MAGNETIC HOLD OPENS, TIED TO FIRE ALARM |
| E1A-C1H | 2' - 11 3/4" | 8' - 0" | ELEVATOR | ELEVATOR | | --- | INSTALL NEW HALL-DOORS AT ELEVATOR. NEW DOORS TO BE COMPATIBLE WITH NEW CAB DOORS |
| E1A-C2V | 2' - 11 3/4" | 8' - 0" | ELEVATOR | ELEVATOR | | --- | INSTALL NEW HALL-DOORS AT ELEVATOR. NEW DOORS TO BE COMPATIBLE WITH NEW CAB DOORS |
| E1A-C3V | 2' - 11 3/4" | 8' - 0" | ELEVATOR | ELEVATOR | | --- | INSTALL NEW HALL-DOORS AT ELEVATOR. NEW DOORS TO BE COMPATIBLE WITH NEW CAB DOORS |
| E1A-ROOF | 2' - 11 3/4" | 7' - 0" | ELEVATOR | ELEVATOR | | --- | INSTALL NEW EXTERIOR-DOORS AT ELEVATOR. NEW DOORS TO BE COMPATIBLE WITH NEW CAB DOORS |
| E1B-C0A | 4' - 0" | 8' - 0" | EXIST. ELEVATOR | EXIST. ELEVATOR | | --- | EXISTING HALL-DOORS TO REMAIN. PREP & PAINT. INSTALL GAL RETROFIT KIT. |
| E1B-C1N | 4' - 0" | 8' - 0" | EXIST. ELEVATOR | EXIST. ELEVATOR | | --- | EXISTING HALL-DOORS TO REMAIN. PREP & PAINT. INSTALL GAL RETROFIT KIT. |
| EXD-500 | 6' - 0" | 6' - 8" | FRP-2 | ALUM | | 1.42 | NOTE: DOOR & FRAME TO BE SPECIAL-LITE. SEE WINDOW TYPES |
| EXD-1315 | 3' - 0" | 7' - 0" | FRP-3 | ALUM | | 1.41 | NOTE: DOOR & FRAME TO BE SPECIAL-LITE. SEE WINDOW TYPES |
| EXD-1601 | 6' - 0" | 7' - 0" | FRP-5 | ALUM | | 01.02 | NOTE: DOOR, FRAME, & LOUVERS TO BE SPECIAL-LITE. SEE WINDOW TYPES |
| EXD-C1O | 6' - 0" | 7' - 10" | FRP-4 | ALUM | | 1.23 | NOTE: DOOR & FRAME TO BE SPECIAL-LITE. SEE WINDOW TYPES |

GENERAL NOTE: REFER TO SPECIFICATIONS FOR HARDWARE GROUPS.

DOOR GENERAL NOTES:

1. COORDINATE AND PROVIDE HARDWARE AS DETAILED IN THE SPECIFICATIONS OR, IF NOT SPECIFIED, PROVIDE HARDWARE (OF EQUAL QUALITY TO THAT SPECIFIED, AND MOST SIMILAR IN FUNCTION TO TYPE OF DOOR) REQUIRED FOR DOORS TO OPERATE AND APPEAR AS INTENDED ON DRAWINGS.
2. IF CONFLICT EXISTS BETWEEN DOOR RATING AS SCHEDULED AND WALL/PARTITION TYPE FIRE RATING AS SHOWN ON PLANS, PROVIDE DOOR(S) WITH THE GREATER FIRE RATING OF THE TWO.
3. VERIFY ALL DIMENSIONS AND CLEARANCES, AND COORDINATE UNDERCUTTING REQUIRED TO CLEAR ADJACENT FLOOR MATERIALS.
4. IF A DISCREPANCY EXISTS BETWEEN THE DOOR SCHEDULE REMARKS AND THE HARDWARE SCHEDULE IN THE SPECIFICATIONS, PROVIDE THE HARDWARE NEEDED TO MEET THE MORE STRINGENT OF THE REQUIREMENTS.

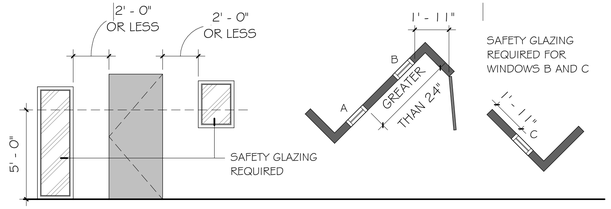


5 / A12.3 TYPICAL TEMPERED GLAZING LOCATION
1/4" = 1'-0"

TEMPERED GLAZING GENERAL NOTES:

1. GLASS IN ANY DOOR.

2. GLASS IN ANY KIND OF SHOWER, BATHTUB AREA, HOT TUB, STEAM ROOM, SAUNA OR WHIRLPOOL AREA WHERE THE BOTTOM EDGE OF THE GLASS IS LESS THAN 60 INCHES ABOVE A STANDING SURFACE AND DRAIN OUTLET.

3. GLASS IN FIXED OR OPERABLE PANELS ADJACENT TO A DOOR WHERE THE NEAREST EXPOSED EDGE OF THE GLAZING IS WITHIN A 24" ARC OF EITHER VERTICAL EDGE OF THE DOOR IN A CLOSED POSITION AND WHERE THE BOTTOM EDGE OF THE GLAZING IS LESS THAN 60" ABOVE A WALKING SURFACE.

4. GLASS IN FIXED OR OPERABLE PANELS THAT MEETS ALL OF THE FOLLOWING CONDITIONS:
   A. BOTTOM EDGE IS LESS THAN 18" ABOVE FLOOR.
   B. TOP EDGE IS GREATER THAN 36" ABOVE FLOOR.
   C. TOTAL AREA OF GLASS IS GREATER THAN 9 SF.
   D. ONE OR MORE WALKING SURFACES WITHIN 36" HORIZONTALLY OF THE GLAZING.

5. GLASS IN WALLS USED AS A BARRIER FOR INDOOR OR OUTDOOR SWIMMING POOLS OR SPAS WHEN BOTH OF THE FOLLOWING EXIST:
   A. THE BOTTOM EDGE OF THE GLAZING IS LESS THAN 60" ABOVE A POOL SIDE OF THE GLAZING.
   B. THE GLAZING IS WITHIN 5 FEET OF A SWIMMING POOL OR SPA DECK AREA.

6. GLASS IN WALLS ENCLOSING STAIRWAY LANDINGS OR WITHIN 5 FEET OF THE BOTTOM AND TOP OF STAIRWAYS WHERE THE BOTTOM EDGE OF THE GLASS IS LESS THAN 60" ABOVE A WALKING SURFACE.

7. MINIMUM GLASS THICKNESSES TO MEET GANA PUBLICATION: "LAMINATED GLAZING REFERENCE MANUAL" AND "GLAZING MANUAL" AND IGMA PUBLICATION FOR INSULATING GLASS: SIGMA TM-3000, "NORTH AMERICAN GLAZING GUIDELINES FOR SEALED INSULATING GLASS UNITS FOR COMMERCIAL AND RESIDENTIAL USE."

GLASS & FRP LEGEND:

| | | |
|---|---|---|
| | GLASS-1 | VISION GLASS-1" TEMPERED, INSULATED SN68 ON CLEAR |
| | GLASS-1.1 | VISION GLASS-1" INTRUDER RESISTANT SECURITY GLAZING, TO MEET UL 972, INSULATED SN68 ON CLEAR |
| | GLASS-2 | VISION GLASS-1/4" TEMPERED, CLEAR |
| | FRP-1 | 1" INSULATED FRP PANEL, COLOR BROWN TO MATCH STOREFRONT, ARCHITECT TO SELECT FROM MANUFACTURER'S FULL RANGE |

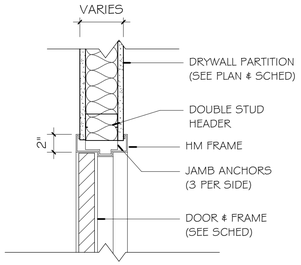


4 / A12.3 TYPICAL DOOR JAMB DETAIL
1 1/2" = 1'-0"

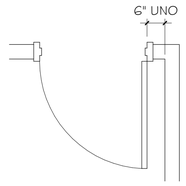


3 / A12.3 TYPICAL DOOR LOCATION
1/2" = 1'-0"

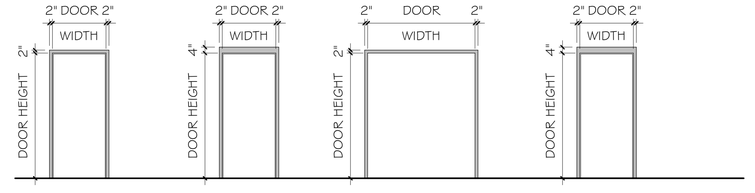


TYPE HM-A
TYPE: DOUBLE RABBET
MATERIAL: HOLLOW MTL
FINISH: PAINT

TYPE HM-B
TYPE: DOUBLE RABBET
MATERIAL: HOLLOW MTL
FINISH: PAINT

TYPE HM-C
TYPE: CASED OPENING
MATERIAL: HOLLOW MTL
FINISH: PAINT

TYPE ALUM-A
TYPE: DOUBLE RABBET
MATERIAL: ALUMINUM
FINISH: DARK BRONZE ANODIZED
NOTE: MANUFACTURER TO BE SPECIAL-LITE.

GENERAL NOTES:
1. REFER TO ELECTRICAL DRAWINGS FOR WIRING DIAGRAMS ON ELECTRIFIED DOORS.
2. CONTRACTOR TO VERIFY DIMENSIONS OF EXISTING OPENINGS AT LOCATIONS WHERE NEW FRAMES WILL BE INSTALLED.
3. MINIMUM GLASS THICKNESSES TO MEET GANA PUBLICATION: "LAMINATED GLAZING REFERENCE MANUAL" AND "GLAZING MANUAL" AND IGMA PUBLICATION FOR INSULATING GLASS: SIGMA TM-3000, "NORTH AMERICAN GLAZING GUIDELINES FOR SEALED INSULATING GLASS UNITS FOR COMMERCIAL AND RESIDENTIAL USE."

2 / A12.3 FRAME TYPES
1/4" = 1'-0"

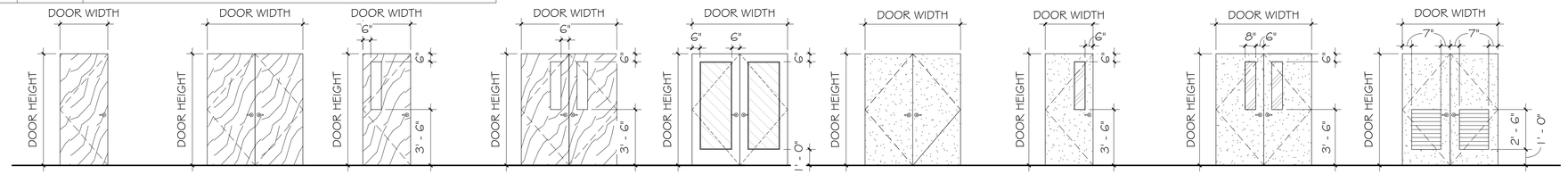


TYPE WD-1
TYPE: SWING
MATERIAL: SOLID WOOD
FINISH: STAINED
GLAZING: NONE

TYPE WD-2
TYPE: SWING
MATERIAL: SOLID WOOD
FINISH: STAINED
GLAZING: NONE

TYPE WD-3
TYPE: SWING
MATERIAL: SOLID WOOD
FINISH: STAINED
GLAZING: SEE GLASS LEGEND

TYPE WD-4
TYPE: SWING
MATERIAL: SOLID WOOD
FINISH: STAINED
GLAZING: SEE GLASS LEGEND

TYPE AL-2
TYPE: SWING
MATERIAL: ALUM.
FINISH: CLEAR
GLAZING: SEE GLASS LEGEND

TYPE FRP-2
TYPE: SWING
MATERIAL: FIBERGLASS REINFORCED POLYESTER
FINISH: TBD
GLAZING: NONE
NOTE: MANUFATURER TO BE SPECIAL-LITE.

TYPE FRP-3
TYPE: SWING
MATERIAL: FIBERGLASS REINFORCED POLYESTER
FINISH: TBD
GLAZING: SEE GLASS LEGEND
NOTE: MANUFACTURER TO BE SPECIAL-LITE.

TYPE FRP-4
TYPE: SWING
MATERIAL: FIBERGLASS REINFORCED POLYESTER
FINISH: TBD
GLAZING: SEE GLASS LEGEND
NOTE: MANUFACTURER TO BE SPECIAL-LITE.

TYPE FRP-5
TYPE: SWING
MATERIAL: FIBERGLASS REINFORCED POLYESTER
FINISH: TBD
GLAZING: NONE
NOTE: MANUFACTURER TO BE SPECIAL-LITE.

GENERAL NOTES:
1. MINIMUM GLASS THICKNESSES TO MEET GANA PUBLICATION: "LAMINATED GLAZING REFERENCE MANUAL" AND "GLAZING MANUAL" AND IGMA PUBLICATION FOR INSULATING GLASS: SIGMA TM-3000, "NORTH AMERICAN GLAZING GUIDELINES FOR SEALED INSULATING GLASS UNITS FOR COMMERCIAL AND RESIDENTIAL USE."

1 / A12.3 DOOR TYPES
1/4" = 1'-0"


bond architects
222 SOUTH CENTRAL AVE.
SUITE# 501
ST. LOUIS, MO 63105
TEL: 314.863.4994
FAX: 314.863.4996
www.bondarchitectsinc.com
Bond Architects, Inc.
Missouri State Certificate of Authority # 2009027409

**Cole & Associates, Inc.**
Civil Engineer
Consultant Project #26-0064
Certificate of Authority #001165
401 S. 18th St., Suite 200
St. Louis, MO 63103
314.984.9887 tel

**CASE Engineering, Inc.**
Structural Engineer
Consultant Project BDA-MO-06-26
Certificate of Authority #001498
796 Merus Ct.
Fenton, MO 63026
636.349.1600 tel

**RTM Engineering Consultants**
MEP Engineer
Consultant Project #26.B00203.2171
Certificate of Authority #2002028690
3701 S. Lindbergh Blvd.
St. Louis, MO 63127
314.725.5889 tel

**PINCHIN, LLC**
Hazardous Materials Consultant
Consultant Project #R262.00457.006
2 Cityplace Drive, Suite 195
St. Louis, MO 63141
314.230.0182 tel


West High School
14653 Clayton Rd., Ballwin, MO 63011
Parkway PN #5425018
Building Renovation & Site Improvements

Parkway School District
363 N. Woods Mill Rd., Chesterfield, MO 63017
314.415.8231 tel

Project No: 26022

Revisions

| No. | Description | Date |
|---|---|---|
| | | |


This drawing and the details on it are the sole property of the architect and may be used for this specific project only. It shall not be loaned, copied or reproduced, in whole or in part, or for any other purpose or project without the written consent of the Architect.
Copyright © 2026 by Bond Architects, Inc.


STATE OF MISSOURI
MICHELLE R. WELLS
NUMBER A-2021031961
ARCHITECT
11/5/26


The Professional Architects seal affixed to this sheet applies only to the material and items shown on this sheet. All drawings, instruments or other documents not exhibiting this seal shall not be considered prepared by this architect, and this architect expressly disclaims any and all responsibility for such plan, drawings or documents not exhibiting this seal.


DATE: 11.05.2026

BID / PERMIT SET

DOOR TYPES

A12.3

10/28/2026 11:12:09 AM

SCALE: 3" = 1'-0" 0 0.25' 0.5' 1'
SCALE: 1/2" = 1'-0" 0 0.5' 1' 2
SCALE: 1" = 1'-0" 0 0.5' 1' 2
SCALE: 3/4" = 1'-0" 0 1' 2' 3
SCALE: 1/2" = 1'-0" 0 1' 2' 4
SCALE: 1/4" = 1'-0" 0 2' 4' 8
SCALE: 1/8" = 1'-0" 0 4' 8' 16
SCALE: 1/16" = 1'-0" 0 8' 16' 32

SCALE: 3" = 1'-0" 0 0.25' 0.5' 1'

SCALE: 1 1/2" = 1'-0" 0 0.5' 1' 2

SCALE: 1" = 1'-0" 0 0.5' 1' 2

SCALE: 3/4" = 1'-0" 0 1' 2' 3

SCALE: 1/2" = 1'-0" 0 1' 2' 4

SCALE: 1/4" = 1'-0" 0 2' 4' 8

SCALE: 1/8" = 1'-0" 0 4' 8' 16

SCALE: 1/16" = 1'-0" 0 8' 16' 32

## GLASS & FRP LEGEND:

| | | |
|---|---|---|
| | GLASS-1 | VISION GLASS-1" TEMPERED, INSULATED SNGB ON CLEAR |
| | GLASS-1.1 | VISION GLASS-1" INTRUDER RESISTANT SECURITY GLAZING, TO MEET UL 972, INSULATED SNGB ON CLEAR |
| | GLASS-2 | VISION GLASS-1/4" TEMPERED, CLEAR |
| | FRP-1 | 1" INSULATED FRP PANEL, COLOR BROWN TO MATCH STOREFRONT, ARCHITECT TO SELECT FROM MANUFACTURER'S FULL RANGE |

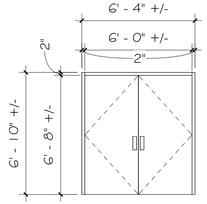


K

MATERIAL: ALUMINUM
FINISH: DARK BRONZE ANODIZED
GLAZING: SEE GLASS & FRP LEGEND
NOTE: MANUFACTURER OF DOOR & FRAME SYSTEM TO BE SPECIAL-LITE.

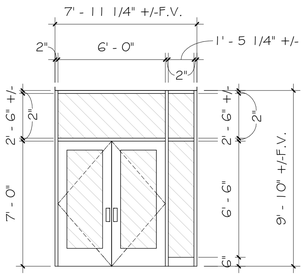


J

MATERIAL: ALUMINUM
FINISH: DARK BRONZE ANODIZED
GLAZING: SEE GLASS & FRP LEGEND

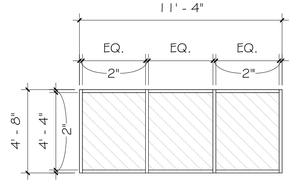


H

MATERIAL: ALUMINUM
FINISH: DARK BRONZE ANODIZED
GLAZING: SEE GLASS & FRP LEGEND

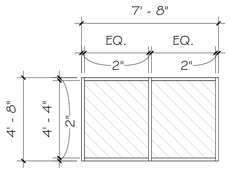


G

MATERIAL: ALUMINUM
FINISH: DARK BRONZE ANODIZED
GLAZING: SEE GLASS & FRP LEGEND

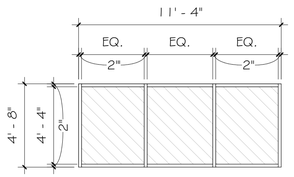


F

MATERIAL: ALUMINUM
FINISH: DARK BRONZE ANODIZED
GLAZING: SEE GLASS & FRP LEGEND

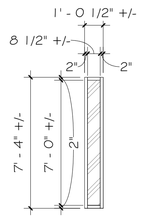


E

MATERIAL: ALUMINUM
FINISH: DARK BRONZE ANODIZED
GLAZING: SEE GLASS & FRP LEGEND

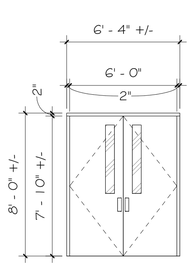


D

MATERIAL: ALUMINUM
FINISH: DARK BRONZE ANODIZED
GLAZING: SEE GLASS & FRP LEGEND
NOTE: MANUFACTURER OF DOOR & FRAME SYSTEM TO BE SPECIAL-LITE.

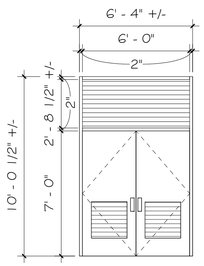


C

MATERIAL: ALUMINUM
FINISH: DARK BRONZE ANODIZED
GLAZING: SEE GLASS & FRP LEGEND
NOTE: MANUFACTURER OF DOOR, FRAME, & LOUVER SYSTEM TO BE SPECIAL-LITE.

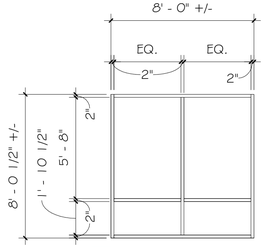


B

MATERIAL: ALUMINUM
FINISH: DARK BRONZE ANODIZED
GLAZING: SEE GLASS & FRP LEGEND

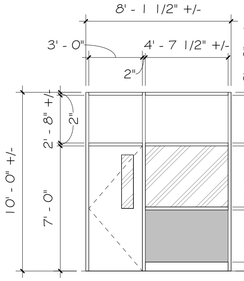


A

MATERIAL: ALUMINUM
FINISH: DARK BRONZE ANODIZED
GLAZING: SEE GLASS & FRP LEGEND
NOTE: MANUFACTURER OF DOOR & FRAME SYSTEM TO BE SPECIAL-LITE.

1 / A12.4 WINDOW & STOREFRONT TYPES
1/4" = 1'-0"

10/28/2026 11:12:11 AM


bond architects
222 SOUTH CENTRAL AVE.
SUITE# 501
ST. LOUIS, MO 63105
TEL: 314.863.4994
FAX: 314.863.4996
www.bondarchitectsinc.com
Bond Architects, Inc.
Missouri State Certificate of Authority # 2009027409

**Cole & Associates, Inc.**
Civil Engineer
Consultant Project #26-0064
Certificate of Authority #001165
401 S. 18th St., Suite 200
St. Louis, MO 63103
314.984.9887 tel

**CASE Engineering, Inc.**
Structural Engineer
Consultant Project BDA-MO-06-26
Certificate of Authority #001498
798 Merus Ct.
Fenton, MO 63026
636.349.1600 tel

**RTM Engineering Consultants**
MEP Engineer
Consultant Project #26.B00203.2171
Certificate of Authority #2002028690
3701 S. Lindbergh Blvd.
St. Louis, MO 63127
314.725.5889 tel

**PINCHIN, LLC**
Hazardous Materials Consultant
Consultant Project #R262.00457.006
2 Cityplace Drive, Suite 195
St. Louis, MO 63141
314.230.0182 tel


West High School
14653 Clayton Rd., Ballwin, MO 63011
Parkway PN #542501B
Building Renovation & Site Improvements

Parkway School District
363 N. Woods Mill Rd., Chesterfield, MO 63017
314.415.8231 tel

Project No: 26022

Revisions

| No. | Description | Date |
|---|---|---|
| | | |


This drawing and the details on it are the sole property of the architect and may be used for this specific project only. It shall not be loaned, copied or reproduced, in whole or in part, or for any other purpose or project without the written consent of the Architect. Copyright © 2026 by Bond Architects, Inc.


STATE OF MISSOURI
MICHELLE R. WELLS
NUMBER A-2021031961
ARCHITECT
11/5/26

The Professional Architects seal affixed to this sheet applies only to the material and items shown on this sheet. All drawings, instruments or other documents not exhibiting this seal shall not be considered prepared by this architect, and this architect expressly disclaims any and all responsibility for such plan, drawings or documents not exhibiting this seal.

DATE: 11.05.2026

BID / PERMIT SET

# WINDOW TYPES

A12.4

SCALE: 3" = 1'-0"

SCALE: 1 1/2" = 1'-0"

SCALE: 1" = 1'-0"

SCALE: 3/4" = 1'-0"

SCALE: 1/2" = 1'-0"

SCALE: 1/4" = 1'-0"

SCALE: 1/8" = 1'-0"

SCALE: 1/16" = 1'-0"

10/28/2026 11:48:29 AM

## FINISH MATERIAL SCHEDULE

| FINISH MARK | PRODUCT TYPE | FINISH MANUFACTURER | STYLE | SIZE | COLOR | FINISH | NOTES |
|---|---|---|---|---|---|---|---|
| ACT-1 | ACOUSTSIC CEILING TILE | ARMSTRONG | 1729 FINE FISSURED | 24 X 48 | WHITE | --- | GRID: SQUARE EDGE 15/16" |
| AP-1 | ACOUSTIC PANEL | GOLTERMAN AND SABO | ACAPELLA SCORES | SEE DRAWINGS | TERRA COTTA | --- | MOUNTING ADHESIVE |
| AP-2 | ACOUSTIC PANEL | PINTA ACOUSTIC | WILLTEC PAINTED | 2" THICK X SEE DRAWINGS | LIGHT GREY | --- | HUNG FLUSH WITH BOTTOM OF WAFFLE SLAB- SEE PLANS AND DETAILS |
| AP-3 | ACOUSTIC PANEL | PINTA ACOUSTIC | SONEX CLEAN BAFFLE | 12" X 48" X 25" | SLATE | --- | INSTALL AIRCRAFT CABLE, COORDINATE FINAL LAYOUT WITH ARCHITECT PRIOR TO INSTALL |
| AP-4 | ACOUSTIC PANEL | PINTA ACOUSTIC | WILLTEC PAINTED | 2" THICK X SEE DRAWINGS | LIGHT GREY | --- | HUNG FLUSH WITH BOTTOM OF WAFFLE SLAB- SEE PLANS AND DETAILS |
| AP-5 | ACOUSTIC PANEL | GOLTERMAN AND SABO | ACOUSTI PANEL | SEE DRAWINGS | FABRIC: DESIGNTEX WANNABE- INDIGO | --- | MICRO BEVEL EDGE, FOIL BACKING STAINLESS STEEL IMPAILING CLIPS |
| AP-6 | ACOUSTIC PANEL | GOLTERMAN AND SABO | ACOUSTI PANEL | 24" X 24" X 72" SINGLE TIER | FABRIC: DESIGNTEX WANNABE MARACHINO | --- | MICRO BEVEL EDGE, FOIL BACKING STAINLESS STEEL IMPAILING CLIPS |
| AP-7 | ACOUSTIC PANEL | PINTA ACOUSTIC | WILLTEC PAINTED | 2" THICK X SEE DRAWINGS | LIGHT GREY | --- | HUNG 12" FROM TOP OF WAFFLE SLAB- SEE DETAILS |
| B-1 | TELESCOPING BLEACHERS | HUSSEY | MAXAM | SEE DRAWINGS | 289 DARK BLUE | --- | --- |
| B-2 | BLEACHER SEAT MODULES | HUSSEY | COURTSIDE SEATS | SEE DRAWINGS | 289 DARK BLUE | --- | --- |
| BR-1 | BRACKET | HAEFELE | WORK SURFACE BRACKET, HEAVY DUTY HYBRID | 18"X24" | WHITE | --- | --- |
| CG-1 | CORNER GUARD | INPRO | FLEXIBLE CORNER GAURD | FULL HEIGHT OF WALL; 3 4/" WING | CLEAR | --- | BEGIN AT TOP OF WALL BASE |
| CPT-1 | CARPET TILE | J&J FLOORING | CATALYST KINETEX | 24" X 24" | ACCELERATOR 2846 | --- | INSTALL: ASHLAR |
| EJ-1 | EXPANSION JOINT | CONSTRUCTION SPECIALTIES | GFSW-11 | SEE DRAWINGS | STAINLESS STEEL | --- | 1" FLOOR TO WALL EXPANSION JOINT COVER |
| FRP-1 | FIBER REINFORCED PANEL | INPRO | PALLADIUM RIGID SHEET | 4' X 8' X SEE DRAWINGS | CLAM SHELL 0154 | --- | CONTRACTOR TO USE ALL ASSOCIATED TRIM PIECES ON ALL UNFINISHED ENDS |
| L-1 | LOCKER | ASI | COMPETITOR COLLECTION | 12" W X 12" D X 72" H, 2 TIER | 23 CHARCOAL | --- | TO BE INSTALLED WITH 12" ASI ZEE BASE AND SLOPED TOP |
| L-2 | LOCKER | ASI | COMPETITOR COLLECTION | 12" W X 12"D X 72" H, 6 TIER | 23 CHARCOAL | -- | TO BE INSTALLED WITH 12" ASI ZEE BASE AND SLOPED TOP |
| L-3 | LOCKER | ASI | COMPETITOR COLLECTION | 12" W X 12" D X 72" H SINGLE TIER | 23 CHARCOAL | --- | TO BE INSTALLED WITH 12" ASI ZEE BASE AND SLOPED TOP |
| L-4 | LOCKER | ASI | PRO COLLECTION | 24" W X 24" DX 72" H SINGLE TIER | 45 RED | --- | TO BE INSTALLED WITH 12" ASI ZEE BASE AND SLOPED TOP |
| L-5 | LOCKER | ASI | PRO COLLECTION | 24" W X 24" Dx 72" H SINGLE TIER | 23 CHARCOAL | --- | TO BE INSTALLED WITH 12" ASI ZEE BASE AND SLOPED TOP |
| P-1 | PAINT | SHERWIN WILLIAMS | SEE SPECIFICATIONS | SEE DRAWINGS | PARKWAY BIRCH WHITE | SEMI GLOSS | SEE SPECIFICATIONS FOR ENTIRE PAINT SYSTEM |
| P-1.1 | PAINT- WET AREAS | SHERWIN WILLIAMS | 100% ACRYLIC BLOCK FILLER/EPOXY INTERMEDIATE- SEE SPECIFICATIONS | SEE DRAWINGS | PARKWAY BIRCH WHITE | SEMI GLOSS | SEE SPECIFICATIONS FOR ENTIRE PAINT SYSTEM |
| P-2 | PAINT | SHERWIN WILLIAMS | SEE SPECIFICATIONS | SEE DRAWINGS | SW7001 CEILING BRIGHT WHITE | FLAT | SEE SPECIFICATIONS FOR ENTIRE PAINT SYSTEM |
| P-3 | PAINT | SHERWIN WILLIAMS | SEE SPECIFICATIONS | SEE DRAWINGS | COLOR TO MATCH PANTONE 278 C | SEMI GLOSS | SEE SPECIFICATIONS FOR ENTIRE PAINT SYSTEM |
| P-3.1 | PAINT- WET AREAS | SHERWIN WILLIAMS | 100% ACRYLIC BLOCK FILLER/EPOXY INTERMEDIATE- SEE SPECIFICATIONS | SEE DRAWINGS | COLOR TO MATCH PANTONE 278 C | SEMI GLOSS | SEE SPECIFICATIONS FOR ENTIRE PAINT SYSTEM |
| P-4 | PAINT | SHERWIN WILLIAMS | SEE SPECIFICATIONS | SEE DRAWINGS | COLOR TO MATCH PANTONE 485 C | SEMI GLOSS | SEE SPECIFICATIONS FOR ENTIRE PAINT SYSTEM |
| P-5 | PAINT | SHERWIN WILLIAMS | SEE SPECIFICATIONS | SEE DRAWINGS | SW7067 CITYSCAPE | SEMI GLOSS | SEE SPECIFICATIONS FOR ENTIRE PAINT SYSTEM |
| p-5.1 | PAINT- WET AREAS | SHERWIN WILLIAMS | 100% ACRYLIC BLOCK FILLER/EPOXY INTERMEDIATE- SEE SPECIFICATIONS | SEE DRAWINGS | SW7067 CITYSCAPE | SEMI GLOSS | SEE SPECIFICATIONS FOR ENTIRE PAINT SYSTEM |
| P-6 | PAINT | SHERWIN WILLIAMS | SEE SPECIFICATIONS | SEE DRAWINGS | SW6258 TRICORN BLACK | SEMI GLOSS | SEE SPECIFICATIONS FOR ENTIRE PAINT SYSTEM |
| P-7.1 | PAINT-WET AREAS | SHERWIN WILLIAMS | 100% ACRYLIC BLOCK FILLER/EPOXY INTERMEDIATE- SEE SPECIFICATIONS | SEE DRAWINGS | COLOR TO MATCH PANTONE 280 C | SEMI GLOSS | SEE SPECIFICATIONS FOR ENTIRE PAINT SYSTEM |
| PL-1 | PLASTIC LAMINATE | WILSONART | STANDARD | SEE DRAWINGS | 5036-38 HANDSPUN PEARL | FINE VELVET | TO HAVE MATCHING 3MM PVC EDGE BANDING ON ALL EDGES OF CASEWORK |
| PL-2 | PLASTIC LAMINATE | WILSONART | STANDARD | SEE DRAWINGS | 4879-38 STEEL MESH | FINE VELVET | TO HAVE MATCHING 3MM PVC EDGE BANDING ON ALL EDGES OF CASEWORK |
| RF-1 | RESILIENT FLOOR- POURED | SHERWIN WILLIAMS | RESU FLOR DECO QUARTZ | SEE DRAWINGS | AVIL | NON SLIP | TO BE COVED UP WALL 8" UNLESS NOTED OTHERWISE |
| RF-2 | RESILIENT FLOOR | TARKETT | REPLAY SPORTS INTERLOCKING TILE | 24" X 24" | 523 SKY | --- | INSTALL: INTERLOCKING |
| RF-3 | RESILIENT FLOOR- POURED | SHERWIN WILLIAMS | POLYCRETE HF DECORATIVE BROADCAST SYSTEM + RESU FLOR | SEE DRAWINGS | AVIL | NON SLIP | TO BE COVED UP WALL 8" UNLESS NOTED OTHERWISE |
| RF-4 | RESILIENT FLOOR | ROBBINS | MVP WOOD FLOOR SYSTEM | SEE DRAWINGS | MAPLE | --- | CONTRACTOR TO USE ALL MANUFACTURERES COORDINATING TRIM, TRANSITION AND THRESHOLD STANDAR PIECES. SEE FLOORING DETAILS |
| RF-5 | RESILIENT FLOOR | GERFLOR | TARAFLEX SPORT M PLUS | SEE DRAWINGS | 6350 LIGHT CHERRY | --- | --- |
| RF-6 | EPOXY POLYAMIDE | RAMUC | HI BUILD EPOXY | SEE DRAWINGS | 328 DAWN BLUE | SATIN | CONTRACTOR TO COORDINATE TERMINATION WITH ADJACENT FINISHES AND TRANSITIONS |
| RF-7 | EPOXY POLYAMIDE | RAMUC | HI BUILD EPOXY | SEE DRAWINGS | 321 BLACK | SATIN | CONTRACTOR TO COORDINATE TERMINATION WITH ADJACENT FINISHES AND TRANSITIONS |
| SC-1 | SEALED CONCRETE | --- | SEALED CONCRETE | SEE DRAWINGS | --- | --- | CONTRACTOR TO CLEAN FLOOR OF ALL STAIN AND DEBRIS PRIOR TO SEALING |
| SF-2 | SPECIALTY FINISH- PRINTS | DIVERSIFIED LAB | METAL PRINTS WITH 3/4" STANDOUT BLOCK | 24" x 36" | IMAGERY TBD | MATTE | SEE DRAWINGS FOR TOTAL COUNT, INSTALLED USING TAMPER PROOF HARDWARE |
| SF-3 | SOLID SURFACE SHOWER WALLS | INPRO | PRISM SOLID SURFACE SHOWER WALL | SEE DRAWINGS | BRIGHT WHITE | STANDARD | CONTRACTOR TO USE ALL ASSOCIATED TRIM PIECES |
| SS-1 | SOLID SURFACE | CORIAN | --- | SEE DRAWINGS | ARTIC ICE | POLISHED | EASED EDGE |
| T-1 | TILE - WALL | DALTILE | COLOR WHEEL - LINEAR | 3" X 6" | ARTIC WHITE | GLOSSY | INSTALL: BRICK, GROUT: CHARCOAL |
| T-2 | TILE | LANDMARK | MADE.IN | 12" X 24" X .35" | FREEDOM WHITE | GRIP TILE | IINSTALL: SEE A14 SHEETS FOR LAYOUT; GROUT: CHARCOAL |
| T-3 | TILE | INLAYS | 8" CERAMIC TILE | 8" X 8" X 1"4" THICK | WHITE BACKGROUND/BLACK PRINT | SKID RESISTANT | INSTALL: SEE A14 SHEETS FOR LAYOUT; GROUT: CHARCOAL |
| T-4 | TILE | DALTILE | KEYSTONES | 2" X 2" X 1/4" THICK | BLACK | ABRASIVE | CLEARFACE MOUNTING SYSTEM; SEE POOL DETAILS; GROUT: CHARCOAL; WATER POLO MARKINGS |
| T-5 | TILE | DALTILE | KEYSTONES | 2" X 2" | TO MATCH EXISTING | ABRASIVE | POOL DRAIN PROPOSED TILE TO MATCH EXISTING BLUE POOL TILES, CONTRACTOR TO PROVIDE SAMPLE FOR ARCHITECT REVIEW PRIOR TO INSTALLTION |
| TP-1 | TOILET PARTITION | ASI | PARTITIONS | SEE DRAWINGS | 9511 METALLIC SILVER | HAMMERED | FLOOR MOUNTED OVERHEAD BRACED |
| TS-1 | TRANSITION STRIP | SCHULTER | SCHIENE | SEE DRAWINGS | SATIN ANODIZED | --- | CONTRACTOR TO USE ALL ASSOCIATED TRIM PIECES |
| TS-2 | TRANSITION STRIP | SCHULTER | DILEX - EHK | SEE DRAWINGS | SATIN ANODIZED | --- | CONTRACTOR TO USE ALL ASSOCIATED TRIM PIECES |
| TS-3 | TRANSITION STRIP | JOHNSONITE | CRS-49 | SEE DRAWINGS | 49 BEIGE | --- | CONTRACTOR TO USE ALL ASSOCIATED TRIM PIECES |
| TS-4 | TRANSITION STRIP | SCHULTER | ECK-E | 2" W X SEE DRAWINGS | SATIN ANODIZED | --- | CONTRACTOR TO USE ALL ASSOCIATED TRIM PIECES |
| TS-5 | TRANSITION STRIP- REDUCER | TARKETT | SSR-TAG-B | SEE DRAWINGS | TAG BEDROCK | --- | CONTRACTOR TO USE ALL ASSOCIATED TRIM PIECES |
| TS-6 | TRANSITION STRIP | ROBBINS | MVP TRANSITION | SEE DRAWINGS | STAINLESS STEEL | --- | --- |
| TS-7 | TRANSITION STRIP | FRY REGLET | DRYWALL F REVEAL | SEE DRAWINGS | SATIN ANODIZED | --- | TO RUN FULL HEIGHT OF OPENING |
| TS-8 | TRANSITION STRIP | SCHULTER | DILEX - AHKA | SEE DRAWINGS | SATIN ANODIZED | --- | CONTRACTOR TO USE ALL ASSOCIATED TRIM PIECES |
| TS-9 | TRANSITION STRIP | SCHULTER | RONDEC | SEE DRAWINGS | SATIN ANODIZED | --- | CONTRACTOR TO USE ALL ASSOCIATED TRIM PIECES |
| TS-10 | TRANSITION STRIP | TARKETT | CRS-TAG | SEE DRAWINGS | TAG BEDROCK | --- | CONTRACTOR TO USE ALL ASSOCIATED TRIM PIECES |
| WB-1 | WALL BASE | JOHNSONITE | COVE BASE | 6" | BLACK | --- | --- |
| WB-2 | VENTED WALL BASE | ROBBINS | VENTED WALL BASE | SEE DRAWINGS | TO MATCH FLOOR | --- | CONTRACTOR TO USE ALL MANUFACTURERES COORDINATING TRIM, TRANSITION AND THRESHOLD STANDAR PIECES. SEE FLOORING DETAILS |
| WD-1 | WOOD DOOR | VT INDUSTRIES | TO MATCH EXISTING | SEE DRAWINGS | TO MATCH EXISTING | TO MATCH EXISTING | CONTRACTOR TO PROVIDE MANUFACTURER'S FULL COLOR AND SPECIES RANGE FOR ARCHITECT REVIEW AND APPROVAL PRIOR TO ORDERING. |
| WD-2 | WOOD STAIN | TO MATCH EXISTING | TO MATCH EXISTING | SEE DRAWINGS | TO MATCH EXISTING | TO MATCH EXISTING | CONTRACTOR TO SUBMIT STAIN MANUFACTURER'S FULL COLOR RANGE. ARCHITECT TO SELECT PRIOR TO INSTALLATION. |
| WP-1 | WALL PADDING | PORTER | STANDARD NEOPRENE FOAM WALL PAD | 2' x 6' x 2" | 03 RED | --- | MECHANINCALLY FASTENED |


bond architects
222 SOUTH CENTRAL AVE.
SUITE# 501
ST. LOUIS, MO 63105
TEL: 314.863.4994
FAX: 314.863.4996
www.bondarchitectsinc.com
Bond Architects, Inc.
Missouri State Certificate of Authority # 2009027409

**Cole & Associates, Inc.**
Civil Engineer
Consultant Project #26-0084
Certificate of Authority #001165
401 S. 18th St., Suite 200
St. Louis, MO 63103
314.984.9887 tel

**CASE Engineering, Inc.**
Structural Engineer
Consultant Project BDA-MO-06-26
Certificate of Authority #001498
798 Merus Ct.
Fenton, MO 63026
636.349.1600 tel

**RTM Engineering Consultants**
MEP Engineer
Consultant Project #26.B00203.2171
Certificate of Authority #2002028690
3701 S. Lindbergh Blvd.
St. Louis, MO 63127
314.725.5889 tel

**PINCHIN, LLC**
Hazardous Materials Consultant
Consultant Project #R262.00457.006
2 Cityplace Drive, Suite 195
St. Louis, MO 63141
314.230.0182 tel


West High School
14653 Clayton Rd., Ballwin, MO 63011
Parkway PN #542501B
Building Renovation & Site Improvements

Parkway School District
363 N. Woods Mill Rd., Chesterfield, MO 63017
314.415.8231 tel

Project No: 26022

Revisions

| No. | Description | Date |
|---|---|---|
| | | |
| | | |
| | | |
| | | |
| | | |
| | | |


This drawing and the details on it are the sole property of the architect and may be used for this specific project only. It shall not be loaned, copied or reproduced, in whole or in part, or for any other purpose or project without the written consent of the Architect.
Copyright © 2026 by Bond Architects, Inc.


STATE OF MISSOURI
MICHELLE R. WELLS
NUMBER A-2021031961
ARCHITECT
11/5/26

The Professional Architects seal affixed to this sheet applies only to the material and items shown on this sheet. All drawings, instruments or other documents not exhibiting this seal shall not be considered prepared by this architect, and this architect expressly disclaims any and all responsibility for such plan, drawings or documents not exhibiting this seal.

DATE: 11.05.2026

BID / PERMIT SET

FINISH LEGEND

A13.1

SCALE: 3" = 1'-0"
0 0.25' 0.5' 1'

SCALE: 1 1/2" = 1'-0"
0 0.5' 1' 2'

SCALE: 1" = 1'-0"
0 0.5' 1' 2'

SCALE: 3/4" = 1'-0"
0 1' 2' 3'

SCALE: 1/2" = 1'-0"
0 1' 2' 4'

SCALE: 1/4" = 1'-0"
0 2' 4' 8'

SCALE: 1/8" = 1'-0"
0 4' 8' 16'

SCALE: 1/16" = 1'-0"
0 8' 16' 32'

10/28/2026 11:12:13 AM

## GENERAL ROOM FINISH NOTES

A. IT IS THE SOLE RESPONSIBILITY OF THE CONTRACTOR TO VERIFY MANUFACTURERS' LEAD TIME REQUIREMENTS FOR ALL FINISHES AND/OR MATERIALS IDENTIFIED IN THE DRAWINGS AND WRITTEN SPECIFICATIONS AND THEREFORE ORDER FINISHES AND/OR MATERIALS IN A TIMELY MANNER TO MEET THE PROJECT COMPLETION SCHEDULE.

B. FINISH SYSTEMS DESCRIBE THE FINISH SPECIFICATION FOR THE VERTICAL SURFACE OF ALL FINISHES APPLIED TO A PARTITION. IF DISCREPANCY OCCURS, CONTACT THE ARCHITECT FOR CLARIFICATION PRIOR TO STARTING WORK WITHIN THE SUBJECT AREA.

C. WORKMANSHIP SHALL BE THE BEST OF ITS RESPECTIVE KINDS FOR EACH OF THE VARIOUS TRADES EMPLOYED.

D. FINISH SUBSTITUTIONS SHALL BE APPROVED BY ARCHITECT ONLY. SEE SPECIFICATIONS FOR SUBMITTAL REQUIREMENTS FOR ANY SUBSTITUTIONS.

E. GENERAL CONTRACTOR SHALL BE RESPONSIBLE FOR EXAMINING AND CONFIRMING ALL SUBSTRATE CONDITIONS WHERE NEW MATERIALS ARE APPLIED. SUBSTRATE SHALL BE SMOOTH, FREE OF DEFECTS AND SHALL CONFORM TO THE REQUIREMENTS OF THE FINISHED MATERIAL MANUFACTURERS WRITTEN RECOMMENDATIONS.

F. SEE REFLECTED CEILING PLAN SHEETS FOR ADDITIONAL CEILING INFORMATION INCLUDING BUT NOT LIMITED TO CEILING FINISH(ES) INFORMATION.

G. SEE INTERIOR ELEVATION SHEETS FOR ADDITIONAL INTERIOR ELEVATIONS INFORMATION AND MORE INFORMATION REGARDING ALL FINISH(ES) LOCATIONS, MATERIALS AND/OR PATTERNS.

H. SEE FINISH FLOOR PLAN SHEETS FOR ALL FLOORING MATERIAL LOCATIONS, PATTERNS, MATERIAL INSTALLATION DIRECTION, CHANGE IN BASE MATERIALS AND/OR BASE COLORS AT NOTED LOCATIONS/ADJACENCIES.

I. SEE FINISH FLOOR PLAN SHEETS FOR ROOM FINISH TAGS, INDICATING CEILING, WALL, BASE & FLOOR MATERIALS. SEE ROOM FINISH TAG LEGEND FOR INFORMATION REGARDING SCHEDULED FINISHES.

J. REFER TO WRITTEN SPECIFICATIONS FOR ALL PAINT FINISHES. COLORS WILL BE IDENTIFIED ON FINISH LEGEND UNLESS NOTED OTHERWISE ON DRAWINGS.

K. PROVIDE LEVEL AND SMOOTH TRANSITIONS BETWEEN CHANGE IN FLOORING MATERIALS, TYP.

L. PROVIDE FLOORING TRANSITION STRIPS, ADAPTORS AND/OR FLOORING REDUCERS AS REQUIRED BETWEEN CHANGE IN FLOORING MATERIAL. SEE ROOM FINISH LEGEND "TS-X" FOR DETAILS. CONTRACTOR TO VERIFY THE SUITABILITY OF SPECIFIED TRANSITIONS AND INFORM ARCHITECT OF ANY DISCREPANCIES. IF DISCREPANCIES DO OCCUR, CONTRACTOR TO PROVIDE RECOMMENDED SUBSTITUTIONS FOR ARCHITECT APPROVAL PRIOR TO INSTALLATION. ALL RECOMMENDATIONS MUST ADHERE TO ADA GUIDELINES.

M. UNLESS OTHERWISE NOTED, TRANSITION BETWEEN CHANGE IN MATERIALS SHOULD OCCUR AT CENTER OF DOOR THRESHOLD.

N. PROVIDE AND CONTINUE SCHEDULED FLOORING FROM PARTITION TO PARTITION AND UNDER MILLWORK UNLESS NOTED OTHERWISE.

O. FLOOR TRANSITIONS SHALL OCCUR AT CENTERLINE OF DOOR, UNLESS NOTED OTHERWISE.

P. TOLERANCE VARIATION FROM FLAT AND LEVEL SURFACE: 1/8" IN 10', UNLESS NOTED OTHERWISE IN SPECIFICATIONS.

Q. DURING INSTALLATION OF CARPET, CONTRACTOR MUST COMPLY WITH CARPET MANUFACTURERS WRITTEN RECOMMENDED INSTALLATION METHODS. THIS INCLUDES SEAM SEALERS, GLUE, TERMINATION OF ALL SEAMS AND EXPOSED EDGES.

R. UPON COMPLETION OF INSTALLATION OF CARPET, CONTRACTOR TO REMOVE VISIBLE ADHESIVE, SEAM SEALER AND OTHER SURFACE BLEMISHES USING CLEANER RECOMMENDED BY CARPET MANUFACTURER. COMPLY WITH CRI 104, SECTION 15: "PROTECTION OF INDOOR INSTALLATION.". REFER TO FINISH AND MATERIAL LEGEND FOR ARCHITECT DESIRED INSTALL.

S. UPON COMPLETION OF INSTALLATION OF PORCELAIN/CERAMIC TILE, CONTRACTOR TO CLEAN ALL TILE SURFACES PER MANUFACTURERS WRITTEN RECOMMENDATIONS SO THEY ARE FREE OF FOREIGN MATTER. SEAL ALL GROUT WITH (2) COATS OF MANUFACTURERS RECOMMENDED GROUT SEALER. PROHIBIT FOOT AND/OR WHEEL TRAFFIC FROM TILED FLOORS FOR AT LEAST 7 DAYS AFTER GROUTING IS COMPLETE.

T. ON ALL CASEWORK, CONTRACTOR TO FINISH ALL EXPOSED SIDES WITH A FINISHED END.

U. ALL WALL GRILLES ARE TO BE PAINTED TO MATCH ADJACENT WALL.

V. SEE A4 SERIES SHEETS FOR ADDITIONAL CEILING INFORMATION INCLUDING BUT NOT LIMITED TO CEILING FINISH(ES) INFORMATION.

W. SEE A10 SERIES SHEETS FOR ADDITIONAL INTERIOR ELEVATIONS INFORMATION AND MORE INFORMATION REGARDING ALL FINISH(ES) LOCATIONS, MATERIALS AND/OR PATTERNS.

X. SEE A14 SERIES SHEETS FOR ALL FLOORING MATERIAL LOCATIONS, PATTERNS, MATERIAL INSTALLATION DIRECTION, CHANGE IN BASE MATERIALS AND/OR BASE COLORS AT NOTED LOCATIONS/ADJACENCIES.

Y. SEE A14 SERIES SHEETS FOR ROOM FINISH TAGS, INDICATING CEILING, WALL, BASE & FLOOR MATERIALS. SEE ROOM FINISH TAG LEGEND FOR INFORMATION REGARDING SCHEDULED FINISHES.

Z. ALL KEYNOTES IDENTIFIED BY OVAL SHAPE ON A14 SERIES FINISH FLOOR PLAN, REFER TO WALL AND/OR COLUMN PAINT COLORS AS INDICATED, UNLESS OTHERWISE NOTED. WHERE NOTES INDICATE PAINT COLORS AT COLUMNS, ALL SIDES OF COLUMN TO BE PAINTED ACCENT COLOR.

AA. UNLESS NOTED OTHERWISE ON THE DRAWINGS, REFER TO WRITTEN SPECIFICATIONS FOR ALL PAINT FINISHES. COLORS WILL BE IDENTIFIED ON FINISH LEGEND.

BB. PROVIDE LEVEL AND SMOOTH TRANSITIONS BETWEEN CHANGE IN FLOORING MATERIALS, TYP.

CC. PROVIDE FLOORING TRANSITION STRIPS, ADAPTORS AND/OR FLOORING REDUCERS AS REQUIRED BETWEEN CHANGE IN FLOORING MATERIAL. CONTRACTOR TO VERIFY THE SUITABILITY OF SPECIFIED TRANSITIONS AND INFORM ARCHITECT OF ANY DISCREPANCIES. IF DISCREPANCIES DO OCCUR, CONTRACTOR TO PROVIDE RECOMMENDED SUBSTITUTIONS FOR ARCHITECT APPROVAL PRIOR TO INSTALLATION. ALL RECOMMENDATIONS MUST ADHERE TO ADA GUIDELINES.

DD. UNLESS OTHERWISE NOTED, TRANSITION BETWEEN CHANGE IN MATERIALS SHOULD OCCUR AT CENTER OF DOOR THRESHOLD.

EE. FLOORING TO BE INSTALLED UNDER ALL CASEWORK, TYP.

FF. WHERE THE SAME FLOORING MATERIAL & INSTALLATION DIRECTION ARE USED IN ADJACENT ROOMS, THE MATERIAL SHOULD CONTINUOUSLY ALIGN BETWEEN ROOMS & DOORS, TYP.

GG. STACKED WALL TILE TO BE CENTERED ON WALL WITH EQUAL CUT TILES AT CORNERS, UNLESS NOTED OTHERWISE.

HH. SEE WRITTEN SPECIFICATION FOR INTERIOR FINISHES REGARDING TOILET PARTITIONS, LOCKERS, & TRIM FOR CERAMIC TILE EDGES.

II. FINISH ALL VISIBLE SIDES OF ALL SOLID SURFACE MATERIALS, TYP. SEE SPECIFICATION FOR MORE INFORMATION.

JJ. ALL TOILET PARTITIONS TO BE TP-1 UNLESS NOTED OTHERWISE. SEE WRITTEN SPECIFICATIONS FOR ADDITIONAL PRODUCT INFO.

KK. ALL OUTSIDE GYP CORNERS TO RECEIVE CG-1, UNLESS NOTED OTHERWISE.

LL. WALL DIFFUSERS TO BE PAINTED TO MATCH ADJACENT WALL, UNO IN FINISH PLANS OR INTERIOR ELEVATIONS.

MM. GYP. CEILINGS AND SOFFITS, EXISTING AND NEW, TO BE PAINTED P-2, UNLESS OTHERWISE NOTED. REFER TO ROOM FINISH TAGS AND REFLECTED CEILING PLANS FOR MORE INFORMATION.

NN. ALL ACOUSTICAL CEILINGS TO BE ACT-1, UNLESS NOTED OTHERWISE.

OO. ALL WALLS SHALL BE PAINTED P-1 UNLESS NOTED OTHERWISE.

PP. WHERE PLASTIC LAMINATE GRAIN/PATTERN RETURN A CORNER, GRAIN/PATTERN TO RUN IN SAME DIRECTION ON ALL SIDES.

QQ. ON ALL CASEWORK, CONTRACTOR TO FINISH ALL EXPOSED SIDES WITH A FINISHED END.

RR. ALL WALL GRILLES ARE TO BE PAINTED TO MATCH ADJACENT WALL.

SS. WALL OUTLETS AND OUTLET COVER COLORS TO MATCH ADJACENT WALL, UNLESS NOTED OTHERWISE.

TT. CONTRACTOR TO SUPPLY AND INSTALL TWO MOVEABLE BENCHES PER LOCKER ROOM.

UU. ALL EXPOSED STRUCTURE AND DUCTWORK TO BE PAINTED P-2 UNLESS OTHERWISE NOTED.

VV. CONTRACTOR TO CONFIRM PAINT LINES WITH ARCHITECT PRIOR TO APPLICATION.

WW. ALL ELEVATOR DOORS TO BE PAINTED P-6, UNLESS OTHERWISE NOTED.

XX. INTERIOR HOLLOW METAL DOOR FRAMES TO BE PAINTED P-6, UNLESS NOTED OTHERWISE.

## ROOM FINISH TAG LEGEND & NOTES

A. SEE A14.X SERIES FOR FINISHES AS TAGGED WITHIN EACH ROOM. ALL ROOMS TO RECEIVE FINISH MATERIAL AS INDICATED ON ROOM FINISH TAG, UNLESS OTHERWISE NOTED. EXCEPTIONS TO ALL FINISHES NOTED ON ROOM FINISH TAG SHALL BE IDENTIFIED ON FINISH PLANS, CEILING PLANS, AND/OR ELEVATIONS.

B. WHERE GENERIC FINISH MATERIALS ARE NOTED IN THE ROOM FINISH TAG (I.E. "PNT" OR "VB"), SEE A4.X, A10.X, A11.X & A14.X SERIES SHEETS FOR MORE INFORMATION REGARDING MULTIPLE FINISHES AND/OR OTHER MATERIALS USED WITHIN A ROOM AND/OR AS PART OF THE DESIGN INTENT AS NOT SPECIFICALLY IDENTIFIED ON THE ROOM FINISH TAG.

C. WHERE IDENTIFIED, ROOM REMARKS NOTED ON ROOM FINISH TAG ARE SPECIFIC TO ROOM & SUPERCEDE GENERAL ROOM FINISH NOTES.

D. INFORMATION ON ROOM FINISH TAG IS AS FOLLOWS:

ROOM NAME
ROOM NUMBER

| |
|---|
| CEILING FINISH |
| WALL FINISH |
| WALL BASE FINISH |
| FLOORING FINISH |
| ROOM REMARKS |


bond architects
222 SOUTH CENTRAL AVE.
SUITE# 501
ST. LOUIS, MO 63105
TEL: 314.863.4994
FAX: 314.863.4996
www.bondarchitectsinc.com
Bond Architects, Inc.
Missouri State Certificate of Authority # 2009027409

**Cole & Associates, Inc.**
Civil Engineer
Consultant Project #26-0064
Certificate of Authority #001165
401 S. 18th St., Suite 200
St. Louis, MO 63103
314.984.9887 tel

**CASE Engineering, Inc.**
Structural Engineer
Consultant Project BDA-MO-06-26
Certificate of Authority #001498
798 Merus Ct.
Fenton, MO 63026
636.349.1600 tel

**RTM Engineering Consultants**
MEP Engineer
Consultant Project #26.B00203.2171
Certificate of Authority #2002028690
3701 S. Lindbergh Blvd.
St. Louis, MO 63127
314.725.5889 tel

**PINCHIN, LLC**
Hazardous Materials Consultant
Consultant Project #R262.00457.006
2 Cityplace Drive, Suite 195
St. Louis, MO 63141
314.230.0182 tel


West High School
14653 Clayton Rd., Ballwin, MO 63011
Parkway PN #542501B
Building Renovation & Site Improvements

Parkway School District
363 N. Woods Mill Rd., Chesterfield, MO 63017
314.415.8231 tel

Project No: 26022

Revisions

| No. | Description | Date |
|---|---|---|
| | | |
| | | |
| | | |
| | | |
| | | |
| | | |


This drawing and the details on it are the sole property of the architect and may be used for this specific project only. It shall not be loaned, copied or reproduced, in whole or in part, or for any other purpose or project without the written consent of the Architect.
Copyright © 2026 by Bond Architects, Inc.


STATE OF MISSOURI
MICHELLE R. WELLS
NUMBER A-2021031961
ARCHITECT
11/5/26

The Professional Architects seal affixed to this sheet applies only to the material and items shown on this sheet. All drawings, instruments or other documents not exhibiting this seal shall not be considered prepared by this architect, and this architect expressly disclaims any and all responsibility for such plan, drawings or documents not exhibiting this seal.

DATE: 11.05.2026

BID / PERMIT SET

# INTERIOR FINISH NOTES

A13.2

SCOPE LEGEND

NO ARCHITECTURAL WORK IN THIS AREA FOR WORK DESCRIBED ON THIS PAGE. WORK MAY BE INCLUDED IN THESE AREAS ON OTHER SHEETS.

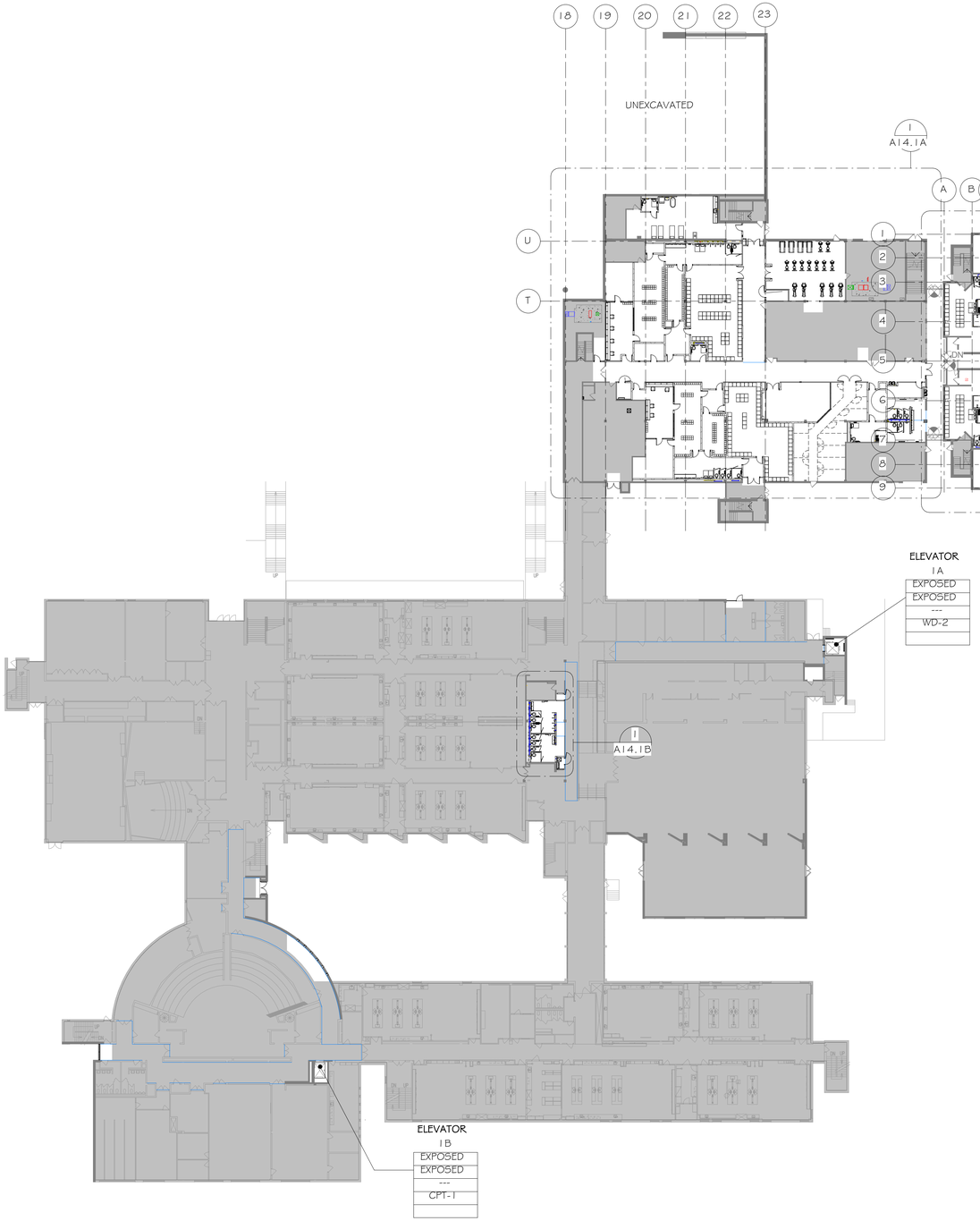


N

1 A14.1 FIRST FLOOR FINISH PLAN - OVERALL
1/32" = 1'-0"

10/28/2026 11:12:19 AM


bond architects
222 SOUTH CENTRAL AVE.
SUITE# 501
ST. LOUIS, MO 63105
TEL: 314.863.4994
FAX: 314.863.4996
www.bondarchitectsinc.com
Bond Architects, Inc.
Missouri State Certificate of Authority # 2009027409

**Cole & Associates, Inc.**
Civil Engineer
Consultant Project #26-0064
Certificate of Authority #001165
401 S. 18th St., Suite 200
St. Louis, MO 63103
314.984.9887 tel

**CASE Engineering, Inc.**
Structural Engineer
Consultant Project BDA-MO-06-26
Certificate of Authority #001498
796 Merus Ct.
Fenton, MO 63026
636.349.1600 tel

**RTM Engineering Consultants**
MEP Engineer
Consultant Project #26.B00203.2171
Certificate of Authority #2002028690
3701 S. Lindbergh Blvd.
St. Louis, MO 63127
314.725.5889 tel

**PINCHIN, LLC**
Hazardous Materials Consultant
Consultant Project #R262.00457.006
2 Cityplace Drive, Suite 195
St. Louis, MO 63141
314.230.0182 tel


West High School
14653 Clayton Rd., Ballwin, MO 63011
Parkway PN #542501B
Building Renovation & Site Improvements

Parkway School District
363 N. Woods Mill Rd., Chesterfield, MO 63017
314.415.5231 tel

Project No: 26022

Revisions

| No. | Description | Date |
|---|---|---|
| | | |
| | | |
| | | |
| | | |
| | | |
| | | |


This drawing and the details on it are the sole property of the architect and may be used for this specific project only. It shall not be loaned, copied or reproduced, in whole or in part, or for any other purpose or project without the written consent of the Architect. Copyright © 2026 by Bond Architects, Inc.


STATE OF MISSOURI
MICHELLE R. WELLS
NUMBER A-2021031961
ARCHITECT
11/5/26

The Professional Architects seal affixed to this sheet applies only to the material and items shown on this sheet. All drawings, instruments or other documents not exhibiting this seal shall not be considered prepared by this architect, and this architect expressly disclaims any and all responsibility for such plan, drawings or documents not exhibiting this seal.

DATE: 11.05.2026

BID / PERMIT SET

FINISH PLAN
FIRST FLOOR
OVERALL

A14.1

SCOPE LEGEND

NO ARCHITECTURAL WORK IN THIS AREA FOR WORK DESCRIBED ON THIS PAGE. WORK MAY BE INCLUDED IN THESE AREAS ON OTHER SHEETS.

| KEYNOTE LEGEND | |
|---|---|
| KEY VALUE | KEYNOTE TEXT |
| 0961 | ALL NEW DUCTWORK TO BE PAINTED TO MATCH EXISTING PAINT |
| 0962 | PATCH, REPAIR AND PAINT EXISTING WALL AS NEEDED |
| 0963 | CONTRACTOR TO COORDINATE SF-3 AND SHOWER ROD. SHOWER ROD TO BE FULLY INSTALLED ON SF-3 |

1 FIRST FLOOR FINISH PLAN - AREA A
A14.1A 1/8" = 1'-0" REF: 1/A14.1

10/28/2026 11:12:25 AM


bond architects
222 SOUTH CENTRAL AVE.
SUITE# 501
ST. LOUIS, MO 63105
TEL: 314.863.4994
FAX: 314.863.4996
www.bondarchitectsinc.com
Bond Architects, Inc.
Missouri State Certificate of Authority # 2009027409

**Cole & Associates, Inc.**
Civil Engineer
Consultant Project #26-0064
Certificate of Authority #001165
401 S. 18th St., Suite 200
St. Louis, MO 63103
314.984.9887 tel

**CASE Engineering, Inc.**
Structural Engineer
Consultant Project BDA-MO-06-26
Certificate of Authority #001498
796 Merus Ct.
Fenton, MO 63026
636.349.1600 tel

**RTM Engineering Consultants**
MEP Engineer
Consultant Project #26.B00203.2171
Certificate of Authority #2002028690
3701 S. Lindbergh Blvd.
St. Louis, MO 63127
314.725.5889 tel

**PINCHIN, LLC**
Hazardous Materials Consultant
Consultant Project #R262.00457.006
2 Cityplace Drive, Suite 195
St. Louis, MO 63141
314.230.0182 tel


West High School
14653 Clayton Rd., Ballwin, MO 63011
Parkway PN #542501B
Building Renovation & Site Improvements

Parkway School District
363 N. Woods Mill Rd., Chesterfield, MO 63017
314.415.5231 tel

Project No: 26022

Revisions

| No. | Description | Date |
|---|---|---|
| | | |


This drawing and the details on it are the sole property of the architect and may be used for this specific project only. It shall not be loaned, copied or reproduced, in whole or in part, or for any other purpose or project without the written consent of the Architect. Copyright © 2026 by Bond Architects, Inc.


STATE OF MISSOURI
MICHELLE R. WELLS
A-2021031961
ARCHITECT
11/5/26

The Professional Architects seal affixed to this sheet applies only to the material and items shown on this sheet. All drawings, instruments or other documents not exhibiting this seal shall not be considered prepared by this architect, and this architect expressly disclaims any and all responsibility for such plan, drawings or documents not exhibiting this seal.

DATE: 11.05.2026

BID / PERMIT SET

ENL. FINISH PLAN - AREA A

A14.1A

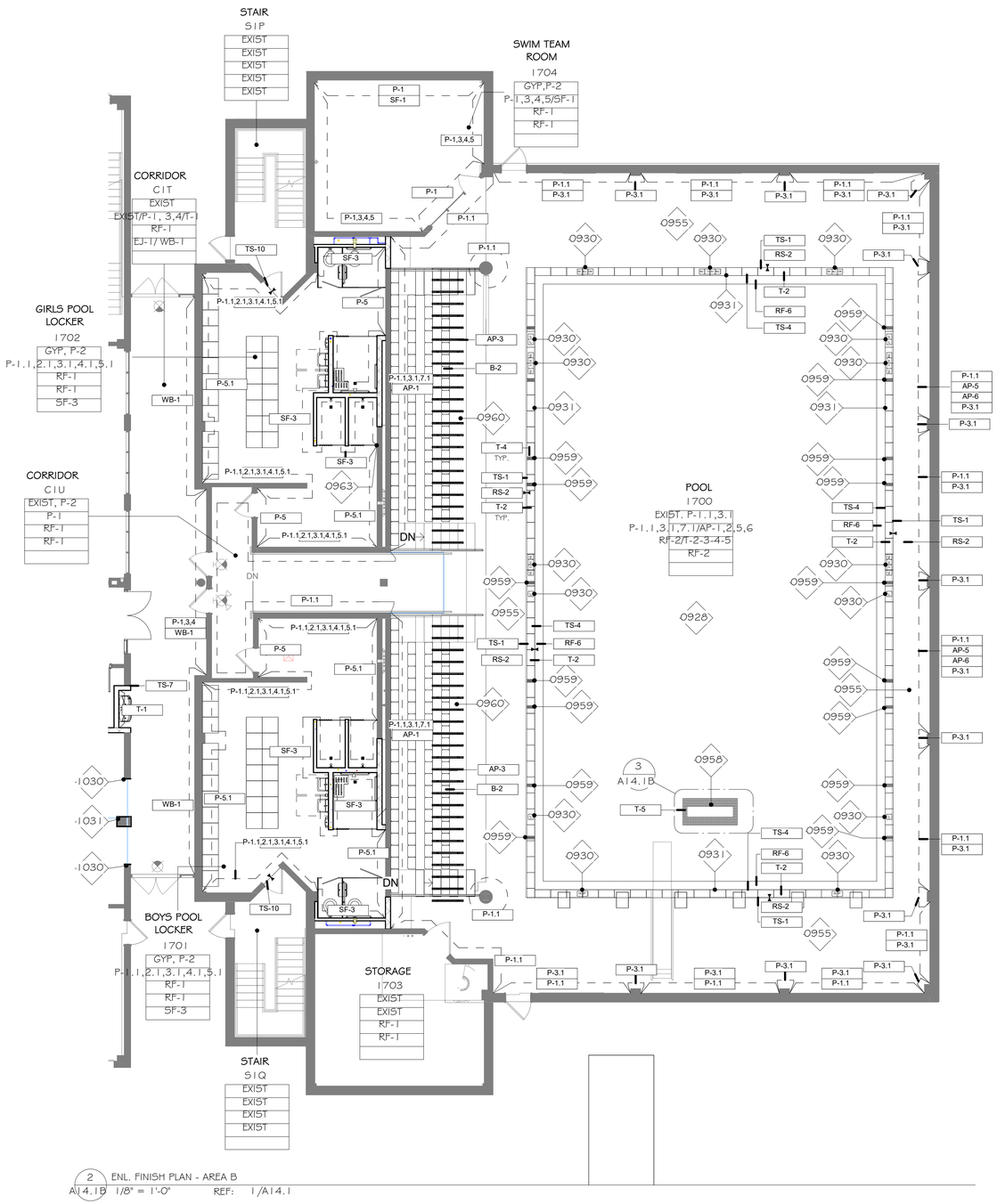


2 ENL. FINISH PLAN - AREA B
A14.1B 1/8" = 1'-0" REF: 1/A14.1

| KEYNOTE LEGEND | |
|---|---|
| KEY VALUE | KEYNOTE TEXT |
| 0928 | REPLACE ALL BROKEN TILE THROUGHOUT TO MATCH EXISTING. EXISTING POOL BASIN & GUTTER TO BE ACID WASHED AND REGROUTED. IF EXISTING CANNOT BE MATCHED. CONTRACTOR TO NOTIFY OWNER AND ARCHITECT |
| 0930 | CONTRACTOR TO COORDINATE NEW LOCATION OF T-3 WITH EXISTING POOL MARKING TILE LOCATIONS PRIOR TO DEMOLITON AND NEW INSTALL |
| 0931 | CONTRACTOR TO USE TS-4 TO TRANSITION BETWEEN POOL AND POOL DECK. |
| 0955 | CONTRACTOR TO FLOAT/SLOPE EPOXY FLOOR TO ALL DRAINS TO PREVENT WATER PONDING |
| 0958 | CONTRACTOR TO REMOVE AND REPLACE BLACK TILES AROUND EXISTING DRAIN WITH T-5 |
| 0959 | CONTRACTOR TO PROVIDE WATER POLO TILE LAYOUT MOCKUP TO OWNER FOR REVIEW AND APPROVAL PRIOR TO TILE INSTALLATION |
| 0960 | RF-2 SHALL BE APPLIED TO CONCRETE RISERS |
| 0962 | PATCH, REPAIR AND PAINT EXISTING WALL AS NEEDED |
| 0963 | CONTRACTOR TO COORDINATE SF-3 AND SHOWER ROD. SHOWER ROD TO BE FULLY INSTALLED ON SF-3 |
| 0965 | PAINT NEW WALL TO MATCH EXISTING WALL PAINT |
| 1030 | CONTRACTOR TO SUPPLY AND INSTALL "U" SHAPED BRUSHED STAINLESS STEEL END CAP ON WALL W/ 1" RETURN ON EACH SIDE |
| 1031 | CONTRACTOR TO PROVIDE AND INSTALL NEW BRUSHED STAINLESS STEEL COLUMN WRAP. SEE DETAIL A3/A14.4 |




3 FLOOR DRAIN
A14.1B NOT TO SCALE

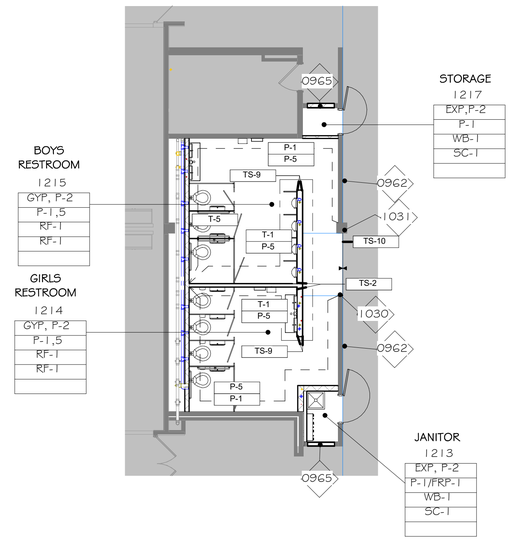


1 ENL. FINISH PLAN - AREA C
A14.1B 1/8" = 1'-0" REF: 1/A14.1

bond architects
222 SOUTH CENTRAL AVE.
SUITE# 501
ST. LOUIS, MO 63105
TEL: 314.863.4994
FAX: 314.863.4996
www.bondarchitectsinc.com
Bond Architects, Inc.
Missouri State Certificate of Authority # 2009027409

**Cole & Associates, Inc.**
Civil Engineer
Consultant Project #26-0064
Certificate of Authority #001165
401 S. 18th St., Suite 200
St. Louis, MO 63103
314.984.9887 tel

**CASE Engineering, Inc.**
Structural Engineer
Consultant Project BDA-MO-06-26
Certificate of Authority #001498
796 Merus Ct.
Fenton, MO 63026
636.349.1600 tel

**RTM Engineering Consultants**
MEP Engineer
Consultant Project #26.B00203.2171
Certificate of Authority #2002028690
3701 S. Lindbergh Blvd.
St. Louis, MO 63127
314.725.5889 tel

**PINCHIN, LLC**
Hazardous Materials Consultant
Consultant Project #R262.00457.006
2 Cityplace Drive, Suite 195
St. Louis, MO 63141
314.230.0182 tel

West High School
14653 Clayton Rd., Ballwin, MO 63011
Parkway PN #5425018
Building Renovation & Site Improvements

Parkway School District
363 N. Woods Mill Rd., Chesterfield, MO 63017
314.415.8231 tel

Project No: 26022

Revisions

| No. | Description | Date |
|---|---|---|
| | | |

This drawing and the details on it are the sole property of the architect and may be used for this specific project only. It shall not be loaned, copied or reproduced, in whole or in part, or for any other purpose or project without the written consent of the Architect. Copyright © 2026 by Bond Architects, Inc.

STATE OF MISSOURI
MICHELLE R. WELLS
NUMBER A-2021031961
ARCHITECT
11/5/26

The Professional Architects seal affixed to this sheet applies only to the material and items shown on this sheet. All drawings, instruments or other documents not exhibiting this seal shall not be considered prepared by this architect, and this architect expressly disclaims any and all responsibility for such plan, drawings or documents not exhibiting this seal.

DATE: 11.05.2026

BID / PERMIT SET

ENL. FINISH PLAN - AREA B & C

A14.1B

10/28/2026 11:12:29 AM

SCOPE LEGEND

NO ARCHITECTURAL WORK IN THIS AREA FOR WORK DESCRIBED ON THIS PAGE. WORK MAY BE INCLUDED IN THESE AREAS ON OTHER SHEETS.

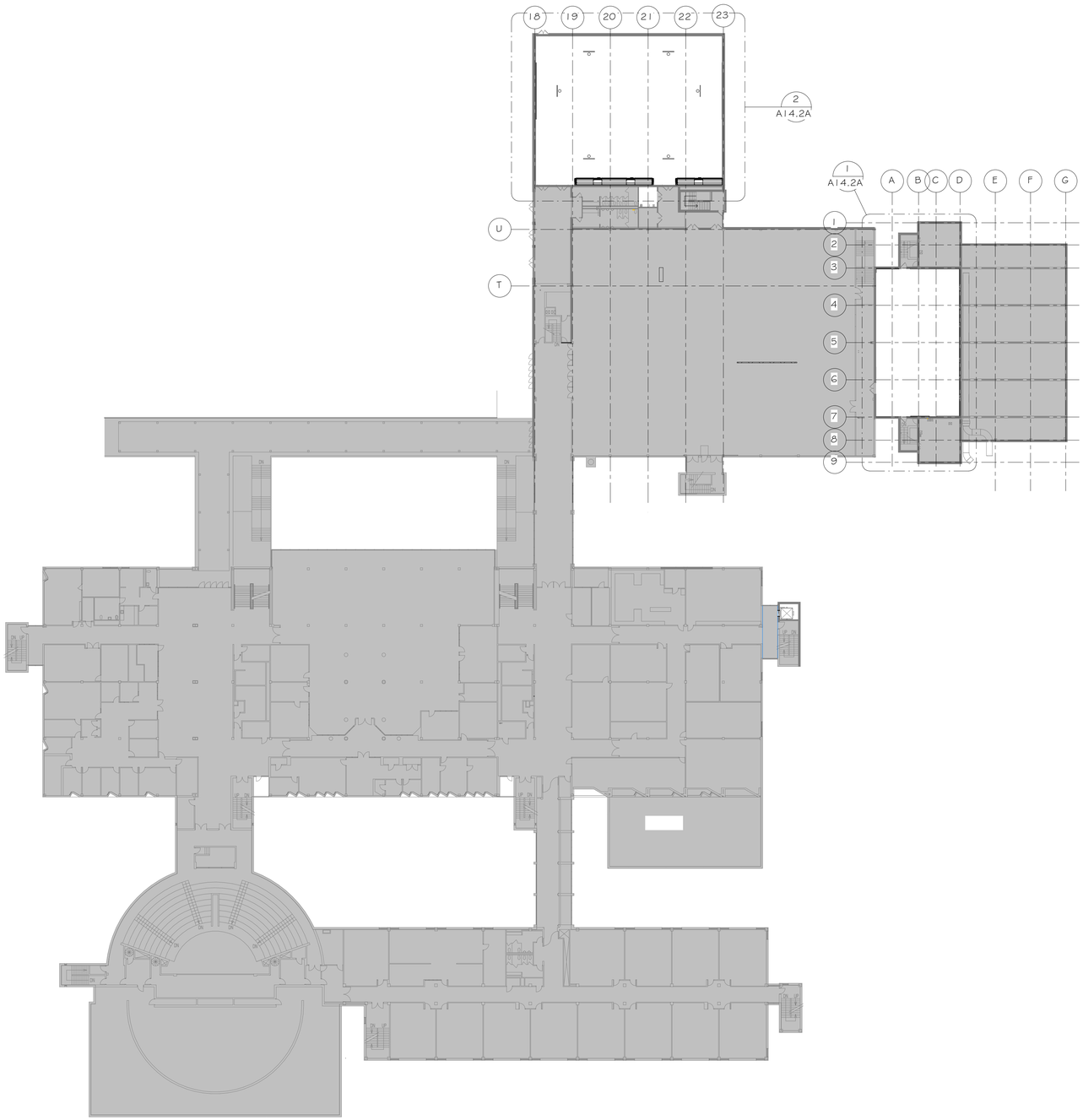


N

1 A14.2 2 - Level 02 Finish
1/32" = 1'-0"

SCALE: 3" = 1'-0" 0 0.25' 0.5' 1'
SCALE: 1 1/2" = 1'-0" 0 0.5' 1' 2'
SCALE: 1" = 1'-0" 0 0.5' 1' 2'
SCALE: 3/4" = 1'-0" 0 1' 2' 3'
SCALE: 1/2" = 1'-0" 0 1' 2' 4'
SCALE: 1/4" = 1'-0" 0 2' 4' 8'
SCALE: 1/8" = 1'-0" 0 4' 8' 16'
SCALE: 1/16" = 1'-0" 0 8' 16' 32'

10/28/2026 11:12:31 AM


bond architects
222 SOUTH CENTRAL AVE.
SUITE# 501
ST. LOUIS, MO 63105
TEL: 314.863.4994
FAX: 314.863.4996
www.bondarchitectsinc.com
Bond Architects, Inc.
Missouri State Certificate of Authority # 2009027409

**Cole & Associates, Inc.**
Civil Engineer
Consultant Project #26-0064
Certificate of Authority #001165
401 S. 18th St., Suite 200
St. Louis, MO 63103
314.984.9887 tel

**CASE Engineering, Inc.**
Structural Engineer
Consultant Project BDA-MO-06-26
Certificate of Authority #001498
796 Merus Ct.
Fenton, MO 63026
636.349.1600 tel

**RTM Engineering Consultants**
MEP Engineer
Consultant Project #26.B00203.2171
Certificate of Authority #2002028690
3701 S. Lindbergh Blvd.
St. Louis, MO 63127
314.725.5889 tel

**PINCHIN, LLC**
Hazardous Materials Consultant
Consultant Project #R262.00457.006
2 Cityplace Drive, Suite 195
St. Louis, MO 63141
314.230.0182 tel


West High School
14653 Clayton Rd., Ballwin, MO 63011
Parkway PN #542501B
Building Renovation & Site Improvements

Parkway School District
363 N. Woods Mill Rd., Chesterfield, MO 63017
314.415.8231 tel

Project No: 26022

Revisions

| No. | Description | Date |
|---|---|---|
| | | |


This drawing and the details on it are the sole property of the architect and may be used for this specific project only. It shall not be loaned, copied or reproduced, in whole or in part, or for any other purpose or project without the written consent of the Architect.
Copyright © 2026 by Bond Architects, Inc.


STATE OF MISSOURI
MICHELLE R. WELLS
NUMBER A-2021031961
ARCHITECT
11/5/26

The Professional Architects seal affixed to this sheet applies only to the material and items shown on this sheet. All drawings, instruments or other documents not exhibiting this seal shall not be considered prepared by this architect, and this architect expressly disclaims any and all responsibility for such plan, drawings or documents not exhibiting this seal.

DATE: 11.05.2026

BID / PERMIT SET

# FINISH PLAN SECOND FLOOR OVERALL

A14.2

SCOPE LEGEND

NO ARCHITECTURAL WORK IN THIS AREA FOR WORK DESCRIBED ON THIS PAGE. WORK MAY BE INCLUDED IN THESE AREAS ON OTHER SHEETS.

| KEYNOTE LEGEND | |
|---|---|
| KEY VALUE | KEYNOTE TEXT |

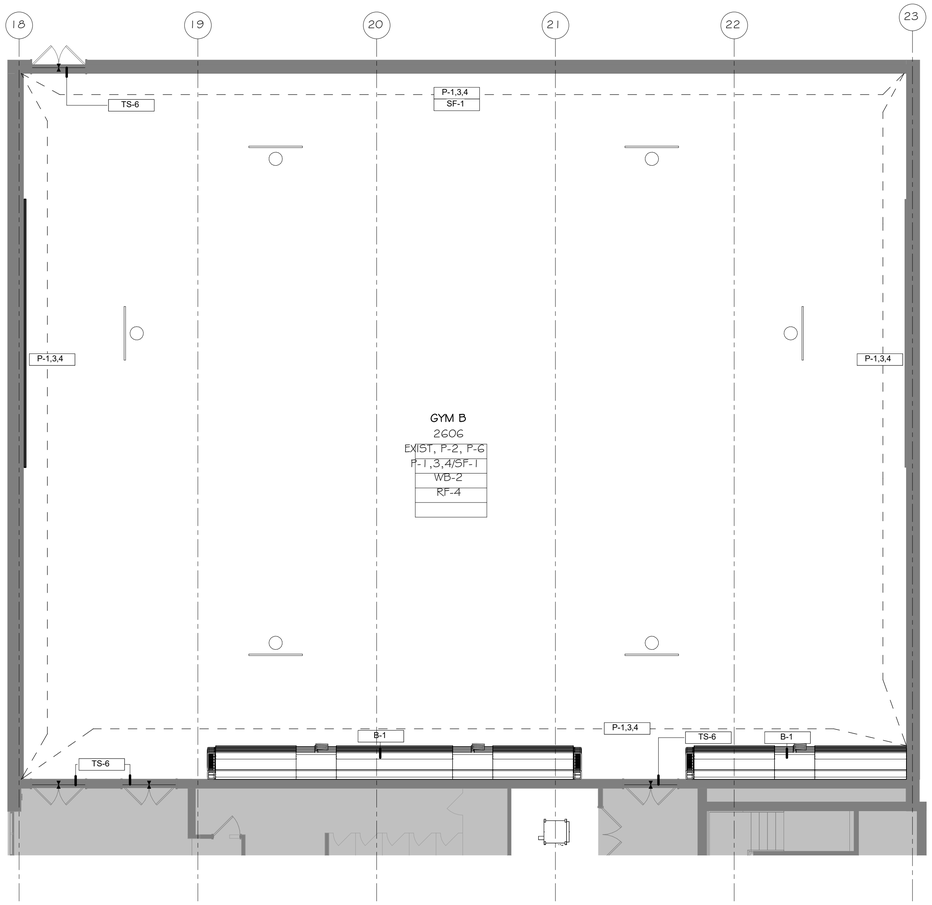


N

2 ENL. FINISH PLAN - AREA D
A14.2A 1/8" = 1'-0" REF: 1/A14.2

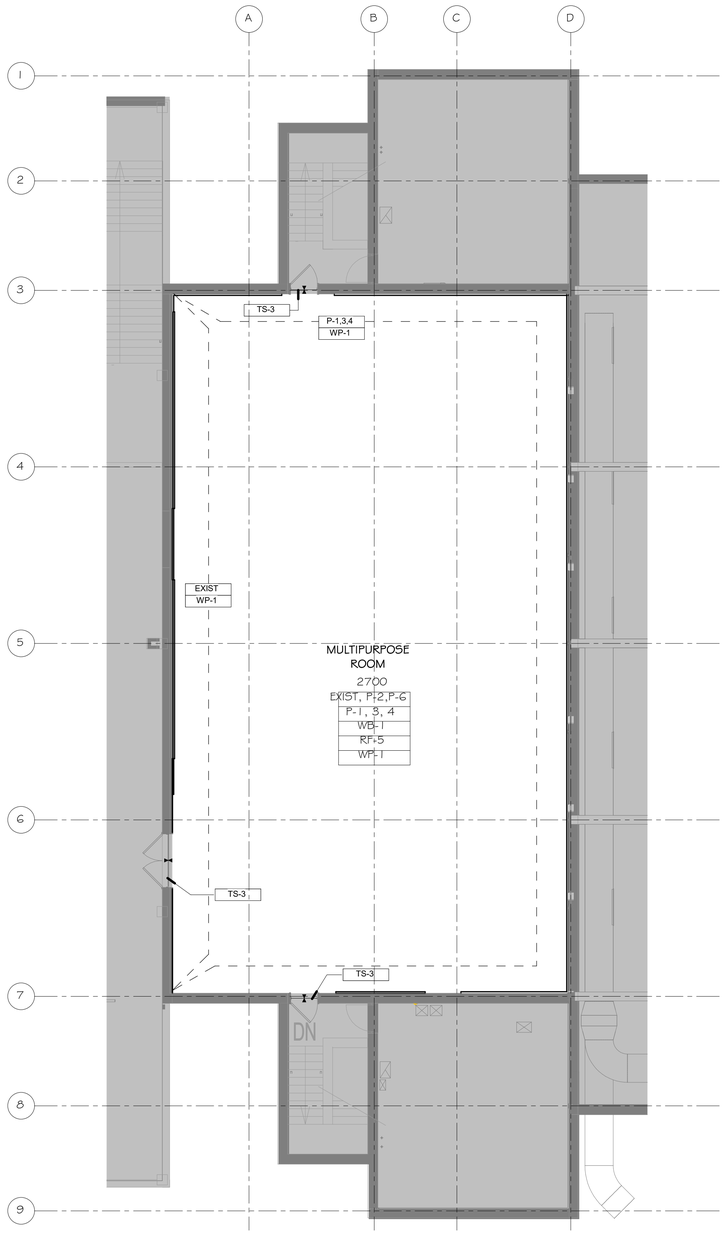


N

1 ENL. FINISH PLAN - AREA E ALTERNATE
A14.2A 1/8" = 1'-0" REF: 1/A14.2

SCALE: 3" = 1'-0" 0 0.25' 0.5' 1'
SCALE: 1 1/2" = 1'-0" 0 0.5' 1' 2'
SCALE: 1" = 1'-0" 0 0.5' 1' 2'
SCALE: 3/4" = 1'-0" 0 1' 2' 3'
SCALE: 1/2" = 1'-0" 0 1' 2' 4'
SCALE: 1/4" = 1'-0" 0 2' 4' 8'
SCALE: 1/8" = 1'-0" 0 4' 8' 16'
SCALE: 1/16" = 1'-0" 0 8' 16' 32'

10/28/2026 11:12:32 AM


bond architects
222 SOUTH CENTRAL AVE.
SUITE# 501
ST. LOUIS, MO 63105
TEL: 314.863.4994
FAX: 314.863.4996
www.bondarchitectsinc.com
Bond Architects, Inc.
Missouri State Certificate of Authority # 2009027409

**Cole & Associates, Inc.**
Civil Engineer
Consultant Project #26-0064
Certificate of Authority #001165
401 S. 18th St., Suite 200
St. Louis, MO 63103
314.984.9887 tel

**CASE Engineering, Inc.**
Structural Engineer
Consultant Project BDA-MO-06-26
Certificate of Authority #001498
796 Merus Ct.
Fenton, MO 63026
636.349.1600 tel

**RTM Engineering Consultants**
MEP Engineer
Consultant Project #26.B00203.2171
Certificate of Authority #2002028690
3701 S. Lindbergh Blvd.
St. Louis, MO 63127
314.725.5889 tel

**PINCHIN, LLC**
Hazardous Materials Consultant
Consultant Project #R262.00457.006
2 Cityplace Drive, Suite 195
St. Louis, MO 63141
314.230.0182 tel


West High School
14653 Clayton Rd., Ballwin, MO 63011
Parkway PN #542501B
Building Renovation & Site Improvements

Parkway School District
363 N. Woods Mill Rd., Chesterfield, MO 63017
314.415.8231 tel

Project No: 26022

Revisions

| No. | Description | Date |
|---|---|---|
| | | |


This drawing and the details on it are the sole property of the architect and may be used for this specific project only. It shall not be loaned, copied or reproduced, in whole or in part, or for any other purpose or project without the written consent of the Architect.
Copyright © 2026 by Bond Architects, Inc.


STATE OF MISSOURI
MICHELLE R. WELLS
NUMBER A-2021031961
ARCHITECT
11/5/26

The Professional Architects seal affixed to this sheet applies only to the material and items shown on this sheet. All drawings, instruments or other documents not exhibiting this seal shall not be considered prepared by this architect, and this architect expressly disclaims any and all responsibility for such plan, drawings or documents not exhibiting this seal.

DATE: 11.05.2026

BID / PERMIT SET

# ENL. FINISH PLAN - AREA D

A14.2A

NOTE: SEE SHEET A15.1 FOR SIGNAGE GENERAL NOTES.

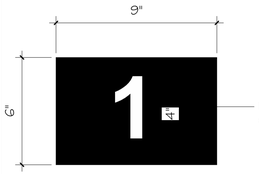


K4

LETTERING LOCATED AT EXTERIOR DOORS TO BE APPLIED TO INTERIOR DOOR SURFACE. BACKGROUND COLOR TO MATCH ZONE COLOR PER DRAWINGS.




K3

LETTERING LOCATED AT EXTERIOR DOORS TO BE APPLIED AT CENTER TOP OF EXTERIOR DOOR SURFACE. LOCATE BETWEEN 1/2 AND 3/4 OF DOOR HEIGHT ADJACENT TO ALL OVERHEAD AND COILING DOORS. BACKGROUND COLOR TO MATCH ZONE COLOR PER DRAWINGS.

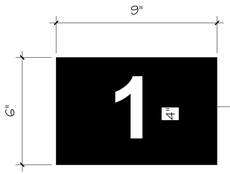


K2

HIGH REFLECTIVE LETTERING LOCATED AT EXTERIOR DOORS AT CORRIDORS TO BE APPLIED TO INTERIOR DOOR SURFACE. BACKGROUND COLOR TO MATCH ZONE COLOR PER DRAWINGS.

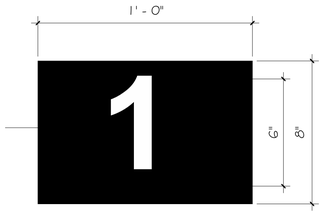


K1

HIGH REFLECTIVE LETTERING LOCATED AT EXTERIOR DOORS AT CORRIDORS TO BE APPLIED AT CENTER TOP OF EXTERIOR DOOR SURFACE. LOCATE BETWEEN 1/2 AND 3/4 OF DOOR HEIGHT ADJACENT TO ALL OVERHEAD AND COILING DOORS. BACKGROUND COLOR TO MATCH ZONE COLOR PER DRAWINGS.

TYPE K1-K4

*EXTERIOR DOOR SIGNS*
MATERIAL: ALUM-CLAD FOAM PVC
FINISH: UV CURED INK
MOUNTING: TAPE ADHESIVE
K1 & K3 COPY: ARIAL 6"
K2 & K4 COPY: ARIAL 4"
COPY COLOR: WHITE
BACKGROUND COLOR: TO MATCH ZONE COLOR PER SIGNAGE SCHEDULE

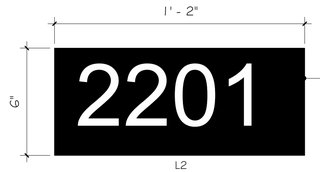


L2

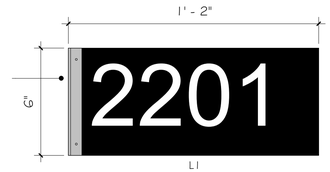


L1

TYPE L1-L2

*INTERIOR DOOR SIGN:*
MATERIAL: 1/8" CLEAR ACRYLIC, DIRECT PAINTED
FINISH: SOLID COLOR
MOUNTING: PROVIDE WALL BRACKETS FOR SIGNS ON HALLWAY SIDE (L1). SIGN TO BE MOUNTED FLAT TO WALL ON INTERIOR OF ROOM LOCATIONS (L2).
OPAQUE W/ SCREENED GRAPHIC
BACKGROUND COLOR: TBD
COPY: ARIAL 4"
COPY COLOR: WHITE
GRAPHIC: TBD

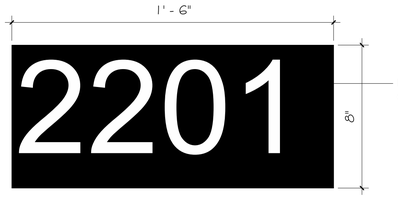


TYPE J2

*EXTERIOR DOOR SIGN*
MATERIAL: ALUM-CLAD FOAM PVC
FINISH: UV CURED INK
MOUNTING: TAPE ADHESIVE
COPY: ARIAL 6"
COPY COLOR: WHITE
LOCATED AT EXTERIOR DOORS TO BE APPLIED DIRECTLY BELOW SIGN TYPE K1 AND/OR K3, ON EXTERIOR DOOR SURFACE.
BACKGROUND COLOR: TO MATCH ZONE COLOR PER SIGNAGE SCHEDULE.

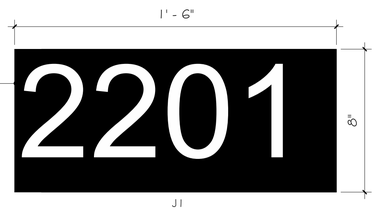


J1

TYPE J1

*EXTERIOR WINDOW SIGN*
MATERIAL: ALUM-CLAD FOAM PVC
FINISH: UV CURED INK
MOUNTING: TAPE ADHESIVE
COPY: ARIAL 6"
COPY COLOR: WHITE
LOCATION: MOUNTED TO THE LEFT-MOST WINDOW OF ROOM WHEN FACING FROM EXTERIOR.
BACKGROUND COLOR: TO MATCH ZONE COLOR PER SIGNAGE SCHEDULE

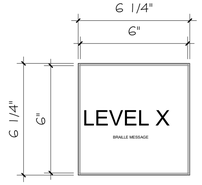


E

TYPE E

*FRAME:*
MATERIAL: MOLDED PLASTIC
FINISH: BLACK
MOUNTING: SURFACE (WALL) W/ CONCEALED SCREWS

*GRAPHIC PLAQUE:*
FULL OPAQUE W/ SCREENED GRAPHIC
BACKGROUND COLOR: WHITE
GRAPHIC COLOR: BLACK

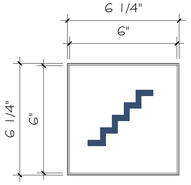


D2

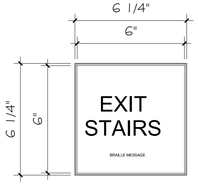


D1

TYPE D1 & D2

*FRAME:*
MATERIAL: MOLDED PLASTIC
FINISH: BLACK
MOUNTING: SURFACE (WALL) W/ CONCEALED SCREWS

*GRAPHIC PLAQUE:*
FULL OPAQUE W/ SCREENED GRAPHIC
BACKGROUND COLOR: WHITE
GRAPHIC COLOR: BLACK

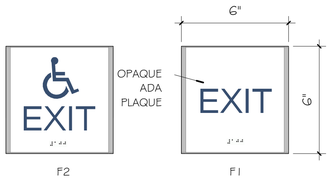


F2 F1

TYPE F1, F2

*FRAME:*
MATERIAL: ALUMINUM
FINISH: NATURAL SATIN
MOUNTING: SURFACE (WALL) W/ MECH. FASTENERS

*ADA PLAQUE:*
FULL OPAQUE ADA INSERT W/ RAISED LETTERING, BRAILLE
BACKGROUND COLOR: TBD
COPY: ARIAL 3"
COPY COLOR: WHITE
BRAILLE: WHITE

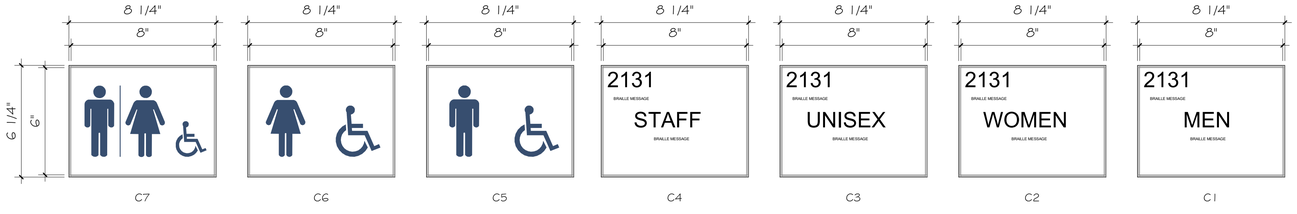


C7 C6 C5 C4 C3 C2 C1

TYPE C5 - C7

*FRAME:*
MATERIAL: MOLDED PLASTIC
FINISH: BLACK
MOUNTING: SURFACE (WALL) W/ CONCEALED SCREWS

*GRAPHIC PLAQUE:*
FULL OPAQUE W/ SCREENED GRAPHIC
BACKGROUND COLOR: WHITE
GRAPHIC COLOR: BLACK

TYPE C1 - C4

*FRAME:*
MATERIAL: MOLDED PLASTIC
FINISH: BLACK
MOUNTING: SURFACE (WALL) W/ CONCEALED SCREWS

*ADA PLAQUE:*
FULL OPAQUE W/ RAISED LETTERING, BRAILLE
BACKGROUND COLOR: WHITE
COPY: ARIAL 1"
COPY COLOR: BLACK
BRAILLE COLOR: BLACK

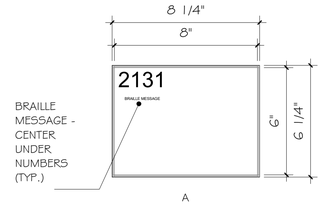


A

TYPE A

*FRAME:*
MATERIAL: MOLDED PLASTIC
FINISH: BLACK
MOUNTING: SURFACE (WALL) W/ CONCEALED SCREWS

*ADA PLAQUE:*
FULL OPAQUE W/ RAISED LETTERING, BRAILLE
BACKGROUND COLOR: WHITE
COPY: ARIAL 1"
COPY COLOR: BLACK
BRAILLE COLOR: BLACK

1 SIGNAGE TYPES
A15.0 3" = 1'-0"

SCALE: 3" = 1'-0" 0 0.25' 0.5' 1'
SCALE: 1 1/2" = 1'-0" 0 0.5' 1' 2'
SCALE: 1" = 1'-0" 0 0.5' 1' 2'
SCALE: 3/4" = 1'-0" 0 1' 2' 3'
SCALE: 1/2" = 1'-0" 0 1' 2' 4'
SCALE: 1/4" = 1'-0" 0 2' 4' 8'
SCALE: 1/8" = 1'-0" 0 4' 8' 16'
SCALE: 1/16" = 1'-0" 0 8' 16' 32'

10/28/2026 11:12:33 AM


bond architects
222 SOUTH CENTRAL AVE.
SUITE# 501
ST. LOUIS, MO 63105
TEL: 314.863.4994
FAX: 314.863.4996
www.bondarchitectsinc.com
Bond Architects, Inc.
Missouri State Certificate of Authority # 2009027409

**Cole & Associates, Inc.**
Civil Engineer
Consultant Project #26-0084
Certificate of Authority #001165
401 S. 18th St., Suite 200
St. Louis, MO 63103
314.984.9887 tel

**CASE Engineering, Inc.**
Structural Engineer
Consultant Project BDA-MO-06-26
Certificate of Authority #001498
798 Merus Ct.
Fenton, MO 63026
636.349.1600 tel

**RTM Engineering Consultants**
MEP Engineer
Consultant Project #26.B00203.2171
Certificate of Authority #2002028690
3701 S. Lindbergh Blvd.
St. Louis, MO 63127
314.725.5889 tel

**PINCHIN, LLC**
Hazardous Materials Consultant
Consultant Project #R262.00457.006
2 Cityplace Drive, Suite 195
St. Louis, MO 63141
314.230.0182 tel


West High School
14653 Clayton Rd., Ballwin, MO 63011
Parkway PN #542501B
Building Renovation & Site Improvements

Parkway School District
363 N. Woods Mill Rd., Chesterfield, MO 63017
314.415.8231 tel

Project No: 26022

Revisions

| No. | Description | Date |
|---|---|---|
| | | |


This drawing and the details on it are the sole property of the architect and may be used for this specific project only. It shall not be loaned, copied or reproduced, in whole or in part, or for any other purpose or project without the written consent of the Architect.
Copyright © 2026 by Bond Architects, Inc.


STATE OF MISSOURI
MICHELLE R. WELLS
NUMBER A-2021031961
ARCHITECT
11/5/26

The Professional Architects seal affixed to this sheet applies only to the material and items shown on this sheet. All drawings, instruments or other documents not exhibiting this seal shall not be considered prepared by this architect, and this architect expressly disclaims any and all responsibility for such plan, drawings or documents not exhibiting this seal.

DATE: 11.05.2026

BID / PERMIT SET

SIGNAGE TYPES & ELEVATIONS

A15.0

SCALE: 3" = 1'-0"

SCALE: 1 1/2" = 1'-0"

SCALE: 1" = 1'-0"

SCALE: 3/4" = 1'-0"

SCALE: 1/2" = 1'-0"

SCALE: 1/4" = 1'-0"

SCALE: 1/8" = 1'-0"

SCALE: 1/16" = 1'-0"

10/28/2026 11:12:33 AM

## SIGNAGE SCHEDULE

| NAME | NUMBER | SIGN TYPE | TOTAL QUANTITY | SIGN TYPES J1 & J2 TEXT | SIGN TYPES K1 - K4 TEXT | SIGN TYPES L1 & L2 TEXT | SIGNAGE BACKGROUND COLOR | SIGNAGE COMMENTS |
|---|---|---|---|---|---|---|---|---|
| CARDIO ROOM | 1625 | A, F1, J2, L1, L2, K3, K4 | A(2), F1(1), J2(1), L1(3), L2(1), K3(1), K4(1) | 1625 | 9 | 1625 | PURPLE | |
| WEIGHT ROOM | 1623 | A, L1, L2 | A(1), L1(5), L2(3) | - - - | - - - | 1623 | PURPLE | |
| WEIGHT ROOM | 1630 | A, L1, L2 | A(2), L1(2), L2(1) | - - - | - - - | 1630 | PURPLE | |
| WOMEN'S VARSITY LOCKER | 1617 | A, L1, L2 | A(2), L1(2), L2(2) | - - - | - - - | 1617 | PURPLE | |
| TRAINER | 1635 | A, L1, L2 | A(1), L1(1), L2(1) | - - - | - - - | 1635 | PURPLE | |
| WOMEN'S RESTROOMS | 1632 | C2, C6, L1, L2 | C2(1), C6(1), L1(1), L2(1) | - - - | - - - | 1632 | PURPLE | |
| TEAM STORAGE | 1627 | A, F1, J2, L1, L2, K3, K4 | A(1), F1(1), J2(1), L1(1), L2(1), K3(1), K4(1) | 1627 | 17 | 1627 | PURPLE | |
| FILM ROOM/ BREAK | 1622 | A, L1, L2 | A(1), L1(1), L2(1) | - - - | - - - | 1622 | PURPLE | |
| REFEREE ROOM | 1628 | A, L1, L2 | A(1), L1(1), L2(1) | - - - | - - - | 1628 | PURPLE | |
| WOMEN'S COACHES/TEACHERS | 1612 | A, L1, L2 | A(2), L1(2), L2(1) | - - - | - - - | 1612 | PURPLE | |
| TEACHER STORAGE | 1613 | A, L1, L2 | A(2), L1(2), L2(2) | - - - | - - - | 1613 | PURPLE | |
| MENS COACHES/TEACHERS | 1604 | A, L1, L2 | A(2), L1(2), L2(1) | - - - | - - - | 1604 | PURPLE | |
| TEACHER STORAGE | 1605 | A, L1, L2 | A(1), L1(1), L2(1) | - - - | - - - | 1605 | PURPLE | |
| MEN'S JV LOCKER | 1610 | A, L1, L2 | A(2), L1(1), L2(1) | - - - | - - - | 1610 | PURPLE | |
| RESTROOM | 1620 | C4, C7, L1, L2 | C4(1), C7(1), L1(1), L2(1) | - - - | - - - | 1620 | PURPLE | |
| JANITOR | 1603 | A, L1, L2 | A(1), L1(1), L2(1) | - - - | - - - | 1603 | PURPLE | |
| TEAM STORAGE | 1608 | A, L1, L2 | A(1), L1(1), L2(1) | - - - | - - - | 1608 | PURPLE | |
| TEAM STORAGE | 1618 | A, L1, L2 | A(1), L1(1), L2(1) | - - - | - - - | 1618 | PURPLE | |
| MEN'S PE LOCKER | 1606 | A, L1, L2 | A(3), L1(1), L2(1) | - - - | - - - | 1606 | PURPLE | |
| MEN'S VARSITY LOCKER | 1611 | A, L1, L2 | A(3), L1(2), L2(2) | - - - | - - - | 1611 | PURPLE | |
| WOMEN'S JV LOCKER | 1616 | A, L1, L2 | A(2), L1(1), L2(1) | - - - | - - - | 1616 | PURPLE | |
| WOMEN'S PE LOCKER | 1614 | A, L1, L2 | A(3), L1(2), L2(1) | - - - | - - - | 1614 | PURPLE | |
| BOILER | 1601 | A, F1, J2, L1, L2, K3, K4 | A(1), F1(1), J2(1), L1(1), L2(1), K3(1), K4(1) | 1601 | 18A | 1601 | PURPLE | |
| LAUNDRY | 1602 | A, L1, L2 | A(1), L1(1), L2(1) | - - - | - - - | 1602 | PURPLE | |
| WOMEN'S RESTROOM | 1615 | C2, C6, L1, L2 | C2(3), C6(3), L1(3), L2(3) | - - - | - - - | 1615 | PURPLE | |
| VESTIBULE | 1621 | A, L1, L2 | A(1), L1(1), L2(1) | - - - | - - - | 1621 | PURPLE | |
| VESTIBULE | 1619 | A, L1, L2 | A(1), L1(1), L2(1) | - - - | - - - | 1619 | PURPLE | |
| MEN'S RESTROOM | 1609 | C1, C5, L1, L2 | C1(3),C5(3), L1(3), L2(3) | - - - | - - - | 1609 | PURPLE | |
| MECH | 1607 | A, L1, L2 | A(1), L1(1), L2(1) | - - - | - - - | 1607 | PURPLE | |
| SUMP PUMP | 1637 | A, L1, L2 | A(1), L1(1), L2(1) | - - - | - - - | 1637 | PURPLE | |
| GARAGE | 1626 | A, J2, L1, L2, K3, K4 | A(1), J2(1), L1(1), L2(2), K3(1), K4(1) | - - - | 9A | 1626 | PURPLE | |
| MECH/ELEC | 1634 | F1, J2, L2, K3, K4 | F1(1), J2(2), L2(2), K3(2), K4(2) | 1634 | (1) READING "16" & (1) READING "16A" | 1634 | PURPLE | |
| RESTROOM | 1629 | C4, C7, L1, L2 | C4(1), C7(1), L1(1), L2(1) | - - - | - - - | 1629 | PURPLE | |
| STORAGE/IT | 1631 | A, L1, L2 | A(1), L1(1), L2(1) | - - - | - - - | 1631 | PURPLE | |
| MEN'S RESTROOM | 1633 | C1, C5, L1, L2 | C1(1),C5(1), L1(1), L2(1) | - - - | - - - | 1633 | PURPLE | |
| BOYS POOL LOCKER | 1701 | A, C1, C5, L1, L2 | A(2), C1(2), C5(2), L1(2), L2(2) | - - - | - - - | 1701 | PURPLE | |
| GIRLS POOL LOCKER | 1702 | A, C2, C6, L1, L2 | A(2), C2(2), C6(2), L1(2), L2(2) | - - - | - - - | 1702 | PURPLE | |
| CORRIDOR | C1U | - - - | - - - | - - - | - - - | - - - | - - - | |
| POOL | 1700 | A, F1, J2, L1, L2, K3, K4 | A(2), F1(2), J2(2), L1(2), L2(2), K3(2), K4(2) | 1700 | (1) READING "11B" & (1) READING "13" | 1700 | PURPLE | |
| STORAGE | 1703 | A, L1, L2 | A(1), L1(1), L2(1) | - - - | - - - | 1703 | PURPLE | |
| SWIM TEAM ROOM | 1704 | A, L1, L2 | A(1), L1(1), L2(1) | - - - | - - - | 1704 | PURPLE | |
| CORRIDOR | C1S | - - - | - - - | - - - | - - - | - - - | - - - | |
| CORRIDOR | C1V | - - - | - - - | - - - | - - - | - - - | - - - | |
| CORRIDOR | C1W | F1, K1, K2 | F1(1), K1(1), K2(1) | - - - | 8 | - - - | PURPLE | |
| MECH | 1600 | A, L1, L2 | A(1), L1(1), L2(1) | - - - | - - - | 1600 | PURPLE | |
| STAIR | S1N | F1, K1, K2 | F1(1), K1(1), K2(1) | - - - | 10 | - - - | PURPLE | |
| STAIR | S1P | F1, K1, K2 | F1(1), K1(1), K2(1) | - - - | 11A | - - - | PURPLE | |
| STAIR | S1Q | F1, K1, K2 | F1(1), K1(1), K2(1) | - - - | 14 | - - - | PURPLE | |
| CORRIDOR | C1U | F1, K1, K2 | F1(1), K1(1), K2(1) | - - - | 18 | - - - | PURPLE | |
| STAIRS | S1M | - - - | - - - | - - - | - - - | - - - | - - - | ALL EXISTING SIGNAGE TO REMAIN |
| STAIR | S1L | - - - | - - - | - - - | - - - | - - - | - - - | ALL EXISTING SIGNAGE TO REMAIN |
| STAIR | S1O | - - - | - - - | - - - | - - - | - - - | - - - | ALL EXISTING SIGNAGE TO REMAIN |
| BOYS RESTROOM | 1215 | C1, C5, L1, L2 | C1(1),C5(1), L1(1), L2(1) | - - - | - - - | 1215 | YELLOW | |
| GIRLS RESTROOM | 1214 | C2, C6, L1, L2 | C2(1), C6(1), L1(1), L2(1) | - - - | - - - | 1214 | YELLOW | |

### GENERAL SIGNAGE NOTES

A. ALL LABELED ROOMS TO RECEIVE SIGN OUTSIDE EACH POINT OF ENTRY, U.N.O.

B. GRAVOTECH SIGNS, FULL VIEW SERIES, AS BASIS OF DESIGN. SUBSTITUTIONS TO BE APPROVED BY ARCHITECT.

C. ALL SIGNAGE TO COMPLY WITH APPLICABLE REGULATIONS, INCLUDING THE AMERICANS WITH DISABILITIES ACT AND ICC 500

D. ROOM NUMBERING TO BE VERIFIED WITH OWNER AND ARCHITECT PRIOR TO ORDERING.

E. INSTALL SIGN TYPE K1 - K4 AT ALL EXTERIOR DOORS.

F. REFERENCE SPEC SECTION FOR ALL OTHER SIGNAGE TYPES AND REQUIREMENTS

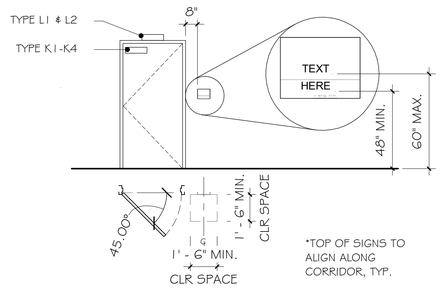


N

A15.1 SIGNAGE MOUNTING HEIGHTS
NOT TO SCALE

## SIGNAGE SCHEDULE

| NAME | NUMBER | SIGN TYPE | TOTAL QUANTITY | SIGN TYPES J1 & J2 TEXT | SIGN TYPES K1 - K4 TEXT | SIGN TYPES L1 & L2 TEXT | SIGNAGE BACKGROUND COLOR | SIGNAGE COMMENTS |
|---|---|---|---|---|---|---|---|---|
| JANITOR | 1213 | A, L1, L2 | A(1), L1(1), L2(1) | - - - | - - - | 1213 | YELLOW | |
| MECH/ELEC | 1216 | - - - | - - - | - - - | - - - | - - - | - - - | ALL EXISTING SIGNAGE TO REMAIN |
| RESTROOM | 1636 | C3, C7, L1, L2 | C3(1), C7(1), L1(1), L2(1) | - - - | - - - | 1636 | PURPLE | |
| GYM B | 2606 | - - - | - - - | - - - | - - - | - - - | - - - | ALL EXISTING SIGNAGE TO REMAIN |
| VESTIBULE | 1617A | A, L1, L2 | A(1), L1(1), L2(1) | - - - | - - - | 1617A | PURPLE | |
| MULTIPURPOSE ROOM | 2700 | - - - | - - - | - - - | - - - | - - - | - - - | ALL EXISTING SIGNAGE TO REMAIN |
| MECH. | 0508 | - - - | - - - | - - - | - - - | - - - | - - - | ALL EXISTING SIGNAGE TO REMAIN |
| MECH. | 1301 | - - - | - - - | - - - | - - - | - - - | - - - | ALL EXISTING SIGNAGE TO REMAIN |
| STORAGE | 1217 | A, L1, L2 | A(1), L1(1), L2(1) | - - - | - - - | 1217 | YELLOW | |
| IT STORAGE | 1624 | A, L1, L2 | A(1), L1(1), L2(1) | - - - | - - - | 1624 | PURPLE | |
| CORRIDOR | C1T | F2, K1, K2 | F2(1), K1(2), K2(2) | - - - | (1) READING "11" & (1) READING "15" | - - - | PURPLE | |
| CORRIDOR | C1C | - - - | - - - | - - - | - - - | - - - | - - - | ALL EXISTING SIGNAGE TO REMAIN |
| CORRIDOR | C0A | - - - | - - - | - - - | - - - | - - - | - - - | ALL EXISTING SIGNAGE TO REMAIN |
| CORRIDOR | C1M | - - - | - - - | - - - | - - - | - - - | - - - | ALL EXISTING SIGNAGE TO REMAIN |
| CORRIDOR | C1O | F2, K1, K2 | F2(1), K1(1), K2(1) | - - - | 41 | - - - | BLUE | |
| CORRIDOR | C1N | - - - | - - - | - - - | - - - | - - - | - - - | ALL EXISTING SIGNAGE TO REMAIN |
| STAFF ROOM | 1314 | F1, J1, K3, K4 | F1(1), J1(1), K3(1), K4(1) | 1314 | 21 | 1314 | YELLOW | |
| CORRIDOR | | - - - | - - - | - - - | - - - | - - - | - - - | ALL EXISTING SIGNAGE TO REMAIN |
| CORRIDOR | C2V | - - - | - - - | - - - | - - - | - - - | - - - | ALL EXISTING SIGNAGE TO REMAIN |
| CORRIDOR | C3V | - - - | - - - | - - - | - - - | - - - | - - - | ALL EXISTING SIGNAGE TO REMAIN |
| ELEVATOR | 1A | | | | | | | |
| ELEVATOR | 1B | | | | | | | |


**bond architects**
222 SOUTH CENTRAL AVE.
SUITE# 501
ST. LOUIS, MO 63105
TEL: 314.863.4994
FAX: 314.863.4996
www.bondarchitectsinc.com
Bond Architects, Inc.
Missouri State Certificate of Authority # 2009027409

**Cole & Associates, Inc.**
Civil Engineer
Consultant Project #26-0064
Certificate of Authority #001165
401 S. 18th St., Suite 200
St. Louis, MO 63103
314.984.9887 tel

**CASE Engineering, Inc.**
Structural Engineer
Consultant Project BDA-MO-06-26
Certificate of Authority #001498
798 Merus Ct.
Fenton, MO 63026
636.349.1600 tel

**RTM Engineering Consultants**
MEP Engineer
Consultant Project #26.B00203.2171
Certificate of Authority #2002028690
3701 S. Lindbergh Blvd.
St. Louis, MO 63127
314.725.5889 tel

**PINCHIN, LLC**
Hazardous Materials Consultant
Consultant Project #R262.00457.006
2 Cityplace Drive, Suite 195
St. Louis, MO 63141
314.230.0182 tel


West High School
14653 Clayton Rd., Ballwin, MO 63011
Parkway PN #542501B
Building Renovation & Site Improvements

Parkway School District
363 N. Woods Mill Rd., Chesterfield, MO 63017
314.415.8231 tel

Project No: 26022

Revisions

| No. | Description | Date |
|---|---|---|
| | | |
| | | |
| | | |
| | | |
| | | |
| | | |


This drawing and the details on it are the sole property of the architect and may be used for this specific project only. It shall not be loaned, copied or reproduced, in whole or in part, or for any other purpose or project without the written consent of the Architect. Copyright © 2026 by Bond Architects, Inc.


STATE OF MISSOURI
MICHELLE R. WELLS
NUMBER A-2021031961
ARCHITECT
11/5/26

The Professional Architects seal affixed to this sheet applies only to the material and items shown on this sheet. All drawings, instruments or other documents not exhibiting this seal shall not be considered prepared by this architect, and this architect expressly disclaims any and all responsibility for such plan, drawings or documents not exhibiting this seal.

DATE: 11.05.2026

BID / PERMIT SET

SIGNAGE TYPES & NOTES

A15.1

## STRUCTURAL ABBREVIATIONS

| | |
|---|---|
| # | POUND(S), NUMBER |
| & | AND |
| (E) | EXISTING |
| @ | AT |
| AB | ANCHOR BOLT (S) |
| ADDL | ADDITIONAL |
| ALT | ALTERNATE |
| ARCH | ARCHITECT(URAL) |
| B/FTG | BOTTOM OF FOOTING |
| BLDG | BUILDING |
| BLKG | BLOCKING |
| BM | BEAM |
| BMD | BOTTOM OF METAL DECK |
| BN | BOUNDARY NAIL |
| BOT | BOTTOM |
| BP | BASE PLATE |
| BRG | BEARING |
| BS | BOUNDARY SCREW |
| BTWN | BETWEEN |
| CANT | CANTILEVER(ED) |
| CFS | COLD-FORMED STEEL |
| CIP | CAST-IN-PLACE |
| CJ | CONTROL OR CONST JOINT |
| CL | CENTER LINE |
| CLR | CLEAR |
| CMU | CONCRETE MASONRY UNIT |
| COL | COLUMN |
| CONC | CONCRETE |
| CONN | CONNECTION |
| CONST | CONSTRUCTION |
| CONT | CONTINUOUS |
| CTR | CENTER |
| DBL | DOUBLE |
| DC | DEMAND CRITICAL (WELD) |
| deg | DEGREE |
| DET | DETAIL(S) |
| DF | DOUGLAS FIR |
| DFL | DOUGLAS FIR LARCH |
| dia | DIAMETER |
| DIM | DIMENSION |
| DWG | DRAWING |
| DWL | DOWEL |
| EA | EACH |
| EE | EACH END |
| EF | EACH FACE |
| EL | ELEVATION |
| ELEV | ELEVATOR |
| EMB | EMBEDMENT |
| EN | EDGE NAIL |
| EOJ | END OF JOIST |
| EOR | ENGINEER OF RECORD |
| EOS | EDGE OF SLAB |
| EQ | EQUAL |
| ES | EDGE SCREW |
| ETC | ET CETERA |
| EW | EACH WAY |
| EXP | EXPANSION |
| EXT | EXTERIOR |
| FDN | FOUNDATION |
| FF | FINISH FLOOR |
| FIN FLR | FINISH FLOOR |
| FLR | FLOOR |
| FN | FIELD NAILING |
| FRMG | FRAMING |
| FRT | FIRE-RETARDENT TREATED |
| FS | FAR SIDE |
| FS | FIELD SCREW |
| FTG | FOOTING |
| FV | FIELD VERIFY |
| ga | GAUGE |
| GALV | GALVANIZE(D) |
| GLB | GLULAM BEAM |
| HDR | HEADER |
| HGR | HANGER |

## STRUCTURAL ABBREVIATIONS

| | |
|---|---|
| HK | HOOK |
| HORIZ | HORIZONTAL |
| HSS | HOLLOW STRUCTURAL SECTION |
| INT | INTERIOR |
| ISF | INSIDE FACE |
| J/BRG | JOIST BEARING |
| JG | JOIST GIRDER |
| JG/BRG | JOIST GIRDER BEARING |
| JST | JOIST |
| JT | JOINT |
| kip | 1,000 POUNDS |
| ksi | kips PER SQUARE INCH |
| LB | POUND |
| LG | LONG |
| LLH | LONG LEG HORIZONTAL |
| LLV | LONG LEG VERTICAL |
| MAX | MAXIMUM |
| MECH | MECHANICAL |
| MEZZ | MEZZANINE |
| MFR | MANUFACTURER |
| MIN | MINIMUM |
| MISC | MISCELLANEOUS |
| MTL | METAL |
| NIC | NOT IN CONTRACT |
| NS | NEAR SIDE |
| NTS | NOT TO SCALE |
| oc | ON CENTER |
| OH | OPPOSITE HAND |
| OPNG | OPENING |
| OSF | OUTSIDE FACE |
| PAF | POWER-ACTUATED FASTENER |
| PARA | PARAPET |
| PEMB | PRE-ENGINEERED METAL BUILDING (MANUFACTURER) |
| PIL | PILASTER |
| PL | PLATE |
| PLBG | PLUMBING |
| PLYWD | PLYWOOD |
| psf | POUNDS PER SQUARE FOOT |
| psi | POUNDS PER SQUARE INCH |
| PT | PRESSURE TREATED |
| QT | QUANTITY |
| REINF | REINFORCED, REINFORCING |
| REQD | REQUIRED |
| RTU | ROOF TOP UNIT |
| SCHED | SCHEDULE |
| SD | SNOW DRIFT |
| SHTG | SHEATHING |
| SIM | SIMILAR |
| SL | SNOW LOAD |
| SOG | SLAB ON GRADE |
| SPF | SPRUCE PINE FIR |
| STD | STANDARD |
| STL | STEEL |
| STRUC | STRUCTURAL |
| SYP | SOUTHERN YELLOW PINE |
| T&B | TOP AND BOTTOM |
| T&G | TONGUE AND GROOVE |
| T/BRG | TRUSS BEARING |
| T/CONC | TOP OF CONCRETE |
| T/FTG | TOP OF FOOTING |
| T/PARA | TOP OF PARAPET |
| T/PIL | TOP OF PILASTER |
| T/STL | TOP OF STEEL |
| TYP | TYPICAL |
| UNO | UNLESS NOTED OTHERWISE |
| USGS | US GEOLOGICAL SURVEY |
| VAR | VARIES |
| VERT | VERTICAL |
| w/ | WITH |
| WHS | WELDED HEADED STUD(S) |
| WP | WORK POINT |
| WWR | WELDED WIRE REINFORCEMENT |

## SHOP DRAWING AND SUBMITTAL NOTES

1. SHOP DRAWINGS AND/OR SUBMITTALS SHALL BE FURNISHED FOR ALL STRUCTURAL COMPONENTS. UNLESS OTHERWISE NOTED, THESE SHALL BE SUBMITTED FOR REVIEW PRIOR TO FABRICATION IN ACCORDANCE WITH THESE CONTRACT DRAWINGS AND PROJECT SPECIFICATIONS (IF APPLICABLE). CONTRACTOR SHALL ALLOW A MINIMUM OF 2 WEEKS FROM RECEIPT OF SHOP DRAWINGS FOR CASE ENGINEERING INC. TO PROVIDE RESPONSE.
2. PRIOR TO SUBMITTAL TO CASE ENGINEERING, THE CONTRACTOR AND ARCHITECT SHALL HAVE REVIEWED THE SHOP DRAWINGS AND MADE ANY CORRECTIONS REQUIRED. THE CONTRACTOR AND ARCHITECT SHALL STAMP THE DRAWINGS, INDICATING THE SUBMITTAL HAS BEEN REVIEWED.
3. STRUCTURAL DRAWINGS ARE THE SOLE PROPERTY OF CASE ENGINEERING. REPRODUCTION OF STRUCTURAL DRAWINGS FOR USE IN SHOP DRAWING SUBMITTALS IS NOT ACCEPTABLE WITHOUT OUR WRITTEN AGREEMENT.
4. SHOP DRAWING REVIEW IS FOR GENERAL CONFORMANCE WITH THE CONTRACT DOCUMENTS. THE RESPONSIBILITY FOR FINAL COMPLETENESS AND CORRECTNESS SHALL RESIDE WITH THE PREPARER OF THE SHOP DRAWINGS.

## BUILDING CODES AND STANDARDS USED FOR DESIGN

1. INTERNATIONAL BUILDING CODE 2018 EDITION
   ASCE 7-16
   RISK CATEGORY: II

## DESIGN LOADS

1. DESIGN LOADS
   ROOF LIVE LOAD: 20 psf
   ROOF DEAD LOAD: 20 psf
2. SNOW LOAD DESIGN CRITERIA
   IMPORTANCE FACTOR, I: 1.0
   GROUND SNOW LOAD, Pg: 20 psf
3. WIND LOAD DESIGN CRITERIA
   ULTIMATE WIND SPEED: 109 MPH (3 SEC GUST)
   EXPOSURE CATEGORY: C
   ENCLOSURE CLASSIFICATION ENC
4. SEISMIC LOAD DESIGN CRITERIA
   IMPORTANCE FACTOR, I: 1.0
   SITE CLASS: D
   SPECTRAL RESPONSE ACCELERATIONS: Ss=0.480g, S1=0.180g
   Sds=0.453g, Sd1=0.269g
   SEISMIC DESIGN CATEGORY: D

## GENERAL STRUCTURAL NOTES

1. THIS DRAWING SET IS TO BE VIEWED AS A WHOLE AND COORDINATED WITH ARCHITECTURAL, MECHANICAL, CIVIL, AND OTHER DISCIPLINES. ALL WORK PERTAINING TO A SPECIFIC CONTRACTOR MAY OR MAY NOT BE SHOWN ON SPECIFIC DRAWING SECTIONS. IT IS EACH SUBCONTRACTOR'S RESPONSIBILITY TO PREPARE HIS BID FROM A COMPLETE SET OF PLANS.
2. THE CONTRACTOR SHALL FOLLOW WRITTEN DIMENSIONS ONLY. DO NOT SCALE DRAWINGS. DIMENSIONS NOT SHOWN ON PLAN TO BE COORDINATED WITH ARCHITECTURAL PLANS.
3. ALL DETAILS AND SECTIONS SHOWN ON THE DRAWINGS ARE INTENDED TO BE TYPICAL AND SHALL APPLY AT ANY SIMILAR SITUATION ELSEWHERE ON THE JOB, EXCEPT WHERE A DIFFERENT DETAIL OR SECTION IS SHOWN.
4. THE STRUCTURE SHALL BE ADEQUATELY BRACED AND SHORED DURING ERECTION AGAINST WIND AND ERECTION LOADS. STRUCTURAL MEMBERS ARE DESIGNED FOR "IN-PLACE" LOADS ONLY.
5. THE GENERAL CONTRACTOR SHALL COORDINATE ALL OPENING SIZES, PAD SIZES, AND LOCATIONS WITH THE RESPECTIVE CONTRACTORS.
6. THE CONTRACTOR SHALL NOTIFY THE ARCHITECT AND ENGINEER IMMEDIATELY OF ANY DISCREPANCIES BETWEEN CONSTRUCTION DOCUMENTS AND ACTUAL FIELD CONDITIONS.
7. THE VARIOUS SUBCONTRACTORS ARE RESPONSIBLE FOR PLACING SLEEVES, OUTLET BOXES, ANCHORS, VENT OPENINGS, ETC. THAT MAY BE REQUIRED IN FOUNDATION WALLS. CONSTRUCTION MANAGER SHALL COORDINATE ALL PLACEMENT OF ITEMS IN FOUNDATION WALLS.
8. SEE ARCHITECTURAL PLANS FOR ADDITIONAL DETAILS AND INFORMATION.
9. ALL ELEVATIONS GIVEN ARE REFERENCED TO FINISHED FLOOR ELEVATIONS AT 100'-0" OR 0'-0", UNLESS SHOWN AS USGS ELEVATIONS.
10. WHERE GENERAL NOTES OR TYPICAL DETAILS CONTRADICT INFORMATION PROVIDED IN BUILDING SECTIONS, THE BUILDING SECTIONS TAKE PRECEDENCE.
11. ALL HOLES THROUGH CONSTRUCTION SHALL BE CORE DRILLED OR SAWCUT.
12. ALL STAIR STRINGERS, LANDINGS, AND HANDRAILS TO BE DESIGNED AND FABRICATED BY STAIR FABRICATOR.
13. WHERE INFORMATION PROVIDED IN THESE STRUCTURAL DRAWINGS CONTRADICTS INFORMATION PROVIDED IN PROJECT SPECIFICATIONS, THE SPECIFICATIONS SHALL TAKE PRECEDENCE.
14. FOR ARCHITECTURAL, MEP, & STRUCTURAL COORDINATION: MODELED ELEMENTS SHOWN ON STRUCTURAL DRAWINGS SUCH AS TRUSSES, OPEN-WEB JOISTS, AND JOIST GIRDERS, ARE NOT THE FINAL CONFIGURATION. ALL COORDINATION SHALL BE PERFORMED BETWEEN THE VARIOUS TRADES AND THE SUPPLIERS OF THESE ELEMENTS FOR THE STRUCTURE, NOT WITH THE STRUCTURAL MODEL.
15. THIS DRAWING SET IS TO BE VIEWED AS A WHOLE, ALL TYPICAL DETAILS AND GENERAL NOTES SHOWN IN THESE DRAWINGS ARE APPLICABLE TO THE PROJECT EVEN IF THEY ARE NOT SHOWN ON PLANS OR SECTIONS.
16. DESIRED ALTERATIONS TO ANY DETAIL, MEMBER SIZE, MEMBER TYPE, OR ANY OTHER STRUCTURAL COMPONENT SHOWN ON THE DRAWINGS, SHALL BE SUBMITTED AS A REQUEST IN WRITING TO CASE ENGINEERING. CASE ENGINEERING WILL NOT BE RESPONSIBLE FOR CHANGES TO THE DESIGN OR DETAILS MADE DURING SHOP DRAWINGS DEVELOPMENT, DURING CONSTRUCTION, OR AT ANY OTHER TIME WITHOUT WRITTEN CONSENT.

## CONCRETE NOTES

1. ALL CONCRETE WORK INCLUDING FORMING, REINFORCING, MIXING, PLACING, FINISHING AND CURING SHALL BE DONE IN ACCORDANCE WITH THE ACI MANUAL OF CONCRETE PRACTICE INCLUDING "BUILDING CODE REQUIREMENTS FOR STRUCTURAL CONCRETE", ACI 318, AND "SPECIFICATIONS FOR STRUCTURAL CONCRETE", ACI 301 LATEST EDITIONS.
2. IT SHALL BE THE RESPONSIBILITY OF THE MIX DESIGN SUPPLIER TO PROPORTION MIXES APPROPRIATELY TO REACH THE REQUIRED PROPERTIES NOTED, AND SHALL BE APPROPRIATE FOR THEIR INTENDED USE. ADMIXTURES MEETING ASTM C494 ARE OPTIONAL. HOWEVER, AIR-ENTRAINING ADMIXTURES MEETING ASTM C260 SHALL BE USED FOR CONCRETE EXPOSED TO THE EXTERIOR OR FREEZE-THAW CYCLES.
3. CONTRACTOR SHALL SUBMIT CONCRETE MIX DESIGNS FOR EACH INTENDED USE ON THE PROJECT FOR REVIEW AND APPROVAL BY CASE ENGINEERING. CONTENTS OF THE MIX DESIGN SHALL COMPLY WITH, AND INCLUDE ALL INFORMATION REQUIRED BY, ACI 318, CHAPTER 5 (FOR 2011 AND EARLIER CODE EDITIONS), & CHAPTER 26 (FOR 2014 CODE EDITION). THIS INCLUDES, BUT IS NOT LIMITED TO NUMBER OF TESTS AND AGE OF TESTS INCLUDED IN THE MIX DESIGN REPORT.
4. ALL CONCRETE DENSITY SHALL BE NORMAL WEIGHT (145 pcf +/- 5) UNLESS OTHERWISE INDICATED. LIGHT WEIGHT CONCRETE SHALL BE 110 pcf +/- 5, UNO.
5. FLY ASH ALLOWANCES:
   - 20% MAXIMUM BY WEIGHT OF CEMENTITIOUS IN FOOTINGS
   - 15% MAXIMUM BY WEIGHT OF CEMENTITIOUS MATERIAL IN SLABS
6. COORDINATE CONCRETE WORK WITH THAT OF OTHER TRADES TO ALLOW FOR SETTING OF SLEEVES, ACCESSORIES, ETC.
7. ALL REINFORCING STEEL, ANCHOR RODS, DOWELS, AND INSERTS SHALL BE WELL-SECURED IN POSITION PRIOR TO PLACING CONCRETE. DO NOT "WET SET" OR "FLOAT" INTO CONCRETE.
8. TEST CYLINDERS WILL BE REQUIRED, AND RECORDS OF RESULTS SHALL BE SUBMITTED TO CASE ENGINEERING. PROVIDE A MINIMUM OF (4) 6"x12" OR (5) 4"x8" CYLINDERS OF EACH MIX DESIGN FOR TESTING AT THE FREQUENCIES LISTED BELOW. TEST 1 AT 7 DAYS, 2 AT 28 DAYS FOR 6"x12" CYLINDERS, OR 3 AT 28 DAYS FOR 4"x8" CYLINDERS. KEEP 1 SPARE FOR FURTHER TESTING IF NEEDED. CYLINDERS SHALL BE TAKEN AND TESTED NO LESS THAN THE FOLLOWING: (SLUMP TESTS ARE RECOMMENDED)
   A. ONCE A DAY
   B. FOR EACH 150 CUBIC YARDS POURED
   C. FOR EACH 5,000 SQ. FT. OF SURFACE AREA POURED
9. CONSTRUCTION JOINTS IN CONCRETE INDICATED WITH A ROUGH, CLEAN SURFACE SHALL HAVE A 1/4" AVERAGE AMPLITUDE.
10. ALL COLD JOINTS SHALL BE ROUGHENED AND CLEANED PRIOR TO PLACING CONCRETE.
11. SLUMP: CONCRETE MIXES SHALL BE PROPORTIONED TO ACHIEVE A MAXIMUM SLUMP OF 8" FOR CONCRETE CONTAINING HIGH RANGE WATER REDUCING ADMIXTURE. 6" FOR CONCRETE CONTAINING A MID-RANGE WATER REDUCING ADMIXTURE. MIXES SHALL HAVE A WATER SLUMP OF 2"-3" PRE-ADDITIVE (3" TO 4" FOR CONCRETE RECEIVING A "DRY-SHAKE" HARDENER). MAXIMUM 4" WATER SLUMP FOR ALL OTHER CONCRETE NOT CONTAINING A WATER REDUCER.
12. SELF-CONSOLIDATING CONCRETE MAY BE USED FOR ALL ARCHITECTURAL CONCRETE AND HEAVILY REINFORCED MEMBERS AS SHOWN ON THE DRAWINGS. ALL SELF-CONSOLIDATING CONCRETE SHALL CONTAIN THE SPECIFIED HIGH-RANGE WATER-REDUCING ADMIXTURE AND VISCOSITY-MODIFYING ADMIXTURE WHERE REQUIRED. MINIMUM SPREAD OF 22"-30" WHEN MEASURED IN ACCORDANCE WITH ASTM C1611 OR AS REQUIRED BY THE SUCCESSFUL TEST PLACEMENT. THE WORKABILITY, PUMPABILITY, FINISHABILITY, AND SETTING TIME OF THE PROPOSED MIX DESIGN SHALL BE VERIFIED WITH A SUCCESSFUL TEST PLACEMENT ONSITE. COMPRESSIVE STRENGTH: 5000 PSI AT 28 DAYS OR AS NOTED ON THE DRAWINGS.
13. DEPOSIT AND CONSOLIDATE CONCRETE FOR FLOORS AND SLABS IN A CONTINUOUS OPERATION, WITHIN LIMITS OF CONSTRUCTION JOINTS, UNTIL PLACEMENT OF A PANEL OR SECTION IS COMPLETE.
   A. CONSOLIDATE CONCRETE DURING PLACEMENT OPERATIONS, SO CONCRETE IS THOROUGHLY WORKED AROUND REINFORCEMENT AND OTHER EMBEDDED ITEMS AND INTO CORNERS.
   B. MAINTAIN REINFORCEMENT IN POSITION ON CHAIRS DURING CONCRETE PLACEMENT.
   C. SCREED SLAB SURFACES WITH A STRAIGHT EDGE AND STRIKE OFF TO CORRECT ELEVATIONS.
   D. UTILIZE A VIBRATORY SCREED FOR CONCRETE THAT WILL RECEIVE DIAMOND POLISH FINISH. KEEP VIBRATING SCREED MOVING CONTINUOUSLY ACROSS SURFACE. DO NOT STOP SCREED IN ANY ONE PLACE WHILE VIBRATING.
   E. SLOPE SURFACES UNIFORMLY TO DRAINS WHERE REQUIRED.
   F. BEGIN INITIAL FLOATING USING BULL FLOATS OR DARBIES TO FORM A UNIFORM AND OPEN-TEXTURED SURFACE PLANE BEFORE EXCESS BLEED WATER APPEARS ON THE SURFACE. DO NOT FURTHER DISTURB SLAB SURFACES BEFORE STARTING FINISHING OPERATIONS.
   G. THE USE OF HIGHWAY STRAIGHT EDGES OR "BUMP CUTTERS" ON CONCRETE SLABS TO BE POLISHED IS PROHIBITED.
14. ALL CONCRETE SHALL HAVE A MINIMUM 28-DAY COMPRESSIVE STRENGTH IN ACCORDANCE WITH THE FOLLOWING:
   A. AIR ENTRAINMENT IS NOT RECOMMENDED FOR SURFACES TO BE GIVEN A SMOOTH, DENSE, HARD-TROWELED FINISH. COORDINATE FINISH REQUIREMENTS WITH ARCHITECTURAL DRAWINGS AND/ OR SPECIFICATIONS.

## CONCRETE TABLE

| INTENDED USE | EXPOSURE CLASS | MIN 28 DAY STRENGTH (psi) | MAX WATER-CEMENT RATIO | % TOTAL AIR LIMITS | % MAX SHRINKAGE @ 28 DAYS |
|---|---|---|---|---|---|
| INTERIOR SLAB ON GRADE | F0 | 4,000 | 0.50 | 3 | 0.04 |
| FOOTINGS | F0/F1/F2/F3 | 4,000/ 4,000/ 4,500/ 5,000 | 0.50/ 0.50/ 0.45/ 0.40 | 4.5 TO 7.5 | 0.05 |

## REINFORCING STEEL NOTES

1. NON-WELDED STEEL BAR REINFORCING SHALL CONFORM TO ASTM A615, GRADE 60. WELDED STEEL BAR REINFORCING SHALL CONFORM TO ASTM A706.
2. WELDING OF REINFORCING STEEL SHALL BE PERFORMED BY AWS QUALIFIED WELDERS IN CONFORMANCE WITH AWS D1.1 USING E90 ELECTRODES FOR ASTM A615 REBAR, AND E80 ELECTRODES FOR ASTM A706 REBAR UNLESS OTHERWISE NOTED ON THE DRAWINGS.
3. WELDED WIRE REINFORCEMENT (WWR) SHALL BE SMOOTH WIRE PER ASTM A185 WITH MINIMUM YIELD STRENGTH, fy = 65 ksi, OR DEFORMED WIRE PER ASTM A497 WITH MINIMUM YIELD STRENGTH, fy = 70 ksi, UNLESS NOTED OTHERWISE.
4. MINIMUM CONCRETE COVER FOR REINFORCING STEEL IN CAST-IN-PLACE (NON-PRESTRESSED) CONCRETE SHALL BE AS FOLLOWS UNLESS OTHERWISE NOTED ON THE DRAWINGS:
   A. CONCRETE CAST AGAINST EARTH = 3"
   B. CONCRETE EXPOSED TO EARTH OR WEATHER:
      - #6 BAR AND LARGER = 2"
      - #5 BAR AND SMALLER = 1 1/2"
   C. CONCRETE NOT EXPOSED TO EARTH OR WEATHER (SLABS, WALLS, & JOISTS):
      - #14 BARS AND LARGER = 1 1/2"
      - #11 BARS AND SMALLER = 3/4"
   D. CONCRETE NOT EXPOSED TO EARTH OR WEATHER (BEAMS & COLUMNS):
      - PRIMARY REINFORCEMENT, TIES, STIRRUPS, & SPIRALS = 1 1/2"
5. ALL DETAILING, FABRICATION, AND ERECTION OF REINFORCING STEEL SHALL CONFORM TO THE LATEST EDITION OF ACI 315 (SP-66), DETAILS AND DETAILING OF CONCRETE REINFORCEMENT.
6. **LAP SPLICE LENGTHS FOR BARS INSTALLED IN CONCRETE AND CMU SHALL BE IN ACCORDANCE WITH THE TABLE(S).**

## DEVELOPMENT LENGTH OF STANDARD HOOKS IN CONCRETE NOTES

1. VALUES IN TABLE ARE BASED ON 60ksi REBAR. FOR OTHER REBAR YIELD STRENGTHS, MULTIPLY VALUES IN THE TABLE BY THE SPECIFIED YIELD STRENGTH DIVIDED BY 60.
2. REBAR IN ALL CONCRETE MEMBERS SHALL HAVE STANDARD HOOKS WHERE SHOWN ON SECTIONS IN ACCORDANCE WITH "DEVELOPMENT LENGTH OF STANDARD HOOKS IN TENSION" TABLE, UNLESS SPECIFICALLY NOTED OTHERWISE ON THE DRAWINGS.

**DEVELOPMENT LENGTH OF STANDARD HOOKS IN CONCRETE - 60 ksi...**

| BAR SIZE | f'c = 4,000 psi | f'c = 4,500 psi | f'c = 5,000 psi |
|---|---|---|---|
| #3 | 8 | 7 | 7 |
| #4 | 10 | 9 | 9 |
| #5 | 12 | 12 | 11 |
| #6 | 15 | 14 | 13 |
| #7 | 17 | 16 | 15 |
| #8 | 19 | 18 | 17 |
| #9 | 22 | 21 | 20 |
| #10 | 25 | 23 | 22 |
| #11 | 27 | 26 | 24 |

## TENSION LAP SPLICE LENGTH IN CONCRETE NOTES

1. FOR HORIZONTAL BARS, VALUES IN THE TABLE SHALL BE MULTIPLIED BY 1.3 WHERE MORE THAN 12 INCHES OF FRESH CONCRETE IS CAST BELOW THE BAR.
2. WHERE CLEAR SPACING OF BARS BEING SPLICED IS AT LEAST 2 BAR DIAMETERS AND CLEAR COVER AT LEAST 1 BAR DIAMETER, USE CASE 1. FOR ALL OTHER BAR ARRANGEMENTS, USE CASE 2.
3. VALUES IN THE TABLE ARE BASED ON 60ksi REBAR. FOR OTHER REBAR YIELD STRENGTHS, MULTIPLY VALUES IN THE TABLE BY THE SPECIFIED YIELD STRENGTH DIVIDED BY 60.
4. WHERE BARS OF DIFFERENT SIZES ARE SPLICED, PROVIDE THE LAP LENGTH OF THE LARGER BAR.
5. WELDED WIRE REINFORCEMENT (DEFORMED OR PLAIN WIRE) SHALL BE LAPPED ONE FULL MESH SQUARE PLUS 2 INCHES MINIMUM, BUT NOT LESS THAN 12 INCHES.
6. REBAR IN ALL CONCRETE MEMBERS SHALL BE SPLICED IN ACCORDANCE WITH "TENSION LAP SPLICE LENGTH" TABLE, UNLESS SPECIFICALLY NOTED OTHERWISE ON THE DRAWINGS.

**TENSION LAP SPLICE LENGTH IN CONCRETE - 60 KSI REBAR TABLE (INCHES)**

| f'c = | 3,500psi | 3,500psi | 4,000psi | 4,000psi | 4,500psi | 4,500psi | 5,000psi | 5,000psi |
|---|---|---|---|---|---|---|---|---|
| BAR SIZE | CASE 1 | CASE 2 | CASE 1 | CASE 2 | CASE 1 | CASE 2 | CASE 1 | CASE 2 |
| #3 | 20 | 30 | 19 | 28 | 18 | 27 | 17 | 25 |
| #4 | 27 | 40 | 25 | 37 | 24 | 35 | 23 | 34 |
| #5 | 33 | 50 | 31 | 47 | 30 | 44 | 28 | 42 |
| #6 | 40 | 60 | 37 | 56 | 35 | 53 | 34 | 50 |
| #7 | 58 | 87 | 54 | 81 | 51 | 77 | 49 | 73 |
| #8 | 66 | 99 | 62 | 93 | 59 | 88 | 56 | 83 |
| #9 | 75 | 112 | 70 | 105 | 66 | 99 | 63 | 94 |
| #10 | 84 | 126 | 79 | 118 | 74 | 111 | 71 | 106 |
| #11 | 93 | 140 | 87 | 131 | 82 | 123 | 78 | 117 |


bond architects
222 SOUTH CENTRAL AVE.
SUITE# 501
ST. LOUIS, MO 63105
TEL: 314.863.4994
FAX: 314.863.4996
www.bondarchitectsinc.com
Bond Architects, Inc.
Missouri State Certificate of Authority # 2009027409

**Cole & Associates, Inc.**
Civil Engineer
Consultant Project #26-0064
Certificate of Authority #001165
401 S. 18th St., Suite 200
St. Louis, MO 63103
314.984.9887 tel

**CASE Engineering, Inc.**
Structural Engineer
Consultant Project BDA-MO-06-26
Certificate of Authority #001498
796 Merus Ct.
Fenton, MO 63026
636.349.1600 tel

**RTM Engineering Consultants**
MEP Engineer
Consultant Project #26.B00203.2171
Certificate of Authority #2002028690
3701 S. Lindbergh Blvd.
St. Louis, MO 63127
314.725.5889 tel


West High School
14653 Clayton Rd., Ballwin, MO
Parkway PN #542501B
Building Renovation & Site Improvements

Parkway School District
363 N. Woods Mill Rd., Chesterfield, MO 63017
314.415.8231 tel

Project No: 26022

Revisions

| No. | Description | Date |
|---|---|---|
| | | |


This drawing and the details on it are the sole property of the architect and may be used for this specific project only. It shall not be loaned, copied or reproduced, in whole or in part, or for any other purpose or project without the written consent of the Architect. Copyright © 2026 by Bond Architects, Inc.


STATE OF MISSOURI
ARDESHIR MANSOURI
MEMBER
PE-2010016980
PROFESSIONAL ENGINEER
10/26/2026

The Professional Architects seal affixed to this sheet applies only to the material and items shown on this sheet. All drawings, instruments or other documents not exhibiting this seal shall not be considered prepared by this architect, and this architect expressly disclaims any and all responsibility for such plan, drawings or documents not exhibiting this seal.

DATE: 10/23/2026

BID/PERMIT SET

GENERAL NOTES

S1.1


CASE Engineering Inc.
796 Merus Court
St. Louis, MO 63026 | T 636.349.1600
CERTIFICATE OF AUTHORITY NO. 001498


DRAWN BY: JWS / CHECKED BY: DLP / AM

10/26/2026 10:12:47 AM

## MASONRY LAP SPLICE LENGTH NOTES

1. CONTRACTOR SHALL PROVIDE DEVELOPMENT AND REBAR SPLICE LENGTHS SHOWN IN THE TABLES AS A MINIMUM UNLESS INDICATED OTHERWISE IN STRUCTURAL DETAILS OR NOTES.
2. "SINGLE" INDICATES ONE BAR PER CELL. "DOUBLE" INDICATES TWO BARS PER CELL. SEE PLAN.

**f'm = 2,000 psi - MASONRY LAP SPLICE LENGTH TABLE (INCHES)**

| | CMU SIZE | 8" | 10" | 10" | 12" | 12" |
|---|---|---|---|---|---|---|
| BAR SIZE | STD HOOK DEVELOPMENT LENGTH (IN) | | SINGLE | DOUBLE | SINGLE | DOUBLE |
| #3 | 5 | 12 | 12 | 12 | 12 | 12 |
| #4 | 6 | 13 | 12 | 20 | 12 | 20 |
| #5 | 8 | 20 | 16 | 32 | 13 | 32 |
| #6 | 9 | 38 | 29 | 61 | 24 | 61 |
| #7 | 10 | 52 | 40 | 84 | 33 | 84 |
| #8 | 12 | 79 | 61 | 96 | 50 | 96 |

## REINFORCED MASONRY NOTES

1. MASONRY CONSTRUCTION SHALL CONFORM TO THE APPLICABLE PORTIONS OF TMS 602, "SPECIFICATIONS FOR MASONRY STRUCTURES". CONCRETE MASONRY UNITS SHALL BE CLASSIFIED AS NORMAL WEIGHT. DENSITY AND CONFORM TO ASTM C90. THE MASONRY ASSEMBLY SHALL HAVE A MINIMUM COMPRESSIVE STRENGTH, (f'm) = 2,000 psi
2. GROUT IN ACCORDANCE WITH ASTM C476 MAY BE FINE OR COARSE, SELF-CONSOLIDATING OR CONVENTIONAL (AT CONTRACTOR'S OPTION), AND SHALL BE PROPORTIONED TO ACHIEVE THE MINIMUM SPECIFIED COMPRESSIVE STRENGTH OF MASONRY. GROUT SHALL HAVE A DRY DENSITY OF 135 +/- 3pcf. NORMAL WEIGHT AGGREGATES IN GROUT SHALL COMPLY WITH ASTM C404. MORTAR SHALL COMPLY WITH PROPORTION SPECIFICATION REQUIREMENTS OF ASTM C270.
3. ALL MASONRY WALLS SHALL HAVE HEAVY DUTY LADDER TYPE HORIZONTAL JOINT REINFORCING PER MASONRY WALL ELEVATION. VERTICAL REINFORCEMENT IS PER FOUNDATION PLAN.
4. SUPPLY VERTICAL REINFORCING IN MINIMUM LENGTHS EQUAL TO 4'-0" PLUS LAP SPLICE LENGTH PER TABLE.
5. WALL CONSTRUCTION LIFTS FOR REINFORCING BARS AND INSULATION FILL SHALL BE PER ACI 530.
6. PORTLAND CEMENT AND LIME TYPE "S" MORTAR IS REQUIRED FOR ALL MASONRY UNLESS NOTED OTHERWISE.
7. SEE ARCHITECTURAL PLANS FOR LOCATION AND DETAIL OF CONTROL JOINTS AND EXPANSION JOINTS. SEE TYPICAL CONTROL JOINT DETAIL FOR GUIDANCE.
8. VERTICAL REINFORCING IS TO BE CONTINUOUS ABOVE LINTELS TO TOP OF WALL. WELD REBAR OR WHS PER SECTIONS TO TOP OF STEEL LINTEL, GROUT CELLS SOLID AROUND REINFORCING AS NOTED ON PLANS.
9. REFER TO ARCHITECTURAL DRAWINGS FOR LOCATIONS AND DETAILS OF DOOR AND WINDOW OPENINGS FOR SPECIAL COURSING AND OTHER MASONRY DETAILS. THE INFORMATION SHOWN ON THE STRUCTURAL DRAWINGS IS INTENDED TO DEFINE THE STRUCTURAL REQUIREMENTS ONLY.
10. ALL BOLTS, ANCHORS, ETC., INSERTED IN THE WALLS SHALL BE GROUTED SOLID INTO POSITION WITH MINIMUM EDGE DISTANCE FROM ANCHOR TO EDGE OF GROUTED PORTION OF CMU IN ALL DIRECTIONS AS NOTED ON DRAWINGS.
11. REINFORCING SHALL CONFORM TO ASTM A615, GRADE 60, UNLESS NOTED ON DRAWINGS. REINFORCING TO BE WELDED SHALL CONFORM TO ASTM A706.
12. WHEN A FOUNDATION DOWEL DOES NOT LINE UP WITH A VERTICAL BLOCK CORE, IT SHALL NOT BE SLOPED MORE THAN (ONE HORIZONTAL IN 6 VERTICAL), OR 10 DEGREES. DOWEL MAY BE GROUTED INTO CELL IN VERTICAL ALIGNMENT, EVEN THOUGH IT IS IN AN ADJACENT CELL TO THE VERTICAL WALL REINFORCING, AS LONG AS THE CENTER-TO-CENTER SPACE BETWEEN THE WALL REINFORCING AND THE DOWEL DOES NOT EXCEED 8 INCHES. DOWELS SHALL NOT BE BENT INTO ALIGNMENT AFTER CONCRETE HAS BEEN CAST.
13. SPLICED REINFORCING SHALL BE LAPPED ACCORDING TO "MASONRY LAP SPLICE LENGTH" TABLE. SPLICED BARS SHALL BE WIRED TOGETHER. CONTRACTOR MAY OPT TO STAGGER SPLICES.
14. VERTICAL BARS SHALL BE HELD IN POSITION AT TOP AND BOTTOM AND AT INTERVALS NOT EXCEEDING 192 DIAMETERS OF THE REINFORCING OR 10'-0"
15. REINFORCING STEEL SHALL BE SECURELY TIED IN PLACE AND INSPECTED BEFORE GROUTING STARTS.
16. VERTICAL GROUTING MAY BE EITHER "LOW LIFT" OR "HIGH LIFT" AT THE CONTRACTOR'S OPTION.
17. VERTICAL CELLS THAT WILL BE GROUTED SHALL HAVE VERTICAL ALIGNMENT TO MAINTAIN A CONTINUOUS UNOBSTRUCTED CELL AREA NOT LESS THAN 2"x3".
18. GROUTING OF MASONRY BEAMS OVER OPENINGS SHALL BE DONE IN ONE CONTINUOUS OPERATION.
19. VERTICAL REINFORCING BARS SHALL MAINTAIN MINIMUM CLEARANCES AS FOLLOWS UNLESS NOTED OTHERWISE ON DRAWINGS:
    1. INSIDE FACE OF MASONRY = 3/4"
    2. ADJACENT BARS NOT SPLICED = 1" OR 1 BAR DIAMETER, WHICHEVER IS GREATER.
20. INSULATION INSERTS ARE NOT PERMITTED IN GROUTED CELLS.
21. PRISM TESTS IN ACCORDANCE WITH ASTM C1314 AND ASTM C140 SHALL BE PERFORMED WITH TEST REPORTS SENT TO ARCHITECT AND EOR FOR RECORD. REFER TO SPECIAL INSPECTIONS TABLE ITEM "EVALUATION OF STRENGTH" FOR ADDITIONAL INFORMATION.

## SPECIAL INSPECTIONS

1. REFER TO THE SPECIAL INSPECTION TABLES FOR THE LIST OF ELEMENTS OF CONSTRUCTION THAT SHALL REQUIRE SPECIAL INSPECTION. THIS SHALL BE CONSIDERED A GUIDE, AND THE CONTRACTOR AND INSPECTOR SHALL REFER TO THE IBC FOR COMPLETE REQUIREMENTS, QUALIFICATIONS, EXCEPTIONS, AND SUBMITTALS. REFER TO IBC CHAPTER 17. THE OWNER SHALL BE RESPONSIBLE FOR EMPLOYING THE SPECIAL INSPECTION AGENCY. ANY "OBSERVATIONS" BY CASE ENGINEERING WILL NOT BE TO PERFORM SPECIAL INSPECTIONS AND SHALL NOT BE INTERPRETED AS SUCH.
2. COPIES OF ALL INSPECTION REPORTS THAT REPORT COMPLIANCE SHALL BE SUBMITTED TO THE ARCHITECT OF RECORD, CASE ENGINEERING, AND BUILDING INSPECTOR WITHIN 7 CALENDAR DAYS OF COMPLETION OF THAT PORTION OF WORK. A MINIMUM OF ONE (1) PROGRESS REPORT PER MONTH FOR EACH TYPE OF CONSTRUCTION REQUIRING SPECIAL INSPECTION SHALL BE SUBMITTED TO CASE ENGINEERING.
3. SPECIAL INSPECTOR SHALL INFORM CASE ENGINEERING IMMEDIATELY OF NON-COMPLIANCE WITH CONSTRUCTION DOCUMENTS OR APPROVED SUBMITTALS. CONTACT CASE ENGINEERING THE SAME DAY NON-COMPLIANCE IS DISCOVERED AND FOLLOW UP WITH AN OFFICIAL REPORT WITHIN 2 BUSINESS DAYS.
4. THE SPECIAL INSPECTIONS IDENTIFIED ON THE PLANS ARE IN ADDITION TO, AND NOT A SUBSTITUTE FOR THOSE INSPECTIONS REQUIRED TO BE PERFORMED BY A BUILDING INSPECTOR.
5. SPECIAL INSPECTIONS ARE NOTED AS EITHER "CONTINUOUS" OR "PERIODIC". A "CONTINUOUS" INSPECTION REQUIRES THE PRESENCE OF A QUALIFIED INSPECTOR IN THE VICINITY OF THE WORK BEING PERFORMED FOR 100% OF THAT WORK. A "PERIODIC" INSPECTION REQUIRES PART-TIME OBSERVATION OF THE WORK BEING PERFORMED. THE INSPECTOR SHALL ALSO OBSERVE THE FINAL CONDITION OF THE WORK BEFORE IT IS CLOSED FROM VIEW.
6. WHEN WORK IN MORE THAN ONE CATEGORY OF WORK REQUIRING SPECIAL INSPECTION IS TO BE PERFORMED SIMULTANEOUSLY, OR THE GEOGRAPHIC LOCATION OF THE WORK IS SUCH THAT IT CANNOT BE CONTINUOUSLY OBSERVED, IT SHALL BE THE RESPONSIBILITY OF THE AGENT TO EMPLOY A SUFFICIENT NUMBER OF SPECIAL INSPECTORS TO ASSURE THAT ALL WORK IS CONTINUOUSLY INSPECTED IN ACCORDANCE WITH THOSE PROVISIONS.
7. SPECIAL INSPECTIONS AND TESTS ARE NOT REQUIRED FOR PORTIONS OF STRUCTURES DESIGNED AND CONSTRUCTED IN ACCORDANCE WITH THE COLD-FORMED STEEL LIGHT-FRAME CONSTRUCTION PROVISIONS OF SECTION 2211 OF THE IBC OR THE CONVENTIONAL LIGHT-FRAME CONSTRUCTION PROVISIONS OF SECTION 2308 OF THE IBC.

**SPECIAL INSPECTIONS - CONCRETE TABLE**

| ITEM | INSPECTION FREQUENCY | SCOPE |
|---|---|---|
| REINFORCEMENT | PERIODIC | INSPECT REINFORCEMENT AND PLACEMENT; VERIFY CONFORMANCE WITH CONSTRUCTION DOCUMENTS, AND THAT BARS ARE FREE FROM MATERIALS THAT COULD PREVENT BOND, ARE ADEQUATELY LAPPED, SPLICED, TIED, AND SUPPORTED |
| ANCHOR INSTALLATION | PERIODIC | INSPECT CAST-IN-PLACE ANCHORS AND BOLTS |
| ANCHOR INSTALLATION | CONTINUOUS | INSPECT POST-INSTALLED MECHANICAL AND ADHESIVE ANCHORS PER THE REQUIREMENTS IN THEIR RESPECTIVE ICC-ES REPORTS |
| MIX DESIGN | PERIODIC | VERIFY USE OF APPROVED MIX DESIGN |
| SAMPLING AND TESTING | CONTINUOUS | PRIOR TO CONCRETE PLACEMENT, FABRICATE SPECIMENS FOR STRENGTH TESTING; PERFORM SLUMP AND AIR CONTENT TESTS, AND DETERMINE TEMPERATURE OF THE CONCRETE |
| CONCRETE PLACEMENT | PERIODIC | VERIFY MAINTENANCE OF CURING TEMPERATURE AND TECHNIQUES |
| CONCRETE PLACEMENT | PERIODIC | INSPECT FORMWORK FOR SHAPE, LOCATION, AND DIMENSIONS OF CONCRETE MEMBER BEING FORMED |
| CONCRETE PLACEMENT | CONTINUOUS | CONCRETE PLACEMENT |

**SPECIAL INSPECTIONS - MASONRY - LEVEL 2 INSPECTION (LEVEL B QUALITY ASSURANCE) FOR OCCUPANCY CATEGORY I, II, III STRUCTURES**

| ITEM | INSPECTION FREQUENCY | SCOPE |
|---|---|---|
| REINFORCEMENT | PERIODIC | LAPPING AND SPLICING OF REBAR; LOCATION, PLACEMENT, GRADE, SIZE, AND TYPE OF REINFORCEMENT AND CONNECTORS |
| INSTALLATION OF MASONRY, GROUT, AND MORTAR | PERIODIC | CONSTRUCTION OF MORTAR JOINTS; SIZE AND LOCATION OF STRUCTURAL ELEMENTS; PROTECTION OF MASONRY IN COLD WEATHER (BELOW 40˚F) OR HOT WEATHER (ABOVE 90˚F); CLEAN GROUT SPACE |
| INSTALLATION OF MASONRY, GROUT, AND MORTAR | CONTINUOUS | GROUT PLACEMENT IN CELLS WITH STEEL REINFORCEMENT |
| MIXING OF MORTAR AND GROUT | PERIODIC | PROPORTIONS OF SITE-PREPARED MORTAR AND GROUT |
| ANCHORS | PERIODIC | GROUT PLACEMENT IN CELLS WITH STEEL REINFORCEMENT OR PRESTRESSING BONDED TENDONS |
| ANCHORS | PERIODIC | INSPECT POST-INSTALLED MECHANICAL AND ADHESIVE ANCHORS PER THE REQUIREMENTS IN THEIR RESPECTIVE ICC-ES REPORTS |
| ANCHORS | PERIODIC | TYPE, SIZE, AND LOCATION OF ANCHORS, INCLUDING OTHER DETAILS OF ANCHORAGE OF MASONRY TO STRUCTURAL MEMBERS, FRAMES, OR OTHER CONSTRUCTION |
| EVALUATION OF STRENGTH | CONTINUOUS | PREPARATION OF GROUT SPECIMENS, MORTAR SPECIMENS, AND/ OR PRISMS; VERIFY f'm PRIOR TO CONSTRUCTION. A "SET" IS HEREBY DEFINED AS A MINIMUM OF 4 PRISM SPECIMENS. A MINIMUM OF 1 SET SHALL BE PREPARED AND TESTED FOR EACH DAY MASONRY IS INSTALLED. TEST 1 PRIS |
| MISCELLANEOUS | PERIODIC | COMPLIANCE WITH REQUIRED INSPECTION PROVISIONS OF THE CONSTRUCTION DOCUMENTS AND THE APPROVED SUBMITTALS SHALL BE VERIFIED |
| SAMPLE PANEL | PERIODIC | USING MATERIALS AND PROCEDURES ACCEPTED FOR THE WORK, CONSTRUCT MIN. 4'-0"x4'-0" SAMPLE PANEL |

**SPECIAL INSPECTIONS - SOILS AND FOUNDATIONS TABLE**

| ITEM | INSPECTION FREQUENCY | SCOPE |
|---|---|---|
| SOILS | PERIODIC | VERIFY MATERIALS BELOW SHALLOW FOUNDATIONS ARE ADEQUATE TO ACHIEVE THE DESIGN BEARING CAPACITY; VERIFY EXCAVATIONS ARE EXTENDED TO PROPER DEPTH AND HAVE REACHED PROPER MATERIAL; PERFORM CLASSIFICATION AND TESTING OF COMPACTED FILL MATERIALS; PRIOR TO PLACEMENT OF COMPACTED FILL, INSPECT SUBGRADE AND VERIFY THAT SITE HAS BEEN PREPARED PROPERLY |
| SOILS | CONTINUOUS | VERIFY USE OF PROPER MATERIALS, DENSITIES, LIFT THICKNESSES, AND COMPACTION OF FILL; VERIFY MATERIALS AND PROCEDURES COMPLY WITH THE GEOTECHNICAL REPORT / SOILS ENGINEER |


bond architects
222 SOUTH CENTRAL AVE.
SUITE# 501
ST. LOUIS, MO 63105
TEL: 314.863.4994
FAX: 314.863.4996
www.bondarchitectsinc.com
Bond Architects, Inc.
Missouri State Certificate of Authority # 2009027409

**Cole & Associates, Inc.**
Civil Engineer
Consultant Project #26-0064
Certificate of Authority #001165
401 S. 18th St., Suite 200
St. Louis, MO 63103
314.984.9887 tel

**CASE Engineering, Inc.**
Structural Engineer
Consultant Project BDA-MO-06-26
Certificate of Authority #001498
796 Merus Ct.
Fenton, MO 63026
636.349.1600 tel

**RTM Engineering Consultants**
MEP Engineer
Consultant Project #26.B00203.2171
Certificate of Authority #2002028690
3701 S. Lindbergh Blvd.
St. Louis, MO 63127
314.725.5889 tel


West High School
14653 Clayton Rd., Ballwin, MO 63011
Parkway PN #542501B
Building Renovation & Site Improvements

Parkway School District
363 N. Woods Mill Rd., Chesterfield, MO 63017
314.415.8231 tel

Project No: 26022

Revisions

| No. | Description | Date |
|---|---|---|
| | | |


This drawing and the details on it are the sole property of the architect and may be used for this specific project only. It shall not be loaned, copied or reproduced, in whole or in part, or for any other purpose or project without the written consent of the Architect.
Copyright © 2026 by Bond Architects, Inc.


STATE OF MISSOURI
ARDESHIR MANSOURI
NUMBER PE-2010016980
PROFESSIONAL ENGINEER
10/26/2026

The Professional Architects seal affixed to this sheet applies only to the material and items shown on this sheet. All drawings, instruments or other documents not exhibiting this seal shall not be considered prepared by this architect, and this architect expressly disclaims any and all responsibility for such plan, drawings or documents not exhibiting this seal.

DATE: 10/23/2026

BID/PERMIT SET

GENERAL NOTES

S1.2


CASE Engineering Inc.
796 Merus Court
St. Louis, MO 63026 | T 636.349.1600
CERTIFICATE OF AUTHORITY NO. 001498


DRAWN BY: JWS / CHECKED BY: DLP / AM

SCALE: 3" = 1'-0" 0 0.25 0.5 1
SCALE: 1 1/2" = 1'-0" 0 0.5 1 2
SCALE: 1" = 1'-0" 0 0.5 1 2
SCALE: 3/4" = 1'-0" 0 1 2 3
SCALE: 1/2" = 1'-0" 0 2 4
SCALE: 1/4" = 1'-0" 0 2 4 8
SCALE: 1/8" = 1'-0" 0 4 8 16
SCALE: 1 1/2" = 1'-0" 0 8 16 32

10/26/2026 10:12:48 AM

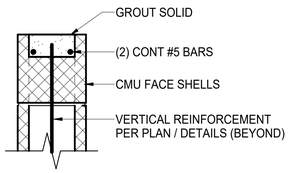


## A TYP 8" CMU BOND BEAM DETAIL
S1.3 N.T.S.

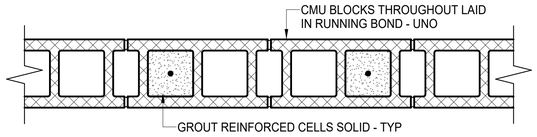


**TYPICAL CMU WALL COURSE BETWEEN BOND BEAM COURSES**

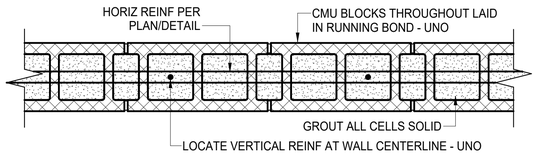


**TYPICAL CMU WALL BOND BEAM COURSE**

## C TYP CMU WALL COURSES DETAILS
S1.3 N.T.S.

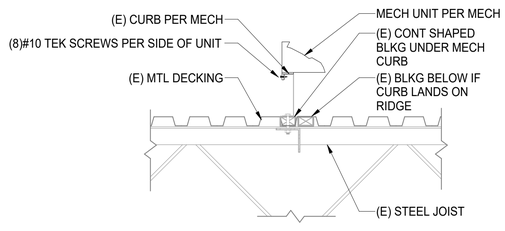


## E TYPICAL CURB ATTACHMENT DETAIL
S1.3 N.T.S.

**NOTES:**
1. NEW SLAB TO BE 4,000 PSI MIN.
2. MATCH EXISTING SLAB DEPTH.
3. COORD w/ARCH & PLUMBING DRAWINGS.

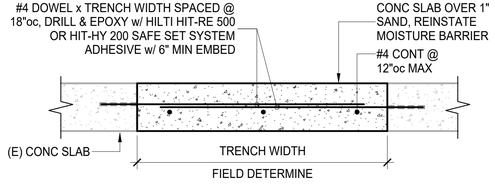


## G TYP SLAB REPAIR DETAIL
S1.3 N.T.S.

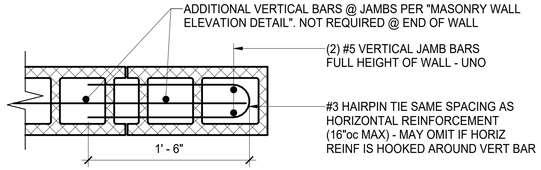


**PLAN SECTION AT 8" AND 10" CMU**

## B TYP CMU JAMB DETAILS
S1.3 N.T.S.

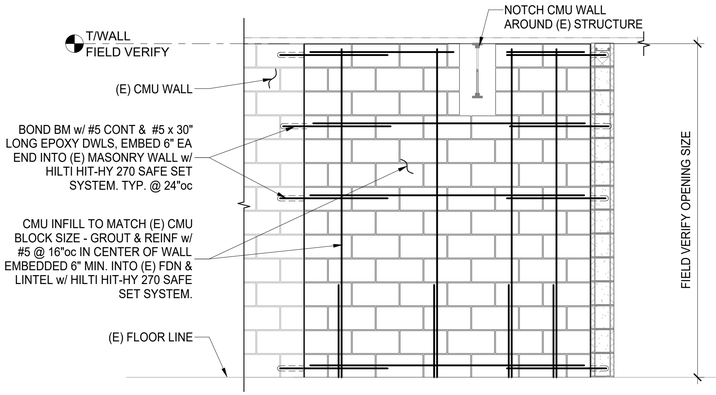


## D TYPICAL CMU WALL INFILL @ (E) OPENING
S1.3 N.T.S.

| STEEL LINTEL SCHEDULE | | | | |
|---|---|---|---|---|
| FOR LINTELS NOT SHOWN IN THE DOOR OR WINDOW SCHEDULE OR ON THE ARCHITECT'S DRAWINGS, USE THE ANGLE SIZE SHOWN IN THE TABLE BELOW. | | | | |
| OPENING SIZE | BRICK VENEER | 8" MASONRY WALL | 10" MASONRY WALL | 12" MASONRY WALL |
| | ANGLE SIZE | ANGLE SIZE | ANGLE SIZE | ANGLE SIZE |
| UP TO 1'-0" | N/A | N/A | N/A | N/A |
| 1'-1" TO 3'-4" | L4x4x1/4 | L3 1/2x3 1/2x1/4 | L4x3 1/2x1/4 LLH | L5x3 1/2x1/4 LLH |
| 3'-5" TO 4'-8" | L4x4x1/4 | L4x3 1/2x1/4 LLV | L4x4x1/4 | L5x3 1/2x1/4 LLH |
| 4'-9" TO 6'-8" | L4x4x1/4 | L6x3 1/2x5/16 LLV | L6x4x5/16 | L5x5x5/16 |
| 6'-9" TO 10'-0" | L6x4x3/8 LLV | MASONRY LINTEL | MASONRY LINTEL | MASONRY LINTEL |
| 10'-1" TO 12'-0" | L7x4x3/8 LLV | MASONRY LINTEL | MASONRY LINTEL | MASONRY LINTEL |

NOTES
1. ALL ANGLES MUST HAVE 8" OF BEARING AT EACH END. DRILL ONE CMU ANGLE TO ALLOW JAMB BARS TO CONTINUE UNINTERRUPTED.
2. **THIS SCHEDULE DOES NOT INCLUDE EFFECT OF FLOOR OR ROOF FRAMING LOADS.**
3. ALL ANGLES TO BE GALVANIZED.
4. WELD ANGLES TOGETHER, BACK-TO-BACK, w/ 3/16" WELDS , 2" EVERY 12", TOP & BOTTOM.
5. INSTALL (2) #5 REINFORCING BARS IN BOTTOM COURSE OF MASONRY AND EXTEND 24" EACH SIDE OF OPENING (MIN)

**KEY**

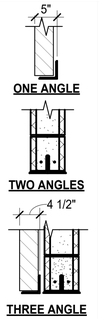


SCALE: 3" = 1'-0" (0, 0.25', 0.5', 1')
SCALE: 1 1/2" = 1'-0" (0, 0.5', 1', 2')
SCALE: 1" = 1'-0" (0, 0.5', 1', 2')
SCALE: 3/4" = 1'-0" (0, 1', 2', 3')
SCALE: 1/2" = 1'-0" (0, 1', 2', 4')
SCALE: 1/4" = 1'-0" (0, 2', 4', 8')
SCALE: 1/8" = 1'-0" (0, 4', 8', 16')
SCALE: 1 1/16" = 1'-0" (0, 8', 16', 32')

10/26/2026 10:12:49 AM


bond architects
222 SOUTH CENTRAL AVE.
SUITE# 501
ST. LOUIS, MO 63105
TEL: 314.863.4994
FAX: 314.863.4996
www.bondarchitectsinc.com
Bond Architects, Inc.
Missouri State Certificate of Authority # 2009027409

**Cole & Associates, Inc.**
Civil Engineer
Consultant Project #26-0064
Certificate of Authority #001165
401 S. 18th St., Suite 200
St. Louis, MO 63103
314.984.9887 tel

**CASE Engineering, Inc.**
Structural Engineer
Consultant Project BDA-MO-06-26
Certificate of Authority #001498
796 Merus Ct.
Fenton, MO 63026
636.349.1600 tel

**RTM Engineering Consultants**
MEP Engineer
Consultant Project #26.B00203.2171
Certificate of Authority #2002028690
3701 S. Lindbergh Blvd.
St. Louis, MO 63127
314.725.5889 tel


West High School
14653 Clayton Rd., Ballwin, MO 63011
Parkway PN #542501B
Building Renovation & Site Improvements

Parkway School District
363 N. Woods Mill Rd., Chesterfield, MO 63017
314.415.8231 tel

Project No: 26022

Revisions

| No. | Description | Date |
|---|---|---|
| | | |


This drawing and the details on it are the sole property of the architect and may be used for this specific project only. It shall not be loaned, copied or reproduced, in whole or in part, or for any other purpose or project without the written consent of the Architect.
Copyright © 2026 by Bond Architects, Inc.


STATE OF MISSOURI
ARDESHIR MANSOURI
NUMBER PE-2010016980
PROFESSIONAL ENGINEER
10/26/2026

The Professional Architects seal affixed to this sheet applies only to the material and items shown on this sheet. All drawings, instruments or other documents not exhibiting this seal shall not be considered prepared by this architect, and this architect expressly disclaims any and all responsibility for such plan, drawings or documents not exhibiting this seal.

DATE: 10/23/2026

BID/PERMIT SET

TYPICAL DETAILS

S1.3


CASE Engineering Inc.
796 Merus Court
St. Louis, MO 63026 | T 636.349.1600
CERTIFICATE OF AUTHORITY NO. 001498


DRAWN BY: JWS / CHECKED BY: DLP / AM

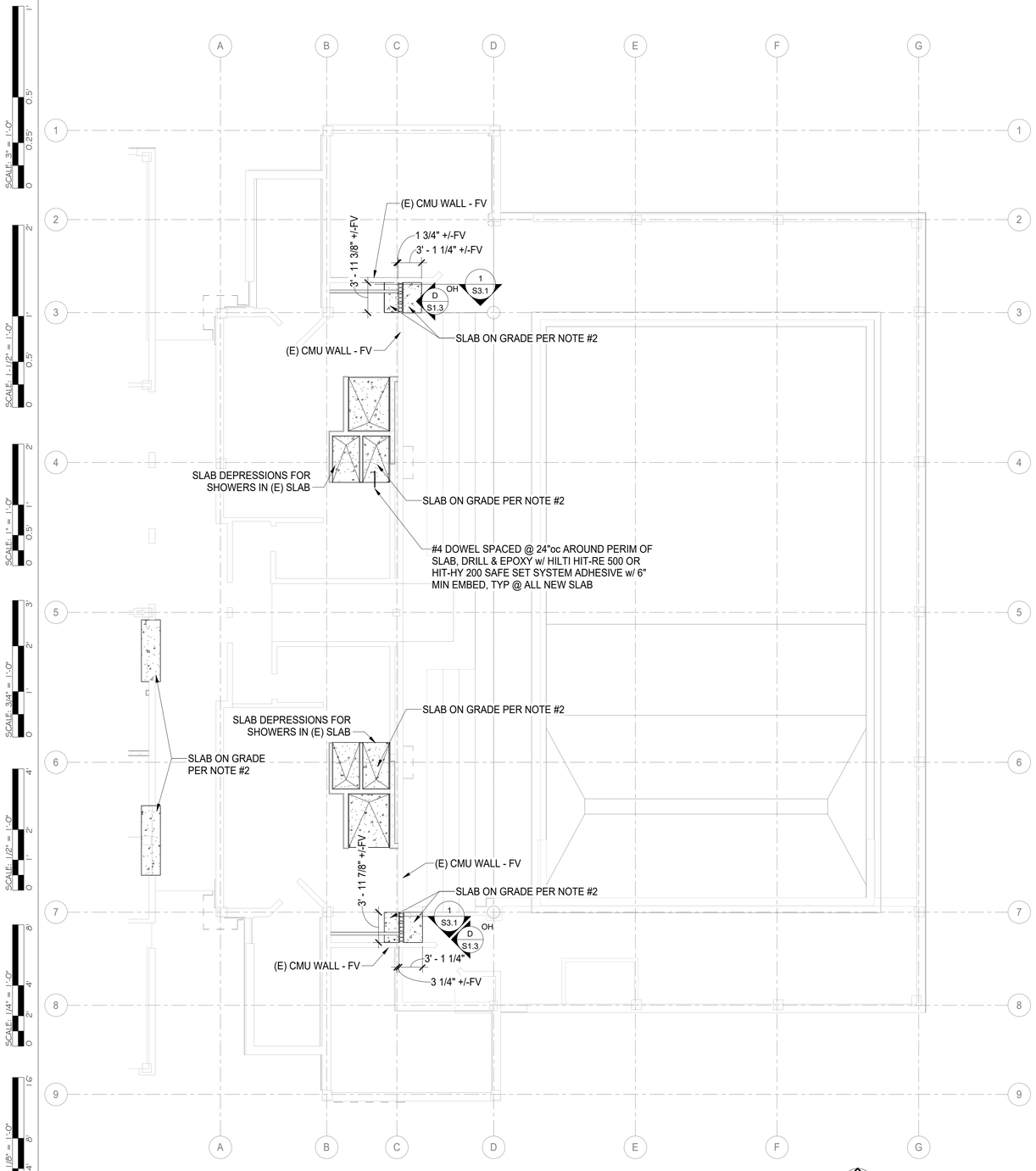


## STRUCTURAL WALL INFILL & SLAB PLAN

SCALE: 1/8" = 1'-0"

**PLAN NOTES**

1. **SEE SHEETS S1.1 - S1.3 FOR GENERAL NOTES AND TYPICAL DETAILS.**
2. **4" CONCRETE SLAB REINFORCED WITH ONE LAYER OF 6x6 - W1.4xW1.4 WWR ON 15 MIL. POLY VAPOR BARRIER OVER 4" MINIMUM COMPACTED FREE-DRAINING GRANULAR MATERIAL. REINFORCEMENT TO BE LOCATED IN THE MIDDLE OF THE SLAB.**
3. **SEE ARCHITECTURAL DRAWINGS FOR STAIRS, DIMENSIONS, SECTIONS, AND ELEVATIONS NOT SHOWN HEREON.**
4. **COORDINATE SIZE AND LOCATION OF ROUGH OPENINGS IN FLOOR OR WALLS WITH ARCHITECTURAL DRAWINGS.**
5. **ALL ELEVATIONS ARE REFERENCED FROM FINISHED MAIN FLOOR = 100'-0"**

SCALE: 1" = 1'-0" | SCALE: 1/2" = 1'-0" | SCALE: 3/4" = 1'-0" | SCALE: 1/2" = 1'-0" | SCALE: 1/4" = 1'-0" | SCALE: 1/8" = 1'-0" | SCALE: 1/16" = 1'-0"

10/26/2026 10:12:50 AM


bond architects
222 SOUTH CENTRAL AVE.
SUITE# 501
ST. LOUIS, MO 63105
TEL: 314.863.4994
FAX: 314.863.4996
www.bondarchitectsinc.com
Bond Architects, Inc.
Missouri State Certificate of Authority # 2009027409

**Cole & Associates, Inc.**
Civil Engineer
Consultant Project #26-0064
Certificate of Authority #001165
401 S. 18th St., Suite 200
St. Louis, MO 63103
314.984.9887 tel

**CASE Engineering, Inc.**
Structural Engineer
Consultant Project BDA-MO-06-26
Certificate of Authority #001498
796 Merus Ct.
Fenton, MO 63026
636.349.1600 tel

**RTM Engineering Consultants**
MEP Engineer
Consultant Project #26.B00203.2171
Certificate of Authority #2002028690
3701 S. Lindbergh Blvd.
St. Louis, MO 63127
314.725.5889 tel


West High School
14653 Clayton Rd., Ballwin, MO 63011
Parkway PN #542501B
Building Renovation & Site Improvements

Parkway School District
363 N. Woods Mill Rd., Chesterfield, MO 63017
314.415.8231 tel

Project No: 26022

Revisions

| No. | Description | Date |
|---|---|---|
| | | |


This drawing and the details on it are the sole property of the architect and may be used for this specific project only. It shall not be loaned, copied or reproduced, in whole or in part, or for any other purpose or project without the written consent of the Architect. Copyright © 2026 by Bond Architects, Inc.


STATE OF MISSOURI
ARDESHIR MANSOURI
NUMBER PE-2010016980
PROFESSIONAL ENGINEER
10/26/2026

The Professional Architects seal affixed to this sheet applies only to the material and items shown on this sheet. All drawings, instruments or other documents not exhibiting this seal shall not be considered prepared by this architect, and this architect expressly disclaims any and all responsibility for such plan, drawings or documents not exhibiting this seal.

DATE: 10/23/2026

BID/PERMIT SET

STRUCTURAL PLANS

S2.1


CASE Engineering Inc.
796 Merus Court
St. Louis, MO 63026 | T 636.349.1600
CERTIFICATE OF AUTHORITY NO. 001498


DRAWN BY: JWS / CHECKED BY: DLP / AM

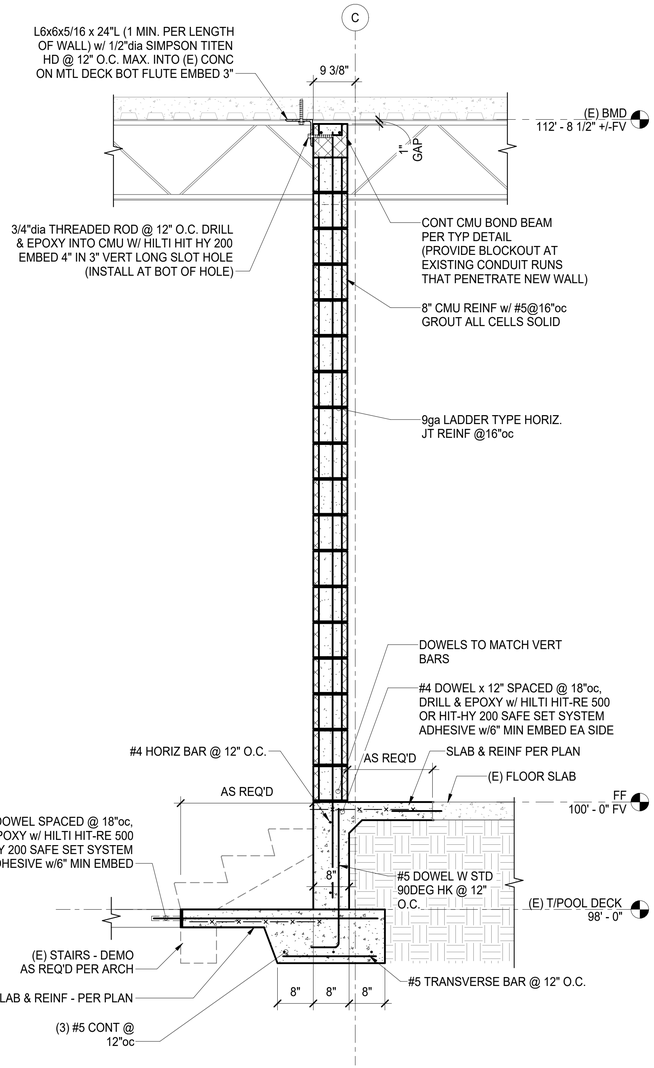


**1 S3.1 SECTION**
**3/4" = 1'-0"**

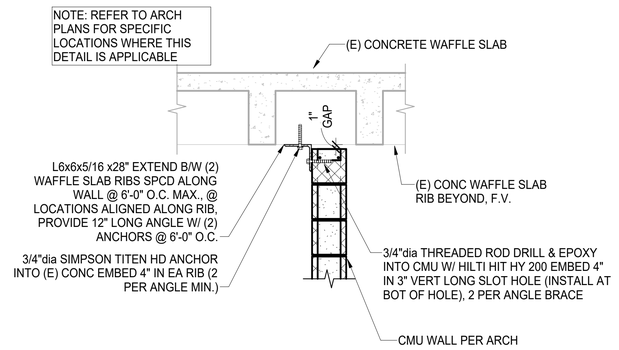


**2 S3.1 TYPICAL CMU WALL BRACE @ EXISTING WAFFLE SLAB DETAIL**
**N.T.S.**

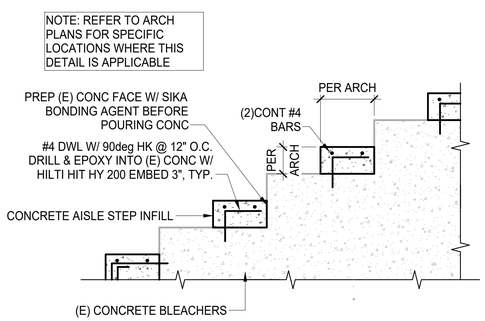


**3 S3.1 INTERMEDIATE AISLE STEP DETAIL**
**N.T.S.**

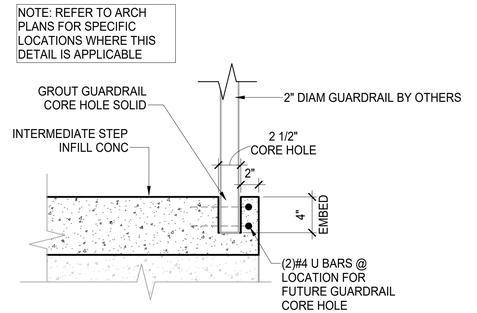


**@ GUARDRAILS EMBEDDED IN NEW STEP INFILL LOCATIONS**

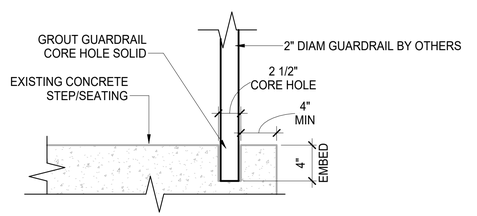


**@ GUARDRAILS EMBEDDED IN (E) CONC LOCATIONS**

**4 S3.1 GUARDRAIL CORE DRILL DETAIL**
**N.T.S.**


bond architects
222 SOUTH CENTRAL AVE.
SUITE# 501
ST. LOUIS, MO 63105
TEL: 314.863.4994
FAX: 314.863.4996
www.bondarchitectsinc.com
Bond Architects, Inc.
Missouri State Certificate of Authority # 2009027409

**Cole & Associates, Inc.**
Civil Engineer
Consultant Project #26-0064
Certificate of Authority #001165
401 S. 18th St., Suite 200
St. Louis, MO 63103
314.984.9887 tel

**CASE Engineering, Inc.**
Structural Engineer
Consultant Project BDA-MO-06-26
Certificate of Authority #001498
796 Merus Ct.
Fenton, MO 63026
636.349.1600 tel

**RTM Engineering Consultants**
MEP Engineer
Consultant Project #26.B00203.2171
Certificate of Authority #2002028690
3701 S. Lindbergh Blvd.
St. Louis, MO 63127
314.725.5889 tel


West High School
14653 Clayton Rd., Ballwin, MO 63011
Parkway PN #542501B
Building Renovation & Site Improvements

Parkway School District
363 N. Woods Mill Rd., Chesterfield, MO 63017
314.415.8231 tel

Project No: 26022

Revisions

| No. | Description | Date |
|---|---|---|
| | | |

This drawing and the details on it are the sole property of the architect and may be used for this specific project only. It shall not be loaned, copied or reproduced, in whole or in part, or for any other purpose or project without the written consent of the Architect. Copyright © 2026 by Bond Architects, Inc.

STATE OF MISSOURI
ARDESHIR MANSOURI
NUMBER PE-2010016980
PROFESSIONAL ENGINEER
10/26/2026

The Professional Architects seal affixed to this sheet applies only to the material and items shown on this sheet. All drawings, instruments or other documents not exhibiting this seal shall not be considered prepared by this architect, and this architect expressly disclaims any and all responsibility for such plan, drawings or documents not exhibiting this seal.

DATE: 10/23/2026

BID/PERMIT SET

STRUCTURAL SECTIONS

S3.1


CASE Engineering Inc.
796 Merus Court
St. Louis, MO 63026 | T 636.349.1600
CERTIFICATE OF AUTHORITY NO. 001498


DRAWN BY: JWS / CHECKED BY: DLP / AM

10/26/2026 10:12:51 AM

# ELECTRICAL COMPONENTS EARTHQUAKE LOAD RESISTANCE

OCCUPANCY CATEGORY: III — SEISMIC DESIGN CATEGORY: D

| LISTING OF EQUIPMENT AND SYSTEM COMPONENTS<br><br>IP=1.0 | ANCHORAGE TO FLOORS, ROOFS, ETC. | | SWAY BRACING | | LOCATION OF PROFESSIONALLY SEALED ANCHORAGE AND SWAY BRACING DETAILS. | | | | COMMENTS |
|---|---|---|---|---|---|---|---|---|---|
| | NOT PROVIDED | PROVIDED | NOT PROVIDED | PROVIDED | ON CONST. DOCUMENTS | | SUBSEQUENT SUBMITTAL | | |
| | | | | | DWG. NO. | SPEC SECT. | SHOP DWGS | SEP. PERMIT | |
| EMERGENCY OR STANDBY EQUIP. AND SYSTEM COMPONENTS:<br><br>N/A | | | | | | | | | THE EMERGENCY GENERATOR AND DISTRIBUTION EQUIPMENT ARE EXISTING. |
| OTHER EQUIPMENT AND SYSTEM COMPONENTS NEEDED FOR CONTINUED OPERATION OF SEISMIC GROUP III FACILITIES OR WHOSE FAILURE COULD IMPAIR THEIR CONTINUED OPERATION:<br><br>N/A | | | | | | | | | |
| OTHER GENERAL EQUIPMENT AND SYSTEM COMPONENTS:<br><br>DISTRIBUTION PANELS<br>LIGHTING FIXTURES | | X<br>X | | | | | X<br>X | X<br>X | |

NOTES:

1. TABLE 4.4, GENERAL EXEMPTION - SEISMIC BRACING NOT REQUIRED FOR ALL MEP COMPONENTS IN SEISMIC DESIGN CATEGORY A OR B.

2. TABLE 4.4, GENERAL EXEMPTION - SEISMIC BRACING NOT REQUIRED FOR ALL MEP COMPONENTS IN SEISMIC DESIGN CATEGORY C AND THE COMPONENT IMPORTANCE FACTOR = 1.0.

3. TABLE 4.4, GENERAL EXEMPTION - SEISMIC BRACING NOT REQUIRED FOR ALL MEP COMPONENTS IN SEISMIC DESIGN CATEGORY D, E OR F, AND THE COMPONENT IMPORTANCE FACTOR = 1.0, AND COMPONENTS HAVE APPROVED FLEXIBLE CONNECTIONS NO LESS THAN 3 FEET IN LENGTH TO THE ASSOCIATED DUCTWORK, PIPING AND CONDUIT, AND THE COMPONENTS ARE EITHER:
   A. MOUNTED 4 FEET OR LESS ABOVE THE FLOOR LEVEL AND WEIGH 400 POUNDS OR LESS.
   B. WEIGH 20 POUNDS OR LESS, OR FOR DISTRIBUTION SYSTEMS WEIGHING 5 LB/FT OR LESS.

4. TABLE 4.4 LIGHT FIXTURE, SIGN, CEILING FAN EXEMPTIONS - NOT CONNECTED TO DUCTS OR PIPING, SUPPORTED BY CHAINS OR OTHERWISE SUSPENDED FROM THE STRUCTURE, PROVIDED ALL THE FOLLOWING CRITERIA ARE MET:
   A. THE EDSIGN LOAD FOR SUCH ITEMS SHALL BE EQUAL TO 1.4 TIMES THE OPERATING WEIGHT ACTING DOWN WITH A SIMULTANEOUS HORIZONTAL LOAD EQUAL TO 1.4 TIMES THE OPERATING WEIGHT. THE HORIZONTAL LOAD SHALL BE APPLIED IN THE DIRECTION THAT RESULTS IN THE MOST CRITICAL LOADING FOR DESIGN.
   B. SEISMIC INTERACTION EFFECTS SHALL BE CONSIDERED PER SECTION 13.2.3 OF ASCE 7-10.
   C. THE CONNECTION TO THE STRUCTURE SHALL ALLOW A 360 DEGREE RANGE OF MOTION IN THE HORIZONTAL PLANE.

5. FLEXIBLE CONNECTION REQUIRED BETWEEN EQUIPMENT AND COMPONENTS IF INSTALLATION OTHER THAN MOUNTED TO WALLS AND FLOORS.

1. IT IS THE BASIC INTENT OF THIS CODE BLOCK TO DECLARE WHETHER OR NOT ANCHORAGE AND SWAY BRACING IS BEING PROVIDED ON THE PROJECT. IF SO, TO DECLARE WHETHER OR NOT THE DETAILS ARE SHOWN ON THE PLANS OR WILL BE SHOWN ON A SUBSEQUENT SUBMISSION. IF SEISMIC RESTRAINT OF A COMPONENT IS NOT REQUIRED BY CODE THIS SHOULD BE STATED IN COMMENTS. IF SEISMIC RESTRAINT, WHICH IS NOT REQUIRED BY CODE, IS BEING PROVIDED DUE TO OWNER/DESIGNER REQUIREMENTS, THIS SHOULD ALSO BE STATED IN THE COMMENTS.
2. SHOP DRAWINGS NEED TO BE SUBMITTED TO THE COUNTY A MINIMUM OF TWO WEEKS PRIOR TO THE PLANNED INSTALLATION TO ALLOW FOR PLAN REVIEW AND DISTRIBUTION TO THE INSPECTOR. ADDITIONAL TIME MAY BE NEEDED IF SUCH SUBMISSIONS ARE DEFICIENT.


bond architects
222 SOUTH CENTRAL AVE.
SUITE# 501
ST. LOUIS, MO 63105
TEL: 314.863.4994
FAX: 314.863.4996
www.bondarchitectsinc.com
Bond Architects, Inc.
Missouri State Certificate of Authority # 2009027409

**Cole & Associates, Inc.**
Civil Engineer
Consultant Project #26-0064
Certificate of Authority #001165
401 S. 18th St., Suite 200
St. Louis, MO 63103
314.984.9887 tel

**CASE Engineering, Inc.**
Structural Engineer
Consultant Project BDA-MO-06-26
Certificate of Authority #001498
796 Merus Ct.
Fenton, MO 63026
636.349.1600 tel

**RTM Engineering Consultants**
MEP Engineer
Consultant Project #26.B00203.2171
Certificate of Authority #2002028690
3701 S. Lindbergh Blvd.
St. Louis, MO 63127
314.725.5889 tel


West High School
14653 Clayton Rd., Ballwin, MO 63011
Parkway PN #542501B
Building Renovation & Site Improvements

Parkway School District
363 N Woods Mill Rd., Chesterfield, MO 63017
314.415.8231 tel

Project No: 26022

Revisions

| No. | Description | Date |
|---|---|---|
| | | |
| | | |
| | | |
| | | |
| | | |
| | | |


This drawing and the details on it are the sole property of the architect and may be used for this specific project only. It shall not be loaned, copied or reproduced, in whole or in part, or for any other purpose or project without the written consent of the Architect.
Copyright © 2026 by Bond Architects, Inc.


STATE OF MISSOURI
MICHAEL D. MITCHELL
NUMBER PE-2010019577
PROFESSIONAL ENGINEER
10/23/2026
MICHAEL D. MITCHELL
MO License #2010019577 Exp. 12/31/2026
Certificate of Authority 2014035826

The Professional Architects seal affixed to this sheet applies only to the material and items shown on this sheet. All drawings, instruments or other documents not exhibiting this seal shall not be considered prepared by this architect, and this architect expressly disclaims any and all responsibility for such plan, drawings or documents not exhibiting this seal.

DATE: 10/23/2026

BID / PERMIT SET

ELECTRICAL SEISMIC CODE BLOCK

E0.0

10/23/2026 10:49:14 AM

# ELECTRICAL LEGEND AND ABBREVIATIONS (SEE SPECIFICATIONS & SCHEDULES)

NOTES:
1. NOT ALL SYMBOLS AND ABBREVIATIONS ARE USED ON THESE PLANS.
2. ALL MOUNTING HEIGHTS ARE TO CENTERLINE OF DEVICES AND EQUIPMENT UNLESS NOTED OTHERWISE.
3. IN GENERAL, SYMBOLS SHOWN WITH LIGHT LINES DENOTE EXISTING WORK. SYMBOLS SHOWN WITH HEAVY LINES DENOTE PROPOSED WORK.

## JUNCTION AND PULL BOXES

- J — JUNCTION BOX (4"x4"x1/2" MINIMUM)
- P — PULL BOX

## WIRING PLANS

- CONDUIT RUN CONCEALED IN CEILING OR WALL CONSTRUCTION
- CONDUIT RUN IN FLOOR CONSTRUCTION OR UNDERGROUND
- CONDUIT RUN EXPOSED
- CONDUIT TURNING UP
- CONDUIT TURNING DOWN
- CONDUIT CAPPED FOR FUTURE.
- HOMERUN TO PANEL OR DESTINATION NOTED
- HACHURES INDICATE NUMBER OF CONDUCTORS IN CONDUIT NOTE:
  - LONG HACHURE - NEUTRAL CONDUCTOR SHORT HACHURE - HOT OR SWITCHED CONDUCTORS
  - LONG HACHURE WITH DOT - GROUND CONDUCTOR
  - LONG HACHURE WITH DOT & RETURN LINE - ISOLATED GROUND CONDUCTOR.
  - WHEN HACHURES ARE NOT SHOWN AND WIRING IS FOR POWER OR LIGHTING CIRCUITS, PROVIDE HOT, NEUTRAL, AND GROUND. WHEN FOR MULTIPLE CIRCUITS, PROVIDE NO. OF PHASE CONDUCTORS, NEUTRAL CONDUCTORS AND A GROUND CONDUCTOR. HACHURES ARE SHOWN AS A GUIDE AND MAY NOT BE EXACT COUNTS IN ALL CASES. PROVIDE WIRING REQUIRED BY THE CIRCUITING AND SWITCHING REQUIREMENTS FOR THE PARTICULAR CIRCUITS INVOLVED.

## ONE-LINE DIAGRAM SYMBOLS

- FUSIBLE SWITCH (SIZE/FUSE)
- XX/XX — DRAWOUT CIRCUIT BREAKER
- XX/XX — CIRCUIT BREAKER (FRAME/TRIP)

(3 POLE UNITS U.O.N.)

- MOTOR STARTER
- CONTACTOR

(3 POLE UNITS U.O.N.)

- GENERATOR
- 1 — FEEDER NUMBER
- CURRENT TRANSFORMER
- VOLTAGE TRANSFORMER
- POWER TRANSFORMER
- G — GROUND BUS
- N — NEUTRAL BUS
- GROUND
- K — KEY-INTERLOCK
- CAPACITOR
- M — MOTOR OPERATED MEDIUM VOLTAGE LOAD INTERRUPTER SWITCH
- GAP TYPE SURGE ARRESTOR
- TVSS — TRANSIENT VOLTAGE SURGE SUPPRESSOR
- M — ELECTRICAL SERVICE METER

## LIGHTING FIXTURES

- A-1-a — LIGHTING FIXTURE
  - A - DESIGNATES FIXTURE TYPE
  - 1 - DESIGNATES CIRCUIT NUMBER (EC) - DESIGNATES EXISTING CIRCUIT
  - a - DESIGNATES CONTROLLING SWITCH) (E) - DESIGNATES EXISTING SWITCH
- LIGHTING FIXTURE WITH EMERGENCY BATTERY - PROVIDE REMOTE TEST SWITCH
- WALL MOUNTED LIGHTING FIXTURE - HEIGHT PER ARCHITECTURAL ELEVATIONS
- RECESSED OR SURFACE LIGHTING FIXTURE (EMERGENCY IF SHADED AS ABOVE)
- WALL MOUNTED LIGHTING FIXTURE (EMERGENCY IF SHADED AS ABOVE)
- STRIP FIXTURE (EMERGENCY IF SHADED AS ABOVE)
- BATTERY OPERATED EMERGENCY LIGHTING UNIT
- EXTERIOR LIGHTING FIXTURE - POLE MOUNTED TYPES AND DETAILS AS NOTED

CLG WALL

- EXIT SIGN DOUBLE-SIDED FIXTURE DIRECTIONAL ARROWS AS INDICATED
- EXIT SIGN SINGLE-SIDED FIXTURE DIRECTIONAL ARROWS AS INDICATED

(SHADING INDICATES FACE(S))

## SWITCHES - LIGHTING CONTROL

TYPICAL MOUNTING HEIGHT - 48" AFF

- 2 3 4 $ $ $ — SWITCHES - SINGLE POLE, 2 POLE, 3-WAY, 4-WAY
- $Da — DIMMER SWITCH

## OCCUPANCY SENSORS AND TIMERS

(SEE SPECIFICATION FOR ADDITIONAL INFORMATION)

- $ OS — WALL MOUNT OCCUPANCY SWITCH
- $ Pa — PASSIVE INFRARED TYPE WALL SWITCH OCCUPANCY DETECTOR
- $ PUa — DUAL TECHNOLOGY TYPE WALL SWITCH OCCUPANCY DETECTOR
- P — PASSIVE INFRARED TYPE CEILING OCCUPANCY DETECTORT
- PU — DUAL TECHNOLOGY TYPE CEILING OCCUPANCY DETECTOR

## DRAWING REFERENCES

- DETAIL NUMBER
- PLAN DETAIL REFERENCE TITLE
- DRAWING NUMBER
- KEYED NOTE DESIGNATION
- SECTION NUMBER
- SECTION REFERENCE TITLE
- DRAWING NUMBER
- ELEVATION NUMBER (TYPICAL OF 4)
- ELEVATION REFERENCE TITLE
- DRAWING NUMBER

## POWER EQUIPMENT

- MOTOR - SEE EQUIPMENT DATA SCHEDULE FOR HORSEPOWER
- STARTERS (MANUAL, MAGNETIC & COMB. MAGNETIC WITH DISC.)
- 1LP1 — PANELBOARD
- TRANSFORMER
- F N — DISCONNECT SWITCH. FUSED OR UNFUSED AS NOTED
- M — ELECTRICAL SERVICE METER

## WIRING DEVICES, RECEPTACLES - MISC.

TYPICAL MOUNTING HEIGHT - 18" AFF

- SINGLE RECEPTACLE OUTLET
- DUPLEX RECEPTACLE OUTLET
- DUPLEX RECEPTACLE OUTLET - GROUND FAULT TYPE
- USB — COMBINATION DUPLEX RECEPTACLE AND USB OUTLET
- IG — DUPLEX RECEPTACLE OUTLET WITH ISOLATED GROUND
- DOUBLE DUPLEX RECEPTACLE OUTLET
- DOUBLE DUPLEX RECEPTACLE OUTLET - GROUND FAULT TYPE
- OC — DUPLEX RECEPTACLE OUTLET MOUNTED +8" ABOVE COUNTER
- OC — DUPLEX RECEPTACLE OUTLET MOUNTED +8" ABOVE COUNTER - GROUND FAULT TYPE
- FLOOR BOX - SYMBOL DESIGNATES TYPE OF SERVICE
- SPECIAL PURPOSE OUTLET AS NOTED

## ABBREVIATIONS

| | | |
|---|---|---|
| A.C.S. | - | ACCESS CONTROL SYSTEM |
| A.F.F. | - | ABOVE FINISHED FLOOR |
| ATS | - | AUTOMATIC TRANSFER SWITCH |
| B.C. | - | BELOW CEILING |
| C | - | CONDUIT |
| CAM | - | CAMERA |
| CB | - | CIRCUIT BREAKER |
| CC | - | CONTROL CONTACTOR |
| CCTV | - | CLOSED CIRCUIT TELEVISION |
| CCW | - | COUNTER CLOCKWISE |
| CW | - | CLOCKWISE |
| DCU | - | DISTRIBUTED CONTROLLER UNIT |
| DN | - | DOWN |
| DP | - | DISTRIBUTION PANEL |
| DT | - | DUSTTIGHT |
| DWG | - | DRAWING |
| E.C. | - | ELECTRICAL CONTRACTOR |
| ELEC | - | ELECTRIC OR ELECTRICAL |
| EMT | - | ELECTRICAL METALLIC TUBING |
| ER | - | EXISTING RELOCATED |
| ETR | - | EXISTING TO REMAIN |
| EWC | - | ELECTRIC WATER COOLER |
| FA | - | FIRE ALARM |
| FM | - | F/O MODEM |
| F/O | - | FIBER OPTIC |
| FS | - | FUSIBLE SWITCH |
| G.C. | - | GENERAL CONTRACTOR |
| GF | - | GROUND FAULT |
| GFCI | - | GROUND FAULT CIRCUIT INTERRUPTER |
| GRD | - | GROUND |
| GRS | - | GALVANIZED RIGID STEEL |
| HH | - | HANDHOLE |
| ILSM | - | INTERIM LIFE SAFETY MEASURES |
| IMC | - | INTERMEDIATE METAL CONDUIT |
| I/O | - | INPUT/OUTPUT |
| LAN | - | LOCAL AREA NETWORK |
| LP | - | LIGHTING PANEL |
| MATV | - | MASTER ANTENNA TELEVISION |
| MC | - | METAL CLAD |
| MCC | - | MOTOR CONTROL CENTER |
| MCP | - | MOTOR CONTROL PANEL |
| MH | - | MANHOLE |
| MT | - | EMPTY CONDUIT |
| NC | - | NURSE CALL |
| NL | - | NIGHT LIGHT |
| PA | - | PUBLIC ADDRESS |
| PI | - | PORTABLE INTERFACE |
| P.I.R. | - | PASSIVE INFRA RED |
| PP | - | POWER PANEL |
| PR. | - | PAIR |
| PVC | - | POLYVINYL CHLORIDE CONDUIT |
| R | - | RECESSED |
| RF | - | RADIO FREQUENCY |
| RGS | - | RIGID GALVANISED STEEL |
| RT | - | RAINTIGHT |
| SHLD | - | SHIELDED (AS IN CABLE) |
| SWBD | - | SWITCHBOARD |
| T | - | TELEPHONE |
| TYP. | - | TYPICAL |
| UNG | - | UNGROUNDED |
| UPS | - | UNINTERUPTIBLE POWER SUPPLY |
| U.O.N. | - | UNLESS OTHERWISE NOTED |
| VFD | - | VARIABLE FREQUENCY DRIVE |
| VT | - | VAPORTIGHT |
| WT | - | WATERTIGHT |
| XP | - | EXPLOSION PROOF |
| WP | - | WEATHER-PROOF |

## ELECTRICAL SHEET INDEX:


| SHEET NO. | SHEET NAME |
|---|---|
| E0.0 | ELECTRICAL SEISMIC CODE BLOCK |
| E0.1 | ELECTRICAL LEGEND AND NOTES |
| E0.2 | ELECTRICAL LEGEND AND NOTES |
| ED2.0 | LOWER LEVEL DEMO PLAN OVERALL |
| ED2.1 | FIRST FLOOR DEMO PLAN OVERALL |
| ED2.1A | FIRST FLOOR DEMO PLAN - AREA A |
| ED2.1B | FIRST FLOOR DEMO PLAN - AREA B |
| ED2.2 | SECOND FLOOR DEMO PLAN OVERALL |
| ED2.2D | SECOND FLOOR DEMO PLAN - AREA D |
| ED2.3 | ROOF DEMO PLAN |
| ED4.1 | ENLARGED DEMO PLANS - ELECTRICAL |
| E2.0 | LOWER LEVEL FLOOR PLAN OVERALL |
| E2.1 | FIRST FLOOR PLAN OVERALL |
| E2.1A | FIRST FLOOR PLAN - AREA A |
| E2.1B | FIRST FLOOR PLAN - AREA B |
| E2.2 | SECOND FLOOR PLAN OVERALL |
| E2.2D | SECOND FLOOR PLAN - AREA D |
| E2.3 | ROOF PLAN |
| E3.1A | FIRST FLOOR RCP - AREA A |
| E3.1B | FIRST FLOOR RCP - AREA B |
| E4.1 | ENLARGED PLANS - ELECTRICAL |
| E6.0 | ELECTRICAL - SCHEDULES |
| E6.1 | ELECTRICAL - SCHEDULES |
| E6.2 | ELECTRICAL - SCHEDULES |
| E7.0 | ELECTRICAL - DETAILS |



bond architects
222 SOUTH CENTRAL AVE.
SUITE# 501
ST. LOUIS, MO 63105
TEL: 314.863.4994
FAX: 314.863.4996
www.bondarchitectsinc.com
Bond Architects, Inc.
Missouri State Certificate of Authority # 2009027409

**Cole & Associates, Inc.**
Civil Engineer
Consultant Project #26-0064
Certificate of Authority #001165
401 S. 18th St., Suite 200
St. Louis, MO 63103
314.984.9887 tel

**CASE Engineering, Inc.**
Structural Engineer
Consultant Project BDA-MO-06-26
Certificate of Authority #001498
796 Merus Ct.
Fenton, MO 63026
636.349.1600 tel

**RTM Engineering Consultants**
MEP Engineer
Consultant Project #26.B00203.2171
Certificate of Authority #2002028690
3701 S. Lindbergh Blvd.
St. Louis, MO 63127
314.725.5889 tel


West High School
14653 Clayton Rd., Ballwin, MO 63011
Parkway PN #542501B
Building Renovation & Site Improvements

Parkway School District
363 N. Woods Mill Rd., Chesterfield, MO 63017
314.415.6231 tel

Project No: 26022

Revisions

| No. | Description | Date |
|---|---|---|
| | | |


This drawing and the details on it are the sole property of the architect and may be used for this specific project only. It shall not be loaned, copied or reproduced, in whole or in part, or for any other purpose or project without the written consent of the Architect.
Copyright © 2026 by Bond Architects, Inc.


STATE OF MISSOURI — MICHAEL D MITCHELL — NUMBER PE-2010019971 — PROFESSIONAL ENGINEER

10/23/2026

MICHAEL D. MITCHELL
MO License #2010019971 | 12/31/2026
Certificate of Authority 2014035826

The Professional Architects seal affixed to this sheet applies only to the material and items shown on this sheet. All drawings, instruments or other documents not exhibiting this seal shall not be considered prepared by this architect, and this architect expressly disclaims any and all responsibility for such plan, drawings or documents not exhibiting this seal.

DATE: 10/23/2026

BID / PERMIT SET

ELECTRICAL LEGEND AND NOTES

E0.1

10/23/2026 10:49:15 AM

## GENERAL NOTES

A. THE ELECTRICAL DRAWINGS HAVE BEEN PREPARED UTILIZING EXISTING DRAWINGS AND BUILDING OBSERVATIONS AND MAY NOT SHOW ALL CONDITIONS. CONTRACTOR SHALL VISIT THE BUILDING PRIOR TO BID SUBMISSION AND BECOME FAMILIAR WITH ALL EXISTING CONDITIONS. CONTRACTOR WILL NOT BE ALLOWED ADDITIONAL FUNDS OR TIME DUE TO THE CONTRACTOR'S FAILURE TO BECOME FAMILIAR WITH ALL EXISTING CONDITIONS.
B. ACCEPTANCE OF CONTRACT MEANS INSTALLER ACCEPTS EXISTING CONDITIONS.
C. COORDINATE INSTALLATION WITH EXISTING CONDITIONS. FIELD VERIFY EXISTING CONDITIONS.
D. CONTRACTOR SHALL SCHEDULE ALL ELECTRICAL SYSTEM POWER OUTAGES WITH THE OWNER'S REPRESENTATIVE AT LEAST 14 CALENDAR DAYS IN ADVANCE OF A SHUTDOWN. DOWNTIME ON BRANCH CIRCUIT PANELBOARDS, SWITCHBOARDS, DISTRIBUTION PANELBOARDS, MOTOR CONTROL CENTERS, ETC., WHICH SERVE LOADS OUTSIDE OF THE CONSTRUCTION AREAS SHALL BE LIMITED TO A (1) HOUR (MAXIMUM) OUTAGE. MORE THAN (1) SCHEDULED OUTAGE MAY OCCUR ON EACH PIECE OF EQUIPMENT, BUT THE MAXIMUM OUTAGE TIME MUST BE MAINTAINED.
E. ALL PENETRATIONS THROUGH CONCRETE OR MASONRY WALLS AND FLOOR SLABS SHALL BE CORE DRILLED. AFTER CONDUITS HAVE BEEN INSTALLED, SEAL WALL AROUND CONDUIT TO MAINTAIN 2-HOUR FIRE RATING USING UL LISTED METHODS AND MATERIALS. EXTERIOR WALLS SHALL BE SEALED WATERTIGHT.
F. CONTRACTOR SHALL UPDATE EXISTING PANELBOARD CIRCUIT DIRECTORIES TO REFLECT ALL CHANGES MADE TO EXISTING PANELBOARDS DURING THIS PROJECT.
G. WHEN INSTALLING CIRCUIT BREAKERS IN EXISTING PANELBOARDS, MATCH EXISTING CIRCUIT BREAKER TYPES AND INTERRUPTING RATINGS.
H. CONTRACTOR SHALL REFER TO "ARCHITECTURAL REFLECTED CEILING PLANS" FOR PLACEMENT OF ALL LIGHTING FIXTURES, CEILING SPEAKERS, AND SMOKE DETECTORS. COORDINATE INSTALLATION WITH THE WORK OF OTHER TRADES THAT AFFECT THE PLACEMENT OF CEILING MOUNTED EQUIPMENT.
I. PROVIDE ELECTRICAL METALLIC TUBING (EMT) SLEEVES WITH INSULATED BUSHINGS ON EACH END FOR ALL TELEPHONE, DATA, DICTATION, NURSE CALL, TV ANTENNA, FIRE ALARM, AND PUBLIC ADDRESS SYSTEM CABLES PASSING THROUGH WALLS AND FLOORS. SEAL AROUND CABLES TO MAINTAIN FIRE RATING OF WALL OR FLOOR.
J. CONTRACTOR SHALL PROVIDE BARRIERS IN BOXES, INCLUDING SWITCHBOXES, TO PROVIDE SEPARATION OF LIFE SAFETY AND CRITICAL BRANCH CIRCUIT WIRING FROM ALL OTHER WIRING AND EQUIPMENT.
K. THIS CONTRACTOR SHALL BE RESPONSIBLE FOR COORDINATING EXISTING DIVISION 26 RELATED ITEMS TO REMAIN IN PLACE WITH THE INSTALLATION OF GENERAL CONSTRUCTION WORK, DUCTWORK, PIPING, ETC. ALL ATTEMPTS SHALL BE MADE PRIOR TO THE START OF CONSTRUCTION TO AVOID THE REMOVAL AND RELOCATION OF EXISTING DIVISION 26 RELATED ITEMS WHICH ARE NOT AFFECTED BY WORK OF THIS CONTRACT.
L. DO NOT ROUTE CONDUITS CONCEALED IN ABOVE GRADE CONCRETE SLABS. CONDUITS SHALL BE ROUTED EXPOSED TO THE UNDERSIDE OF THE SLAB AND STUBBED UP THROUGH THE SLAB TO THE EQUIPMENT BEING SERVED.
M. CONTRACTOR SHALL PROVIDE A SET OF HAND MARKED RECORD DRAWINGS TO THE ENGINEER AT THE COMPLETION OF THE PROJECT INDICATING ACTUAL INSTALLED CONDITIONS. THE HAND MARKING SHALL BE CLEARLY LEGIBLE AND SHALL BE MARKED IN RED. MARKS SHALL INCLUDE ITEMS SUCH AS CIRCUITING CHANGES, DEVICE AND EQUIPMENT LOCATION CHANGES, MAJOR FEEDER AND CABLING ROUTING CHANGES, ETC.
N. CONTRACTOR SHALL BE RESPONSIBLE FOR COORDINATION OF ALL DEVICE LOCATIONS (RECEPTACLES, VOICE/DATA OUTLETS, SWITCHES, ETC.) WITH ARCHITECTURAL ELEVATIONS AND FURNITURE SUBMITTALS PRIOR TO ROUGH-IN TO ENSURE THAT DEVICES ARE NOT LOCATED BEHIND CABINETS OR FURNITURE. FAILURE TO COORDINATE SHALL NOT RESULT IN ADDITIONAL COST TO THE PROJECT, AND THE DEVICE(S) SHALL BE RELOCATED AT THE CONTRACTORS EXPENSE.
O. ALL RECESSED AND SURFACE MOUNTED LIGHT FIXTURES SHALL BE POSITIVELY ATTACHED TO THE BUILDING STRUCTURE WITH TWO (2) #12 GAUGE SUPPORT WIRES PER FIXTURE. THE WIRE AND ATTACHMENTS SHALL BE CAPABLE OF SUPPORTING THE FULL WEIGHT OF THE FIXTURE. PROVIDE ALL NECESSARY COMPONENTS AND MOUNTING HARDWARE FOR A COMPLETE INSTALLATION.
P. PENDANT MOUNTED LIGHT FIXTURES SHALL BE SUPPORTED BY A PRE-MANUFACTURED CABLE HANGER SYSTEM. A TYPICAL SUPPORT SHALL INCLUDE A CEILING CONNECTOR (ANCHOR, EYEBOLT, ETC.), A STAINLESS STEEL 3/32 INCH CABLE (LENGTH AS REQUIRED), AND A FIXTURE CONNECTOR FLANGE ASSEMBLY. THE FIXTURE CONNECTOR ASSEMBLY SHALL BE SECURED TO THE FIXTURE HOUSING WITH TWO SCREWS. A TYPICAL 1' X 4' LIGHT FIXTURE SHALL REQUIRE TWO SUPPORTS, ONE AT EACH END OF THE FIXTURE. THE CABLE HANGER SYSTEM SHALL BE MANUFACTURED BY THE LIGHT FIXTURE MANUFACTURER THE CABLE ASSEMBLY WILL BE USED FOR OR SIMILAR TO THE GRIP-LOCK SYSTEMS LIGHTING AIR CRAFT CABLE HANGER SYSTEM (GRIPLOCKSYSTEMS.COM).
Q. WHERE ARCHITECTURAL DRAWINGS INDICATE EXISTING CEILINGS ARE TO BE RAISED, THE CONTRACTOR SHALL VISIT THE SITE AND IDENTIFY FEEDERS, WIRING, ELECTRICAL EQUIPMENT, SYSTEMS WIRING AND EQUIPMENT, ETC. ABOVE THE CEILING THAT REQUIRE RELOCATION AND SHALL INCLUDE THE COST OF RELOCATION IN THE BID. FAILURE TO INCLUDE THIS COST IN THE BID SHALL NOT RESULT IN ADDITIONAL COST TO THE OWNER.
R. CONTRACTOR SHALL LOCATE ALL EXISTING UNDERGROUND UTILITIES PRIOR TO THE START OF EXCAVATION. DAMAGE TO EXISTING UNDERGROUND UTILITIES RESULTING FROM A FAILURE TO LOCATE UTILITIES SHALL BE REPAIRED BY THE CONTRACTOR AT NO ADDITIONAL EXPENSE TO THE OWNER.
S. WHERE CIRCUIT NUMBERS ONLY ARE SHOWN ON THE DRAWINGS, THE CONTRACTOR SHALL PROVIDE CONDUIT AND CONDUCTORS AND SHALL MAKE FINAL CONNECTIONS FOR A COMPLETE INSTALLATION.
T. PROVIDE A MINIMUM OF 6 INCHES OF HORIZONTAL OFFSET BETWEEN RECEPTACLES ON OPPOSITE SIDES OF THE SAME WALL TO MINIMIZE SOUND TRANSMISSION THROUGH WALLS. DO NOT INSTALL RECEPTACLES ON OPPOSITE SIDES OF THE SAME WALL "BACK-TO-BACK".
U. PROVIDE #10 CONDUCTORS FOR ALL 120V, 20A CIRCUITS EXCEEDING 75'-0" IN LENGTH. PROVIDE # 8 CONDUCTORS FOR ALL 120V, 20A CIRCUITS EXCEEDING 150'-0" IN LENGTH.
V. ALL RECEPTACLES SHALL BE TAMPER RESISTANT TYPE.
W. PROVIDE FIRE CAULKING AT ALL RECESSED ELECTRICAL DEVICES INSTALLED IN FIRE RATED ASSEMBLIES. SEE ARCHITECTURAL DRAWINGS FOR LOCATION OF FIRE RATED ASSEMBLIES.
X. PROVIDE A SEPARATE INSULATED NEUTRAL CONDUCTOR FOR EACH UNGROUNDED CONDUCTOR IN A MULTI-WIRE BRANCH CIRCUIT SERVING LINE-TO-NEUTRAL LOADS PER NEC ARTICLE 210.4(B). DO NOT USE HANDLE TIES TO SATISFY THIS REQUIREMENT.

## GENERAL DEMOLITION NOTES

A. THE ELECTRICAL CONTRACTOR SHALL REMOVE, CAP AND/OR RELOCATE EQUIPMENT, OUTLETS, CONDUIT, WIRE, ETC., [AS SHOWN AND SPECIFIED ON THE DRAWINGS] [WHETHER INDICATED ON THE DRAWINGS OR NOT], AND AS MAY BECOME NECESSARY BECAUSE OF EXISTING FIELD CONDITIONS. IT SHALL BE THE RESPONSIBILITY OF THE ELECTRICAL CONTRACTOR TO VISIBLY EXAMINE ALL EXISTING WALLS DESIGNATED FOR REMOVAL OR MODIFICATION TO DETERMINE THE CONDUIT AND THE WIRING THAT WILL REQUIRE CAPPING AND/OR REMOVAL. THE CONTRACTOR SHALL BE HELD TO HAVING VISITED THE SITE AND TAKEN ALL EXISTING CONDITIONS INTO CONSIDERATION.
B. PROTECT ADJACENT MATERIALS INDICATED TO REMAIN. INSTALL AND MAINTAIN DUST AND NOISE BARRIERS TO KEEP DIRT, DUST, AND NOISE FROM BEING TRANSMITTED TO ADJACENT AREAS. REMOVE PROTECTION AND BARRIERS AFTER DEMOLITION OPERATIONS ARE COMPLETE.
C. LOCATE, IDENTIFY, AND PROTECT ELECTRICAL SERVICES PASSING THROUGH DEMOLITION AREA AND SERVING OTHER AREAS OUTSIDE THE DEMOLITION LIMITS. MAINTAIN SERVICES TO AREAS OUTSIDE DEMOLITION LIMITS. WHEN SERVICES MUST BE INTERRUPTED, INSTALL TEMPORARY SERVICES FOR AFFECTED AREAS.
D. MAINTAIN AND PROTECT EXISTING BUILDING SERVICES WHICH TRANSIT THE AREA AFFECTED BY SELECTIVE DEMOLITION.
E. MAINTAIN CIRCUIT CONTINUITY TO ALL EXISTING FIXTURES, EQUIPMENT, OUTLETS, ETC., TO REMAIN IN USE WHETHER NOTED ON THE PLANS OR NOT. FIELD VERIFY EXISTING ITEMS TO REMAIN IN USE. WIRING FOR EXISTING CIRCUITS WHICH MUST BE RE-ROUTED OR WHICH ARE PARTIALLY ABANDONED, SHALL BE RECONNECTED TO SERVICE THE REMAINING OUTLETS ON THE CIRCUIT.
F. IN THE DEMOLITION WORK, REMOVE ALL UNUSED WIRING AND CABLES AND UNUSED CONDUIT THAT IS EXPOSED OR WITHIN ACCESSIBLE CEILINGS WHICH IS AFFECTED BY AND IS IN THE AREA OF THE WORK OF THIS CONTRACT.
G. THE INTENTION OF THE ELECTRICAL DEMOLITION IS TO DISCONNECT AND REMOVE ALL ELECTRICAL WORK MADE VOID BY THE SCOPE OF THE CONSTRUCTION AND ALTERATION. FIELD VERIFY EXACT MATERIAL QUANTITIES REQUIRED TO BE REMOVED.
H. WHERE ELECTRICAL EQUIPMENT, CONDUIT, BOXES, AND SUPPORTING HARDWARE ARE REMOVED, PATCH, AND FINISH THE SURFACE AS REQUIRED TO MATCH THE EXISTING, UNLESS OTHERWISE NOTED.
I. WHERE BURIED CONDUITS EXTENDING OUT OF A CONCRETE SLAB BECOME ABANDONED, CUT AND GRIND THE CONDUITS OFF FLUSH WITH TOP OF SLAB AND PLUG WITH NON-SHRINK WATERPROOF GROUT FILL.
J. ALL REMOVED MATERIALS, OTHER THAN REMOVED MATERIALS TO BE RELOCATED, OR STORED, OR TURNED OVER TO THE OWNER, SHALL BECOME THE PROPERTY OF THE CONTRACTOR AND SHALL BE REMOVED FROM THE PROJECT SITE.
K. ACCEPTANCE OF CONTRACT MEANS INSTALLER ACCEPTS EXISTING CONDITIONS.
L. CONTRACTOR SHALL COORDINATE ALL DEMOLITION WORK WITH ALL OTHER TRADES.
M. IN WALLS OR FLOORS WHERE A FLUSH DEVICE IS BEING REMOVED, BUT THE WALL OR FLOOR REMAINS OR FOR ANY OUTLET WHICH MUST REMAIN, BUT HAS A DEVICE REMOVED, PROVIDE A BLANK COVER OVER THE OUTLET. MATCH THE COLOR AND MATERIAL OF EXISTING REMAINING COVERS IN THE ROOM OR SPACE.
N. LEGALLY DISPOSE OF HAZARDOUS MATERIALS AND BALLASTS OR OTHER EQUIPMENT CONTAINING PCB'S AND LAMPS CONTAINING MERCURY. COMPLY WITH ALL FEDERAL, STATE, AND LOCAL LAWS.
O. MODIFY EXISTING PANEL DIRECTORIES (OR REPLACE) FOR PANELS WHICH HAVE HAD ALTERATIONS TO THE CIRCUITS ORIGINATING THEREIN. DESCRIBE THE LOAD AND LOCATION.
P. WHERE WORK IS TO BE PERFORMED ABOVE EXISTING ACCESSIBLE CEILINGS, CONTRACTOR SHALL BE RESPONSIBLE FOR REMOVING CEILING TILES AND GRID WITHOUT DAMAGE; STORAGE OF EXISTING TILES AND GRID WHILE WORK IS BEING PERFORMED, AND INSTALLATION OF EXISTING GRID AND TILES AFTER DIVISION 26 WORK IS COMPLETED.
Q. ALL EXISTING ELECTRICAL WORK AND ASSOCIATED RACEWAY AND WIRING WHICH HAS BEEN MADE OBSOLETE BY THE WORK AND/OR IS SHOWN DASHED ON THE ELECTRICAL DEMOLITION DRAWINGS, SHALL BE DISCONNECTED AND REMOVED, UNLESS OTHERWISE NOTED. ALTHOUGH AN ATTEMPT HAS BEEN MADE TO INDICATE ALL OF THIS WORK, TOTAL ACCURACY IS NOT GUARANTEED. CONTRACTOR SHALL VISIBLY EXAMINE ALL AREAS AND WALLS AND CEILINGS SCHEDULED FOR REMOVAL TO DETERMINE EXISTING ELECTRICAL ITEMS TO REMAIN.

## HAZARDOUS MATERIALS GENERAL NOTES

A. REFER TO OWNER'S REGULATED MATERIAL DRAWINGS AND WRITTEN NARRATIVE PRIOR TO ANY DEMOLITION OR CONSTRUCTION.
B. ANY NOTES REGARDING HAZARDOUS MATERIAL ARE FOR REFERENCE ONLY AS A RESULT OF THE OWNER PROVIDED HAZARDOUS MATERIAL DRAWINGS. CONTRACTOR TO REFER TO AND COORDINATE WITH OWNER'S HAZARDOUS MATERIAL DRAWINGS.
C. IF UNEXPECTED HAZARDOUS MATERIAL IS ENCOUNTERED NOTIFY ARCHITECT & OWNER IMMEDIATELY.
D. ALL ABATEMENT TO BE PERFORMED BY ABATEMENT CONTRACTOR.
E. NEW CONSTRUCTION MAY REQUIRE ABATEMENT, REGARDLESS OF PRIOR DEMOLITION.
F. NEW CONNECTIONS TO EXISTING STRUCTURE MAY REQUIRE ABATEMENT AT CONNECTION LOCATIONS. PRIOR TO WELDING, DRILLING, OR ANY OTHER CONNECTION METHOD, VERIFY PRESENCE OF REGULATED MATERIAL PER OWNER'S HAZARDOUS MATERIAL DRAWINGS.
G. CONNECTIONS INCLUDE, BUT ARE NOT LIMITED TO, WALL BRACING, DEFLECTION TRACKS, CEILING HANGERS, DUCT HANGERS, EQUIPMENT HANGERS, LIGHTING, PLUMBING SUPPORTS, AND OTHER PENETRATIONS PER OWNER'S HAZARDOUS MATERIAL DRAWINGS.
H. WELDED CONNECTIONS ARE TO BE ABATED TO THE EXTENT WHICH MINIMIZES HEAT-GENERATED HAZARDS PER OWNER'S HAZARDOUS MATERIAL DRAWINGS.
I. DRILLED CONNECTIONS ARE TO BE ABATED TO THE EXTENT WHICH MINIMIZES PARTICLE-GENERATED HAZARDS PER OWNER'S HAZARDOUS MATERIAL DRAWINGS.


bond architects
222 SOUTH CENTRAL AVE.
SUITE# 501
ST. LOUIS, MO 63105
TEL: 314.863.4994
FAX: 314.863.4996
www.bondarchitectsinc.com
Bond Architects, Inc.
Missouri State Certificate of Authority # 2009027409

**Cole & Associates, Inc.**
Civil Engineer
Consultant Project #26-0064
Certificate of Authority #001165
401 S. 18th St., Suite 200
St. Louis, MO 63103
314.984.9887 tel

**CASE Engineering, Inc.**
Structural Engineer
Consultant Project BDA-MO-06-26
Certificate of Authority #001498
796 Merus Ct.
Fenton, MO 63026
636.349.1600 tel

**RTM Engineering Consultants**
MEP Engineer
Consultant Project #26.B00203.2171
Certificate of Authority #2002028690
3701 S. Lindbergh Blvd.
St. Louis, MO 63127
314.725.5889 tel


West High School
14653 Clayton Rd., Ballwin, MO 63011
Parkway PN #542501B
Building Renovation & Site Improvements

Parkway School District
363 N. Woods Mill Rd., Chesterfield, MO 63017
314.415.6231 tel

Project No: 26022

Revisions

| No. | Description | Date |
|---|---|---|
| | | |
| | | |
| | | |
| | | |
| | | |
| | | |


This drawing and the details on it are the sole property of the architect and may be used for this specific project only. It shall not be loaned, copied or reproduced, in whole or in part, or for any other purpose or project without the written consent of the Architect.
Copyright © 2026 by Bond Architects, Inc.


STATE OF MISSOURI
MICHAEL D. MITCHELL
NUMBER PE-2010019971
PROFESSIONAL ENGINEER
10/23/2026
MICHAEL D. MITCHELL
MO License #2010019971 | 12/31/2026
Certificate of Authority 2014035926

The Professional Architects seal affixed to this sheet applies only to the material and items shown on this sheet. All drawings, instruments or other documents not exhibiting this seal shall not be considered prepared by this architect, and this architect expressly disclaims any and all responsibility for such plan, drawings or documents not exhibiting this seal.

DATE: 10/23/2026

BID / PERMIT SET

# ELECTRICAL LEGEND AND NOTES

E0.2

10/23/2026 10:49:15 AM

SCALE: 3" = 1'-0" 0 0.25 0.5 1
SCALE: 1 1/2" = 1'-0" 0 0.5 1 2
SCALE: 1" = 1'-0" 0 0.5 1 2
SCALE: 3/4" = 1'-0" 0 1 2 3
SCALE: 1/2" = 1'-0" 0 1 2 4
SCALE: 1/4" = 1'-0" 0 2 4 8
SCALE: 1/8" = 1'-0" 0 4 8 16
SCALE: 1/16" = 1'-0" 0 8 16 32

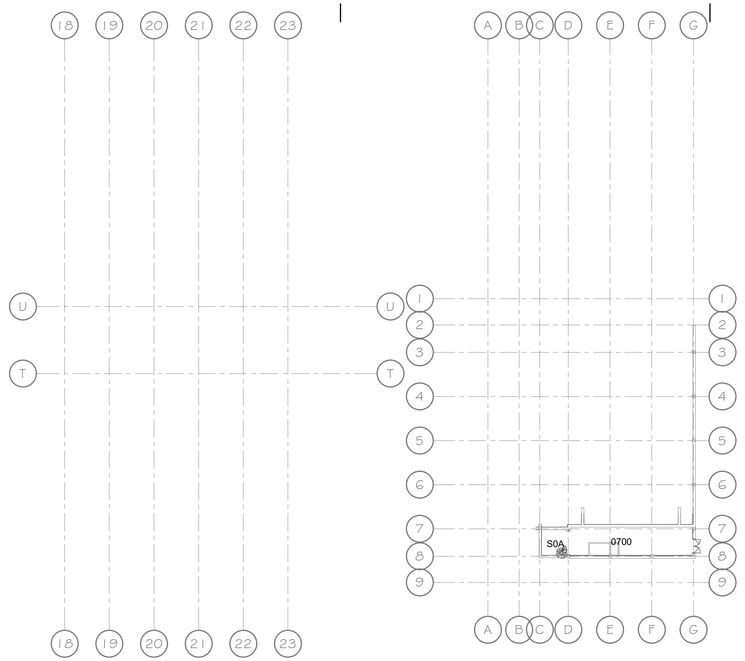


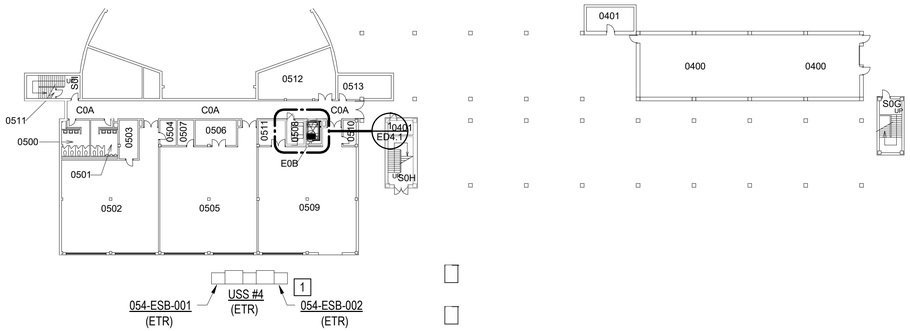


N

1
ED2.0 DEMO - LOWER LEVEL - OVERALL - ELECTRICAL
1/32" = 1'-0"

## GENERAL NOTES

A. INFORMATION ON DRAWINGS WAS OBTAINED FROM AS-BUILT DRAWINGS AND CASUAL FIELD OBSERVATION. CONTRACTOR SHALL VERIFY EXISTING CONDITIONS PRIOR TO BID.

B. CONTRACTOR SHALL DEMOLISH ALL DEVICES AT WALLS THAT ARE TO BE DEMOLISHED, REGARDLESS OF WHETHER SHOWN ON DRAWINGS, AND AS MAY BECOME NECESSARY BECAUSE OF EXISTING FIELD CONDITIONS.

C. CONTRACTOR SHALL REPAIR AND/OR REROUTE EXISTING CIRCUITS TO REMAIN THAT ARE DISRUPTED BY DEMOLITION.

D. CONTRACTOR SHALL PROVIDE ALL CUTTING AND PATCHING AS REQUIRED FOR EXECUTION OF ELECTRICAL WORK.

## KEYED NOTES

1 EXISTING 45A/3P CIRCUIT BREAKER IN SWITCHBOARD 054-ESB-002 AND FEEDER TO ELEVATOR 1B TO REMAIN AND BE REUSED.


bond architects
222 SOUTH CENTRAL AVE.
SUITE# 501
ST. LOUIS, MO 63105
TEL: 314.863.4994
FAX: 314.863.4996
www.bondarchitectsinc.com
Bond Architects, Inc.
Missouri State Certificate of Authority # 2009027409

**Cole & Associates, Inc.**
Civil Engineer
Consultant Project #26-0064
Certificate of Authority #001165
401 S. 18th St., Suite 200
St. Louis, MO 63103
314.984.9887 tel

**CASE Engineering, Inc.**
Structural Engineer
Consultant Project BDA-MO-06-26
Certificate of Authority #001498
796 Merus Ct.
Fenton, MO 63026
636.349.1600 tel

**RTM Engineering Consultants**
MEP Engineer
Consultant Project #26.B00203.2171
Certificate of Authority #2002028690
3701 S. Lindbergh Blvd.
St. Louis, MO 63127
314.725.5889 tel


West High School
14653 Clayton Rd., Ballwin, MO 63011
Parkway PN #542501B
Building Renovation & Site Improvements

Parkway School District
363 N. Woods Mill Rd., Chesterfield, MO 63017
314.415.6231 tel

Project No: 26022

Revisions

| No. | Description | Date |
|---|---|---|
| | | |
| | | |
| | | |
| | | |
| | | |
| | | |
| | | |


This drawing and the details on it are the sole property of the architect and may be used for this specific project only. It shall not be loaned, copied or reproduced, in whole or in part, or for any other purpose or project without the written consent of the Architect. Copyright © 2026 by Bond Architects, Inc.


STATE OF MISSOURI
MICHAEL D. MITCHELL
NUMBER PE-2010019971
PROFESSIONAL ENGINEER
10/23/2026

MICHAEL D. MITCHELL
MO License #2010019971 | 12/31/2026
Certificate of Authority #2014035826

The Professional Architects seal affixed to this sheet applies only to the material and items shown on this sheet. All drawings, instruments or other documents not exhibiting this seal shall not be considered prepared by this architect, and this architect expressly disclaims any and all responsibility for such plan, drawings or documents not exhibiting this seal.

DATE: 10/23/2026

BID / PERMIT SET

# LOWER LEVEL DEMO PLAN OVERALL

ED2.0

10/23/2026 10:49:15 AM

SCALE: 3" = 1'-0" 0 0.25' 0.5' 1'
SCALE: 1 1/2" = 1'-0" 0 0.5' 1' 2'
SCALE: 1" = 1'-0" 0 0.5' 1' 2'
SCALE: 3/4" = 1'-0" 0 1' 2' 3'
SCALE: 1/2" = 1'-0" 0 1' 2' 4'
SCALE: 1/4" = 1'-0" 0 2' 4' 8'
SCALE: 1/8" = 1'-0" 0 4' 8' 16'
SCALE: 1/16" = 1'-0" 0 8' 16' 32'

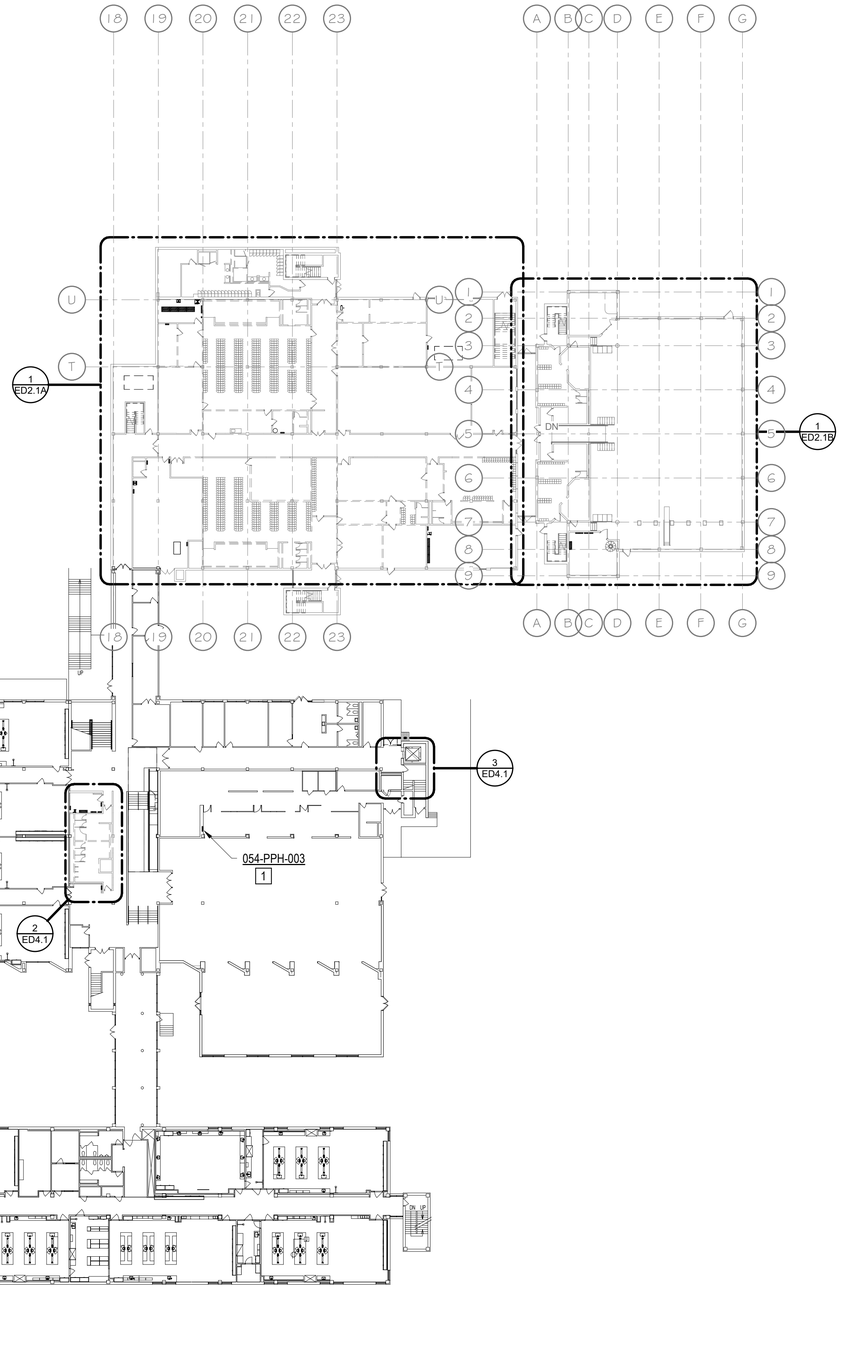


N 1 ED2.1 DEMO - FIRST FLOOR - OVERALL - ELECTRICAL
1/32" = 1'-0"

## GENERAL NOTES

A. INFORMATION ON DRAWINGS WAS OBTAINED FROM AS-BUILT DRAWINGS AND CASUAL FIELD OBSERVATION. CONTRACTOR SHALL VERIFY EXISTING CONDITIONS PRIOR TO BID.

B. CONTRACTOR SHALL DEMOLISH ALL DEVICES AT WALLS THAT ARE TO BE DEMOLISHED, REGARDLESS OF WHETHER SHOWN ON DRAWINGS, AND AS MAY BECOME NECESSARY BECAUSE OF EXISTING FIELD CONDITIONS.

C. CONTRACTOR SHALL REPAIR AND/OR REROUTE EXISTING CIRCUITS TO REMAIN THAT ARE DISRUPTED BY DEMOLITION.

D. CONTRACTOR SHALL PROVIDE ALL CUTTING AND PATCHING AS REQUIRED FOR EXECUTION OF ELECTRICAL WORK.

## KEYED NOTES

1 FEEDER FOR EXISTING ROOF TOP UNIT RTG-005 ORIGINATES FROM PANELBOARD 054-PPH-003. SEE SHEET ED2.3 FOR DEMOLITION REQUIREMENTS.


bond architects
222 SOUTH CENTRAL AVE.
SUITE# 501
ST. LOUIS, MO 63105
TEL: 314.863.4994
FAX: 314.863.4996
www.bondarchitectsinc.com
Bond Architects, Inc.
Missouri State Certificate of Authority # 2009027409

**Cole & Associates, Inc.**
Civil Engineer
Consultant Project #26-0064
Certificate of Authority #001165
401 S. 18th St., Suite 200
St. Louis, MO 63103
314.984.9887 tel

**CASE Engineering, Inc.**
Structural Engineer
Consultant Project BDA-MO-06-26
Certificate of Authority #001498
796 Merus Ct.
Fenton, MO 63026
636.349.1600 tel

**RTM Engineering Consultants**
MEP Engineer
Consultant Project #26.B00203.2171
Certificate of Authority #2002028690
3701 S. Lindbergh Blvd.
St. Louis, MO 63127
314.725.5889 tel


West High School
14653 Clayton Rd., Ballwin, MO 63011
Parkway PN #542501B
Building Renovation & Site Improvements

Parkway School District
363 N. Woods Mill Rd., Chesterfield, MO 63017
314.415.6231 tel

Project No: 26022

Revisions

| No. | Description | Date |
|---|---|---|
| | | |


This drawing and the details on it are the sole property of the architect and may be used for this specific project only. It shall not be loaned, copied or reproduced, in whole or in part, or for any other purpose or project without the written consent of the Architect.
Copyright © 2026 by Bond Architects, Inc.


STATE OF MISSOURI
MICHAEL D MITCHELL
NUMBER PE-2010019971
PROFESSIONAL ENGINEER
10/23/2026
MICHAEL D. MITCHELL
MO License #2010019971 | 12/31/2026
Certificate of Authority 2014035826


The Professional Architects seal affixed to this sheet applies only to the material and items shown on this sheet. All drawings, instruments or other documents not exhibiting this seal shall not be considered prepared by this architect, and this architect expressly disclaims any and all responsibility for such plan, drawings or documents not exhibiting this seal.


DATE: 10/23/2026

BID / PERMIT SET

# FIRST FLOOR DEMO PLAN OVERALL

# ED2.1

10/23/2026 10:49:21 AM

SCALE: 3" = 1'-0" 0 0.25' 0.5' 1'
SCALE: 1 1/2" = 1'-0" 0 0.5' 1' 2'
SCALE: 1" = 1'-0" 0 0.5' 1' 2'
SCALE: 3/4" = 1'-0" 0 1' 2' 3'
SCALE: 1/2" = 1'-0" 0 1' 2' 4'
SCALE: 1/4" = 1'-0" 0 2' 4' 8'
SCALE: 1/8" = 1'-0" 0 4' 8' 16'
SCALE: 1/16" = 1'-0" 0 8' 16' 32'

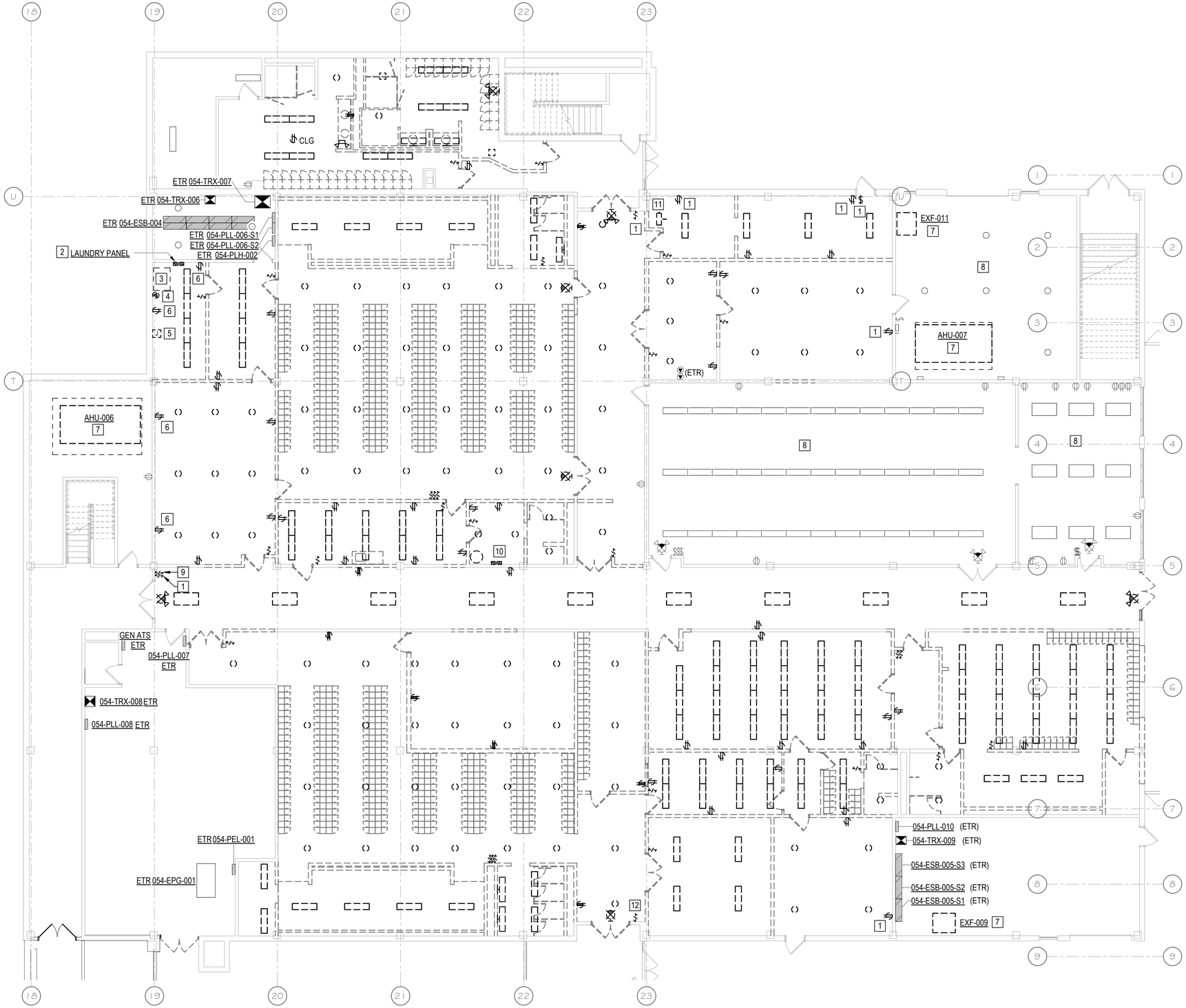


1 DEMO - FIRST FLOOR - AREA A - ELECTRICAL
ED2.1A 1/8" = 1'-0"

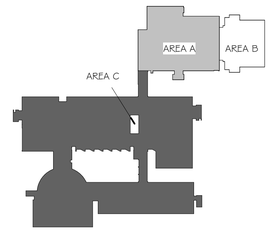


Key Plan - Level 1
1" = 160'-0"

## GENERAL NOTES

A. INFORMATION ON DRAWINGS WAS OBTAINED FROM AS-BUILT DRAWINGS AND CASUAL FIELD OBSERVATION. CONTRACTOR SHALL VERIFY EXISTING CONDITIONS PRIOR TO BID.

B. ALL WIRING DEVICES AND LIGHT FIXTURES SHOWN IN BOLD LINEWEIGHT SHALL BE DEMOLISHED. WIRING DEVICES AND LIGHT FIXTURES IN LIGHT LINEWEIGHT ARE EXISTING TO REMAIN.

C. CONTRACTOR SHALL DEMOLISH ALL DEVICES AT WALLS THAT ARE TO BE DEMOLISHED, REGARDLESS OF WHETHER SHOWN ON DRAWINGS, AND AS MAY BECOME NECESSARY BECAUSE OF EXISTING FIELD CONDITIONS.

D. DEMOLITION SHALL INCLUDE REMOVAL OF CIRCUIT TO THE PANELBOARD OF ORIGIN, UNLESS THE DEMOLISHED CIRCUITS SHARE A CONDUIT WITH OTHER CIRCUITS THAT REMAIN. IN SUCH CASES, DEMOLISHED CIRCUITS SHALL BE REMOVED TO THE NEAREST ACCESSIBLE JUNCTION BOX; THE WIRES SHALL BE CAPPED OFF AND MADE SAFE.

E. CONTRACTOR SHALL REPAIR AND/OR REROUTE EXISTING CIRCUITS TO REMAIN THAT ARE DISRUPTED BY DEMOLITION.

F. CONTRACTOR SHALL PROVIDE ALL CUTTING AND PATCHING AS REQUIRED FOR EXECUTION OF ELECTRICAL WORK.

## KEYED NOTES

1. DEMOLISH DEVICE AND ASSOCIATED WIRING, RETAIN DEVICE BOX AND CONDUIT FOR REUSE IN NEW WORK.
2. DEMO EXISTING LAUNDRY PANEL AND REMOVE FEEDER FROM PANELBOARD 054-PLL-006. SEAL EXISTING CONDUIT PENETRATION TO ELECTRICAL ROOM 1611 TO PROVIDE 2-HOUR FIRE RATING.
3. DISCONNECT EXISTING COMMERCIAL DRYER AND REMOVE ITS FEEDER FROM THE LAUNDRY PANEL.
4. DEMO EXISTING ELECTRICAL OUTLET AND REMOVE ITS CIRCUIT FROM THE LAUNDRY PANEL.
5. DISCONNECT EXISTING COMMERCIAL WASHING MACHINE AND REMOVE ITS CIRCUIT FROM THE LAUNDRY PANEL.
6. REMOVE EXISTING WIRING DEVICE. RETAIN EXISTING OUTLET BOX. CAP OFF WIRES AND PROVIDE STAINLESS STEEL BLANK WALL PLATE. MAINTAIN CONTINUITY OF OTHER CIRCUITS OCCUPYING THE SAME BOX.
7. DISCONNECT EXISTING MECHANICAL EQUIPMENT AND REMOVE FEEDER FROM SWITCHBOARD 054-ESB-004 TO EQUIPMENT.
8. EXISTING LIGHTING AND LIGHTING CONTROLS IN THIS ROOM TO REMAIN AND BE REUSED.
9. DEMOLISH EXISTING SWITCH AND ASSOCIATED WIRING, PROVIDE BLANK COVER PLATE TO COVER BOX.
10. DEMOLISH EXISTING LOADCENTER AND DEMOLISH FEEDER FROM PANELBOARD 054-PLL-007.
11. DISCONNECT EXISTING UNIT HEATER AND DEMOLISH CIRCUIT.
12. REMOVE WIRING DEVICE AND PROVIDE BLANK WALL PLATE.


bond architects
222 SOUTH CENTRAL AVE.
SUITE# 501
ST. LOUIS, MO 63105
TEL: 314.863.4994
FAX: 314.863.4996
www.bondarchitectsinc.com
Bond Architects, Inc.
Missouri State Certificate of Authority # 2009027409

**Cole & Associates, Inc.**
Civil Engineer
Consultant Project #26-0064
Certificate of Authority #001165
401 S. 18th St., Suite 200
St. Louis, MO 63103
314.984.9887 tel

**CASE Engineering, Inc.**
Structural Engineer
Consultant Project BDA-MO-06-26
Certificate of Authority #001498
796 Merus Ct.
Fenton, MO 63026
636.349.1600 tel

**RTM Engineering Consultants**
MEP Engineer
Consultant Project #26.B00203.2171
Certificate of Authority #2002028690
3701 S. Lindbergh Blvd.
St. Louis, MO 63127
314.725.5889 tel


West High School
14653 Clayton Rd., Ballwin, MO 63011
Parkway PN #542501B
Building Renovation & Site Improvements

Parkway School District
363 N. Woods Mill Rd., Chesterfield, MO 63017
314.415.8231 tel

Project No: 26022

Revisions

| No. | Description | Date |
|---|---|---|
| | | |


This drawing and the details on it are the sole property of the architect and may be used for this specific project only. It shall not be loaned, copied or reproduced, in whole or in part, or for any other purpose or project without the written consent of the Architect. Copyright © 2026 by Bond Architects, Inc.


STATE OF MISSOURI
MICHAEL D. MITCHELL
NUMBER PE-2010019577
PROFESSIONAL ENGINEER
10/23/2026
MICHAEL D. MITCHELL
MO License #2010019577 | 10/23/2026
Certificate of Authority 2014035826

The Professional Architects seal affixed to this sheet applies only to the material and items shown on this sheet. All drawings, instruments or other documents not exhibiting this seal shall not be considered prepared by this architect, and this architect expressly disclaims any and all responsibility for such plan, drawings or documents not exhibiting this seal.

DATE: 10/23/2026

BID / PERMIT SET

# FIRST FLOOR DEMO PLAN - AREA A

ED2.1A

10/23/2026 10:49:22 AM

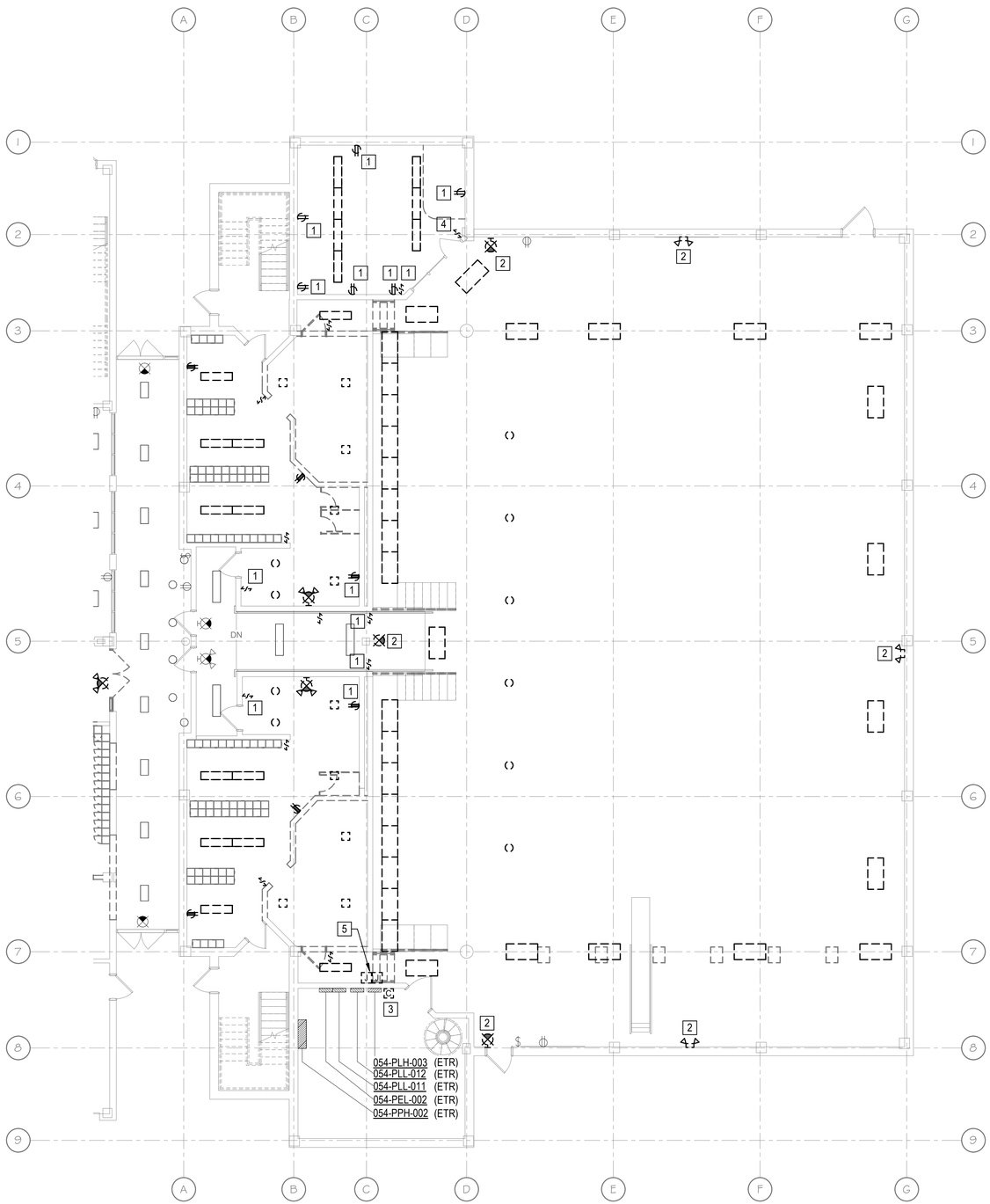


N

1 / ED2.1B 1/8" = 1'-0"

DEMO - FIRST FLOOR - AREA B - ELECTRICAL

## GENERAL NOTES

A. INFORMATION ON DRAWINGS WAS OBTAINED FROM AS-BUILT DRAWINGS AND CASUAL FIELD OBSERVATION. CONTRACTOR SHALL VERIFY EXISTING CONDITIONS PRIOR TO BID.

B. ALL WIRING DEVICES AND LIGHT FIXTURES SHOWN IN BOLD LINEWEIGHT SHALL BE DEMOLISHED. WIRING DEVICES AND LIGHT FIXTURES IN LIGHT LINEWEIGHT ARE EXISTING TO REMAIN.

C. CONTRACTOR SHALL DEMOLISH ALL DEVICES AT WALLS THAT ARE TO BE DEMOLISHED, REGARDLESS OF WHETHER SHOWN ON DRAWINGS, AND AS MAY BECOME NECESSARY BECAUSE OF EXISTING FIELD CONDITIONS.

D. DEMOLITION SHALL INCLUDE REMOVAL OF CIRCUIT TO THE PANELBOARD OF ORIGIN, UNLESS THE DEMOLISHED CIRCUITS SHARE A CONDUIT WITH OTHER CIRCUITS THAT REMAIN. IN SUCH CASES, DEMOLISHED CIRCUITS SHALL BE REMOVED TO THE NEAREST ACCESSIBLE JUNCTION BOX; THE WIRES SHALL BE CAPPED OFF AND MADE SAFE.

E. CONTRACTOR SHALL REPAIR AND/OR REROUTE EXISTING CIRCUITS TO REMAIN THAT ARE DISRUPTED BY DEMOLITION.

F. CONTRACTOR SHALL PROVIDE ALL CUTTING AND PATCHING AS REQUIRED FOR EXECUTION OF ELECTRICAL WORK.

## KEYED NOTES

1. DEMOLISH DEVICE AND ASSOCIATED WIRING, RETAIN DEVICE BOX AND CONDUIT FOR REUSE IN NEW WORK.
2. DEMO EXISTING LIGHT FIXTURE, RETAIN CIRCUIT FOR REUSE.
3. DEMO EXISTING LIGHTING CONTACTOR FOR POOL LIGHT FIXTURES.
4. DEMO EXISTING LIGHT SWITCH AND CIRCUIT. PROVIDE BLANK WALL PLATE ON OUTLET BOX.
5. DEMO EXISTING JUNCTION BOXES TO ALLOW FOR CONSTRUCTION OF NEW WALL. RETAIN CIRCUITS FOR RELOCATION. SEE SHEET E2.1B FOR MORE INFORMATION.


bond architects
222 SOUTH CENTRAL AVE.
SUITE# 501
ST. LOUIS, MO 63105
TEL: 314.863.4994
FAX: 314.863.4996
www.bondarchitectsinc.com
Bond Architects, Inc.
Missouri State Certificate of Authority # 2009027409

**Cole & Associates, Inc.**
Civil Engineer
Consultant Project #26-0064
Certificate of Authority #001165
401 S. 18th St., Suite 200
St. Louis, MO 63103
314.984.9887 tel

**CASE Engineering, Inc.**
Structural Engineer
Consultant Project BDA-MO-06-26
Certificate of Authority #001498
796 Merus Ct.
Fenton, MO 63026
636.349.1600 tel

**RTM Engineering Consultants**
MEP Engineer
Consultant Project #26.B00203.2171
Certificate of Authority #2002028690
3701 S. Lindbergh Blvd.
St. Louis, MO 63127
314.725.5889 tel


West High School
14653 Clayton Rd., Ballwin, MO 63011
Parkway PN #542501B
Building Renovation & Site Improvements

Parkway School District
363 N. Woods Mill Rd., Chesterfield, MO 63017
314.415.8231 tel

Project No: 26022

Revisions

| No. | Description | Date |
|---|---|---|
| | | |


This drawing and the details on it are the sole property of the architect and may be used for this specific project only. It shall not be loaned, copied or reproduced, in whole or in part, or for any other purpose or project without the written consent of the Architect. Copyright © 2026 by Bond Architects, Inc.


STATE OF MISSOURI
MICHAEL D. MITCHELL
NUMBER PE-2010019577
PROFESSIONAL ENGINEER
10/23/2026

MICHAEL D. MITCHELL
M.D.Mitchell@2010019577 2510/2026
Certificate of Authority 2014035826

The Professional Architects seal affixed to this sheet applies only to the material and items shown on this sheet. All drawings, instruments or other documents not exhibiting this seal shall not be considered prepared by this architect, and this architect expressly disclaims any and all responsibility for such plan, drawings or documents not exhibiting this seal.

DATE: 10/23/2026

BID / PERMIT SET

FIRST FLOOR DEMO PLAN - AREA B

ED2.1B

10/23/2026 10:49:24 AM

SCALE: 3" = 1'-0" 0 0.25' 0.5' 1'
SCALE: 1 1/2" = 1'-0" 0 0.5' 1' 2'
SCALE: 1" = 1'-0" 0 0.5' 1' 2'
SCALE: 3/4" = 1'-0" 0 1' 2' 3'
SCALE: 1/2" = 1'-0" 0 1' 2' 4'
SCALE: 1/4" = 1'-0" 0 2' 4' 8'
SCALE: 1/8" = 1'-0" 0 4' 8' 16'
SCALE: 1/16" = 1'-0" 0 8' 16' 32'

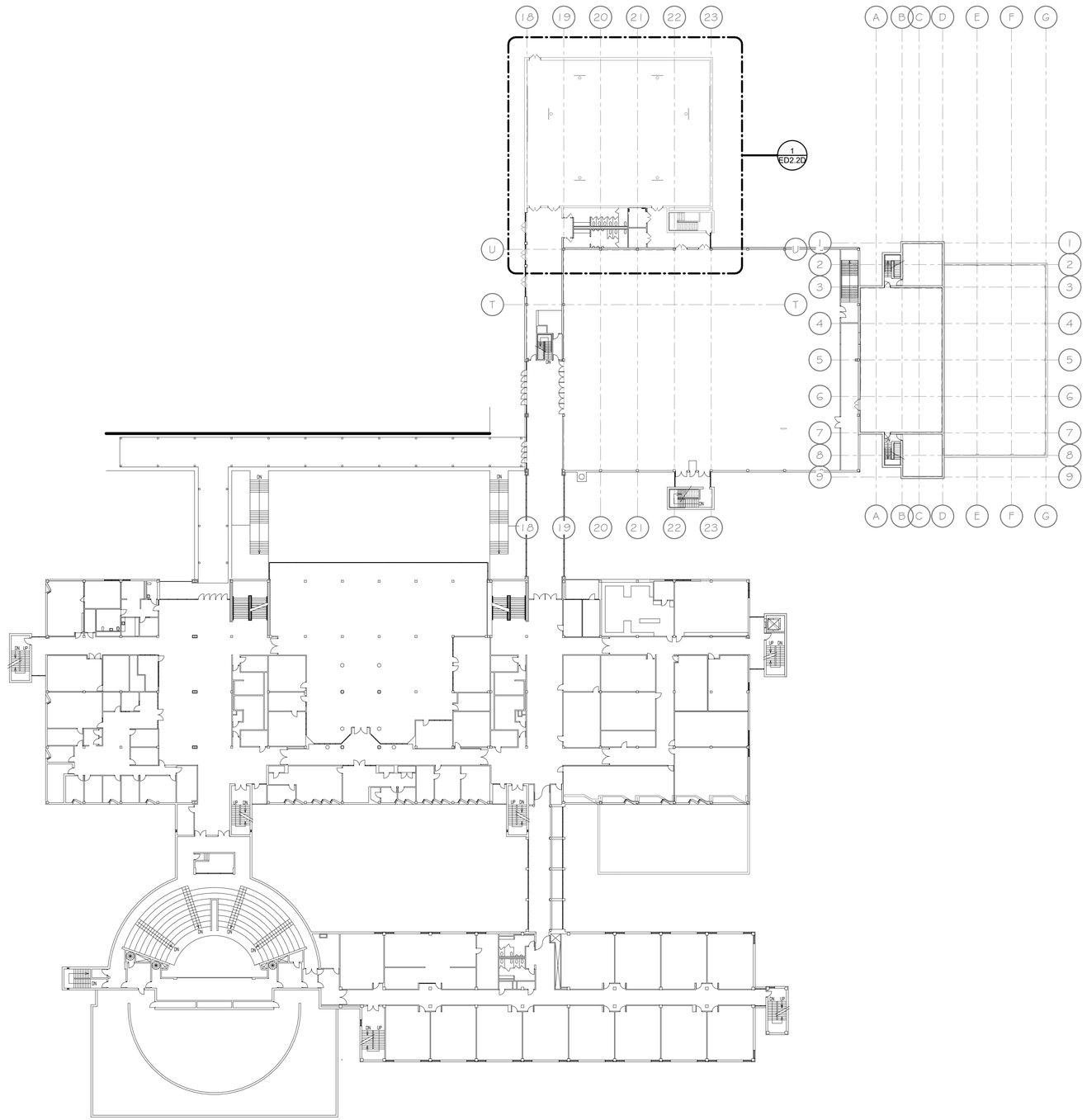


1 DEMO - SECOND FLOOR OVERALL - ELECTRICAL
ED2.2 1/32" = 1'-0"

10/23/2026 10:49:24 AM

SCALE: 3/4" = 1'-0"
SCALE: 1 1/2" = 1'-0"
SCALE: 1" = 1'-0"
SCALE: 3/4" = 1'-0"
SCALE: 1/2" = 1'-0"
SCALE: 1/4" = 1'-0"
SCALE: 1/8" = 1'-0"
SCALE: 1/16" = 1'-0"


bond architects
222 SOUTH CENTRAL AVE.
SUITE# 501
ST. LOUIS, MO 63105
TEL: 314.863.4994
FAX: 314.863.4996
www.bondarchitectsinc.com
Bond Architects, Inc.
Missouri State Certificate of Authority # 2009027409

**Cole & Associates, Inc.**
Civil Engineer
Consultant Project #26-0064
Certificate of Authority #001165
401 S. 18th St., Suite 200
St. Louis, MO 63103
314.984.9887 tel

**CASE Engineering, Inc.**
Structural Engineer
Consultant Project BDA-MO-06-26
Certificate of Authority #001498
796 Merus Ct.
Fenton, MO 63026
636.349.1600 tel

**RTM Engineering Consultants**
MEP Engineer
Consultant Project #26.B00203.2171
Certificate of Authority #2002028690
3701 S. Lindbergh Blvd.
St. Louis, MO 63127
314.725.5889 tel


West High School
14653 Clayton Rd., Ballwin, MO 63011
Parkway PN #542501B
Building Renovation & Site Improvements

Parkway School District
363 N. Woods Mill Rd., Chesterfield, MO 63017
314.415.8231 tel

Project No: 26022

Revisions

| No. | Description | Date |
|---|---|---|
| | | |
| | | |
| | | |
| | | |
| | | |
| | | |


This drawing and the details on it are the sole property of the architect and may be used for this specific project only. It shall not be loaned, copied or reproduced, in whole or in part, or for any other purpose or project without the written consent of the Architect.
Copyright © 2026 by Bond Architects, Inc.


STATE OF MISSOURI
MICHAEL D. MITCHELL
NUMBER PE-2010019577
PROFESSIONAL ENGINEER
10/23/2026

MICHAEL D. MITCHELL
MO Number PE-2010019577, Exp. 12/31/2026
Certificate of Authority 2014035826

The Professional Architects seal affixed to this sheet applies only to the material and items shown on this sheet. All drawings, instruments or other documents not exhibiting this seal shall not be considered prepared by this architect, and this architect expressly disclaims any and all responsibility for such plan, drawings or documents not exhibiting this seal.

DATE: 10/23/2026

BID / PERMIT SET

# SECOND FLOOR DEMO PLAN OVERALL

ED2.2

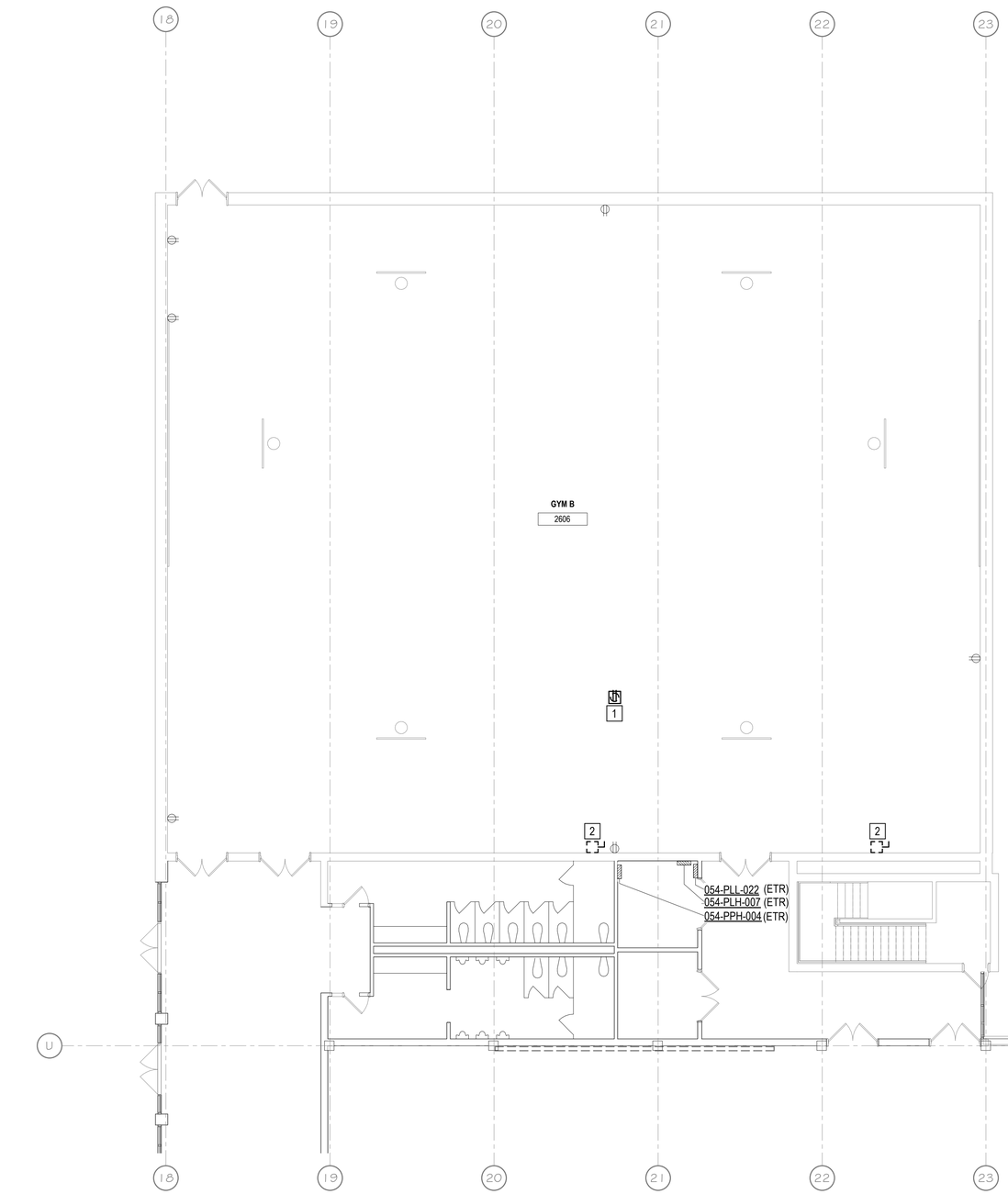


N 1 DEMO SECOND FLOOR PLAN - AREA D - ELECTRICAL
ED2.2D 1/8" = 1'-0"

## GENERAL NOTES

A. INFORMATION ON DRAWINGS WAS OBTAINED FROM AS-BUILT DRAWINGS AND CASUAL FIELD OBSERVATION. CONTRACTOR SHALL VERIFY EXISTING CONDITIONS PRIOR TO BID.

B. ALL WIRING DEVICES AND LIGHT FIXTURES SHOWN IN BOLD LINEWEIGHT SHALL BE DEMOLISHED. WIRING DEVICES AND LIGHT FIXTURES IN LIGHT LINEWEIGHT ARE EXISTING TO REMAIN.

C. CONTRACTOR SHALL DEMOLISH ALL DEVICES AT WALLS THAT ARE TO BE DEMOLISHED, REGARDLESS OF WHETHER SHOWN ON DRAWINGS, AND AS MAY BECOME NECESSARY BECAUSE OF EXISTING FIELD CONDITIONS.

D. DEMOLITION SHALL INCLUDE REMOVAL OF CIRCUIT TO THE PANELBOARD OF ORIGIN, UNLESS THE DEMOLISHED CIRCUITS SHARE A CONDUIT WITH OTHER CIRCUITS THAT REMAIN. IN SUCH CASES, DEMOLISHED CIRCUITS SHALL BE REMOVED TO THE NEAREST ACCESSIBLE JUNCTION BOX; THE WIRES SHALL BE CAPPED OFF AND MADE SAFE.

E. CONTRACTOR SHALL REPAIR AND/OR REROUTE EXISTING CIRCUITS TO REMAIN THAT ARE DISRUPTED BY DEMOLITION.

F. CONTRACTOR SHALL PROVIDE ALL CUTTING AND PATCHING AS REQUIRED FOR EXECUTION OF ELECTRICAL WORK.

## KEYED NOTES

1 DEMOLISH EXISTING FLOOR BOX IN GYMNASIUM FLOOR AND CIRCUIT FROM PANELBOARD 054-PLL-022. RETAIN CONDUIT FOR REUSE. SEE SHEET E2.2D FOR NEW WORK.

2 DEMOLISH EXISTING DISCONNECT SWITCH, CONNECTION TO MOTORIZED BLEACHERS, AND FEEDER CONDUCTORS FROM PANELBOARD 054-PLL-022. RETAIN CONDUIT FOR REUSE.


bond architects
222 SOUTH CENTRAL AVE.
SUITE# 501
ST. LOUIS, MO 63105
TEL: 314.863.4994
FAX: 314.863.4996
www.bondarchitectsinc.com
Bond Architects, Inc.
Missouri State Certificate of Authority # 2009027409

**Cole & Associates, Inc.**
Civil Engineer
Consultant Project #26-0064
Certificate of Authority #001165
401 S. 18th St., Suite 200
St. Louis, MO 63103
314.984.9887 tel

**CASE Engineering, Inc.**
Structural Engineer
Consultant Project BDA-MO-06-26
Certificate of Authority #001498
796 Merus Ct.
Fenton, MO 63026
636.349.1600 tel

**RTM Engineering Consultants**
MEP Engineer
Consultant Project #26.B00203.2171
Certificate of Authority #2002028690
3701 S. Lindbergh Blvd.
St. Louis, MO 63127
314.725.5889 tel


West High School
14653 Clayton Rd., Ballwin, MO 63011
Parkway PN #542501B
Building Renovation & Site Improvements

Parkway School District
363 N. Woods Mill Rd., Chesterfield, MO 63017
314.415.8231 tel

Project No: 26022

Revisions

| No. | Description | Date |
|---|---|---|
| | | |


This drawing and the details on it are the sole property of the architect and may be used for this specific project only. It shall not be loaned, copied or reproduced, in whole or in part, or for any other purpose or project without the written consent of the Architect.
Copyright © 2026 by Bond Architects, Inc.


STATE OF MISSOURI
MICHAEL D. MITCHELL
NUMBER PE-2010019571
PROFESSIONAL ENGINEER
10/23/2026

MICHAEL D. MITCHELL
MO License #2010019571 | 12/31/2026
Certificate of Authority 2014035826

The Professional Architects seal affixed to this sheet applies only to the material and items shown on this sheet. All drawings, instruments or other documents not exhibiting this seal shall not be considered prepared by this architect, and this architect expressly disclaims any and all responsibility for such plan, drawings or documents not exhibiting this seal.

DATE: 10/23/2026

BID / PERMIT SET

SECOND FLOOR DEMO PLAN - AREA D

ED2.2D

10/23/2026 10:49:24 AM

SCALE: 3" = 1'-0" 0 0.25 0.5 1
SCALE: 1 1/2" = 1'-0" 0 0.5 1 2
SCALE: 1" = 1'-0" 0 0.5 1 2
SCALE: 3/4" = 1'-0" 0 1 2 3
SCALE: 1/2" = 1'-0" 0 1 2 4
SCALE: 1/4" = 1'-0" 0 2 4 8
SCALE: 1/8" = 1'-0" 0 4 8 16
SCALE: 1/16" = 1'-0" 0 8 16 32

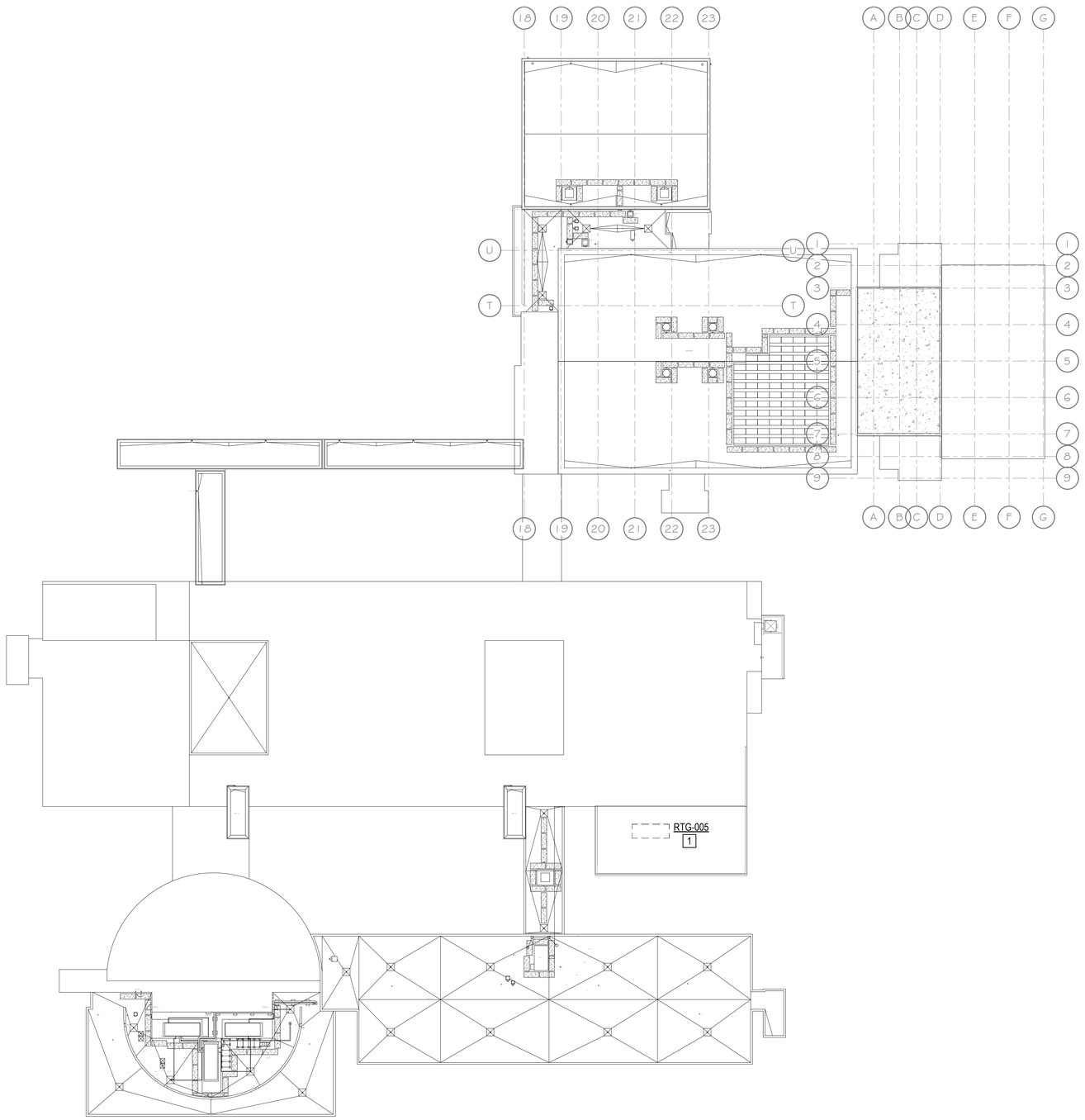


N — 1 / ED2.3 — DEMO - ROOF - ELECTRICAL
1/32" = 1'-0"

## GENERAL NOTES

A. INFORMATION ON DRAWINGS WAS OBTAINED FROM AS-BUILT DRAWINGS AND CASUAL FIELD OBSERVATION. CONTRACTOR SHALL VERIFY EXISTING CONDITIONS PRIOR TO BID.

B. CONTRACTOR SHALL REPAIR AND/OR REROUTE EXISTING CIRCUITS TO REMAIN THAT ARE DISRUPTED BY DEMOLITION.

C. CONTRACTOR SHALL PROVIDE ALL CUTTING AND PATCHING AS REQUIRED FOR EXECUTION OF ELECTRICAL WORK.

## KEYED NOTES

1 DISCONNECT EXISTING ROOF TOP UNIT RTG-005. DEMO FEEDER CONDUCTORS FROM PANELBOARD 054-PPH-003 AND REMOVE FUSES (SEE SHEET ED2.1 FOR PANEL LOCATION). RETAIN EXISTING FEEDER CONDUIT FOR REUSE.


bond architects
222 SOUTH CENTRAL AVE.
SUITE# 501
ST. LOUIS, MO 63105
TEL: 314.863.4994
FAX: 314.863.4996
www.bondarchitectsinc.com
Bond Architects, Inc.
Missouri State Certificate of Authority # 2009027409

**Cole & Associates, Inc.**
Civil Engineer
Consultant Project #26-0064
Certificate of Authority #001165
401 S. 18th St., Suite 200
St. Louis, MO 63103
314.984.9887 tel

**CASE Engineering, Inc.**
Structural Engineer
Consultant Project BDA-MO-06-26
Certificate of Authority #001498
796 Merus Ct.
Fenton, MO 63026
636.349.1600 tel

**RTM Engineering Consultants**
MEP Engineer
Consultant Project #26.B00203.2171
Certificate of Authority #2002028690
3701 S. Lindbergh Blvd.
St. Louis, MO 63127
314.725.5889 tel


West High School
14653 Clayton Rd., Ballwin, MO 63011
Parkway PN #542501B
Building Renovation & Site Improvements

Parkway School District
363 N. Woods Mill Rd., Chesterfield, MO 63017
314.415.6231 tel

Project No: 26022

Revisions

| No. | Description | Date |
|---|---|---|
| | | |


This drawing and the details on it are the sole property of the architect and may be used for this specific project only. It shall not be loaned, copied or reproduced, in whole or in part, or for any other purpose or project without the written consent of the Architect.
Copyright © 2026 by Bond Architects, Inc.


STATE OF MISSOURI
MICHAEL D. MITCHELL
NUMBER PE-2010019571
PROFESSIONAL ENGINEER
10/23/2026
MICHAEL D. MITCHELL
MO License #2010019571 | 12/31/2026
Certificate of Authority #2014035826

The Professional Architects seal affixed to this sheet applies only to the material and items shown on this sheet. All drawings, instruments or other documents not exhibiting this seal shall not be considered prepared by this architect, and this architect expressly disclaims any and all responsibility for such plan, drawings or documents not exhibiting this seal.

DATE: 10/23/2026

BID / PERMIT SET

# ROOF DEMO PLAN

# ED2.3

10/23/2026 10:49:25 AM

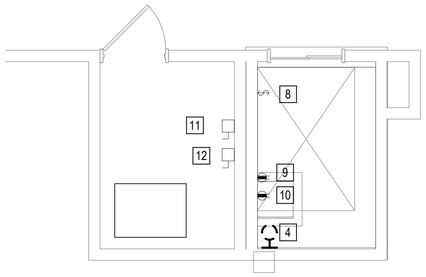


1 ED4.1 DEMO - LOWER LEVEL ELEVATOR 1B - ELECTRICAL
1/4" = 1'-0"

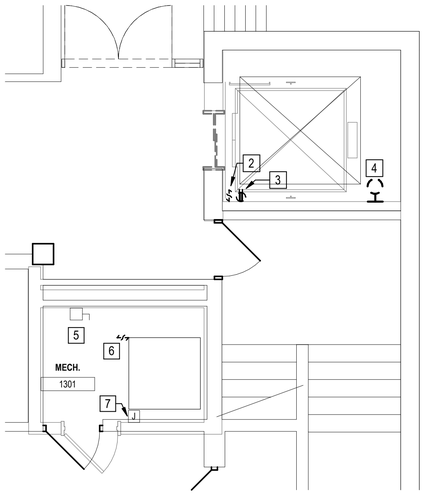


3 ED4.1 DEMO - FIRST FLOOR - ELEVATOR 1A
1/4" = 1'-0"

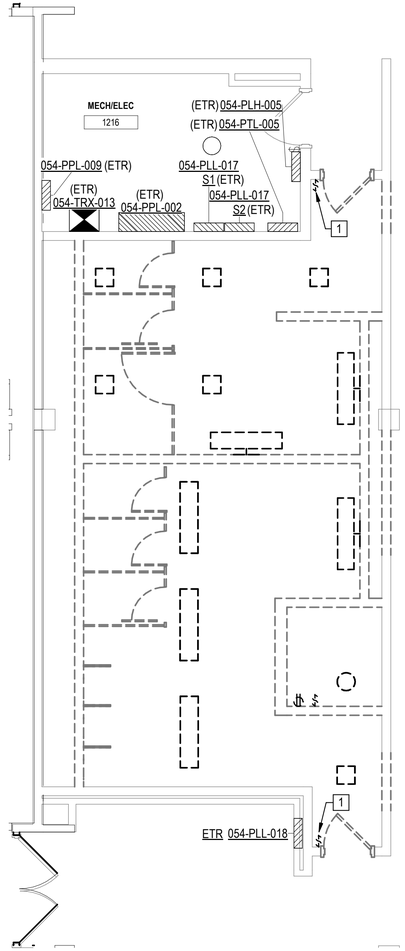


2 ED4.1 DEMO - RESTROOM FIRST FLOOR 1214 & 1215 - ELECTRICAL
1/4" = 1'-0"

## GENERAL NOTES

A. INFORMATION ON DRAWINGS WAS OBTAINED FROM AS-BUILT DRAWINGS AND CASUAL FIELD OBSERVATION. CONTRACTOR SHALL VERIFY EXISTING CONDITIONS PRIOR TO BID.

B. ALL WIRING DEVICES AND LIGHT FIXTURES SHOWN IN BOLD LINEWEIGHT SHALL BE DEMOLISHED. WIRING DEVICES AND LIGHT FIXTURES IN LIGHT LINEWEIGHT ARE EXISTING TO REMAIN.

C. CONTRACTOR SHALL DEMOLISH ALL DEVICES AT WALLS THAT ARE TO BE DEMOLISHED, REGARDLESS OF WHETHER SHOWN ON DRAWINGS, AND AS MAY BECOME NECESSARY BECAUSE OF EXISTING FIELD CONDITIONS.

D. DEMOLITION SHALL INCLUDE REMOVAL OF CIRCUIT TO THE PANELBOARD OF ORIGIN, UNLESS THE DEMOLISHED CIRCUITS SHARE A CONDUIT WITH OTHER CIRCUITS THAT REMAIN. IN SUCH CASES, DEMOLISHED CIRCUITS SHALL BE REMOVED TO THE NEAREST ACCESSIBLE JUNCTION BOX; THE WIRES SHALL BE CAPPED OFF AND MADE SAFE.

E. CONTRACTOR SHALL REPAIR AND/OR REROUTE EXISTING CIRCUITS TO REMAIN THAT ARE DISRUPTED BY DEMOLITION.

F. CONTRACTOR SHALL PROVIDE ALL CUTTING AND PATCHING AS REQUIRED FOR EXECUTION OF ELECTRICAL WORK.

## KEYED NOTES

1. DEMOLISH EXISTING LIGHT SWITCH. CIRCUIT TO BE RELOCATED TO NEW SWITCH LOCATION. SEE SHEET E4.1 FOR MORE INFORMATION.
2. REMOVE EXISTING SWITCH FOR ELEVATOR PIT LIGHT FIXTURE. RETAIN CIRCUIT FOR RELOCATION. SEE SHEET E4.1 FOR NEW WORK.
3. REMOVE EXISTING GFCI RECEPTACLE. SAVE CIRCUIT FOR REUSE. SEE SHEET E4.1 FOR NEW WORK.
4. DEMOLISH EXISTING INCANDESCENT LIGHT FIXTURE AND CIRCUIT FROM LIGHT SWITCH.
5. EXISTING DISCONNECT SWITCH FOR ELEVATOR 1A EQUIPMENT AND FEEDER FROM SWITCHBOARD 054-ESB-002 TO REMAIN. DISCONNECT EXISTING ELEVATOR CONTROLLER FOR REPLACEMENT.
6. DEMO EXISTING LIGHT SWITCH FOR ELEVATOR FAN AND CAB LIGHTS, CURRENTLY MOUNTED TO ELEVATOR CONTROLLER. PROVIDE BLANK PLATE ON OUTLET BOX. REMOVE WIRING TO JUNCTION BOX ON WALL.
7. JUNCTION BOX CONTAINS CIRCUIT FOR ELEVATOR FAN AND CAB LIGHTS.
8. EXISTING SWITCH FOR ELEVATOR PIT LIGHT FIXTURE TO REMAIN.
9. EXISTING MAINTENANCE GFCI RECEPTACLE TO REMAIN.
10. EXISTING RECEPTACLE FOR SUMP PUMP TO REMAIN.
11. EXISTING ELEVATOR POWER MODULE (BUSSMANN) FOR ELEVATOR 1B EQUIPMENT AND FEEDER FROM SWITCHBOARD 054-PLH-005 (SEE DETAIL 2, THIS SHEET FOR LOCATION) TO REMAIN. DISCONNECT EXISTING ELEVATOR CONTROLLER FOR REPLACEMENT.
12. DEMO EXISTING DISCONNECT SWITCH FOR ELEVATOR FAN AND CAB LIGHTS. RETAIN CIRCUIT FOR REUSE.


bond architects
222 SOUTH CENTRAL AVE.
SUITE# 501
ST. LOUIS, MO 63105
TEL: 314.863.4994
FAX: 314.863.4996
www.bondarchitectsinc.com
Bond Architects, Inc.
Missouri State Certificate of Authority # 2009027409

**Cole & Associates, Inc.**
Civil Engineer
Consultant Project #26-0064
Certificate of Authority #001165
401 S. 18th St., Suite 200
St. Louis, MO 63103
314.984.9887 tel

**CASE Engineering, Inc.**
Structural Engineer
Consultant Project BDA-MO-06-26
Certificate of Authority #001498
796 Merus Ct.
Fenton, MO 63026
636.349.1600 tel

**RTM Engineering Consultants**
MEP Engineer
Consultant Project #26.B00203.2171
Certificate of Authority #2002028690
3701 S. Lindbergh Blvd.
St. Louis, MO 63127
314.725.5889 tel


West High School
14653 Clayton Rd., Ballwin, MO 63011
Parkway PN #542501B
Building Renovation & Site Improvements

Parkway School District
363 N. Woods Mill Rd., Chesterfield, MO 63017
314.415.8231 tel

Project No: 26022

Revisions

| No. | Description | Date |
|---|---|---|
| | | |


This drawing and the details on it are the sole property of the architect and may be used for this specific project only. It shall not be loaned, copied or reproduced, in whole or in part, or for any other purpose or project without the written consent of the Architect.
Copyright © 2026 by Bond Architects, Inc.


STATE OF MISSOURI
MICHAEL D. MITCHELL
NUMBER PE-2010019577
PROFESSIONAL ENGINEER
10/23/2026

MICHAEL D. MITCHELL
MO License #2010019577 Exp: 12/31/2025
Certificate of Authority 2014035826

The Professional Architects seal affixed to this sheet applies only to the material and items shown on this sheet. All drawings, instruments or other documents not exhibiting this seal shall not be considered prepared by this architect, and this architect expressly disclaims any and all responsibility for such plan, drawings or documents not exhibiting this seal.

DATE: 10/23/2026

BID / PERMIT SET

# ENLARGED DEMO PLANS - ELECTRICAL

ED4.1

10/23/2026 10:49:26 AM

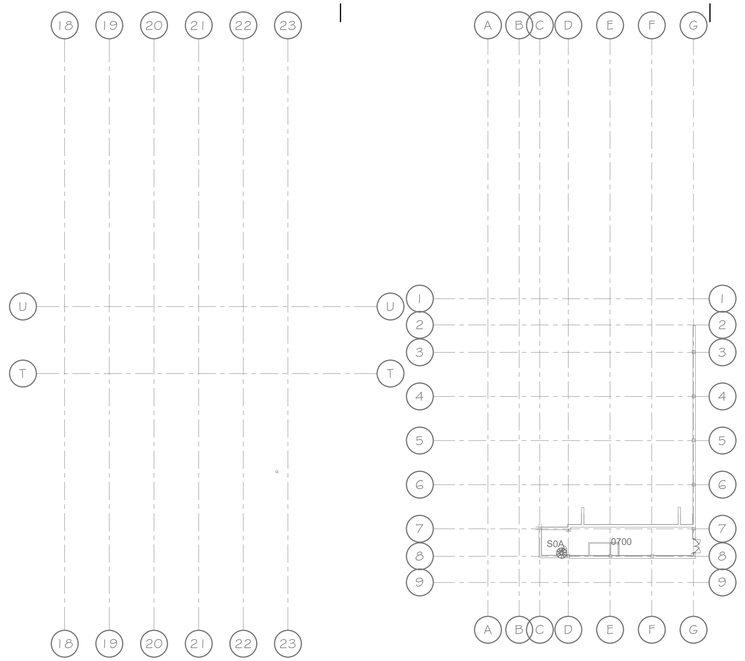


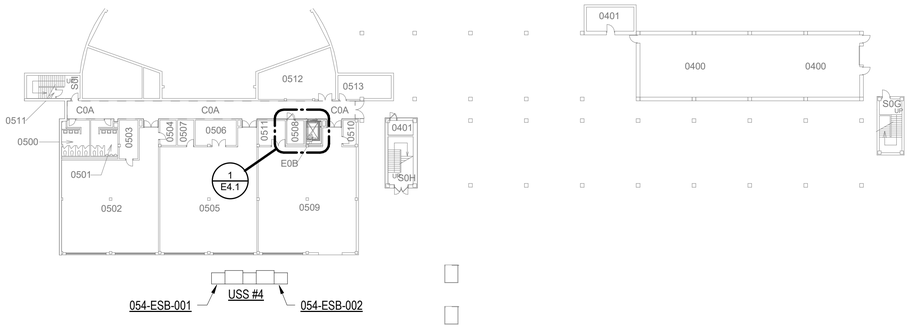


N 1 E2.0 LOWER LEVEL - OVERALL - POWER
1/32" = 1'-0"

SCALE: 3" = 1'-0" 0 0.25 0.5 1
SCALE: 1 1/2" = 1'-0" 0 0.5 1 2
SCALE: 1" = 1'-0" 0 0.5 1 2
SCALE: 3/4" = 1'-0" 0 1 2 3
SCALE: 1/2" = 1'-0" 0 1 2 4
SCALE: 1/4" = 1'-0" 0 2 4 8
SCALE: 1/8" = 1'-0" 0 4 8 16
SCALE: 1/16" = 1'-0" 0 8 16 32

10/23/2026 10:49:26 AM


bond architects
222 SOUTH CENTRAL AVE.
SUITE# 501
ST. LOUIS, MO 63105
TEL: 314.863.4994
FAX: 314.863.4996
www.bondarchitectsinc.com
Bond Architects, Inc.
Missouri State Certificate of Authority # 2009027409

**Cole & Associates, Inc.**
Civil Engineer
Consultant Project #26-0064
Certificate of Authority #001165
401 S. 18th St., Suite 200
St. Louis, MO 63103
314.984.9887 tel

**CASE Engineering, Inc.**
Structural Engineer
Consultant Project BDA-MO-06-26
Certificate of Authority #001498
796 Merus Ct.
Fenton, MO 63026
636.349.1600 tel

**RTM Engineering Consultants**
MEP Engineer
Consultant Project #26.B00203.2171
Certificate of Authority #2002028690
3701 S. Lindbergh Blvd.
St. Louis, MO 63127
314.725.5889 tel


West High School
14653 Clayton Rd., Ballwin, MO 63011
Parkway PN #542501B
Building Renovation & Site Improvements

Parkway School District
363 N. Woods Mill Rd., Chesterfield, MO 63017
314.415.6231 tel

Project No: 26022

Revisions

| No. | Description | Date |
|---|---|---|
| | | |
| | | |
| | | |
| | | |
| | | |
| | | |
| | | |


This drawing and the details on it are the sole property of the architect and may be used for this specific project only. It shall not be loaned, copied or reproduced, in whole or in part, or for any other purpose or project without the written consent of the Architect.
Copyright © 2026 by Bond Architects, Inc.


STATE OF MISSOURI
MICHAEL D. MITCHELL
NUMBER PE-2010019971
PROFESSIONAL ENGINEER
10/23/2026
MICHAEL D. MITCHELL
MO License #2010019971 12/31/2026
Certificate of Authority 2014035826

The Professional Architects seal affixed to this sheet applies only to the material and items shown on this sheet. All drawings, instruments or other documents not exhibiting this seal shall not be considered prepared by this architect, and this architect expressly disclaims any and all responsibility for such plan, drawings or documents not exhibiting this seal.

DATE: 10/23/2026

BID / PERMIT SET

# LOWER LEVEL FLOOR PLAN OVERALL

E2.0

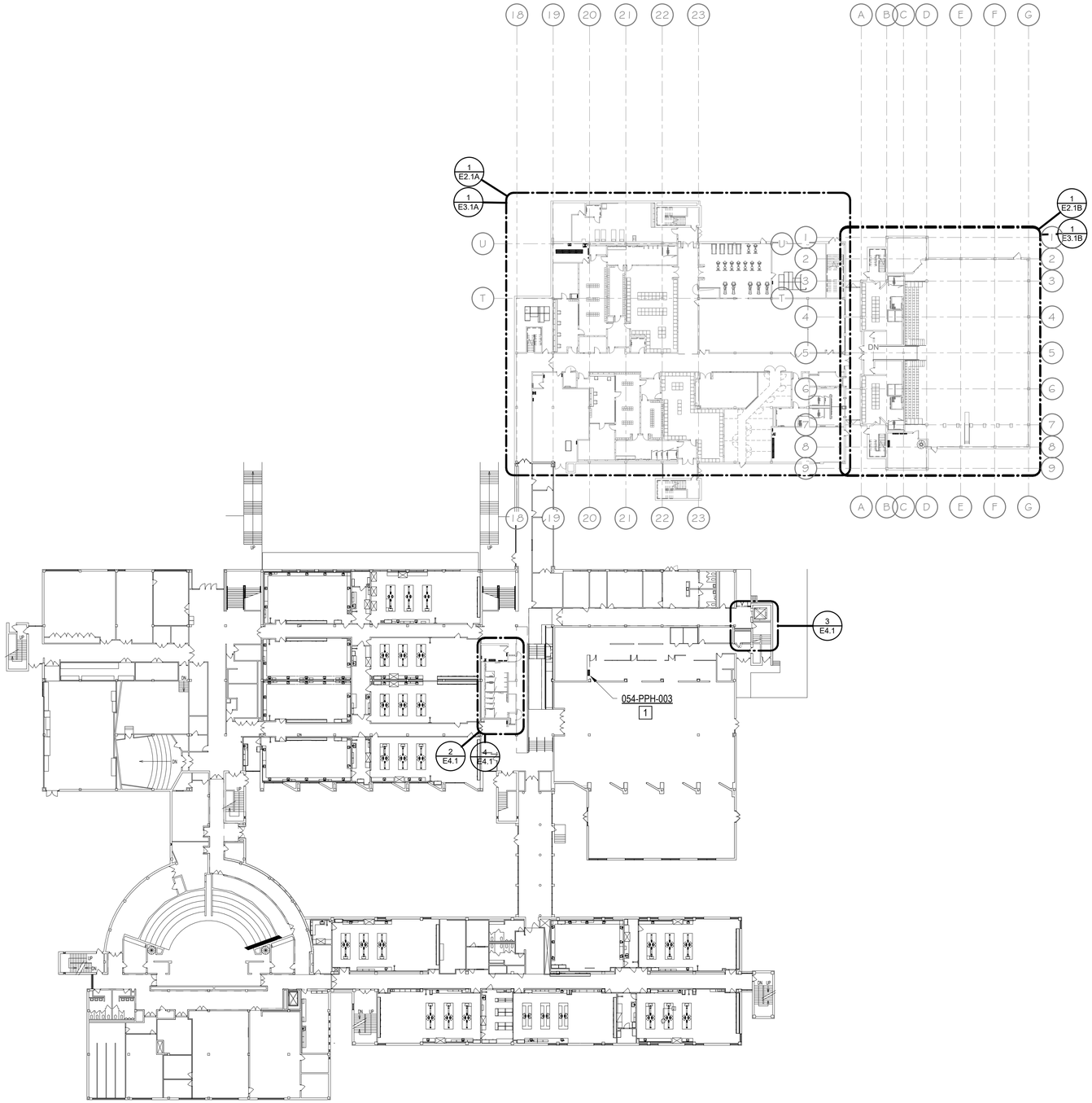


N 1 E2.1 FIRST FLOOR - OVERALL - POWER
1/32" = 1'-0"

## GENERAL NOTES

A. CONTRACTOR SHALL PROVIDE ALL CUTTING AND PATCHING AS REQUIRED FOR EXECUTION OF NEW INSTALLATION WORK.

## KEYED NOTES

1 PROVIDE THREE 25-AMP FUSES IN EXISTING PANELBOARD 054-PPH-003 FOR RTG-005. SEE SHEET E2.3 FOR MORE INFORMATION.


bond architects
222 SOUTH CENTRAL AVE.
SUITE# 501
ST. LOUIS, MO 63105
TEL: 314.863.4994
FAX: 314.863.4996
www.bondarchitectsinc.com
Bond Architects, Inc.
Missouri State Certificate of Authority # 2009027409

**Cole & Associates, Inc.**
Civil Engineer
Consultant Project #26-0064
Certificate of Authority #001165
401 S. 18th St., Suite 200
St. Louis, MO 63103
314.984.9887 tel

**CASE Engineering, Inc.**
Structural Engineer
Consultant Project BDA-MO-06-26
Certificate of Authority #001498
796 Merus Ct.
Fenton, MO 63026
636.349.1600 tel

**RTM Engineering Consultants**
MEP Engineer
Consultant Project #26.B00203.2171
Certificate of Authority #2002028690
3701 S. Lindbergh Blvd.
St. Louis, MO 63127
314.725.5889 tel


West High School
14653 Clayton Rd., Ballwin, MO 63011
Parkway PN #542501B
Building Renovation & Site Improvements

Parkway School District
363 N. Woods Mill Rd., Chesterfield, MO 63017
314.415.6231 tel

Project No: 26022

Revisions

| No. | Description | Date |
|---|---|---|
| | | |
| | | |
| | | |
| | | |
| | | |
| | | |


This drawing and the details on it are the sole property of the architect and may be used for this specific project only. It shall not be loaned, copied or reproduced, in whole or in part, or for any other purpose or project without the written consent of the Architect. Copyright © 2026 by Bond Architects, Inc.


STATE OF MISSOURI
MICHAEL D. MITCHELL
NUMBER PE-2010019957
PROFESSIONAL ENGINEER
10/23/2026

MICHAEL D. MITCHELL
MO LICENSE #2010019957 EXP 12/31/2026
Certificate of Authority 2014035826

The Professional Architects seal affixed to this sheet applies only to the material and items shown on this sheet. All drawings, instruments or other documents not exhibiting this seal shall not be considered prepared by this architect, and this architect expressly disclaims any and all responsibility for such plan, drawings or documents not exhibiting this seal.

DATE: 10/23/2026

BID / PERMIT SET

# FIRST FLOOR PLAN OVERALL

E2.1

10/23/2026 10:49:32 AM

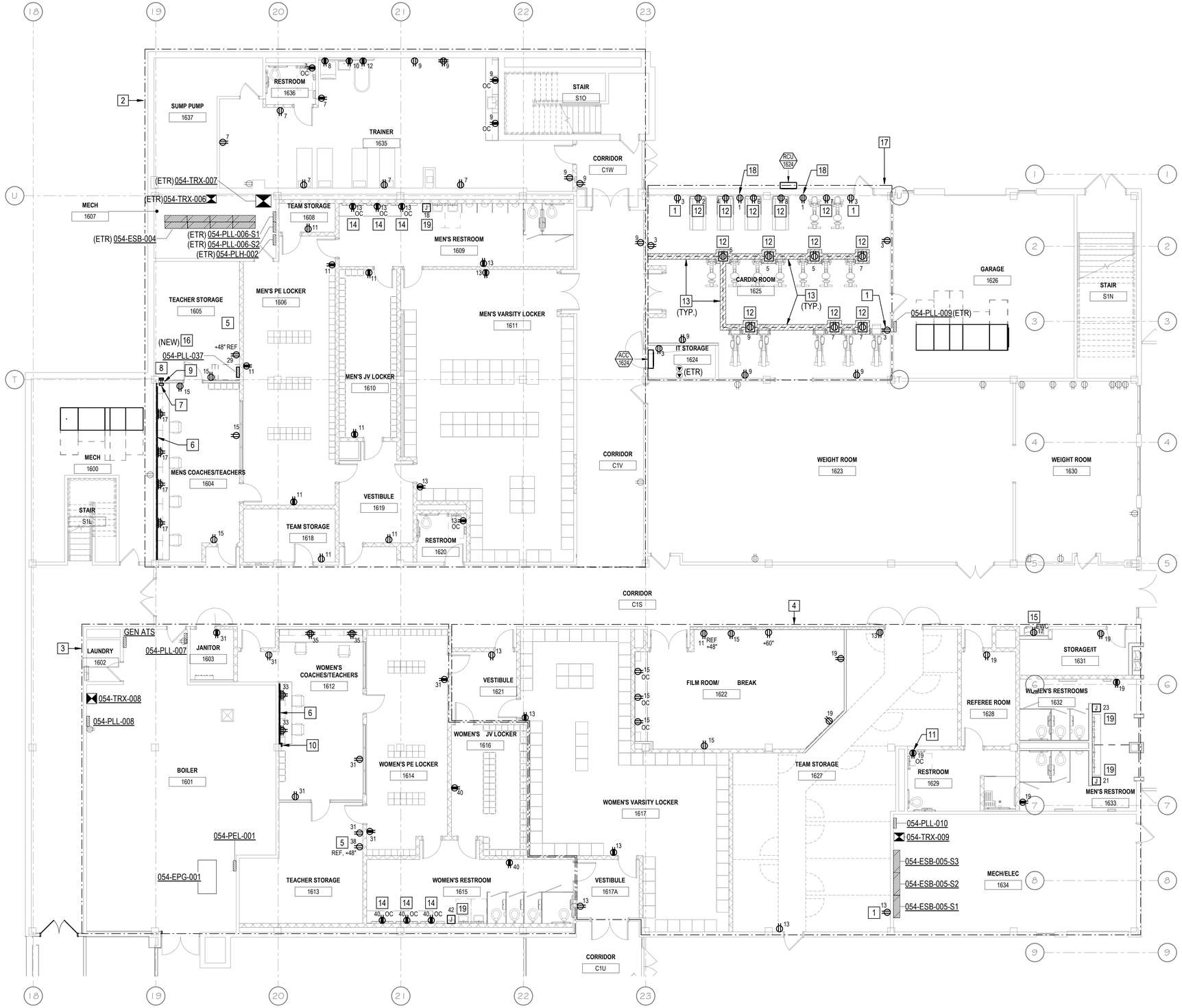


N

1 FIRST FLOOR - AREA A - POWER
E2.1A 1/8" = 1'-0"

SCALE: 3/4" = 1'-0" (0, 0.25, 0.5, 1)
SCALE: 1/2" = 1'-0" (0, 1, 2)
SCALE: 1/4" = 1'-0" (0, 2, 4, 8)
SCALE: 1/8" = 1'-0" (0, 4, 8, 16)
SCALE: 1/16" = 1'-0" (0, 8, 16, 32)

10/23/2026 10:49:35 AM

## GENERAL NOTES

A. CONTRACTOR SHALL PROVIDE ALL CUTTING AND PATCHING AS REQUIRED FOR EXECUTION OF NEW INSTALLATION WORK.

B. SEE EQUIPMENT DATA SCHEDULE ON SHEET E6.0 FOR MORE INFORMATION.

C. COORDINATE FINAL DEVICE LOCATIONS WITH ARCHITECTURAL ELEVATIONS TO AVOID OVERLAPPING PAINTING DETAILS.

## KEYED NOTES

1. REUSE EXISTING DEVICE BOX AND CONDUIT, PROVIDE DEVICE AND WIRING.
2. RECEPTACLE LOADS WITHIN THIS OUTLINE TO BE FED FROM PANEL 054-PLL-006 UNLESS SPECIFIED OTHERWISE.
3. RECEPTACLE LOADS WITHIN THIS OUTLINE TO BE FED FROM PANEL 054-PLL-007 UNLESS SPECIFIED OTHERWISE.
4. RECEPTACLE LOADS WITHIN THIS OUTLINE TO BE FED FROM PANEL 054-PLL-010 UNLESS SPECIFIED OTHERWISE.
5. COORDINATE LOCATION OF RECEPTACLE FOR REFRIGERATOR WITH OWNER PRIOR TO ROUGH-IN.
6. PROVIDE WIREMOLD 4000 SERIES DUAL CHANNEL RACEWAY (OR APPROVED EQUAL) FOR LINE VOLTAGE AND LOW VOLTAGE SYSTEMS TO BE INSTALLED ABOVE FURNITURE WORK SURFACE. PROVIDE ALL REQUIRED COMPONENTS FOR A COMPLETE AND ORGANIZED SYSTEM INCLUDING, BUT NOT LIMITED TO, RACEWAY BASE, COVER, COUPLINGS, ELBOWS, CONNECTORS, DIVIDERS, WIRE CLIPS, DEVICE MOUNTING YOKES, AND WALL PLATES. RACEWAYS AND COVERS SHALL BE CUT USING WIREMOLD 4000 SERIES RACEWAY CUTTERS (OR APPROVED EQUALS). COORDINATE RACEWAY HEIGHT AND FINAL OUTLET LOCATIONS WITH OWNER AND INSTALLATION OF FURNITURE. SEE SHEET T2.1A FOR ADDITIONAL INFORMATION.
7. PROVIDE 8"H X 8"W X 8"D NEMA 1 PAINTED SCREW COVER ENCLOSURE WITH DIVIDER TO SEPARATE LINE VOLTAGE AND LOW VOLTAGE WIRING. ENCLOSURE SHALL ADJOIN TO SURFACE RACEWAY WITH BUSHED NIPPLES (ONE 3/4" FOR POWER, ONE 1-1/4" FOR COMMUNICATIONS).
8. PROVIDE 8"H X 8"W X 8"D NEMA 1 PAINTED SCREW COVER ENCLOSURE WITH DIVIDER TO SEPARATE LINE VOLTAGE AND LOW VOLTAGE WIRING. EXTEND ONE 3/4" CONDUIT TO CEILING FOR POWER, AND ONE 1-1/4" CONDUIT TO CEILING FOR COMMUNICATIONS.
9. PROVIDE ONE 3/4" CONDUIT BETWEEN BOXES FOR POWER AND ONE 1-1/4" CONDUIT FOR COMMUNICATIONS.
10. PROVIDE SURFACE RACEWAY FITTINGS TO TRANSITION TO FRONT FACE OF COLUMN AND EXTEND TO CEILING. PROVIDE E 8"H X 8"W X 8"D NEMA 1 PAINTED SCREW COVER ENCLOSURE AT CEILING, WITH DIVIDER TO SEPARATE LINE VOLTAGE AND LOW VOLTAGE WIRING. EXTEND CIRCUITS AND DATA CABLING FROM ENCLOSURE TO ACCESSIBLE SPACE WITH CONDUIT.
11. RECEPTACLE TO BE FISHED DOWN WALL THROUGH BLOCK CELLS OR FED FROM STORAGE ROOM ON OTHER SIDE OF WALL TO AVOID SURFACE-MOUNTED CONDUIT. CUT OUTLET BOX INTO EXISTING MASONRY WALL AND PATCH.
12. COORDINATE FINAL LOCATION OF OUTLET FOR EXERCISE EQUIPMENT WITH OWNER PRIOR TO INSTALLATION.
13. SAWCUT AND PATCH EXISTING CONCRETE FLOOR FOR INSTALLATION OF FLOOR BOXES AND CIRCUITS.
14. OUTLET TO BE CENTERED BETWEEN MIRRORS. ELEVATION TO BE CENTERED BETWEEN TOP OF BACKSPLASH AND BOTTOM OF MIRROR. COORDINATE WITH ARCHITECTURAL ELEVATIONS AND CASEWORK DETAILS.
15. COORDINATE RECEPTACLE LOCATION WITH INSTALLATION INSTRUCTIONS FOR ELECTRIC WATER COOLER. ELECTRICAL CONTRACTOR IS RESPONSIBLE FOR ENSURING THAT THE RECEPTACLE AND CORD WILL NOT BE VISIBLE. GFCI PROTECTION TO BE PROVIDED BY THE CIRCUIT BREAKER.
16. PROVIDE PANELBOARD 054-PLL-037. EXTEND 3#3 AND #8 GROUND IN 1-1/4" CONDUIT FROM EXISTING 90A/3P CIRCUIT BREAKER IN PANELBOARD 054-PLL-006 (CIRCUIT 49/51/51, CURRENTLY SERVING THE LAUNDRY PANEL TO BE DEMOLISHED).
17. RECEPTACLE LOADS WITHIN THIS OUTLINE TO BE FED FROM PANEL 054-PLL-037 UNLESS SPECIFIED OTHERWISE.
18. RECEPTACLE FOR FUTURE WALL-MOUNTED TELEVISIONS. MOUNTING HEIGHT OF 8'-0". COORDINATE LOCATION WITH OWNER PRIOR TO ROUGH-IN.
19. PROVIDE JUNCTION BOX AND 120V CIRCUIT FOR ELECTRIC HAND DRYER. COORDINATE ROUGH-IN WITH ARCHITECTURAL PLANS AND ELEVATIONS.


bond architects
222 SOUTH CENTRAL AVE.
SUITE# 501
ST. LOUIS, MO 63105
TEL: 314.863.4994
FAX: 314.863.4996
www.bondarchitectsinc.com
Bond Architects, Inc.
Missouri State Certificate of Authority # 2009027409

**Cole & Associates, Inc.**
Civil Engineer
Consultant Project #26-0064
Certificate of Authority #001165
401 S. 18th St., Suite 200
St. Louis, MO 63103
314.984.9887 tel

**CASE Engineering, Inc.**
Structural Engineer
Consultant Project BDA-MO-06-26
Certificate of Authority #001498
796 Merus Ct.
Fenton, MO 63026
636.349.1600 tel

**RTM Engineering Consultants**
MEP Engineer
Consultant Project #26.B00203.2171
Certificate of Authority #2002028690
3701 S. Lindbergh Blvd.
St. Louis, MO 63127
314.725.5889 tel


West High School
14653 Clayton Rd., Ballwin, MO 63011
Parkway PN #542501B
Building Renovation & Site Improvements

Parkway School District
363 N. Woods Mill Rd., Chesterfield, MO 63017
314.415.8231 tel

Project No: 26022

Revisions

| No. | Description | Date |
|---|---|---|
| | | |


This drawing and the details on it are the sole property of the architect and may be used for this specific project only. It shall not be loaned, copied or reproduced, in whole or in part, or for any other purpose or project without the written consent of the Architect. Copyright © 2026 by Bond Architects, Inc.


STATE OF MISSOURI
MICHAEL D. MITCHELL
NUMBER PE-2010019571
PROFESSIONAL ENGINEER
MICHAEL D. MITCHELL
MO Date of Authority 12/31/2026
Certificate of Authority 2014035826
10/23/2026


The Professional Architects seal affixed to this sheet applies only to the material and items shown on this sheet. All drawings, instruments or other documents not exhibiting this seal shall not be considered prepared by this architect, and this architect expressly disclaims any and all responsibility for such plan, drawings or documents not exhibiting this seal.


DATE: 10/23/2026

BID / PERMIT SET

# FIRST FLOOR PLAN - AREA A

E2.1A

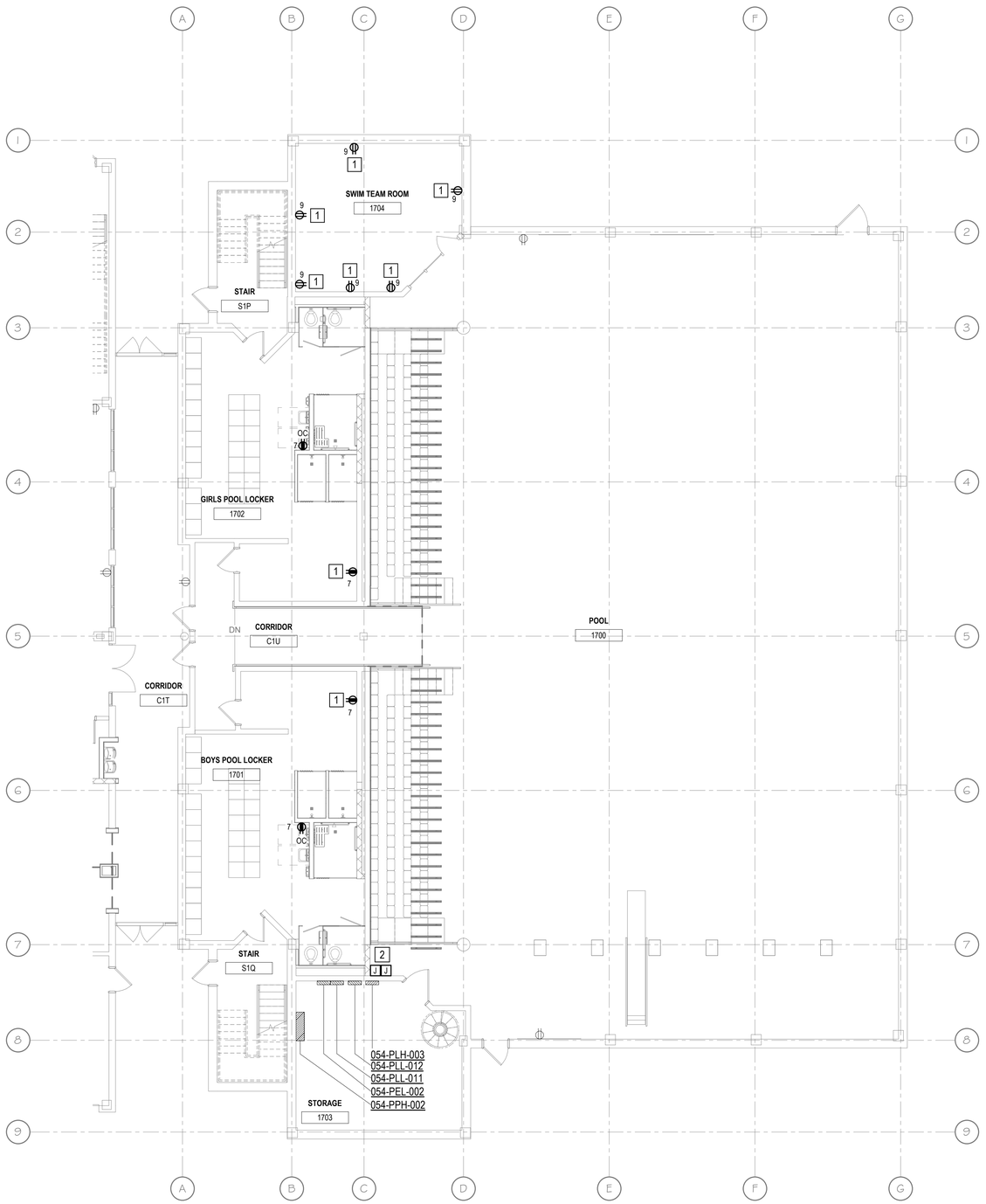


N

1 / E2.1B FIRST FLOOR - AREA B - POWER
1/8" = 1'-0"

## GENERAL NOTES

A. RECEPTACLE LOADS ON THIS SHEET TO BE FED FROM PANELBOARD 054-PLL-011 UNLESS SPECIFIED OTHERWISE.

B. CONTRACTOR SHALL PROVIDE ALL CUTTING AND PATCHING AS REQUIRED FOR EXECUTION OF NEW INSTALLATION WORK.

C. EXPOSED BOXES, CONDUIT, AND FITTINGS INSTALLED IN POOL 1700 AND CORRIDOR C1U AREAS SHALL BE NON-METALLIC. MOUNTING HARDWARE SHALL BE MADE OF CORROSION RESISTANT MATERIALS.

D. COORDINATE FINAL DEVICE LOCATIONS WITH ARCHITECTURAL ELEVATIONS TO AVOID OVERLAPPING PAINTING DETAILS.

## KEYED NOTES

1 REUSE EXISTING DEVICE BOX AND CONDUIT, PROVIDE NEW DEVICE AND WIRING.

2 PROVIDE NEW JUNCTION BOXES. RELOCATE EXISTING CIRCUITS AT JUNCTION BOXES THAT WERE DEMOLISHED (SEE SHEET ED2.1B).


bond architects
222 SOUTH CENTRAL AVE.
SUITE# 501
ST. LOUIS, MO 63105
TEL: 314.863.4994
FAX: 314.863.4996
www.bondarchitectsinc.com
Bond Architects, Inc.
Missouri State Certificate of Authority # 2009027409

**Cole & Associates, Inc.**
Civil Engineer
Consultant Project #26-0064
Certificate of Authority #001165
401 S. 18th St., Suite 200
St. Louis, MO 63103
314.984.9887 tel

**CASE Engineering, Inc.**
Structural Engineer
Consultant Project BDA-MO-06-26
Certificate of Authority #001498
796 Merus Ct.
Fenton, MO 63026
636.349.1600 tel

**RTM Engineering Consultants**
MEP Engineer
Consultant Project #26.B00203.2171
Certificate of Authority #2002028690
3701 S. Lindbergh Blvd.
St. Louis, MO 63127
314.725.5889 tel


West High School
14653 Clayton Rd., Ballwin, MO 63011
Parkway PN #542501B
Building Renovation & Site Improvements

Parkway School District
363 N. Woods Mill Rd., Chesterfield, MO 63017
314.415.8231 tel

Project No: 26022

Revisions

| No. | Description | Date |
|---|---|---|
| | | |
| | | |
| | | |
| | | |
| | | |
| | | |


This drawing and the details on it are the sole property of the architect and may be used for this specific project only. It shall not be loaned, copied or reproduced, in whole or in part, or for any other purpose or project without the written consent of the Architect. Copyright © 2026 by Bond Architects, Inc.


STATE OF MISSOURI
MICHAEL D. MITCHELL
NUMBER PE-2010019571
PROFESSIONAL ENGINEER
10/23/2026
MICHAEL D. MITCHELL
MO License #2010019571 Exp: 12/31/2026
Certificate of Authority 2014035826


The Professional Architects seal affixed to this sheet applies only to the material and items shown on this sheet. All drawings, instruments or other documents not exhibiting this seal shall not be considered prepared by this architect, and this architect expressly disclaims any and all responsibility for such plan, drawings or documents not exhibiting this seal.


DATE: 10/23/2026

BID / PERMIT SET

# FIRST FLOOR PLAN - AREA B

E2.1B

10/23/2026 10:49:36 AM

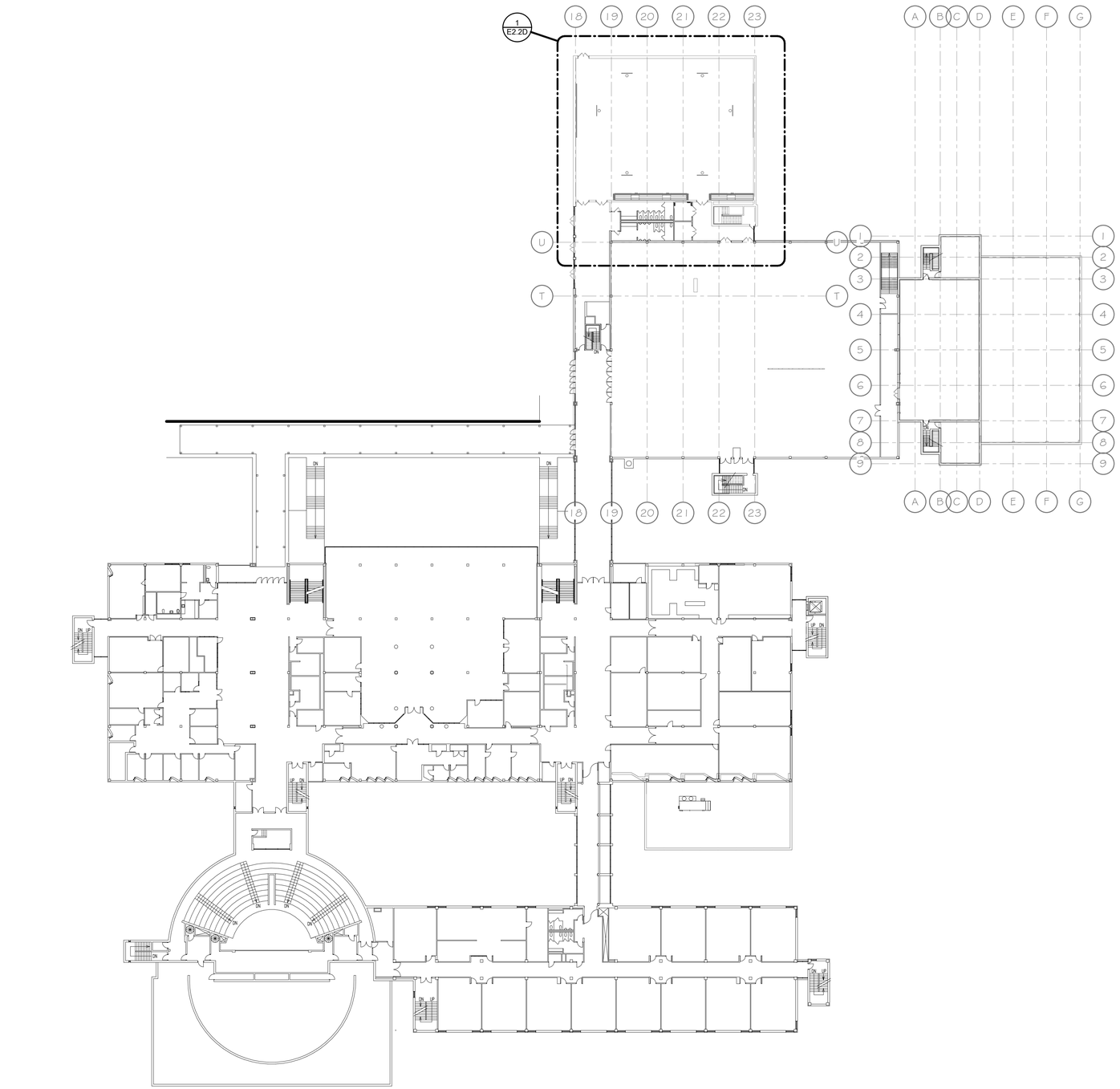


N 1 E2.2 SECOND FLOOR OVERALL - POWER
1/32" = 1'-0"

10/23/2026 10:49:37 AM

SCALE: 3" = 1'-0" 0 0.25' 0.5' 1'
SCALE: 1 1/2" = 1'-0" 0 0.5' 1' 2'
SCALE: 1" = 1'-0" 0 0.5' 1' 2'
SCALE: 3/4" = 1'-0" 0 1' 2' 3'
SCALE: 1/2" = 1'-0" 0 1' 2' 4'
SCALE: 1/4" = 1'-0" 0 2' 4' 8'
SCALE: 1/8" = 1'-0" 0 4' 8' 16'
SCALE: 1/16" = 1'-0" 0 8' 16' 32'


bond architects
222 SOUTH CENTRAL AVE.
SUITE# 501
ST. LOUIS, MO 63105
TEL: 314.863.4994
FAX: 314.863.4996
www.bondarchitectsinc.com
Bond Architects, Inc.
Missouri State Certificate of Authority # 2009027409

**Cole & Associates, Inc.**
Civil Engineer
Consultant Project #26-0064
Certificate of Authority #001165
401 S. 18th St., Suite 200
St. Louis, MO 63103
314.984.9887 tel

**CASE Engineering, Inc.**
Structural Engineer
Consultant Project BDA-MO-06-26
Certificate of Authority #001498
796 Merus Ct.
Fenton, MO 63026
636.349.1600 tel

**RTM Engineering Consultants**
MEP Engineer
Consultant Project #26.B00203.2171
Certificate of Authority #2002028690
3701 S. Lindbergh Blvd.
St. Louis, MO 63127
314.725.5889 tel


West High School
14653 Clayton Rd., Ballwin, MO 63011
Parkway PN #542501B
Building Renovation & Site Improvements

Parkway School District
363 N. Woods Mill Rd., Chesterfield, MO 63017
314.415.6231 tel

Project No: 26022

Revisions

| No. | Description | Date |
|---|---|---|
| | | |


This drawing and the details on it are the sole property of the architect and may be used for this specific project only. It shall not be loaned, copied or reproduced, in whole or in part, or for any other purpose or project without the written consent of the Architect.
Copyright © 2026 by Bond Architects, Inc.


STATE OF MISSOURI
MICHAEL D. MITCHELL
NUMBER PE-2010019577
PROFESSIONAL ENGINEER
10/23/2026
MICHAEL D. MITCHELL
MO License #2010019577 EXPIRES 12/31/2026
Certificate of Authority 2014035826

The Professional Architects seal affixed to this sheet applies only to the material and items shown on this sheet. All drawings, instruments or other documents not exhibiting this seal shall not be considered prepared by this architect, and this architect expressly disclaims any and all responsibility for such plan, drawings or documents not exhibiting this seal.

DATE: 10/23/2026

BID / PERMIT SET

# SECOND FLOOR PLAN OVERALL

E2.2

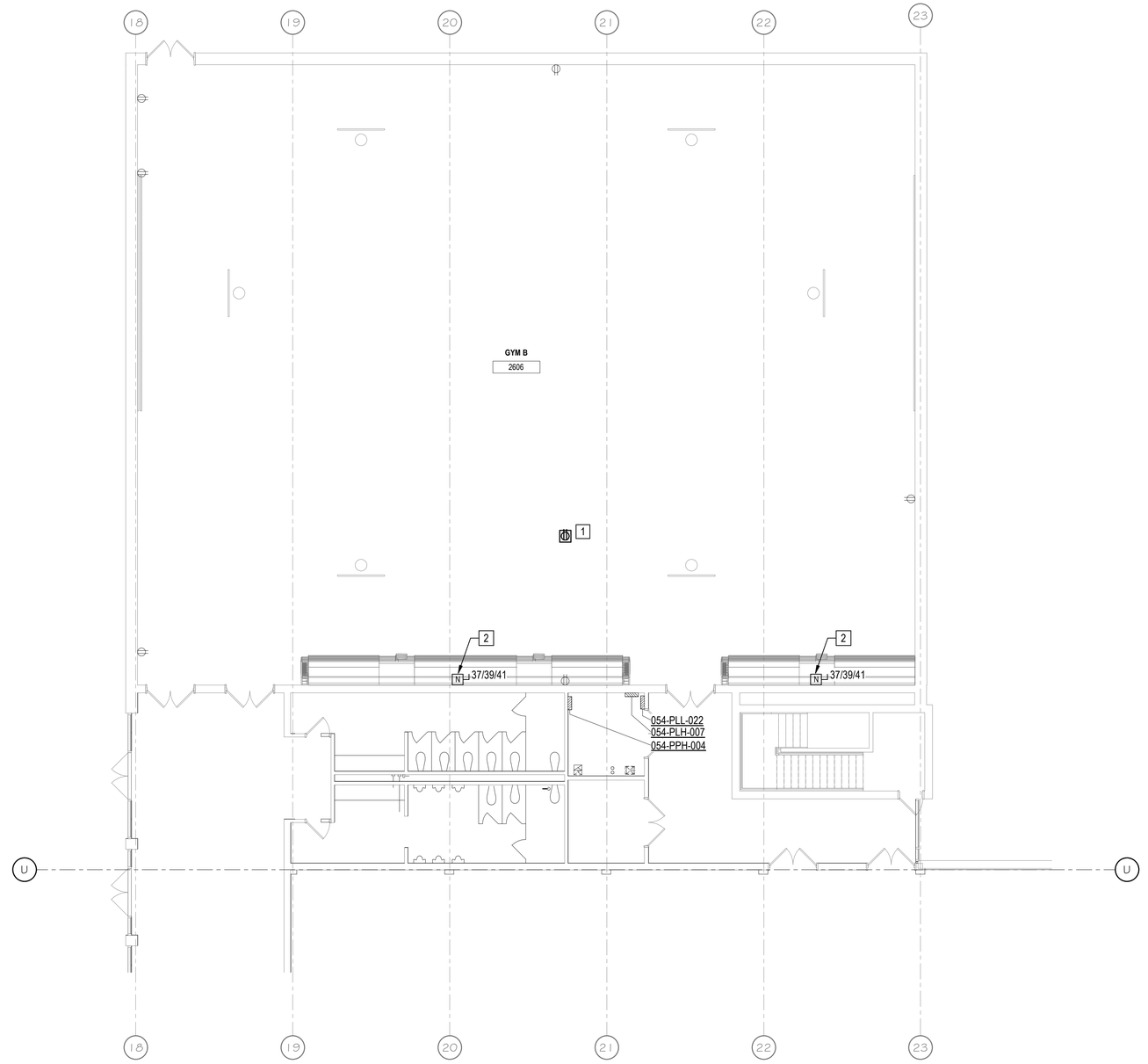


N 1 SECOND FLOOR PLAN - AREA D - POWER
E2.2D 1/8" = 1'-0"

SCALE: 3" = 1'-0" 0 0.25' 0.5' 1'
SCALE: 1 1/2" = 1'-0" 0 0.5' 1' 2'
SCALE: 1" = 1'-0" 0 0.5' 1' 2'
SCALE: 3/4" = 1'-0" 0 1' 2' 3'
SCALE: 1/2" = 1'-0" 0 1' 2' 4'
SCALE: 1/4" = 1'-0" 0 2' 4' 8'
SCALE: 1/8" = 1'-0" 0 4' 8' 16'
SCALE: 1/16" = 1'-0" 0 8' 16' 32'

10/23/2026 10:49:37 AM

## GENERAL NOTES

A. CONTRACTOR SHALL PROVIDE ALL CUTTING AND PATCHING AS REQUIRED FOR EXECUTION OF NEW INSTALLATION WORK.

B. COORDINATE FINAL DEVICE LOCATIONS WITH ARCHITECTURAL ELEVATIONS TO AVOID OVERLAPPING PAINTING DETAILS.

## KEYED NOTES

1 PROVIDE NEW SINGLE-GANG, RECESSED, CAST FLOOR BOX WITH BRASS TRIM PLATES. COORDINATE ASSEMBLY AND INSTALLATION TO BE FLUSH WITH THE NEW GYMNASIUM FLOOR. RECONNECT EXISTING CONDUIT SYSTEM(S). EXTEND 2#12 AND 1#12 GROUND IN NEW AND EXISTING CONDUIT FROM EXISTING PANELBOARD 054-PLL-022.

2 PROVIDE 30-AMP, NON-FUSED DISCONNECT SWITCH FOR NEW MOTORIZED BLEACHERS. EXTEND 3#12 AND 1#12 GRD IN EXISTING CONDUIT FROM PANELBOARD 054-PLL-022 AND MAKE CONNECTIONS TO EQUIPMENT PER MANUFACTURER'S REQUIREMENTS. PROVIDE A 20A/3P CIRCUIT BREAKER IN PANELBOARD 054-PLL-022 FOR THE CIRCUIT. ELECTRICAL CONTRACTOR SHALL CONFIRM INSTALLATION REQUIREMENTS WITH APPROVED BLEACHER SUBMITTALS AND COORDINATE WITH THE INSTALLATION OF EQUIPMENT.


bond architects
222 SOUTH CENTRAL AVE.
SUITE# 501
ST. LOUIS, MO 63105
TEL: 314.863.4994
FAX: 314.863.4996
www.bondarchitectsinc.com
Bond Architects, Inc.
Missouri State Certificate of Authority # 2009027409

**Cole & Associates, Inc.**
Civil Engineer
Consultant Project #26-0064
Certificate of Authority #001165
401 S. 18th St., Suite 200
St. Louis, MO 63103
314.984.9887 tel

**CASE Engineering, Inc.**
Structural Engineer
Consultant Project BDA-MO-06-26
Certificate of Authority #001498
796 Merus Ct.
Fenton, MO 63026
636.349.1600 tel

**RTM Engineering Consultants**
MEP Engineer
Consultant Project #26.B00203.2171
Certificate of Authority #2002028690
3701 S. Lindbergh Blvd.
St. Louis, MO 63127
314.725.5889 tel


West High School
14653 Clayton Rd., Ballwin, MO 63011
Parkway PN #542501B
Building Renovation & Site Improvements

Parkway School District
363 N. Woods Mill Rd., Chesterfield, MO 63017
314.415.8231 tel

Project No: 26022

Revisions

| No. | Description | Date |
|---|---|---|
| | | |
| | | |
| | | |
| | | |
| | | |
| | | |


This drawing and the details on it are the sole property of the architect and may be used for this specific project only. It shall not be loaned, copied or reproduced, in whole or in part, or for any other purpose or project without the written consent of the Architect.
Copyright © 2026 by Bond Architects, Inc.


STATE OF MISSOURI
MICHAEL D. MITCHELL
NUMBER PE-2010019571
PROFESSIONAL ENGINEER
10/23/2026
MICHAEL D. MITCHELL
MO License #2010019571 Expires 2/31/2026
Certificate of Authority 2014035826


The Professional Architects seal affixed to this sheet applies only to the material and items shown on this sheet. All drawings, instruments or other documents not exhibiting this seal shall not be considered prepared by this architect, and this architect expressly disclaims any and all responsibility for such plan, drawings or documents not exhibiting this seal.


DATE: 10/23/2026

BID / PERMIT SET

# SECOND FLOOR PLAN - AREA D

# E2.2D

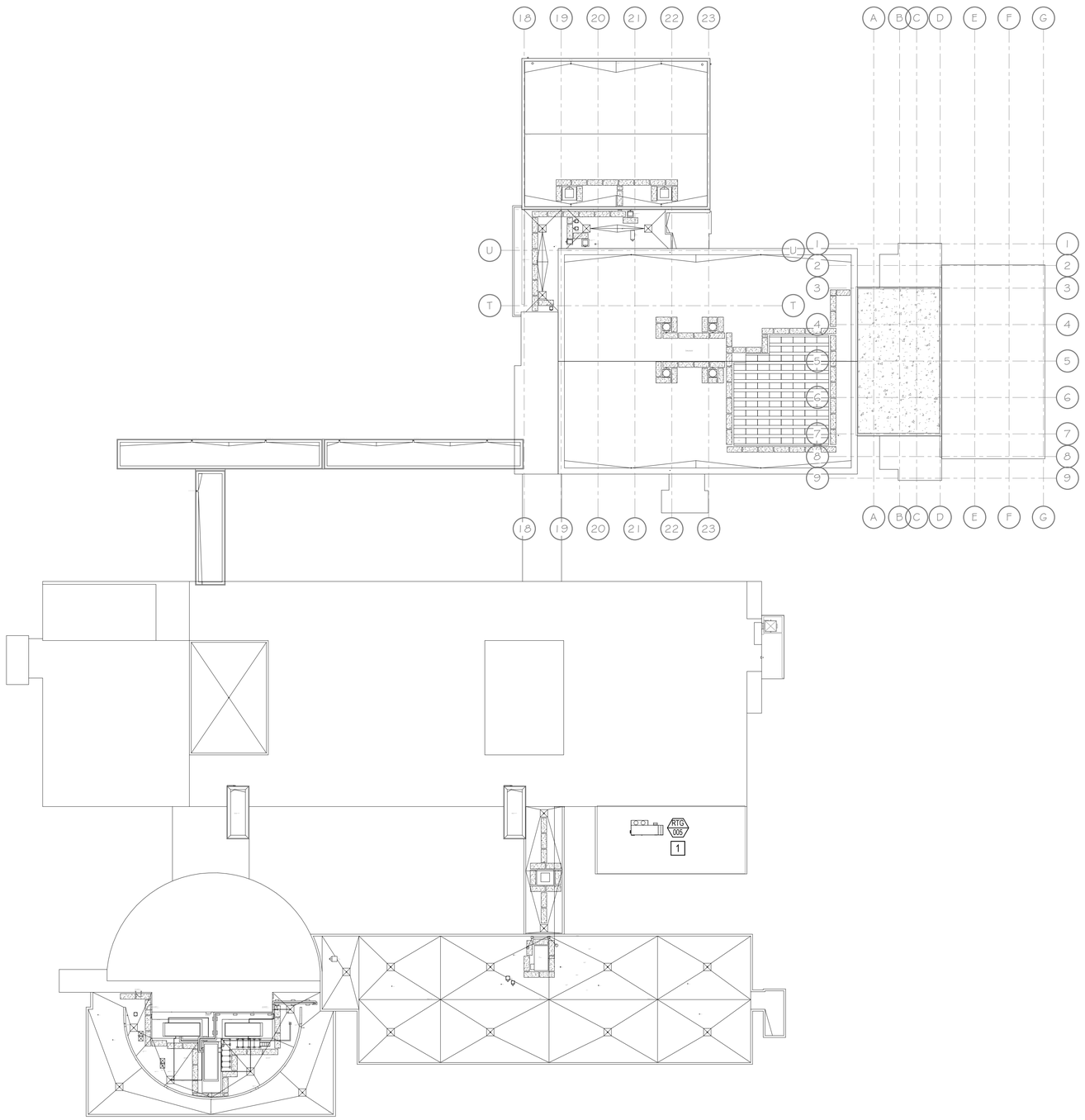


N — 1 / E2.3 — ROOF - POWER
1/32" = 1'-0"

## GENERAL NOTES

A. CONTRACTOR SHALL PROVIDE ALL CUTTING AND PATCHING AS REQUIRED FOR EXECUTION OF NEW INSTALLATION WORK.

B. SEE EQUIPMENT DATA SCHEDULE ON SHEET E6.0 FOR MORE INFORMATION.

## KEYED NOTES

1 CONNECT NEW ROOF TOP UNIT RTG-005. EXTEND EXISTING FEEDER CONDUIT AND PROVIDE NEW FEEDER CONDUCTORS FROM PANELBOARD 054-PPH-003 IN NEW AND EXISTING CONDUIT (SEE SHEET E2.1 FOR PANEL LOCATION AND ADDITIONAL SCOPE).


bond architects
222 SOUTH CENTRAL AVE.
SUITE# 501
ST. LOUIS, MO 63105
TEL: 314.863.4994
FAX: 314.863.4996
www.bondarchitectsinc.com
Bond Architects, Inc.
Missouri State Certificate of Authority # 2009027409

**Cole & Associates, Inc.**
Civil Engineer
Consultant Project #26-0064
Certificate of Authority #001165
401 S. 18th St., Suite 200
St. Louis, MO 63103
314.984.9887 tel

**CASE Engineering, Inc.**
Structural Engineer
Consultant Project BDA-MO-06-26
Certificate of Authority #001498
796 Merus Ct.
Fenton, MO 63026
636.349.1600 tel

**RTM Engineering Consultants**
MEP Engineer
Consultant Project #26.B00203.2171
Certificate of Authority #2002028690
3701 S. Lindbergh Blvd.
St. Louis, MO 63127
314.725.5889 tel


West High School
14653 Clayton Rd., Ballwin, MO 63011
Parkway PN #542501B
Building Renovation & Site Improvements

Parkway School District
363 N. Woods Mill Rd., Chesterfield, MO 63017
314.415.6231 tel

Project No: 26022

Revisions

| No. | Description | Date |
|---|---|---|
| | | |
| | | |
| | | |
| | | |
| | | |
| | | |


This drawing and the details on it are the sole property of the architect and may be used for this specific project only. It shall not be loaned, copied or reproduced, in whole or in part, or for any other purpose or project without the written consent of the Architect.
Copyright © 2026 by Bond Architects, Inc.


STATE OF MISSOURI
MICHAEL D. MITCHELL
NUMBER PE-2010019571
PROFESSIONAL ENGINEER
10/23/2026
MICHAEL D. MITCHELL
MO License #2010019571 | 12/31/2026
Certificate of Authority #2014035826

The Professional Architects seal affixed to this sheet applies only to the material and items shown on this sheet. All drawings, instruments or other documents not exhibiting this seal shall not be considered prepared by this architect, and this architect expressly disclaims any and all responsibility for such plan, drawings or documents not exhibiting this seal.

DATE: 10/23/2026

BID / PERMIT SET

# ROOF PLAN

E2.3

10/23/2026 10:49:38 AM

SCALE: 3" = 1'-0" 0 0.25' 0.5' 1'
SCALE: 1 1/2" = 1'-0" 0 0.5' 1' 2'
SCALE: 1" = 1'-0" 0 0.5' 1' 2'
SCALE: 3/4" = 1'-0" 0 1' 2' 3'
SCALE: 1/2" = 1'-0" 0 1' 2' 4'
SCALE: 1/4" = 1'-0" 0 2' 4' 8'
SCALE: 1/8" = 1'-0" 0 4' 8' 16'
SCALE: 1/16" = 1'-0" 0 8' 16' 32'

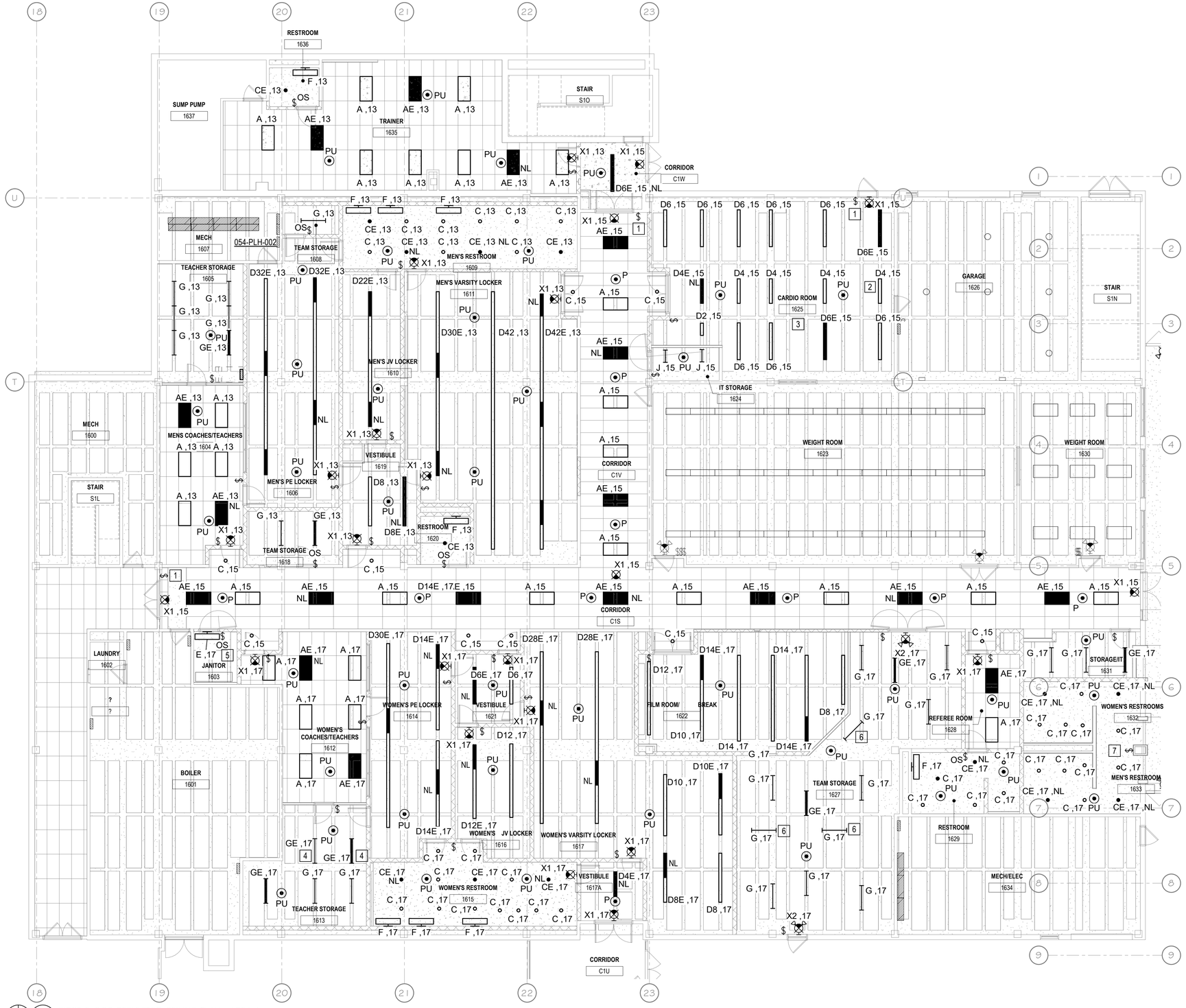


FIRST FLOOR REFLECTED CEILING PLAN - AREA A
1/8" = 1'-0"

## GENERAL NOTES

A. LIGHTING ON THIS SHEET TO BE FED FROM PANEL 054-PLH-002 UNLESS SPECIFIED OTHERWISE.

B. SEE LIGHTING CONTROL SEQUENCE OF OPERATION ON SHEET E6.2 FOR MORE INFORMATION.

C. COORDINATE FINAL DEVICE LOCATIONS WITH ARCHITECTURAL ELEVATIONS TO AVOID OVERLAPPING PAINTING DETAILS.

## KEYED NOTES

1. REUSE EXISTING DEVICE BOX AND CONDUIT, PROVIDE DEVICE AND WIRING.
2. INSTALL LIGHT FIXTURE BELOW DUCTWORK. PROVIDE STEEL STRUT SUPPORT FOR FIXTURE, SUSPENDED BELOW DUCTWORK WITH THREADED ROD FROM STRUCTURE.
3. ALL LINEAR LIGHT FIXTURES IN THIS ROOM SHALL BE SUSPENDED BY TRAPEZE ASSEMBLY AT THE SAME ELEVATION. HEIGHT SHALL BE DETERMINED BY MOUNTING FIXTURES AS HIGH AS POSSIBLE TO BE BELOW THE LOWEST DUCT IN THE ROOM.
4. LIGHT FIXTURE SHALL BE SUSPENDED BY TRAPEZE ASSEMBLY AS HIGH AS POSSIBLE BELOW HYDRONIC PIPING.
5. MOUNT LIGHT FIXTURE AT 8'-0" A.F.F.
6. LIGHT FIXTURE SHALL BE SUSPENDED BY TRAPEZE ASSEMBLY.
7. SWITCH SHALL CONTROL LIGHTS IN RESTROOM 1632, RESTROOM 1633, AND THE ENTRANCE CORRIDOR.


bond architects
222 SOUTH CENTRAL AVE.
SUITE# 501
ST. LOUIS, MO 63105
TEL: 314.863.4994
FAX: 314.863.4996
www.bondarchitectsinc.com
Bond Architects, Inc.
Missouri State Certificate of Authority # 2009027409

**Cole & Associates, Inc.**
Civil Engineer
Consultant Project #26-0064
Certificate of Authority #001165
401 S. 18th St., Suite 200
St. Louis, MO 63103
314.984.9887 tel

**CASE Engineering, Inc.**
Structural Engineer
Consultant Project BDA-MO-06-26
Certificate of Authority #001498
796 Merus Ct.
Fenton, MO 63026
636.349.1600 tel

**RTM Engineering Consultants**
MEP Engineer
Consultant Project #26.B00203.2171
Certificate of Authority #2002028690
3701 S. Lindbergh Blvd.
St. Louis, MO 63127
314.725.5889 tel


West High School
14653 Clayton Rd., Ballwin, MO 63011
Parkway PN #542501B
Building Renovation & Site Improvements

Parkway School District
363 N. Woods Mill Rd., Chesterfield, MO 63017
314.415.8231 tel

Project No: 26022

Revisions

| No. | Description | Date |
|---|---|---|
| | | |


This drawing and the details on it are the sole property of the architect and may be used for this specific project only. It shall not be loaned, copied or reproduced, in whole or in part, or for any other purpose or project without the written consent of the Architect.
Copyright © 2026 by Bond Architects, Inc.


STATE OF MISSOURI
MICHAEL D. MITCHELL
NUMBER PE-2010019971
PROFESSIONAL ENGINEER
10/23/2026
MICHAEL D. MITCHELL
MO License #2010019971 12/31/2026
Certificate of Authority 2014035926


The Professional Architects seal affixed to this sheet applies only to the material and items shown on this sheet. All drawings, instruments or other documents not exhibiting this seal shall not be considered prepared by this architect, and this architect expressly disclaims any and all responsibility for such plan, drawings or documents not exhibiting this seal.


DATE: 10/23/2026

BID / PERMIT SET

FIRST FLOOR RCP - AREA A

E3.1A

10/23/2026 10:49:40 AM

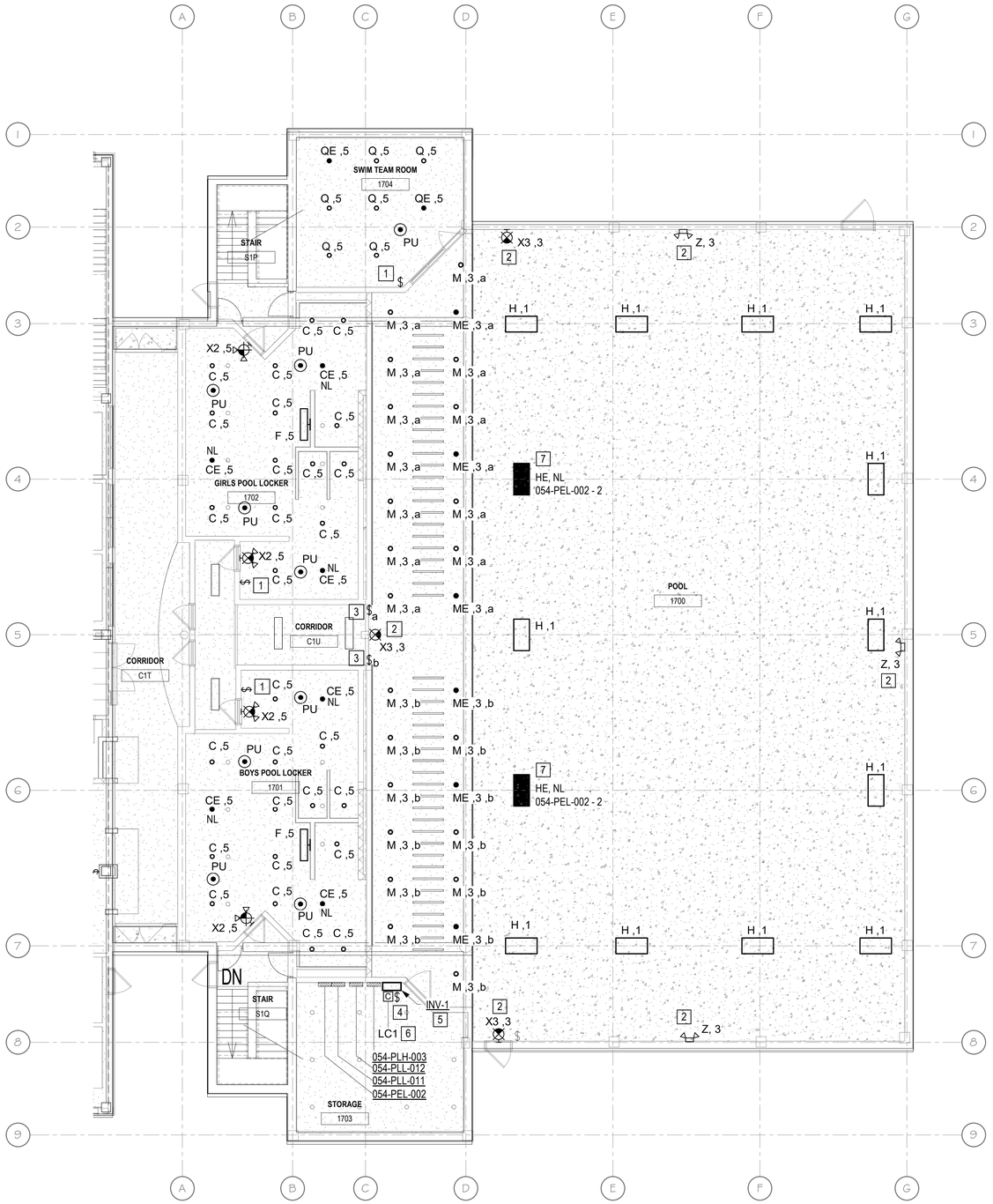


FIRST FLOOR REFLECTED CEILING PLAN - AREA B
E3.1B 1/8" = 1'-0"

## GENERAL NOTES

A. CONTRACTOR SHALL PROVIDE ALL CUTTING AND PATCHING AS REQUIRED FOR EXECUTION OF NEW INSTALLATION WORK.

B. EXPOSED BOXES, CONDUIT, AND FITTINGS INSTALLED IN POOL 1700 AND CORRIDOR C1U AREAS SHALL BE NON-METALLIC. MOUNTING HARDWARE SHALL BE MADE OF CORROSION RESISTANT MATERIALS.

C. PRIOR TO INSTALLING ANY LIGHT FIXTURE LOCATED OVER THE POOL, THE ELECTRICAL CONTRACTOR SHALL CONNECT POWER TO THE FIXTURE FOR 4-HOURS TO ATTEMPT TO REVEAL DEFECTS THAT WOULD CAUSE THE LIGHT FIXTURE TO FAIL.

D. LIGHTING LOADS ON THIS SHEET TO BE FED FROM PANELBOARD 054-PLH-003 UNLESS SPECIFIED OTHERWISE.

E. SEE LIGHTING CONTROL SEQUENCE OF OPERATION ON SHEET E6.2 FOR MORE INFORMATION.

F. COORDINATE FINAL DEVICE LOCATIONS WITH ARCHITECTURAL ELEVATIONS TO AVOID OVERLAPPING PAINTING DETAILS.

## KEYED NOTES

1. REUSE EXISTING DEVICE BOX AND CONDUIT, PROVIDE DEVICE AND WIRING.
2. PROVIDE NEW LIGHT FIXTURE AT EXISTING LOCATION. RECONNECT TO EXISTING CIRCUIT.
3. PROVIDE EXTENSION BOX OVER EXISTING OUTLET BOX AND SURFACE MOUNTED CONDUIT TO NEW OUTLET BOX AT 48" A.F.F. PROVIDE NEW LIGHT SWITCH AND WIRING TO LIGHT FIXTURES.
4. PROVIDE LIGHT SWITCH TO OPERATE LIGHTING CONTACTOR LC1.
5. PROVIDE UL 924 EMERGENCY LIGHTING INVERTER FOR POOL EMERGENCY LIGHTS. SEE LIGHT FIXTURE SCHEDULE ON SHEET E6.1 AND DETAIL 1/E7.0 FOR MORE INFORMATION.
6. LIGHTING CONTROLLER LC1 SHALL CONTROL NON-EMERGENCY TYPE "H" LIGHT FIXTURES IN POOL ROOM 1700. SEE DETAIL 1/E7.0 FOR MORE INFORMATION.
7. EMERGENCY LIGHT FIXTURE SHALL BE POWERED AND CONTROLLED BY EMERGENCY LIGHTING INVERTER. SEE DETAIL 1/E7.0 FOR MORE INFORMATION.


bond architects
222 SOUTH CENTRAL AVE.
SUITE# 501
ST. LOUIS, MO 63105
TEL: 314.863.4994
FAX: 314.863.4996
www.bondarchitectsinc.com
Bond Architects, Inc.
Missouri State Certificate of Authority # 2009027409

**Cole & Associates, Inc.**
Civil Engineer
Consultant Project #26-0064
Certificate of Authority #001165
401 S. 18th St., Suite 200
St. Louis, MO 63103
314.984.9887 tel

**CASE Engineering, Inc.**
Structural Engineer
Consultant Project BDA-MO-06-26
Certificate of Authority #001498
796 Merus Ct.
Fenton, MO 63026
636.349.1600 tel

**RTM Engineering Consultants**
MEP Engineer
Consultant Project #26.B00203.2171
Certificate of Authority #2002028690
3701 S. Lindbergh Blvd.
St. Louis, MO 63127
314.725.5889 tel


West High School
14653 Clayton Rd., Ballwin, MO 63011
Parkway PN #542501B
Building Renovation & Site Improvements

Parkway School District
363 N. Woods Mill Rd., Chesterfield, MO 63017
314.415.8231 tel

Project No: 26022

Revisions

| No. | Description | Date |
|---|---|---|
| | | |


This drawing and the details on it are the sole property of the architect and may be used for this specific project only. It shall not be loaned, copied or reproduced, in whole or in part, or for any other purpose or project without the written consent of the Architect. Copyright © 2026 by Bond Architects, Inc.


STATE OF MISSOURI
MICHAEL D. MITCHELL
NUMBER PE-2010019571
PROFESSIONAL ENGINEER
10/23/2026
MICHAEL D. MITCHELL, PE
MO LICENSE #2010019571 EXP. 12/31/2026
Certificate of Authority 2014035826

The Professional Architects seal affixed to this sheet applies only to the material and items shown on this sheet. All drawings, instruments or other documents not exhibiting this seal shall not be considered prepared by this architect, and this architect expressly disclaims any and all responsibility for such plan, drawings or documents not exhibiting this seal.

DATE: 10/23/2026

BID / PERMIT SET

# FIRST FLOOR RCP - AREA B

# E3.1B

10/23/2026 10:49:41 AM

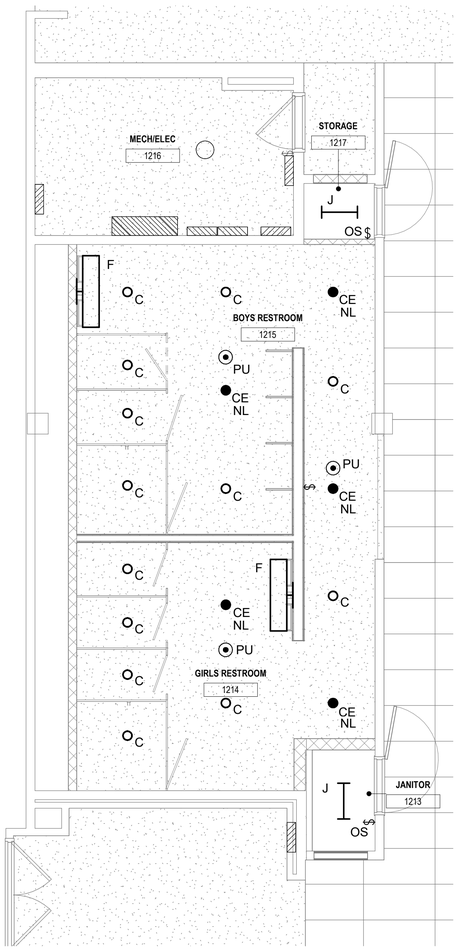


N 4 E4.1 RESTROOM FIRST FLOOR 1214 & 1215 - LIGHTING
1/4" = 1'-0" REF: 1/E2.1

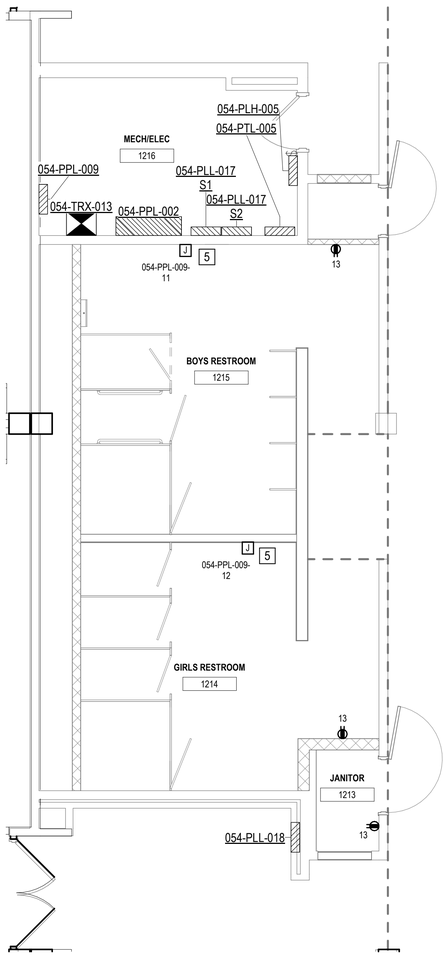


N 2 E4.1 RESTROOM FIRST FLOOR 1214 & 1215 - POWER
1/4" = 1'-0" REF: 1/E2.1

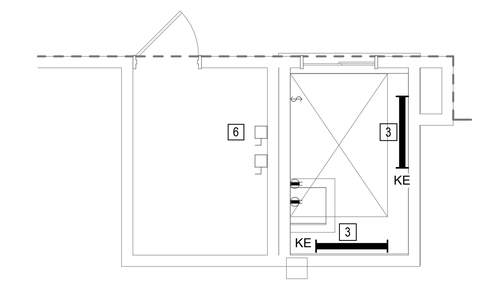


N 1 E4.1 LOWER LEVEL ELEVATOR 1B - ELECTRICAL
1/4" = 1'-0" REF: 1/E2.0

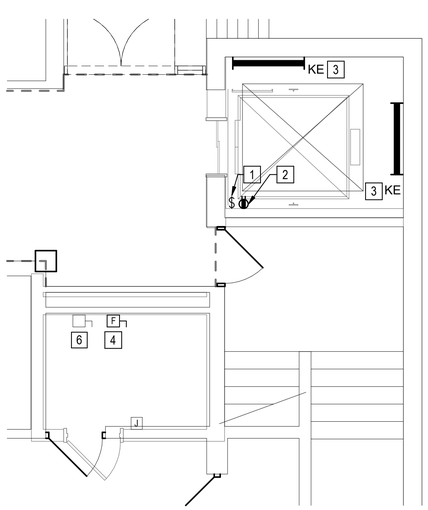


N 3 E4.1 FIRST FLOOR - ELEVATOR 1A - ELECTRICAL
1/4" = 1'-0" REF: 1/E2.1

## GENERAL NOTES

A. CONTRACTOR SHALL PROVIDE ALL CUTTING AND PATCHING AS REQUIRED FOR EXECUTION OF NEW INSTALLATION WORK.

B. RESTROOMS 1214 AND 1215, STORAGE 1217, AND JANITOR 1213 SHALL UTILIZE THE EXISTING 277V LIGHTING CIRCUIT.

C. RECEPTACLE LOADS WITHIN RESTROOMS 1214 AND 1215, AND JANITOR 1213 SHALL BE FED FROM PANEL 054-PLL-018 UNLESS SPECIFIED OTHERWISE.

D. SEE LIGHTING CONTROL SEQUENCE OF OPERATION ON SHEET E6.2 FOR MORE INFORMATION.

E. COORDINATE FINAL DEVICE LOCATIONS WITH ARCHITECTURAL ELEVATIONS TO AVOID OVERLAPPING PAINTING DETAILS.

## KEYED NOTES

1. PROVIDE A NEW LIGHT SWITCH ADJACENT TO THE EXISTING SHAFT LADDER AT APPROXIMATELY 2'-0" ABOVE FINISHED FLOOR ELEVATION (RELATIVE TO THE HALLWAY OUTSIDE THE SHAFT). EXTEND 2#12 AND 1#12 GRD FROM THE EXISTING SWITCH LOCATION.
2. PROVIDE NEW MAINTENANCE GFCI RECEPTACLE AT EXISTING OUTLET BOX. CONNECT TO EXISTING CIRCUIT. PROVIDE NEW INDUSTRIAL RAISED DEVICE COVER.
3. PROVIDE NEW WALL-MOUNTED LIGHT FIXTURE. EXTEND 4#12 (HOT-SWITCHED, HOT-UNSWITCHED, NEUTRAL, GROUND) IN 3/4" CONDUIT FROM THE LIGHT SWITCH IN THE ELEVATOR SHAFT.
4. PROVIDE 30-AMP FUSIBLE DISCONNECT SWITCH IN LOCKABLE NEMA 1 ENCLOSURE FOR ELEVATOR FAN AND CAB LIGHTS. PROVIDE (1) TYPE FRN-R FUSE, SIZED PER ELEVATOR EQUIPMENT MANUFACTURER'S REQUIREMENTS. EXTEND 2#10 AND 1#10 GRD IN 3/4" CONDUIT FROM THE EXISTING JUNCTION BOX ON THE WALL, TO THE DISCONNECT, TO THE ELEVATOR CONTROLLER, AND CONNECT PER MANUFACTURER'S REQUIREMENTS.
5. PROVIDE JUNCTION BOX AND 120V CIRCUIT FOR ELECTRIC HAND DRYER. COORDINATE ROUGH-IN WITH ARCHITECTURAL PLANS AND ELEVATIONS.
6. PROVIDE CONNECTION TO NEW ELEVATOR CONTROLLER EQUIPMENT FROM EXISTING DISCONNECT SWITCH PER MANUFACTURER'S REQUIREMENTS. ELECTRICAL CONTRACTOR SHALL REVIEW APPROVED SHOP DRAWINGS FOR NEW ELEVATOR EQUIPMENT AND PROVIDE NEW FUSES PER EQUIPMENT REQUIREMENTS.


bond architects
222 SOUTH CENTRAL AVE.
SUITE# 501
ST. LOUIS, MO 63105
TEL: 314.863.4994
FAX: 314.863.4996
www.bondarchitectsinc.com
Bond Architects, Inc.
Missouri State Certificate of Authority # 2009027409

**Cole & Associates, Inc.**
Civil Engineer
Consultant Project #26-0064
Certificate of Authority #001165
401 S. 18th St., Suite 200
St. Louis, MO 63103
314.984.9887 tel

**CASE Engineering, Inc.**
Structural Engineer
Consultant Project BDA-MO-06-26
Certificate of Authority #001498
796 Merus Ct.
Fenton, MO 63026
636.349.1600 tel

**RTM Engineering Consultants**
MEP Engineer
Consultant Project #26.B00203.2171
Certificate of Authority #2002028690
3701 S. Lindbergh Blvd.
St. Louis, MO 63127
314.725.5889 tel


West High School
14653 Clayton Rd., Ballwin, MO 63011
Parkway PN #542501B
Building Renovation & Site Improvements

Parkway School District
363 N. Woods Mill Rd., Chesterfield, MO 63017
314.415.8231 tel

Project No: 26022

Revisions

| No. | Description | Date |
|---|---|---|
| | | |
| | | |
| | | |
| | | |
| | | |
| | | |


This drawing and the details on it are the sole property of the architect and may be used for this specific project only. It shall not be loaned, copied or reproduced, in whole or in part, or for any other purpose or project without the written consent of the Architect. Copyright © 2026 by Bond Architects, Inc.


STATE OF MISSOURI
MICHAEL D. MITCHELL
NUMBER PE-2010019577
PROFESSIONAL ENGINEER
10/23/2026
MICHAEL D. MITCHELL
MO License #2010019577 Expires 12/31/2026
Certificate of Authority 2014035826


The Professional Architects seal affixed to this sheet applies only to the material and items shown on this sheet. All drawings, instruments or other documents not exhibiting this seal shall not be considered prepared by this architect, and this architect expressly disclaims any and all responsibility for such plan, drawings or documents not exhibiting this seal.


DATE: 10/23/2026

BID / PERMIT SET

# ENLARGED PLANS - ELECTRICAL

E4.1


10/23/2026 10:49:42 AM

# EQUIPMENT DATA SCHEDULE

| PLAN MARK | EQUIPMENT | LOCATION | FURNISH BY (1) | MOTOR OR EQUIPMENT DATA | | | FED FROM | BRANCH CIRCUIT (3) | DISCONNECT SWITCH AT EQUIPMENT | | | | | STARTER | | | | | | | | REMARKS (7) # |
|---|---|---|---|---|---|---|---|---|---|---|---|---|---|---|---|---|---|---|---|---|---|---|
| | | | | HP/KW/A (2) | VOLTS/ PHASE | INST.BY/ CONN.BY (1) | | | TYPE (4) | NEMA ENCLOS. TYPE | SWITCH/ FUSE SIZE | FURNISH. BY (1) | INST.BY/ CONN.BY (1) | NEMA SIZE | TYPE (5) | NEMA ENCLOS. TYPE | SWITCH/ FUSE SIZE | ACCESS. (6) | FURNISH. BY (1) | CONN.B Y (1) | CONTROL WIRING BY (1) | |
| RTG-005 | ROOF TOP UNIT | ROOF - SEE PLANS | 23 | 17.7 A | 480/3 | 23/26 | 054-PPH-003 | 3#10, 1#10 GRD, 3/4" C. | -- | -- | -- | 23 | 23/26 | -- | VFD | -- | -- | -- | 23 | 26 | 23 | 1 |
| AHU-006 | AIR HANDLING UNIT | MECHANICAL ROOM 1600 | 23 | 7.5 A | 480/3 | 23/26 | 054-ESB-004 | 3#12, 1#12 GRD, 3/4" C. | -- | -- | -- | 23 | 23/26 | -- | VFD | -- | -- | -- | 23 | 26 | 23 | 1 2 |
| AHU-007 | AIR HANDLING UNIT | GARAGE 1626 | 23 | 7.5 A | 480/3 | 23/26 | 054-ESB-004 | 3#12, 1#12 GRD, 3/4" C. | -- | -- | -- | 23 | 23/26 | -- | VFD | -- | -- | -- | 23 | 26 | 23 | 1 2 |
| ACC-1624 | DUCTLESS SPLIT SYSTEM - FAN COIL UNIT | IT STORAGE 1624 | 23 | -- | 208/1 | 23/26 | RCU-1624 | 2#10, 1#10 GRD, 3/4" C. | NF | NEMA 1 | 30A / - | 26 | 26/26 | -- | -- | -- | -- | -- | -- | -- | 23 | 4 |
| RCU-1624 | DUCTLESS SPLIT SYSTEM - REMOTE CONDENSING UNIT | EXTERIOR - SEE SHEET E2.1A | 23 | 12.8 A | 208/1 | 23/26 | 054-PLL-006-S1 CKT 24/26 | 2#10, 1#10 GRD, 3/4" C. | NF | NEMA 3R | 30A / - | 26 | 26/26 | -- | -- | -- | -- | -- | -- | -- | 23 | 3 4 |

(1) SPECIFICATION DIVISION NUMBER:
DIVISION 22 - PLUMBING
DIVISION 23 - MECHANICAL
DIVISION 26 - ELECTRICAL
GC - GENERAL CONTRACTOR

(2) HORSEPOWER (HP) IS SHOWN UNLESS AMPS(A) OR KILOWATTS (KW) ARE CALLED OUT.

(3) REFER TO FEEDER SCHEDULE WHEN THIS COLUMN CONTAINS A FEEDER DESIGNATION INSTEAD OF CONDUCTOR SIZE.

(4) CB - CIRCUIT BREAKR ENCL.
NF - NON FUSED
F- FUSED
TOG - TOGGLE

(5) STARTER TYPE:
COMB1 - COMBINATION FULL VOLTAGE NON-REVERSING MAGNETIC STARTER WITH NON-FUSED DISCONNECT SWITCH.
COMB2 - COMBINATION FULL VOLTAGE NON-REVERSING MAGNETIC STARTER WITH FUSED DISCONNECT SWITCH.
COMB3 - COMBINATION FULL VOLTAGE NON-REVERSING MAGNETIC STARTER WITH THERMAL MAGNETIC MOLDED CASE CIRCUIT BREAKER DISCONNECT.
COMB4 - COMBINATION FULL VOLTAGE NON-REVERSING MAGNETIC STARTER WITH MAGNETIC ONLY MOLDED CASE CIRCUIT BREAKER DISCONNECT.
FVNR - FULL VOLTAGE NON-REVERSING MAGNETIC STARTER WITHOUT DISCONNECT.
MAN - MANUAL STARTER WITH PILOT LIGHT.
SDS - STAR DELTA STARTER.
PWCP - PREWIRED CONTROL PANEL.
VFD - VARIABLE FREQUENCY DRIVE.
2S2W - 2 SPEED, 2 WINDING
2S1W - 2 SPEED, SINGLE WINDING
SC - SPEED CONTROLLER

(6) ACCESSORIES:
HOAP - HOA WITH PILOT LIGHT
PB - START/STOP PUSH BUTTON (MOMENTARY CONTACT)

ALL MAGNETIC AND SOLID STATE STARTERS ARE TO BE EQUIPPED WITH AUXILIARY CONTACTS, PILOT LIGHTS AND FUSED CONTROL POWER TRANSFORMERS. SEE SPECIFICATIONS FOR ADDITIONAL INFORMATION.

(7) KEY TO REMARKS:
(1) FIRE ALARM INTERLOCK
(2) INTEGRAL DISCONNECT SWITCH
(3) MOUNT DISCONNECT SWITCH ON EQUIPMENT HOUSING
(4) INTEGRAL MOTOR STARTER/VFD
(5) POWER TO THIS UNIT IS FED FROM THE OUTDOOR UNIT

KEYED NOTES

1 PROVIDE SINGLE-POINT CONNECTION TO EQUIPMENT.

2 PROVIDE (3) NEW FUSES AT 054-ESB-004 FOR CONNECTION OF NEW EQUIPMENT.

3 PROVIDE A 20A/2P CIRCUIT BREAKER IN 054-PLL-006 S1.

4 PROVIDE TWO (2) DISCONNECT SWITCHES FOR RCU-1624. ONE DISCONNECT SHALL BE INSTALLED AT ACC-1624 AND THE OTHER AT RCU-1624. THE SWITCHES SHALL BE WIRED IN SERIES SO THAT OPENING EITHER SWITCH DE-ENERGIZES RCU-1624 AND ITS CONTROLS TO ACC-1624. ACC-1624 IS FED FROM RCU-1624 AND IS THEREFORE ALSO DE-ENERGIZED WHEN EITHER DISCONNECT FOR RCU-1624 IS OPENED.

# LIGHT FIXTURE SCHEDULE

| PLAN MARK | DESCRIPTION | MANUFACTURER | CATALOG NUMBER | ACCESSORIES AND REMARKS | LUMINAIRE VOLTAGE | LIGHT SOURCE INFORMATION | | | MAXIMUM INPUT WATTS |
|---|---|---|---|---|---|---|---|---|---|
| | | | | | | TYPE | LUMENS | COLOR TEMP | |
| A | 2 X 4 RECESSED TROFFER WITH PRISMATIC LENS | METALUX | 24GR-LD5-48-F1-UNV-L840-CD | | UNV | LED | 4821 | 4000K | 37.4 |
| | | LITHONIA | APPROVED EQUAL | | | | | | |
| | | DAYBRITE | APPROVED EQUAL | | | | | | |
| AE | 2 X 4 RECESSED TROFFER WITH PRISMATIC LENS AND EMERGENCY BATTERY | METALUX | 24GR-LD5-48-F1-UNV-EL14W-L840-CD | PROVIDE EMERGENCY BATTERY WITH TEST BUTTON. | UNV | LED | 4821 | 4000K | 37.4 |
| | | LITHONIA | APPROVED EQUAL | | | | | | |
| | | DAYBRITE | APPROVED EQUAL | | | | | | |
| C | 6" RECESSED DOWNLIGHT | HALO COMMERCIAL | HC6-15-D010-HM6-80-61-WD-H | | UNV | LED | 1480 | 4000K | 13.3 |
| | | LITHONIA | APPROVED EQUAL | | | | | | |
| | | DAYBRITE | APPROVED EQUAL | | | | | | |
| CE | 6" RECESSED DOWNLIGHT WITH EMERGENCY BATTERY | HALO COMMERCIAL | HC6-15-D010-IEM14-HM6-80-61-WD-H | PROVIDE EMERGENCY BATTERY WITH TEST BUTTON. | UNV | LED | 1480 | 4000K | 13.3 |
| | | LITHONIA | APPROVED EQUAL | | | | | | |
| | | DAYBRITE | APPROVED EQUAL | | | | | | |
| Dxx DxxE | SURFACE MOUNT LINEAR SURFACE MOUNT LINEAR WITH EMERGENCY BATTERY | FOCAL POINT | FSM4LS PD05 625LF 40K 1C UNV LD1 SM WH | "xx" IN FIXTURE TYPE DENOTES LENGTH. SEE PLANS FOR FIXTURE TYPES AND LENGTHS. FOR FIXTURES NOTED AS EMERGENCY (DxxE), PROVIDE EMERGENCY BATTERY TO ILLUMINATE SECTIONS OF LIGHT FIXTURE AS SHOWN ON PLANS. PROVIDE WITH TEST BUTTON. | UNV | LED | 625L/FT | 4000K | 6.25/FT |
| | | LITHONIA | APPROVED EQUAL | | | | | | |
| | | DAYBRITE | APPROVED EQUAL | | | | | | |
| E | 4' WALL MOUNTED FIXTURE | METALUX | 4BCLED-LD4-32SL-F-UNV-L840-CD-1 | FIXTURE SHALL BE MOUNTED OVER DOOR AT 8'-0" ABOVE FINISHED FLOOR. | UNV | LED | 3200 | 4000K | 27.6 |
| | | LITHONIA | APPROVED EQUAL | | | | | | |
| | | DAYBRITE | APPROVED EQUAL | | | | | | |
| F | 4' WALL MOUNTED VANITY FIXTURE | METALUX | 4BCLED-LD4-20SL-F-UNV-L840-CD-1 | FIXTURE SHALL BE MOUNTED 6" ABOVE MIRROR; COORDINATE WITH ARCHITECTURAL ELEVATIONS. | UNV | LED | 2000 | 4000K | 17.1 |
| | | LITHONIA | APPROVED EQUAL | | | | | | |
| | | DAYBRITE | APPROVED EQUAL | | | | | | |
| G | 4' LENSED STRIP LIGHT | METALUX | 4SNLED-LD5-44HL-LW-UNV-L840-CD-1 | | UNV | LED | 4412 | 4000K | 37 |
| | | LITHONIA | APPROVED EQUAL | | | | | | |
| | | DAYBRITE | APPROVED EQUAL | | | | | | |

SCALE: 3" = 1'-0" 0 0.25 0.5 1
SCALE: 1 1/2" = 1'-0" 0 0.5 1 2
SCALE: 1" = 1'-0" 0 0.5 1 2
SCALE: 3/4" = 1'-0" 0 1 2 3
SCALE: 1/2" = 1'-0" 0 1 2 4
SCALE: 1/4" = 1'-0" 0 2 4 8
SCALE: 1/8" = 1'-0" 0 4 8 16
SCALE: 1/16" = 1'-0" 0 8 16 32

10/23/2026 10:49:43 AM


bond architects
222 SOUTH CENTRAL AVE.
SUITE# 501
ST. LOUIS, MO 63105
TEL: 314.863.4994
FAX: 314.863.4996
www.bondarchitectsinc.com
Bond Architects, Inc.
Missouri State Certificate of Authority # 2009027409

**Cole & Associates, Inc.**
Civil Engineer
Consultant Project #26-0064
Certificate of Authority #001165
401 S. 18th St., Suite 200
St. Louis, MO 63103
314.984.9887 tel

**CASE Engineering, Inc.**
Structural Engineer
Consultant Project BDA-MO-06-26
Certificate of Authority #001498
796 Merus Ct.
Fenton, MO 63026
636.349.1600 tel

**RTM Engineering Consultants**
MEP Engineer
Consultant Project #26.B00203.2171
Certificate of Authority #2002028690
3701 S. Lindbergh Blvd.
St. Louis, MO 63127
314.725.5889 tel


West High School
14653 Clayton Rd., Ballwin, MO 63011
Parkway PN #542501B
Building Renovation & Site Improvements

Parkway School District
363 N. Woods Mill Rd., Chesterfield, MO 63017
314.415.8231 tel

Project No: 26022

Revisions

| No. | Description | Date |
|---|---|---|
| | | |


This drawing and the details on it are the sole property of the architect and may be used for this specific project only. It shall not be loaned, copied or reproduced, in whole or in part, or for any other purpose or project without the written consent of the Architect.
Copyright © 2026 by Bond Architects, Inc.


STATE OF MISSOURI
MICHAEL D. MITCHELL
NUMBER PE-2010019973
PROFESSIONAL ENGINEER
10/23/2026
MICHAEL D. MITCHELL
MO License #2010019973 | 12/31/2026
Certificate of Authority #2014035926


The Professional Architects seal affixed to this sheet applies only to the material and items shown on this sheet. All drawings, instruments or other documents not exhibiting this seal shall not be considered prepared by this architect, and this architect expressly disclaims any and all responsibility for such plan, drawings or documents not exhibiting this seal.


DATE: 10/23/2026

BID / PERMIT SET

ELECTRICAL - SCHEDULES

E6.0

# LIGHT FIXTURE SCHEDULE (CONTINUED)

| PLAN MARK | DESCRIPTION | MANUFACTURER | CATALOG NUMBER | ACCESSORIES AND REMARKS | LUMINAIRE VOLTAGE | LIGHT SOURCE INFORMATION | | | MAXIMUM INPUT WATTS |
|---|---|---|---|---|---|---|---|---|---|
| | | | | | | TYPE | LUMENS | COLOR TEMP | |
| GE | 4' LENSED STRIP LIGHT | METALUX | 4SNLED-LD5-44HL-LW-UNV-EL14W-L840-CD-1 | PROVIDE EMERGENCY BATTERY WITH TEST BUTTON. | UNV | LED | 4412 | 4000 | 37 |
| | | LITHONIA | APPROVED EQUAL | | | | | | |
| | | DAYBRITE | APPROVED EQUAL | | | | | | |
| H | LED NATATORIUM HIGH BAY FIXTURE | LUX DYNAMICS | IK10+ L 3-30LM S A 840 2 U10 B WA COR* | PROVIDE CORROSION RESISTANT MOUNTING HARDWARE FOR INSTALLATION TO STEEL BEAM. | UNV | LED | 28790 | 4000K | 201 |
| | | LITHONIA | APPROVED EQUAL | | | | | | |
| | | DAYBRITE | APPROVED EQUAL | | | | | | |
| HE | EMERGENCY LED NATATORIUM HIGH BAY FIXTURE | LUX DYNAMICS | IK10+ L 3-30LM S A 840 2 U10 B WA COR* | PROVIDE CORROSION RESISTANT MOUNTING HARDWARE FOR INSTALLATION TO STEEL BEAM. EMERGENCY OPERATION TO BE PROVIDED BY EMERGENCY LIGHTING INVERTER INV-1. | UNV | LED | 28790 | 4000K | 201 |
| | | LITHONIA | APPROVED EQUAL | | | | | | |
| | | DAYBRITE | APPROVED EQUAL | | | | | | |
| INV-1 | EMERGENCY LIGHTING INVERTER SYSTEM, UL 924 | MEYERS | LV-3-R-1-S-S2001-LVST | 550W MINIMUM EMERGENCY LIGHTING INVERTER, SWITCHED, UL 924 RATED, SINGLE CIRCUIT. | - | - | - | - | - |
| | | IOTA | APPROVED EQUAL | | | | | | |
| | | LIGHTALARMS | APPROVED EQUAL | | | | | | |
| J | 2' LENSED STRIP LIGHT | METALUX | 2SNLED-LD5-30HL-LW-UNV-L840-CD-1 | | UNV | LED | 2975 | 4000K | 27 |
| | | LITHONIA | APPROVED EQUAL | | | | | | |
| | | DAYBRITE | APPROVED EQUAL | | | | | | |
| KE | WALL MOUNTED FIXTURE WITH EMERGENCY BATTERY | METALUX | 4SNLED-LD5-54HL-LW-UNV-EL14W-L840-CD-1 | PROVIDE EMERGENCY BATTERY WITH TEST BUTTON. | UNV | LED | 5028 | 4000K | 43 |
| | | LITHONIA | APPROVED EQUAL | | | | | | |
| | | DAYBRITE | APPROVED EQUAL | | | | | | |
| M | 6" RECESSED DOWNLIGHT - POOL | KIRLIN LIGHTING | LRC-06LDN-1000L-277-RND-WFL-40K-45-DA-NAT | FIXTURE TO BE RATED FOR USE IN NATATORIUMS. | 277 | LED | 1000 | 4000K | 10.7 |
| | | APPROVED EQUAL | APPROVED EQUAL | | | | | | |
| | | APPROVED EQUAL | APPROVED EQUAL | | | | | | |
| ME | 6" RECESSED DOWNLIGHT - POOL WITH EMERGENCY BATTERY | KIRLIN LIGHTING | LRC-06LDN-1000L-277-RND-WFL-40K-EM-45-DA-NAT | FIXTURE TO BE RATED FOR USE IN NATATORIUMS. PROVIDE EMERGENCY BATTERY WITH REMOTE TEST BUTTON. | 277 | LED | 1000 | 4000K | 10.7 |
| | | APPROVED EQUAL | APPROVED EQUAL | | | | | | |
| | | APPROVED EQUAL | APPROVED EQUAL | | | | | | |
| Q | 6" RECESSED DOWNLIGHT | HALO | HC56R-20-D010 HM6R-0525-840-62R-MD-H-WF | | 120 | LED | 2305 | 4000K | 20 |
| | | APPROVED EQUAL | APPROVED EQUAL | | | | | | |
| | | APPROVED EQUAL | APPROVED EQUAL | | | | | | |
| QE | 6" RECESSED DOWNLIGHT WITH EMERGENCY BATTERY | - | HC56R-20-D010-REM14 HM6R-0525-840-62R-MD-H-WF | PROVIDE EMERGENCY BATTERY WITH REMOTE TEST BUTTON. | 120 | LED | 2305 | 4000K | 20 |
| | | APPROVED EQUAL | APPROVED EQUAL | | | | | | |
| | | APPROVED EQUAL | APPROVED EQUAL | | | | | | |
| X1 | SELF-POWERED LED EXIT SIGN, UNIVERSAL MOUNT | SURE-LITES | LPX7SD | WALL-MOUNTED OR CEILING-MOUNTED AS SHOWN ON PLANS. | UNV | LED | - | - | 1 |
| | | LITHONIA | APPROVED EQUAL | | | | | | |
| | | DAYBRITE | APPROVED EQUAL | | | | | | |
| X2 | SELF-POWERED COMBINATION LED EXIT SIGN, UNIVERSAL MOUNT | SURE-LITES | LPXC25SD | WALL-MOUNTED OR CEILING-MOUNTED AS SHOWN ON PLANS. | UNV | LED | - | - | 1 |
| | | LITHONIA | APPROVED EQUAL | | | | | | |
| | | DAYBRITE | APPROVED EQUAL | | | | | | |
| X3 | SELF-POWERED COMBINATION LED EXIT SIGN, UNIVERSAL MOUNT | SURE-LITES | LPXW71RWHSD | WALL-MOUNTED OR CEILING-MOUNTED AS SHOWN ON PLANS. | UNV | LED | - | - | 3.4 |
| | | LITHONIA | APPROVED EQUAL | | | | | | |
| | | DAYBRITE | APPROVED EQUAL | | | | | | |
| Z | EMERGENCY LIGHTMBINATION LED EXIT SIGN, UNIVERSAL MOUNT | SURE-LITES | SELIN60R4SD | WALL-MOUNTED OR CEILING-MOUNTED AS SHOWN ON PLANS. | UNV | LED | - | - | 2 |
| | | LITHONIA | APPROVED EQUAL | | | | | | |
| | | DAYBRITE | APPROVED EQUAL | | | | | | |

GENERAL NOTES:

A. CONTRACTOR IS RESPONSIBLE FOR ALL MISCELLANEOUS HARDWARE, CLIPS, ANGLES, FRAMES, ETC AS REQUIRED TO MOUNT THE FIXTURES IN OR ON THE SURFACES THEY ARE TO BE INSTALLED.
B. REFER TO ARCHITECTURAL DOCUMENTS FOR EXACT MOUNTING LOCATIONS OF LIGHT FIXTURES.
C. WHEN INSTALLING LUMINARIES, CONTRACTOR SHALL USE THE LIGHT FIXTURE MANUFACTURER'S MOUNTING HARDWARE AND FOLLOW ALL MANUFACTURER'S INSTALLATION DIRECTIONS.
D. ALL RECESSED DOWNLIGHTS MUST BE INSTALLED SO THAT THE BOTTOM OF THE THROAT IS EVEN WITH THE FINISHED CEILING PLANE. THE OVERLAPPING FLANGE MUST THEN FIT FLUSH TO THE CEILING PLANT/THROAT. NO LIGHT LEAK MUST BE VISIBLE. ALL MISCELLANEOUS HARDWARE ABOVE THE CEILING PLANE TO ACCOMPLISH THE ABOVE SHALL BE INCLUDED IN THE BASE BID.
E. ALL RECESSED DOWNLIGHTS SHALL HAVE SELF-FLANGED REFLECTORS.
F. ALL LIGHT FIXTURES SHALL HAVE A U.L. LABEL.
G. WHEN FIXTURES ARE INSTALLED IN CONTINUOUS ROWS 2 OR MORE, FIXTURES SHALL BE APPROVED FOR USE AS WIREWAY.
H. CATALOG NUMBERS SHALL NOT BE CONSIDERED COMPLETE AND MATERIAL SHALL NOT BE ORDERED BY MANUFACTURE AND CATALOG NUMBERS ONLY. CONTRACTOR SHALL CONSIDER THE COMPLETE DESCRIPTION, NOTES, SPECIFICATIONS, MOUNTING AND INSTALLATION CONDITIONS IN CONJUNCTION WITH THE CATALOG NUMBER TO DETERMINE THE EXACT MATERIAL AND ACCESSORIES TO BE ORDERED. THE MANUFACTURER LISTED AS THE BASIS OF DESIGN.
I. EMERGENCY BATTERIES FOR LIGHT FIXTURES SHALL BE CONNECTED TO THE UNSWITCHED LIGHTING CIRCUIT IN THE SAME ROOM/AREA.

SCALE: 3" = 1'-0" 0 0.25' 0.5' 1'
SCALE: 1 1/2" = 1'-0" 0 0.5' 1' 2'
SCALE: 1" = 1'-0" 0 0.5' 1' 2'
SCALE: 3/4" = 1'-0" 0 1' 2' 3'
SCALE: 1/2" = 1'-0" 0 1' 2' 4'
SCALE: 1/4" = 1'-0" 0 2' 4' 8'
SCALE: 1/8" = 1'-0" 0 4' 8' 16'
SCALE: 1/16" = 1'-0" 0 8' 16' 32'

10/23/2026 10:49:44 AM


bond architects
222 SOUTH CENTRAL AVE.
SUITE# 501
ST. LOUIS, MO 63105
TEL: 314.863.4994
FAX: 314.863.4996
www.bondarchitectsinc.com
Bond Architects, Inc.
Missouri State Certificate of Authority # 2009027409

**Cole & Associates, Inc.**
Civil Engineer
Consultant Project #26-0064
Certificate of Authority #001165
401 S. 18th St., Suite 200
St. Louis, MO 63103
314.984.9887 tel

**CASE Engineering, Inc.**
Structural Engineer
Consultant Project BDA-MO-06-26
Certificate of Authority #001498
796 Merus Ct.
Fenton, MO 63026
636.349.1600 tel

**RTM Engineering Consultants**
MEP Engineer
Consultant Project #26.B00203.2171
Certificate of Authority #2002028690
3701 S. Lindbergh Blvd.
St. Louis, MO 63127
314.725.5889 tel


West High School
14653 Clayton Rd., Ballwin, MO 63011
Parkway PN #542501B
Building Renovation & Site Improvements

Parkway School District
363 N Woods Mill Rd., Chesterfield, MO 63017
314.415.8231 tel

Project No: 26022

Revisions

| No. | Description | Date |
|---|---|---|
| | | |
| | | |
| | | |
| | | |
| | | |
| | | |


This drawing and the details on it are the sole property of the architect and may be used for this specific project only. It shall not be loaned, copied or reproduced, in whole or in part, or for any other purpose or project without the written consent of the Architect. Copyright © 2026 by Bond Architects, Inc.


STATE OF MISSOURI
MICHAEL D. MITCHELL
NUMBER PE-2010019577
PROFESSIONAL ENGINEER

10/23/2026

MICHAEL D. MITCHELL
MO License #2010019577 Exp. 12/31/2026
Certificate of Authority 2014035826

The Professional Architects seal affixed to this sheet applies only to the material and items shown on this sheet. All drawings, instruments or other documents not exhibiting this seal shall not be considered prepared by this architect, and this architect expressly disclaims any and all responsibility for such plan, drawings or documents not exhibiting this seal.

DATE: 10/23/2026

BID / PERMIT SET

ELECTRICAL - SCHEDULES

E6.1

## LIGHTING CONTROL SEQUENCE OF OPERATION

| SPACE TYPE | ROOM NAME/NUMBER | MANUAL ON/OFF WALL SWITCH - LINE VOLTAGE | MANUAL ON/OFF WALL SWITCH - LOW VOLTAGE | DIMMER SWITCH | OVERRIDE SWITCH (2-HOUR TIMER) | MULTI-ZONE SWITCH | MULTI-ZONE SCENE (GRAPHIC) | TIME SCHEDULE ON | TIME SCHEDULE OFF | WALL MOUNTED OCCUPANCY SENSOR - VACANCY MODE | CEILING OCCUPANCY SENSOR - VACANCY MODE | CEILING OCCUPANCY SENSOR - OCCUPANCY MODE (AUTOMATIC ON) | CEILING OCCUPANCY SENSOR - OCCUPANCY MODE ON TO 50%, WALL SWITCH TO 100% | INTERIOR DAYLIGHT SENSOR (ON/OFF AND DIMMING) | EXTERIOR PHOTO CONTROL ON | STAND-ALONE ROOM CONTROLS | OCCUPANCY TIME OUT PERIOD (MINUTES) | PLUGLOAD CONTROLLED | NETWORKED | DIMMING LEVELS SET BY PROGRAMMING | CONTROLLED BY MASTER SWITCH | UTILIZE EXISTING LIGHTING CONTROLS | REMARKS |
|---|---|---|---|---|---|---|---|---|---|---|---|---|---|---|---|---|---|---|---|---|---|---|---|
| CORRIDOR | C1S, C1V | - | X | - | - | - | - | - | - | - | - | X | - | - | - | X | 30 | - | - | - | - | - | [1] |
| RESTROOM - COMBINED CORR. | 1632/1633, 1214/1215 | - | X | - | - | - | - | - | - | - | - | X | - | - | - | - | 30 | - | - | X | - | - | [3] |
| RESTROOM - LARGE | 1609, 1615 | - | X | - | - | - | - | - | - | - | - | X | - | - | - | X | 30 | - | - | X | - | - | [4] |
| RESTROOM W/ SHOWERS | 1629 | - | X | - | - | - | - | - | - | - | - | X | - | - | - | X | 30 | - | - | X | - | - | [2] [4] |
| RESTROOM - SINGLE | 1620, 1636 | X | - | - | - | - | - | - | - | X | - | - | - | - | - | X | 20 | - | - | - | - | - | |
| VESTIBULE | 1617A, 1619, 1621 | - | X | - | - | - | - | - | - | - | - | X | - | - | - | X | 30 | - | - | - | - | - | [7] |
| OFFICE / WORK ROOM | 1604, 1612 | - | X | X | - | - | - | - | - | - | - | - | X | - | - | X | 30 | - | - | - | - | - | |
| FILM ROOM / BREAK | 1622 | - | X | X | - | - | - | - | - | - | - | - | X | - | - | X | 30 | - | - | - | - | - | |
| JANITOR | 1603 | X | - | - | - | - | - | - | - | X | - | - | - | - | - | X | 10 | - | - | - | - | - | |
| STORAGE / IT | 1624, 1631 | - | X | - | - | - | - | - | - | - | X | - | - | - | - | X | 20 | - | - | - | - | - | |
| TRAINING ROOM | 1635 | - | X | X | - | - | - | - | - | - | - | - | X | - | - | X | 30 | - | - | - | - | - | |
| LOCKER ROOM | 1606, 1610, 1611, 1614, 1616, 1617 | - | X | - | - | - | - | - | - | - | - | X | - | - | - | X | 30 | - | - | X | - | - | |
| CARDIO ROOM | 1625 | - | X | X | - | - | - | - | - | - | - | - | X | - | - | X | 30 | - | - | - | - | - | |
| STORAGE - SMALL | 1608 | X | - | - | - | - | - | - | - | X | - | - | - | - | - | X | 10 | - | - | - | - | - | |
| STORAGE - LARGE | 1605, 1613, 1627 | - | X | - | - | - | - | - | - | - | X | - | - | - | - | X | 10 | - | - | - | - | - | |
| POOL LOCKER | 1701, 1702 | - | X | - | - | - | - | - | - | X | - | - | - | - | - | X | 30 | - | - | X | - | - | |
| POOL | 1700 / C1U | X | X | - | - | - | - | - | - | - | - | - | - | - | - | - | - | - | - | X | - | - | [5] [6] |
| POOL TEAM ROOM | 1704 | - | X | X | - | - | - | - | - | X | - | - | - | - | - | X | 20 | - | - | - | - | - | |
| ELEVATOR | ELEVATOR 1A, ELEVATOR 1B | X | - | - | - | - | - | - | - | - | - | - | - | - | - | - | - | - | - | - | - | - | |

LIGHTING CONTROL SEQUENCE GENERAL NOTES:

A. LIGHTING CONTROL SYSTEM SHALL COMPLY WITH THE 2015 IECC. THE SYSTEM SHALL INCLUDE, BUT IS NOT LIMITED TO, INDIVIDUAL ROOM CONTROLS (WALL SWITCH,OCCUPANCY SENSORS, POWER PACKS, ETC.), OCCUPANCY SENSORS, DAYLIGHT SENSORS, WALL SWITCHES (DIMMER, SCENE CONTROLLERS, OVERRIDE SWITCHES), NETWORK SWITCH AND BRIDGES, ETC. FOR A COMPLETE AND OPERATIONAL INSTALLATION.

B. STAND-ALONE ROOM CONTROLS SHALL INCLUDE ALL NECESSARY COMPONENTS SUCH AS WALL SWITCHES (ON/OFF, DIMMER, SCENE CONTROLLER, ETC.), OCCUPANCY SENSOR (CEILING OR WALL), POWER PACKS, LOW AND LINE VOLTAGE WIRING, ETC. FOR A COMPLETE WORKING INSTALLATION.

C. CONTRACTOR SHALL COORDINATE TIME SCHEDULING WITH THE OWNER FOR LIGHTING TO BE CONTROLLED BY A TIME SCHEDULE.

LIGHTING CONTROL SEQUENCE REMARKS:

[1] CORRIDORS C1S AND C1V SHARE THE SAME CIRCUIT AND SWITCH LEG.

[2] REFEREE ROOM LIGHTS SHALL BE PROGRAMMED TO BE ON WHEN RESTROOM 1629 IS ALSO OCCUPIED..

[3] LIGHTS IN CONNECTED CORRIDOR MEN'S AND WOMEN'S RESTROOMS SHALL OPERATE ON THE SAME SWITCH LEG. OCCUPANCY SENSORS ACTIVATED IN EITHER ROOM SHALL TURN ON LIGHTS.

[4] RECESSED DOWNLIGHTS SHALL BE DIMMED TO A FIXED LEVEL; WALL-MOUNTED LIGHT FIXTURES OVER VANITY SHALL NOT BE DIMMED.

[5] LIGHTING CONTROLS IN POOL 1700 SHALL OPERATE AS FOLLOWS:
- WHEN LIGHTS ARE MANUALLY TURNED ON, TYPES "H" AND "HE" LIGHTS OVER THE POOL SHALL OPERATE AT 100% LEVEL. WHEN LIGHTS ARE MANUALLY TURNED OFF, "HE" LIGHTS SHALL REMAIN ON AS NIGHT LIGHTS AT 20% DIMMED LEVEL VIA PARTIAL-OFF COMMAND AT ROOM CONTROLLER.
- TYPES "M" AND "ME" LIGHTS OVER THE BLEACHERS SHALL BE DIMMED WITH FIXED PROGRAMMED LEVELS. LIGHTS OVER UPPER BLEACHER SEAT ROWS SHALL BE DIMMED SEPARATELY OVER THE LOWER BLEACHER SEATS TO CREATE SEPARATE DIMMING ZONES.
- TYPES "E16E" AND "E8E" SHALL BE DIMMED AS A SEPARATE ZONE WITH FIXED PROGRAMMED LEVELS.
- ALL CONTROLLERS SHALL BE INSTALLED IN ENCLOSURES AT ACCESSIBLE CONCEALED SPACES.

[6] LIGHTING CONTROLS IN POOL AREA SHALL BE WATER TIGHT.

[7] ROOMS WITH ONLY ONE LIGHT FIXTURE AND MARKED AS NIGHT LIGHT (NL) SHALL NOT BE SWITCHED.

## Branch Panel: 054-PLL-037

**Location:** TEACHER STORAGE 1605
**Supply From:** 054-PLL-006-S2
**Mounting:** Surface
**Enclosure:** Type 1

**Volts:** 120/208 Wye
**Phases:** 3
**Wires:** 4

**A.I.C. Rating:** 14.000 AMPS
**Mains Type:** MLO
**Bus Amps:** 100 A

| CB Info | CKT | Circuit Description | Amps | Trip | Poles | A | B | C | Poles | Trip | Amps | Circuit Description | CKT | CB Info |
|---|---|---|---|---|---|---|---|---|---|---|---|---|---|---|
| | 1 | RECEPT - TV | 3 A | 20 A | 1 | 360 VA | 180 VA | | 1 | 20 A | 1.5 A | RECEPT - TREADMILL | 2 | |
| | 3 | RECEPT - GEN | 9 A | 20 A | 1 | | 1080 VA | 180 VA | 1 | 20 A | 1.5 A | RECEPT - TREADMILL | 4 | |
| | 5 | RECEPT - BIKES | 4.5 A | 20 A | 1 | | | 540 VA | 180 VA | 1 | 20 A | 1.5 A | RECEPT - TREADMILL | 6 | |
| | 7 | RECEPT - BIKES/ELLIPT | 6 A | 20 A | 1 | 720 VA | 180 VA | | | 1 | 20 A | 1.5 A | RECEPT - TREADMILL | 8 | |
| | 9 | RECEPT - GEN/ELLIPT | 6 A | 20 A | 1 | | 720 VA | 0 VA | | 1 | 20 A | -- | SPARE | 10 | |
| | 11 | SPARE | -- | 20 A | 1 | | | 0 VA | 0 VA | 1 | 20 A | -- | SPARE | 12 | |
| | 13 | SPARE | -- | 20 A | 1 | 0 VA | 0 VA | | | 1 | 20 A | -- | SPARE | 14 | |
| | 15 | SPARE | -- | 20 A | 1 | | 0 VA | 0 VA | | 1 | 20 A | -- | SPARE | 16 | |
| | 17 | SPARE | -- | 20 A | 1 | | | 0 VA | 0 VA | 1 | 20 A | -- | SPARE | 18 | |
| | 19 | SPARE | -- | 20 A | 1 | 0 VA | 0 VA | | | 1 | 20 A | -- | SPARE | 20 | |
| | 21 | SPARE | -- | 20 A | 1 | | 0 VA | 0 VA | | 1 | 20 A | -- | SPARE | 22 | |
| | 23 | SPARE | -- | 20 A | 1 | | | 0 VA | 0 VA | 1 | 20 A | -- | SPARE | 24 | |
| | 25 | SPACE | -- | -- | 1 | -- | -- | | | 1 | -- | -- | SPACE | 26 | |
| | 27 | SPACE | -- | -- | 1 | -- | -- | | | 1 | -- | -- | SPACE | 28 | |
| | 29 | SPACE | -- | -- | 1 | -- | -- | -- | -- | 1 | -- | -- | SPACE | 30 | |
| | | | | | **Total Load:** | 1440 VA | 1980 VA | 720 VA | | | | | | |
| | | | | | **Total Amps:** | 13 A | 17 A | 6 A | | | | | | |

**CIRCUIT BREAKER INFORMATION LEGEND:**
G = GROUND FAULT SENSING
S = SHUNT TRIP
L = LOCK OUT
A = ARC FAULT INTERRUPTER

ABBREVIATIONS:
MLO = MAIN LUGS ONLY
CB = CIRCUIT BREAKER
CKT = CIRCUIT

| Load Classification | Connected Load | Demand Factor | Estimated Demand | Panel Totals | |
|---|---|---|---|---|---|
| Receptacle | 4140 VA | 100.00% | 4140 VA | | |
| | | | | **Total Conn. Load:** | 4140 VA |
| | | | | **Total Est. Demand:** | 4140 VA |
| | | | | **Total Conn.:** | 11 A |
| | | | | **Total Est. Demand:** | 11 A |

**Notes:**


bond architects
222 SOUTH CENTRAL AVE.
SUITE# 501
ST. LOUIS, MO 63105
TEL: 314.863.4994
FAX: 314.863.4996
www.bondarchitectsinc.com
Bond Architects, Inc.
Missouri State Certificate of Authority # 2009027409

**Cole & Associates, Inc.**
Civil Engineer
Consultant Project #26-0064
Certificate of Authority #001165
401 S. 18th St., Suite 200
St. Louis, MO 63103
314.984.9887 tel

**CASE Engineering, Inc.**
Structural Engineer
Consultant Project BDA-MO-06-26
Certificate of Authority #001498
796 Merus Ct.
Fenton, MO 63026
636.349.1600 tel

**RTM Engineering Consultants**
MEP Engineer
Consultant Project #26.B00203.2171
Certificate of Authority #2002028690
3701 S. Lindbergh Blvd.
St. Louis, MO 63127
314.725.5889 tel


West High School
14653 Clayton Rd., Ballwin, MO 63011
Parkway PN #542501B
Building Renovation & Site Improvements

Parkway School District
363 N. Woods Mill Rd., Chesterfield, MO 63017
314.415.6231 tel

Project No: 26022

Revisions

| No. | Description | Date |
|---|---|---|
| | | |


This drawing and the details on it are the sole property of the architect and may be used for this specific project only. It shall not be loaned, copied or reproduced, in whole or in part, or for any other purpose or project without the written consent of the Architect.
Copyright © 2026 by Bond Architects, Inc.


STATE OF MISSOURI
MICHAEL D. MITCHELL
NUMBER PE-2010019973
PROFESSIONAL ENGINEER
10/23/2026

MICHAEL D. MITCHELL
MO License #2010019973 | 12/31/2026
Certificate of Authority #2014035926


The Professional Architects seal affixed to this sheet applies only to the material and items shown on this sheet. All drawings, instruments or other documents not exhibiting this seal shall not be considered prepared by this architect, and this architect expressly disclaims any and all responsibility for such plan, drawings or documents not exhibiting this seal.


DATE: 10/23/2026

BID / PERMIT SET

ELECTRICAL - SCHEDULES

E6.2

10/23/2026 10:49:44 AM

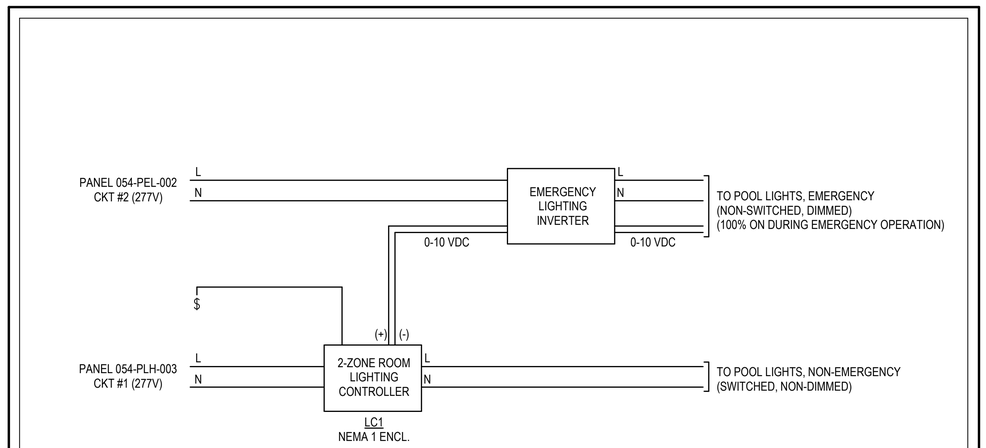


1 E7.0 POOL LIGHTING CONTROL DIAGRAM - NON-EMERGENCY Copy 2
NOT TO SCALE

10/23/2026 10:49:45 AM

SCALE: 3" = 1'-0" 0 0.25' 0.5' 1'
SCALE: 1 1/2" = 1'-0" 0 0.5' 1' 2'
SCALE: 1" = 1'-0" 0 0.5' 1' 2'
SCALE: 3/4" = 1'-0" 0 1' 2' 3'
SCALE: 1/2" = 1'-0" 0 1' 2' 4'
SCALE: 1/4" = 1'-0" 0 2' 4' 8'
SCALE: 1/8" = 1'-0" 0 4' 8' 16'
SCALE: 1/16" = 1'-0" 0 8' 16' 32'

bond
architects
222 SOUTH CENTRAL AVE.
SUITE# 501
ST. LOUIS, MO 63105
TEL: 314.863.4994
FAX: 314.863.4996
www.bondarchitectsinc.com
Bond Architects, Inc.
Missouri State Certificate of Authority #
2009027409

**Cole & Associates, Inc.**
Civil Engineer
Consultant Project #26-0064
Certificate of Authority #001165
401 S. 18th St., Suite 200
St. Louis, MO 63103
314.984.9887 tel

**CASE Engineering, Inc.**
Structural Engineer
Consultant Project BDA-MO-06-26
Certificate of Authority #001498
796 Merus Ct.
Fenton, MO 63026
636.349.1600 tel

**RTM Engineering Consultants**
MEP Engineer
Consultant Project #26.B00203.2171
Certificate of Authority #2002028690
3701 S. Lindbergh Blvd.
St. Louis, MO 63127
314.725.5889 tel

West High School
14653 Clayton Rd., Ballwin, MO 63011
Parkway PN #542501B
Building Renovation & Site Improvements

Parkway School District
363 N. Woods Mill Rd., Chesterfield, MO 63017
314.415.6231 tel

Project No: 26022

Revisions

| No. | Description | Date |
|---|---|---|
| | | |
| | | |
| | | |
| | | |
| | | |
| | | |

This drawing and the details on it are the sole property of the architect and may be used for this specific project only. It shall not be loaned, copied or reproduced, in whole or in part, or for any other purpose or project without the written consent of the Architect.
Copyright © 2026 by Bond Architects, Inc.

STATE OF MISSOURI
MICHAEL D. MITCHELL
NUMBER
PE-2010019973
PROFESSIONAL ENGINEER
10/23/2026

MICHAEL D. MITCHELL
MO License #2010019973 | 10/23/2026
Certificate of Authority #2014035826

The Professional Architects seal affixed to this sheet applies only to the material and items shown on this sheet. All drawings, instruments or other documents not exhibiting this seal shall not be considered prepared by this architect, and this architect expressly disclaims any and all responsibility for such plan, drawings or documents not exhibiting this seal.

DATE: 10/23/2026

BID / PERMIT SET

ELECTRICAL - DETAILS

E7.0

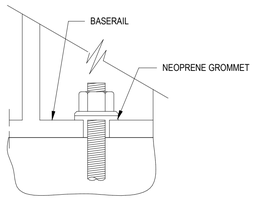


2 M0.0 EQUIPMENT - Grade Slab Mounting
NOT TO SCALE

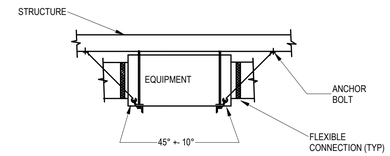


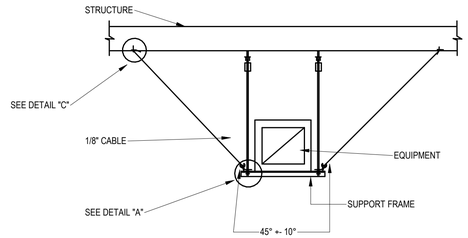


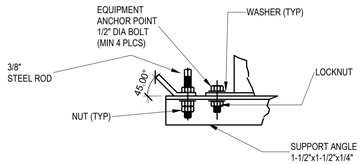


DETAIL "A"

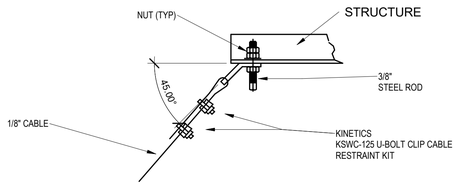


DETAIL "C"

NOTES:

1. CONNECTOR KIT SELECTION BY CONTRACTOR BASED ON AS INSTALLED CONDITIONS.
2. ANCHOR POSITION DETERMINED BY CONTRACTOR BASED ON AS INSTALLED CONDITIONS.

1 M0.0 SEISMIC DETAILS
NOT TO SCALE

## MECHANICAL SEISMIC DESIGN CODE SCHEDULE

OCCUPANCY CATEGORY: III — SEISMIC DESIGN CATEGORY: D

| LISTING OF EQUIPMENT AND SYSTEM COMPONENTS | ANCHORAGE TO FLOORS, ROOFS, ETC. | | SWAY BRACING | | LOCATION OF PROFESSIONALLY SEALED ANCHORAGE AND SWAY BRACING DETAILS. | | | | COMMENTS |
|---|---|---|---|---|---|---|---|---|---|
| | NOT PROVIDED | PROVIDED | NOT PROVIDED | PROVIDED | ON CONST. DOCUMENTS | | SUBSEQUENT SUBMITTAL | | |
| | | | | | DWG. NO. | SPEC SECT. | SHOP DWGS | SEP. PERMIT | |
| FIRE PROTECTION, DETECTION & ALARM EQUIPMENT & SYSTEM COMPONENTS: N/A | | | | | | | | | NOTE # |
| HAZARDOUS EQUIPMENT AND SYSTEM COMPONENTS: N/A | | | | | | | | | NOTE # |
| OTHER EQUIPMENT AND SYSTEM COMPONENTS NEEDED FOR CONTINUED OPERATION OF SEISMIC GROUP IV FACILITIES OR WHOSE FAILURE COULD IMPAIR THEIR CONTINUED OPERATION: | | | | | | | | | NOTE # |
| Ip=1.0<br>ROOF-MOUNTED EQUIPMENT > 400 POUNDS<br>ROOFTOP UNIT, RTG-005 | | X | | | SEE STRUCTURAL DRAWINGS | | | | NOTE # |
| Ip=1.5<br>ROOF-MOUNTED EQUIPMENT < 400 POUNDS<br>N/A | | | | | | | | | NOTE # |
| Ip=1.5<br>CONDENSATE DRAIN PIPING | X | | | | | | | | NOTE # |
| EQUIPMENT SUSPENDED FROM STRUCTURE<br>AIR TERMINAL BOXES | | X | | | 1/M0.0 | | | | NOTE # |
| HVAC DUCTWORK < 6 S.F. | X | | | | | | | | NOTE # |
| HVAC DUCTWORK > 6 S.F.<br>N/A | | | | | | | | | NOTE # |
| LAY-IN AIR DEVICES < 20 POUNDS | X | | | | | | | | NOTE #12 |

TYPICAL NOTES:

1. TABLE 4.4, GENERAL EXEMPTION - SEISMIC BRACING NOT REQUIRED FOR ALL MEP COMPONENTS IN SEISMIC DESIGN CATEGORY A OR B.
2. TABLE 4.4, GENERAL EXEMPTION - SEISMIC BRACING NOT REQUIRED FOR ALL MEP COMPONENTS IN SEISMIC DESIGN CATEGORY C AND THE COMPONENT IMPORTANCE FACTOR = 1.0.
3. TABLE 4.4, GENERAL EXEMPTION - SEISMIC BRACING NOT REQUIRED FOR ALL MEP COMPONENTS IN SEISMIC DESIGN CATEGORY D, E OR F, AND THE COMPONENT IMPORTANCE FACTOR = 1.0, AND COMPONENTS HAVE APPROVED FLEXIBLE CONNECTIONS NO LESS THAN 3 FEET IN LENGTH TO THE ASSOCIATED DUCTWORK, PIPING AND CONDUIT, AND THE COMPONENTS ARE EITHER:
   1. MOUNTED 4 FEET OR LESS ABOVE THE FLOOR LEVEL AND WEIGH 400 POUNDS OR LESS.
   2. WEIGH 20 POUNDS OR LESS, OR FOR DISTRIBUTION SYSTEMS WEIGHING 5 LB/FT OR LESS.
4. TABLE 4.4, DUCT EXEMPTION - SEISMIC BRACING NOT REQUIRED FOR DUCTS NOT PART OF HAZARDOUS EXHAUST SYSTEMS OR FIRE PROTECTION SYSTEMS SUCH AS SMOKE CONTROL OR EVACUATION SYSTEMS WHEN EITHER:
   1. HVAC DUCTS SUSPENDED FROM HANGERS 12 INCHES OR LESS IN LENGTH: HANGERS SHALL BE DETAILED TO AVOID SIGNIFICANT BENDING OF THE HANGERS AND THEIR ATTACHMENTS.
   2. HVAC DUCTS HAVING A CROSS-SECTIONAL AREA OF LESS THAN 6 SQUARE FEET.
5. TABLE 4.4, PIPING SYSTEM EXEMPTIONS - SEISMIC BRACING NOT REQUIRED FOR PIPING THAT IS SUPPORTED BY ROD HANGERS: HANGERS IN THE PIPE RUN ARE 12 INCHES OR LESS IN LENGTH FROM THE TOP OF THE PIPE TO THE SUPPORTING STRUCTURE; HANGERS ARE DETAILED TO AVOID BENDING OF THE HANGERS AND THEIR ATTACHMENTS; AND PROVISIONS ARE MADE FOR PIPING TO ACCOMMODATE EXPECTED DEFLECTIONS.
6. TABLE 4.4, PIPING SYSTEM EXEMPTIONS - SEISMIC BRACING NOT REQUIRED FOR HIGH DEFORMABILITY PIPING; PROVISIONS ARE MADE TO AVOID IMPACT WITH LARGER PIPING OR MECHANICAL COMPONENTS OR TO PROTECT THE PIPING IN THE EVENT OF SUCH IMPACT; AND THE NOMINAL PIPE SIZES ARE LIMITED TO:
   1. 1 INCH OR LESS FOR SEISMIC DESIGN CATEGORY D, E OR F, AND IMPORTANCE FACTOR > 1.0.
   2. 2 INCHES OR LESS FOR SEISMIC DESIGN CATEGORY C, AND IMPORTANCE FACTOR > 1.0.
   3. 3 INCHES OR LESS FOR SEISMIC DESIGN CATEGORY D, E OR F, AND IMPORTANCE FACTOR = 1.0.
7. TABLE 4.4, GAS PIPING SYSTEM EXEMPTIONS - SEISMIC BRACING NOT REQUIRED FOR ALL TYPES OF EXTERIOR GAS PIPING INSTALLED ON ROOFS IN SEISMIC DESIGN CATEGORY C, D, E OR F, WHEN SUCH PIPING WILL SUPPLY GAS UNDER NO MORE THAN 2 PSI AND IS PROTECTED BY ONE OF THE TWO FOLLOWING METHODS:
   1. AN APPROVED SEISMIC SHUT-OFF VALVE IS INSTALLED WITHIN 5 FEET OF THE BEGINNING OF THE RUN OF GAS PIPE ON THE ROOF, OR OTHER APPROVED LOCATION.
   2. APPROVED FLEXIBLE PIPING NO LESS THAN 3 FEET IN LENGTH IS INSTALLED WITHIN 3 FEET OF THE BEGINNING OF THE RUN OF GAS PIPE ON THE ROOF AND AT THE CONNECTION TO THE EQUIPMENT SERVED BY THE PIPE
      AND AT INTERVALS ALONG THE RUN OF NO MORE THAN 42 FEET.
8. CONTRACTOR SHALL PROVIDE SHOP DRAWINGS TO THE ENGINEER OF RECORD FOR REVIEW AND APPROVAL PRIOR TO SUBMITTAL TO THE PLAN REVIEWER.
9. REFER TO ROOFTOP UNIT CURB DETAIL FOR ADDITIONAL INSTALLATION REQUIREMENTS.
10. COMPONENTS THAT ARE INSTALLED IN-LINE WITH THE DUCT SYSTEM AND HAVE AN OPERATING WEIGHT GREATER THAN 75 LBS. SHALL BE SUPPORTED AND LATERALLY BRACED INDEPENDENT OF THE DUCT SYSTEM.
11. UNBRACED PIPING ATTACHED TO IN-LINE EQUIPMENT SHALL BE PROVIDED WITH ADEQUATE FLEXIBILITY TO ACCOMMODATE DIFFERENTIAL DISPLACEMENTS.
12. APPURTENANCES SUCH AS DAMPERS, LOUVERS AND DIFFUSERS SHALL BE POSITIVELY ATTACHED WITH MECHANICAL FASTENERS.

bond architects
222 SOUTH CENTRAL AVE.
SUITE# 501
ST. LOUIS, MO 63105
TEL: 314.863.4994
FAX: 314.863.4996
www.bondarchitectsinc.com
Bond Architects, Inc.
Missouri State Certificate of Authority # 2009027409

**Cole & Associates, Inc.**
Civil Engineer
Consultant Project #26-0064
Certificate of Authority #001165
401 S. 18th St., Suite 200
St. Louis, MO 63103
314.984.9887 tel

**CASE Engineering, Inc.**
Structural Engineer
Consultant Project BDA-MO-06-26
Certificate of Authority #001498
796 Merus Ct.
Fenton, MO 63026
636.349.1600 tel

**RTM Engineering Consultants**
MEP Engineer
Consultant Project #26.B00203.2171
Certificate of Authority #2002028690
3701 S. Lindbergh Blvd.
St. Louis, MO 63127
314.725.5889 tel

West High School
14653 Clayton Rd., Ballwin, MO 63011
Parkway PN #542501B
Building Renovation & Site Improvements

Parkway School District
363 N Woods Mill Rd., Chesterfield, MO 63017
314.415.8231 tel

Project No: 26022

Revisions

| No. | Description | Date |
|---|---|---|
| | | |

This drawing and the details on it are the sole property of the architect and may be used for this specific project only. It shall not be loaned, copied or reproduced, in whole or in part, or for any other purpose or project without the written consent of the Architect. Copyright © 2026 by Bond Architects, Inc.

STATE OF MISSOURI — MICHAEL D. MITCHELL — NUMBER PE-2010019577 — PROFESSIONAL ENGINEER
MICHAEL D. MITCHELL
MO License #2010019577 Exp. 12/31/2025
Certificate of Authority 2014035826
10/23/2026

The Professional Architects seal affixed to this sheet applies only to the material and items shown on this sheet. All drawings, instruments or other documents not exhibiting this seal shall not be considered prepared by this architect, and this architect expressly disclaims any and all responsibility for such plan, drawings or documents not exhibiting this seal.

DATE: 10/23/2026

BID / PERMIT SET

MECHANICAL SEISMIC CODE BLOCK

M0.0

10/23/2026 10:32:34 AM

## HEATING AND VENTILATION SYMBOLS

| | |
|---|---|
| SA | SOUND ATTENUATOR |
| FC | FLEXIBLE CONNECTION |
| | SPLITTER DAMPER |
| VD | MANUAL VOLUME DAMPER |
| BD | GRAVITY BACKDRAFT DAMPER |
| MD | MOTORIZED VOLUME DAMPER |
| FD | FIRE DAMPER |
| SD | SMOKE DAMPER |
| FD | FIRE DAMPER |
| TV | TURNING VANES |
| | RETURN/TRANSFER/COMBUSTION AIR DISCHARGE DUCT UP |
| | RETURN/TRANSFER/COMBUSTION AIR DISCHARGE DUCT DOWN |
| | SUPPLY AIR/COMBUSTION AIR INTAKE UP |
| | SUPPLY AIR/COMBUSTION AIR INTAKE DOWN |
| | EXHAUST AIR DUCT UP |
| | EXHAUST AIR DUCT DOWN |
| | ROUND DUCT DOWN |
| | ROUND DUCT UP |
| | INCLINED DROP IN THE DIRECTION OF AIR FLOW |
| | INCLINED RISE IN THE DIRECTION OF AIR FLOW |
| | ECCENTRIC DUCT TRANSITION |
| | CONCENTRIC DUCT TRANSITION |
| | RECTANGULAR DUCT TO ROUND DUCT TRANSITION |
| FXD | FLEXIBLE DUCT |
| | CEILING AIR DEVICE |
| | AIR DEVICE THROW DESIGNATION: (HATCHING DESIGNATES ZERO THROW) |
| | SIDEWALL AIR DEVICE |
| | DAMPERED SHOE DUCT TAP FROM RECT. MAIN |
| | SHOE DUCT TAP FROM RECT. MAIN |
| | 45° DAMPERED DUCT TAP |
| | 45° DUCT TAP |
| | SADDLE TAP |
| | STRAIGHT RECT. DUCT TAP FROM RECT. MAIN |
| | STRAIGHT RECT. DUCT TAP FROM ROUND MAIN |

S-1 / 1000 — (AIR DEVICE TYPE) - (SCHEDULE NUMBER) (AIR FLOW IN CFM)

24" x 12" RA — DUCT SIZE DESIGNATION: 1ST FIGURE SIDE SHOWN. (SIZE SHOWN IS FREE AREA SIZE, ALLOWANCE HAS NOT BEEN MADE FOR DUCT SYSTEM TYPE DESIGNATION: SPECIFIED.)

24"/12" — FLAT OVAL DUCT

AIR DEVICE TYPE:
- S - SUPPLY DIFFUSER
- R - RETURN GRILLE
- E - EXHAUST GRILLE
- T - TRANSFER GRILLE

DUCT SYSTEM TYPE:
- SA - SUPPLY AIR
- RA - RETURN AIR
- EA - EXHAUST AIR
- TA - TRANSFER AIR
- OA - OUTDOOR AIR

NOTE: NOT ALL SYMBOLS OR ABBREVIATIONS MAY BE USED.

| | |
|---|---|
| CWS | CONDENSING WATER SUPPLY |
| CWR | CONDENSING WATER RETURN |
| H/C S | HOT/CHILLED WATER SUPPLY |
| H/C R | HOT/CHILLED WATER RETURN |
| FOS | FUEL OIL SUPPLY |
| FOR | FUEL OIL RETURN |
| FOV | FUEL OIL VENT |
| MU | MAKE - UP WATER LINE |
| D | DRAIN LINE (OTHER THAN PLUMBING) |
| VL | VENT LINE (OTHER THAN PLUMBING) |
| RD | REFRIGERANT DISCHARGE |
| RL | REFRIGERANT LIQUID |
| RS | REFRIGERANT SUCTION |
| G | GAS |
| CHWS | CHILLED WATER SUPPLY |
| CHWR | CHILLED WATER RETURN |
| CA | COMPRESSED AIR |
| LPS | LOW PRESSURE STEAM |
| MPS | MEDIUM PRESSURE STEAM |
| LPC | LOW PRESSURE CONDENSATE |
| MPC | MEDIUM PRESSURE CONDENSATE |
| HPS | HIGH PRESSURE STEAM |
| HPC | HIGH PRESSURE CONDENSATE |
| CPD | CONDENSATE PUMP DISCHARGE |
| HWS | HEATING WATER SUPPLY |
| HWR | HEATING WATER RETURN |

| | | |
|---|---|---|
| NOS | | NITROGEN OXIDE SENSOR |
| T | T | THERMOSTAT / TEMPERATURE SENSOR |
| S | S | TEMPERATURE SENSOR |
| CO | | CARBON MONOXIDE SENSOR |
| H | | HUMIDISTAT |

## MISCELLANEOUS SYMBOLS

- EQUIPMENT OR PLUMBING FIXTURE DESIGNATION
- (RISER INDICATION P=PLUMBING, K=KITCHEN, A=ACID) RISER DESIGNATION (RISER NUMBER)
- (DETAIL NUMBER) DETAIL DESIGNATION (SHEET NUMBER WHERE DETAIL IS FOUND)
- (SECTION NUMBER) SECTION DESIGNATION (SHEET NUMBER WHERE SECTION IS FOUND)
- KEYED NOTES
- REVISIONS
- AP ACCESS PANEL
- NEW CONNECTION
- AFMS AIR FLOW MEASURING STATION
- CVR CONSTANT VOLUME REGULATOR

## PIPING SPECIALTIES

| | |
|---|---|
| SV | SHUTOFF VALVE |
| CV | CHECK VALVE |
| STR | STRAINER |
| U | UNION |
| BC | BALANCING COCK |
| SOC | SHUT-OFF COCK |
| SLV | SOLENOID VALVE |
| FS | FLOW SWITCH |
| | VALVE W/ SUPERVISORY SWITCH |
| FCV | FLOW CONTROL VALVE (GPM INDICATED) |
| T&PR | TEMPERATURE AND PRESSURE RELIEF VALVE |
| PG | PRESSURE GAUGE |
| TH | THERMOMETER (TUBE OR DIAL AS INDICATED) |
| PRV | PRESSURE REDUCING VALVE |
| | DIRECTION OF FLOW |
| | ANCHORS |
| | PIPE GUIDES |
| MV | MOTORIZED VALVE |
| DV | DIAPHRAGM VALVE |
| LPV | LUBRICATED VALVE |
| HEV | HOSE END VALVE |
| SWV | STOP AND WASTE VALVE |
| TWV | 3 - WAY VALVE (MIXING OR BY-PASS AS INDICATED) |
| | PETES PLUG |
| RV | RELIEF VALVE |
| FC | FLEXIBLE PIPE CONNECTION |
| AVM | AIR VENT (MANUAL) |
| AVA | AIR VENT (AUTOMATIC) |
| EX | EXPANSION JOINT |
| CCR | CONCENTRIC REDUCER |
| | TEE (SIDE OUTLET UP) |
| | TEE (SIDE OUTLET DOWN) |
| | ELBOW (TURNED UP) |
| | ELBOW (TURNED DOWN) |
| BMD | COMBINATION BALANCING & MEASURING DEVICE |
| ECR | ECCENTRIC REDUCER |
| FMD | FLOW MEASURING DEVICE |
| | STEAM TRAP |
| | BALANCING VALVE |
| | FLEXIBLE CONNECTION |
| | ELBOW |
| | TEE |

## ABBREVIATIONS

| | |
|---|---|
| FFE | FINISH FLOOR ELEVATION |
| AFF | ABOVE FINISH FLOOR |
| TE | TOP ELEVATION |
| BE | BOTTOM ELEVATION |
| FL | FLOW LINE |
| INV | INVERT ELEVATION |
| ℄ | CENTER LINE |
| GC | GENERAL CONSTRUCTION CONTRACTOR |
| HAC | HEATING & AIR CONDITIONING CONTRACTOR |
| PC | PLUMBING CONTRACTOR |
| EC | ELECTRICAL CONTRACTOR |
| ACS | AUTOMATIC CONTROL SUB-CONTRACTOR |
| FPC | FIRE PROTECTION CONTRACTOR |
| HSC | HALON SUB-CONTRACTOR |
| KEC | KITCHEN EQUIPMENT CONTRACTOR |
| MC | MECHANICAL CONTRACTOR |
| TCC | TEMPERATURE CONTROL CONTRACTOR |

## MECHANICAL SHEET INDEX:

| SHEET NO. | SHEET NAME |
|---|---|
| M0.0 | MECHANICAL SEISMIC CODE BLOCK |
| M0.1 | MECHANICAL LEGEND |
| M0.2 | MECHANICAL GENERAL NOTES |
| MD2.0 | LOWER LEVEL DEMO PLAN OVERALL |
| MD2.1 | FIRST FLOOR DEMO PLAN OVERALL |
| MD2.1A | FIRST FLOOR DEMO PLAN - AREA A |
| MD2.1B | FIRST FLOOR DEMO PLAN - AREA B |
| MD2.2 | SECOND FLOOR DEMO PLAN OVERALL |
| MD2.2D | SECOND FLOOR DEMO PLAN - AREA D |
| MD2.3 | ROOF DEMO PLAN |
| MD4.1 | ENLARGED DEMO PLANS - MECHANICAL |
| M2.0 | LOWER LEVEL FLOOR PLAN OVERALL |

## MECHANICAL SHEET INDEX:

| SHEET NO. | SHEET NAME |
|---|---|
| M2.1 | FIRST FLOOR PLAN OVERALL |
| M2.1A.P | FIRST FLOOR PLAN - AREA A - PIPING |
| M2.1A.V | FIRST FLOOR PLAN - AREA A - VENTILATION |
| M2.1B.P | FIRST FLOOR PLAN - AREA B - PIPING |
| M2.1B.V | FIRST FLOOR PLAN - AREA B - VENTILATION |
| M2.2 | SECOND FLOOR PLAN OVERALL |
| M2.2D | SECOND FLOOR PLAN - AREA D |
| M2.3 | ROOF PLAN |
| M4.1 | ENLARGED PLANS - MECHANICAL |
| M5.0 | MECHANICAL - DETAILS |
| M5.1 | MECHANICAL - DETAILS |
| M6.0 | MECHANICAL - SCHEDULES |


bond architects
222 SOUTH CENTRAL AVE.
SUITE# 501
ST. LOUIS, MO 63105
TEL: 314.863.4994
FAX: 314.863.4996
www.bondarchitectsinc.com
Bond Architects, Inc.
Missouri State Certificate of Authority # 2009027409

**Cole & Associates, Inc.**
Civil Engineer
Consultant Project #26-0064
Certificate of Authority #001165
401 S. 18th St., Suite 200
St. Louis, MO 63103
314.984.9887 tel

**CASE Engineering, Inc.**
Structural Engineer
Consultant Project BDA-MO-06-26
Certificate of Authority #001498
796 Merus Ct.
Fenton, MO 63026
636.349.1600 tel

**RTM Engineering Consultants**
MEP Engineer
Consultant Project #26.B00203.2171
Certificate of Authority #2002028690
3701 S. Lindbergh Blvd.
St. Louis, MO 63127
314.725.5889 tel


West High School
14653 Clayton Rd., Ballwin, MO 63011
Parkway PN #542501B
Building Renovation & Site Improvements

Parkway School District
363 N. Woods Mill Rd., Chesterfield, MO 63017
314.415.8231 tel

Project No: 26022

Revisions

| No. | Description | Date |
|---|---|---|
| | | |


This drawing and the details on it are the sole property of the architect and may be used for this specific project only. It shall not be loaned, copied or reproduced, in whole or in part, or for any other purpose or project without the written consent of the Architect. Copyright © 2026 by Bond Architects, Inc.


STATE OF MISSOURI — MICHAEL D. MITCHELL — NUMBER PE-2010019977 — PROFESSIONAL ENGINEER

MICHAEL D. MITCHELL
MO License #2010019977 Exp. 12/31/2026
Certificate of Authority #2014035826

10/23/2026


The Professional Architects seal affixed to this sheet applies only to the material and items shown on this sheet. All drawings, instruments or other documents not exhibiting this seal shall not be considered prepared by this architect, and this architect expressly disclaims any and all responsibility for such plan, drawings or documents not exhibiting this seal.


DATE: 10/23/2026

BID / PERMIT SET

MECHANICAL LEGEND

M0.1

5CALE: 3/4" = 1'-0" — 0 0.25' 0.5' 1'
5CALE: 1/2" = 1'-0" — 0 0.5' 1' 2'
5CALE: 1" = 1'-0" — 0 0.5' 1' 2'
5CALE: 3/4" = 1'-0" — 0 1' 2' 3'
5CALE: 1/2" = 1'-0" — 0 1' 2' 4'
5CALE: 1/4" = 1'-0" — 0 2' 4' 8'
5CALE: 1/8" = 1'-0" — 0 4' 8' 16'
5CALE: 1/16" = 1'-0" — 0 8' 16' 32'

10/23/2026 10:32:35 AM

## GENERAL NOTES

1. NOTE. ALL DUCTWORK OFFSETS ARE NOT SHOWN. THE CONTRACTOR SHALL MODIFY DUCTS AND OFFSETS TO COORDINATE WITH THE BUILDING STRUCTURE AND ALL TRADE REQUIREMENTS.
2. ALL DUCTWORK SHALL BE CONSTRUCTED AND INSTALLED PER THE LATEST VERSION OF THE S.M.A.C.N.A. H.V.A.C. DUCT CONSTRUCTION STANDARDS, UNLESS SPECIFIED MORE STRINGENTLY IN THESE CONSTRUCTION DOCUMENTS. MINIMUM DUCT GAUGE SHALL BE 24.
3. 90° DUCT ELBOWS SHALL BE EQUIPPED WITH AIRFOIL TURNING VANES MOUNTED TO A PREFABRICATED VANE RAIL.
4. ALL ELBOWS SHALL BE SUPPLIED WITH TURNING VANES, WHETHER SHOWN ON DOCUMENTS OR NOT.
5. ALL 90° AND 45° RECTANGULAR RADIUS ELBOWS TO BE FABRICATED WITH AN INSIDE RADIUS NO LESS THAN 1-1/2 OF THE WIDTH OF THE DUCT - WHERE THE WIDTH OF THE DUCT IS DEFINED AS THE DIMENSION OF THE DUCT IN THE PLANE IN WHICH THE DUCT IS TURNING.
6. RECTANGULAR DUCTWORK SHALL BE SUPPORTED PER THE S.M.A.C.N.A STANDARDS AND AT EACH CHANGE IN DIRECTION.
7. PROVIDE MANUAL, SINGLE BLADE, BALANCING DAMPERS WITH LOCKING QUADRANT AND INTEGRAL POSITION INDICATOR ON ALL RUNOUTS TO SUPPLY AND EXHAUST AIR DEVICES - EXCEPT THOSE LOCATED IN AREAS WITH PLASTER CEILINGS AND ARE NOT ACCESSIBLE (DAMPER SHALL BE INTEGRAL WITH THE AIR DEVICE IN THESE CASES.)
8. PROVIDE MANUAL OPPOSED BLADE DAMPERS WITH LOCKING QUADRANT AND INTEGRAL POSITION INDICATOR ON ALL RECTANGULAR BRANCH DUCTS AND AIR DEVICE RUNOUTS THAT EXCEED 12" IN HEIGHT.
9. MANUAL SPLITTER DAMPERS ARE NOT ACCEPTABLE.
10. NOT ALL OF THE ACCESS DOORS IN THE DUCT SYSTEMS OR PLENUMS ARE SHOWN. PROVIDE ACCESS DOORS IN ALL DUCT SYSTEMS OR PLENUMS WHERE REQUIRED TO ACCESS AND MAINTAIN MOTORIZED OR AUTOMATIC DAMPER BLADES AND LINKAGES.
11. ALL DUCTWORK SHALL BE SUPPORTED FROM ROOF OR FLOOR STRUCTURE ABOVE. DUCTWORK SHALL NOT LAY ON TOP OF CEILING OR LIGHT FIXTURES.
12. FLEXIBLE DUCT RUNOUTS TO AIR DEVICES SHALL NOT EXCEED 5'-0" IN LENGTH. FLEXIBLE RUNOUTS SHALL BE TRIMMED TO THE MINIMUM LENGTH NECESSARY TO MAKE THE CONNECTION.
13. WHERE DAMPER ACTUATORS ARE MOUNTED TO DUCTWORK OR PLENUMS PROVIDE A HEAVY GAGE BASE PLATE, ANGLE STIFFENERS, OR MOUNTING AS REQUIRED TO ELIMINATE DEFLECTION OF DUCTWORK DURING ACTUATOR OPERATION.
14. FLEXIBLE DUCT CONNECTIONS TO EQUIPMENT ARE NOT SHOWN ON THE DRAWINGS. PROVIDE EXTRA WIDE FLEXIBLE CONNECTIONS ON THE SUPPLY DUCT AND THE RETURN DUCT OF EACH MAKE-UP AIR UNIT, ROOFTOP UNIT, AND EACH AIR HANDLING UNIT. PROVIDE STANDARD FLEXIBLE CONNECTIONS ON ALL BLOWER COILS, EXHAUST FANS, SUPPLY FANS, AND DUST COLLECTOR.
15. PROVIDE 45° FLARED TAKEOFFS FOR ALL RECTANGULAR BRANCH CONNECTIONS TO THE MAIN DUCT.
16. ALL DAMPER ACTUATORS FOR DUCT SYSTEMS OR EQUIPMENT THAT COMMUNICATES DIRECTLY WITH THE OUTDOORS SHALL BE SPRING RETURN TYPE TO CLOSE IN THE EVENT OF A POWER FAILURE.
17. PROVIDE 1-1/2 HOUR RATED FIRE DAMPERS IN THE DUCTWORK WHERE INDICATED ON THE PLANS AND REQUIRED BY CODE. FIRE DAMPERS SHALL BE PROVIDED WITH AN ACCESS PANEL LARGE ENOUGH TO PERMIT INSPECTION AND MAINTENANCE OF THE DAMPER. ACCESS PANELS TO FIRE DAMPERS SHALL BE PERMANENTLY IDENTIFIED ON THE EXTERIOR BY A NAMEPLATE WITH THE WORDS "FIRE DAMPER". THE LETTERS ON THE FIRE DAMPER LABELS SHALL NOT BE LESS THAN 1/2 INCH IN HEIGHT.
18. THE SPACE ABOVE THE SUSPENDED CEILINGS SHALL BE USED AS A RETURN AIR PLENUM. IT IS THE RESPONSIBILITY OF THE MECHANICAL CONTRACTOR TO COORDINATE THE WORK OF OTHER TRADES TO PROVIDE ADEQUATE SPACE FOR THE FLOW OF RETURN AIR (250 FPM MAXIMUM VELOCITY). WHERE PARTITIONS EXTEND TO THE CONSTRUCTION ABOVE, OPENINGS SHALL BE PROVIDED IN THE PARTITION ABOVE THE CEILING.
19. DUCT DIMENSIONS NOTED ON THE DRAWINGS ARE NET FREE AREA. WHERE ACOUSTIC LINER IS INDICATED OR SPECIFIED THE SHEET METAL SIZE MUST BE INCREASED TO ACCOMMODATE THE LINER.
20. AREAS ABOVE THE CEILING SERVE AS A RETURN AIR PLENUM. ALL MATERIALS EXPOSED IN THE PLENUM SHALL HAVE A 25/50 SMOKE/FLAME SPREAD RATING.
21. ALL DUCT RUNOUTS TO AIR DEVICES ARE TO BE THE SAME SIZE AS THE NECK OF THE AIR DEVICE UNLESS NOTED OTHERWISE.
22. DIRECTIONAL ARROWS ON AIR DEVICES INDICATE THROWS FOR AIR DEVICE. VERIFY PROPER ADJUSTMENT OF THROW DEFLECTION VANES OF ALL AIR DEVICES PRIOR TO BEGINNING BALANCING. WHERE NO ARROWS ARE SHOWN, THROW SHALL BE 4-WAY.
23. CONTRACTOR SHALL BALANCE EACH AREA OF COMPLETED WORK. THE CONTRACTOR SHALL BALANCE SUPPLY, RETURN, AND EXHAUST AIR FLOWS AT EACH AIR DEVICE AFFECTED BY RENOVATION TO QUANTITY INDICATED ON THE DRAWINGS.
24. ALL NEW DUCT CONNECTIONS TO EXISTING DUCTWORK SHALL BE SEALED AIRTIGHT.
25. ALL BATHROOM EXHAUST DUCTWORK SHALL BE EXTERNALLY INSULATED.
26. EXPOSED GALVANIZED DUCTWORK SHALL BE PAINTABLE. GENERAL CONTRACTOR TO PAINT ALL EXPOSED DUCTWORK. FINAL COLOR TO BE APPROVED BY THE ARCHITECT.

## GENERAL NOTES (AIR SIDE)

1. THESE PLANS ARE DIAGRAMMATIC IN NATURE SINCE THEY REFLECT ONLY THE AVAILABLE INFORMATION OBTAINED FROM EXISTING PLANS, SPECIFICATIONS, AND FIELD SURVEYS. THE EXACT LOCATION OF EXISTING DUCTWORK, PIPING, AND EQUIPMENT MAY DEVIATE FROM THE LOCATION INDICATED ON THE DRAWINGS. THE CONTRACTOR SHALL BE PREPARED TO MAKE SOME ALTERATIONS TO NEW AND/OR EXISTING SERVICES TO FIT ACTUAL JOB CONDITIONS.
2. THE SPACE ALLOWED FOR MECHANICAL (HVAC, PLUMBING, FIRE PROTECTION) AND ELECTRICAL WORK ABOVE THE SUSPENDED CEILING IS CRITICAL AND REQUIRES COORDINATION BETWEEN TRADES. CONTRACTORS SHALL THOROUGHLY FAMILIARIZE THEMSELVES WITH THE ARCHITECTURAL, STRUCTURAL, MECHANICAL, AND ELECTRICAL DRAWINGS PRIOR TO FABRICATION OR INSTALLATION OF ANY MATERIALS. DUCTWORK SHALL BE HUNG AS CLOSE AS POSSIBLE TO THE STRUCTURE ABOVE UNLESS INDICATED OTHERWISE. REWORK OF PIPING, DUCTWORK, EQUIPMENT LOCATION, CONDUIT, ETC. AS A RESULT OF POOR PLANNING, COORDINATION, OR SCHEDULING SHALL BE THE RESPONSIBILITY OF THE CONTRACTOR.
3. ANY HOLES LEFT IN EXISTING WALL CONSTRUCTION DUE TO DEMOLITION OR NEW WORK SHALL BE PATCHED TO MATCH EXISTING CONDITIONS.
4. PIPES/DUCTS/ETC. PENETRATING EXTERIOR WALLS AND ROOFS SHALL BE SEALED WEATHER PROOF.
5. CONTRACTOR TO FIRESTOP ALL PENETRATIONS THROUGH FIRE-RATED FLOORS AND WALLS CREATED BY DEMOLITION OR NEW WORK WITH "SPECSEAL SSS" OR EQUAL.
6. PROVIDE OPENING IN DRY WALL ABOVE CEILING TO ALLOW SUPPLY AIR TO RETURN TO HEAT PUMPS OR AIR HANDLERS.
7. REFRIGERANT PIPING TO BE SIZED BY EQUIPMENT MANUFACTURER AND INSTALLED PER THE MANUFACTURER'S INSTALLER'S GUIDE. CONTRACTOR TO SUBMIT DRAWINGS SHOWING ROUTING. SEE SPECIFICATIONS.
8. THERMOSTATS & ROOM TEMPERATURE SENSORS SHALL BE MOUNTED AT 48" A.F.F. TO THE TOP OF THERMOSTAT UNLESS NOTED OTHERWISE. DO NOT MOUNT IN DIRECT SUNLIGHT OR NEAR HEAT PRODUCING EQUIPMENT.
9. INSTALL H.V.A.C. SYSTEM IN ACCORDANCE WITH ALL STATE AND LOCAL CODES.
10. THE CONTRACTOR SHALL BE RESPONSIBLE FOR THE COORDINATION OF ANY FRAMING REVISIONS, EQUIPMENT LOCATIONS, ADDITION OF CONTROLS, ELECTRICAL CIRCUITING REVISIONS, ETC. THAT RESULT FROM USING EQUIPMENT OTHER THAN INDICATED ON THE DRAWINGS. APPROVAL OF THE SHOP DRAWINGS BY THE ENGINEER WILL NOT WAIVE THE CONTRACTOR OF THIS RESPONSIBILITY.
11. THE CONTRACTOR SHALL HAVE THE FINAL RESPONSIBILITY FOR SYSTEM START UP AND TURN OVER TO THE OWNER.
12. ALL ITEMS INCLUDED ON THESE DRAWINGS AND THE SPECIFICATIONS SHALL BE INCLUDED IN THE CONTRACTOR'S BID. IF THE CONTRACTOR DOES NOT CLEARLY UNDERSTAND THESE PLANS OR IS NOT SURE OF THEIR MEANING, THE CONTRACTOR SHOULD OBTAIN THE ENGINEER'S WRITTEN EXPLANATION AND INTERPRETATION PRIOR TO BID TIME. THE CONTRACTOR WILL BE HELD TO THE INTERPRETATION OF THE ENGINEER.
13. FIRE CAULK ALL PENETRATIONS THRU FIRE RATED PARTITIONS TO MAINTAIN FIRE RATING OF PARTITION.
14. CAULK ALL PENETRATIONS THRU WALLS TO MINIMIZE SOUND PENETRATION THRU WALLS.
15. IT SHALL BE THE CONTRACTOR'S RESPONSIBILITY TO COORDINATE ALL TEMPERATURE CONTROL SYSTEM REQUIREMENTS.
16. ROUTE LINE SIZE PVC CONDENSATE DRAIN PIPING FROM AIR HANDLING UNIT TO NEAREST FLOOR DRAIN. PROVIDE TRAP AT CONNECTION TO AIR HANDLING UNIT.
17. ANY DAMAGE TO THE SITE (SIDEWALKS, CURBS, ETC) OR TO THE BUILDING AS A RESULT OF WORK PERFORMED UNDER THIS CONTRACT SHALL BE FIXED BY THE CONTRACTOR AT NO ADDITIONAL COST TO THE OWNER.
18. CONTRACTOR WILL BE RESPONSIBLE FOR ALL CUTTING AND PATCHING OF ROOFS/WALLS/FLOORS AND CORE DRILLS REQUIRED TO COMPLETE THEIR RESPECTIVE WORK.
19. THE OWNER SHALL HAVE FIRST SALVAGE RIGHTS OF EQUIPMENT AND MATERIALS REMOVED. ALL EQUIPMENT AND MATERIALS NOT CLAIMED BY THE OWNER SHALL BE REMOVED FROM THE PREMISES BY THE CONTRACTORS.
20. REMOVE AND DISPOSE OF REFRIGERANT IN ACCORDANCE WITH ALL APPLICABLE REGULATIONS.
21. THE CONTRACTOR SHALL BE RESPONSIBLE FOR PROVIDING ANY TEMPORARY FENCING AROUND THE LIFT SITE DURING LIFTS.
22. LICENSED ABATEMENT CONTRACTOR SHALL ASSUME ALL MATERIALS IDENTIFIED OR SUSPECTED TO CONTAIN ASBESTOS THAT ARE DISTURBED BY THIS PROJECT TO REQUIRE PROPER ABATEMENT, REMOVAL, AND DISPOSAL IN ACCORDANCE WITH APPLICABLE REGULATIONS.
23. PROVIDE FLEXIBLE CONNECTIONS ON ALL PIPING PENETRATIONS BACK TO BACK 2 HOUR RATED FIRE WALLS TO ALLOW FOR EXPANSION BETWEEN THE WALLS.
24. ALL EXISTING MECHANICAL EQUIPMENT, DUCTWORK, ETC. THAT SERVES SPACES ON OTHER FLOORS SHALL REMAIN AS IS. DO NOT DISCONNECT OR REMOVE ANY EQUIPMENT NOT SHOWN IN THESE PLANS.
25. REMOVE AND RE-INSTALL EXISTING LAY-IN CEILING AS REQUIRED TO COMPLETE ALL DEMOLITION AND NEW WORK. REPLACE CEILING TILES DAMAGED DURING CONSTRUCTION WITH NEW TILES MATCHING EXISTING.


bond architects
222 SOUTH CENTRAL AVE.
SUITE# 501
ST. LOUIS, MO 63105
TEL: 314.863.4994
FAX: 314.863.4996
www.bondarchitectsinc.com
Bond Architects, Inc.
Missouri State Certificate of Authority # 2009027409

**Cole & Associates, Inc.**
Civil Engineer
Consultant Project #26-0064
Certificate of Authority #001165
401 S. 18th St., Suite 200
St. Louis, MO 63103
314.984.9887 tel

**CASE Engineering, Inc.**
Structural Engineer
Consultant Project BDA-MO-06-26
Certificate of Authority #001498
796 Merus Ct.
Fenton, MO 63026
636.349.1600 tel

**RTM Engineering Consultants**
MEP Engineer
Consultant Project #26.B00203.2171
Certificate of Authority #2002028690
3701 S. Lindbergh Blvd.
St. Louis, MO 63127
314.725.5889 tel


West High School
14653 Clayton Rd., Ballwin, MO 63011
Parkway PN #542501B
Building Renovation & Site Improvements

Parkway School District
363 N. Woods Mill Rd., Chesterfield, MO 63017
314.415.6231 tel

Project No: 26022

Revisions

| No. | Description | Date |
|---|---|---|
| | | |
| | | |
| | | |
| | | |
| | | |
| | | |


This drawing and the details on it are the sole property of the architect and may be used for this specific project only. It shall not be loaned, copied or reproduced, in whole or in part, or for any other purpose or project without the written consent of the Architect.
Copyright © 2026 by Bond Architects, Inc.


STATE OF MISSOURI
MICHAEL D. MITCHELL
NUMBER PE-2010019977
PROFESSIONAL ENGINEER
10/23/2026
MICHAEL D. MITCHELL
MO License #2010019977 | 10/23/2026
Certificate of Authority #2014035826

The Professional Architects seal affixed to this sheet applies only to the material and items shown on this sheet. All drawings, instruments or other documents not exhibiting this seal shall not be considered prepared by this architect, and this architect expressly disclaims any and all responsibility for such plan, drawings or documents not exhibiting this seal.

DATE: 10/23/2026

BID / PERMIT SET

# MECHANICAL GENERAL NOTES

M0.2

10/23/2026 10:32:35 AM

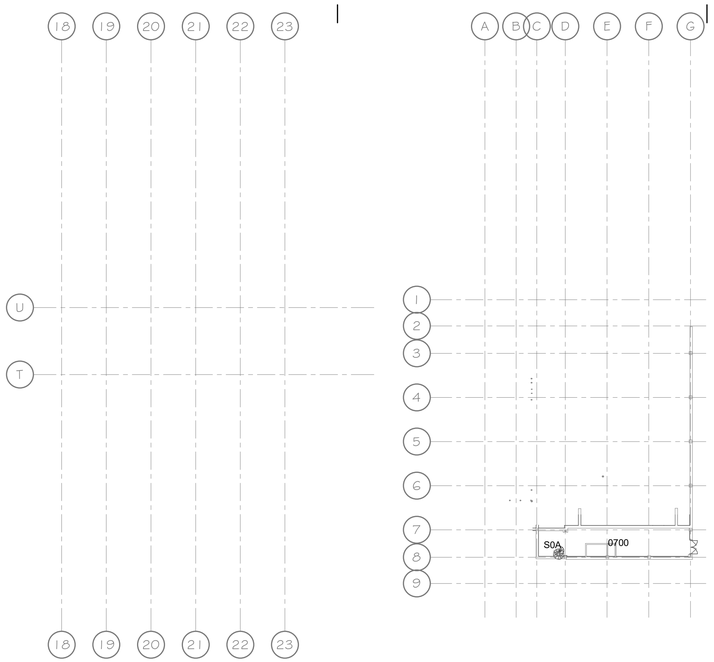


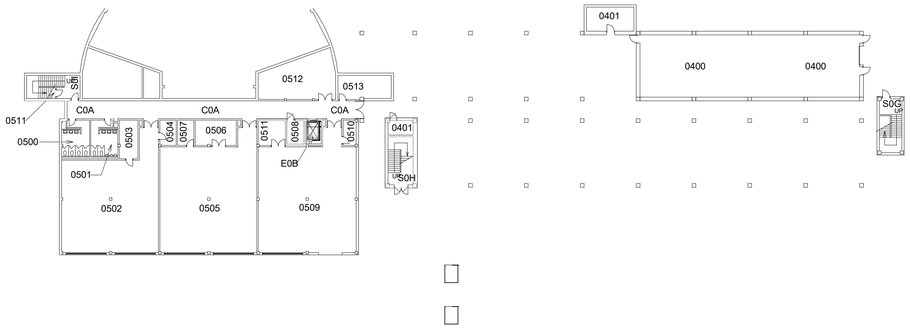


N

1 MD2.0 DEMO - LOWER LEVEL - OVERALL - MECHANICAL
1/32" = 1'-0"

## GENERAL NOTES

A. THESE PLANS ARE DIAGRAMMATIC IN NATURE. SINCE THEY REFLECT ONLY THE AVAILABLE INFORMATION OBTAINED FROM EXISTING PLANS, SPECIFICATIONS, AND FIELD SURVEYS. THE EXACT LOCATION OF EXISTING DUCTWORK, PIPING, AND EQUIPMENT MAY DEVIATE FROM THE LOCATION INDICATED ON THESE DRAWINGS. THE CONTRACTOR SHALL BE PREPARED TO MAKE SOME ALTERATIONS TO NEW AND/OR EXISTING SERVICES TO FIT ACTUAL JOB CONDITIONS.

B. ITEMS SHOWN BOLD AND/OR DASHED ON THE DEMOLITION SHEETS INDICATE ITEMS TO BE REMOVED.

C. CROSS HATCHING INDICATES ITEMS TO BE REMOVED.

D. OWNER HAS FIRST RIGHT OF REFUSAL FOR ALL EQUIPMENT BEING REMOVED. CONTRACTOR TO DISPOSE OF EQUIPMENT BEING REMOVED BUT NOT RETAINED BY OWNER.

E. THE CONTRACTOR SHALL COORDINATE SYSTEM SHUT-DOWNS, INCLUDING CHILLED WATER AND HEATING WATER SYSTEM SHUT-DOWNS, WITH THE OWNER. PROVIDE A MINIMUM TWO DAY NOTICE PRIOR TO ANY SYSTEM SHUT-DOWN.

F. THE CONTRACTOR SHALL BE RESPONSIBLE FOR DRAINING, FILLING, AND VENTING OF ALL HYDRONIC SYSTEMS IMPACTED BY THIS PROJECT.


bond architects
222 SOUTH CENTRAL AVE.
SUITE# 501
ST. LOUIS, MO 63105
TEL: 314.863.4994
FAX: 314.863.4996
www.bondarchitectsinc.com
Bond Architects, Inc.
Missouri State Certificate of Authority # 2009027409

**Cole & Associates, Inc.**
Civil Engineer
Consultant Project #26-0064
Certificate of Authority #001165
401 S. 18th St., Suite 200
St. Louis, MO 63103
314.984.9887 tel

**CASE Engineering, Inc.**
Structural Engineer
Consultant Project BDA-MO-06-26
Certificate of Authority #001498
796 Merus Ct.
Fenton, MO 63026
636.349.1600 tel

**RTM Engineering Consultants**
MEP Engineer
Consultant Project #26.B00203.2171
Certificate of Authority #2002028690
3701 S. Lindbergh Blvd.
St. Louis, MO 63127
314.725.5889 tel


West High School
14653 Clayton Rd., Ballwin, MO 63011
Parkway PN #542501B
Building Renovation & Site Improvements

Parkway School District
363 N. Woods Mill Rd., Chesterfield, MO 63017
314.415.6231 tel

Project No: 26022

Revisions

| No. | Description | Date |
|---|---|---|
| | | |


This drawing and the details on it are the sole property of the architect and may be used for this specific project only. It shall not be loaned, copied or reproduced, in whole or in part, or for any other purpose or project without the written consent of the Architect.
Copyright © 2026 by Bond Architects, Inc.


STATE OF MISSOURI
MICHAEL D. MITCHELL
NUMBER PE-2010019977
PROFESSIONAL ENGINEER
10/23/2026

MICHAEL D. MITCHELL
MO License #2010019977, 10/23/2026
Certificate of Authority 2014035826

The Professional Architects seal affixed to this sheet applies only to the material and items shown on this sheet. All drawings, instruments or other documents not exhibiting this seal shall not be considered prepared by this architect, and this architect expressly disclaims any and all responsibility for such plan, drawings or documents not exhibiting this seal.

DATE: 10/23/2026

BID / PERMIT SET

LOWER LEVEL DEMO PLAN OVERALL

MD2.0

10/23/2026 10:32:36 AM

SCALE: 3" = 1'-0" 0 0.25 0.5 1
SCALE: 1 1/2" = 1'-0" 0 0.5 1 2
SCALE: 1" = 1'-0" 0 0.5 1 2
SCALE: 3/4" = 1'-0" 0 1 2 3
SCALE: 1/2" = 1'-0" 0 1 2 4
SCALE: 1/4" = 1'-0" 0 2 4 8
SCALE: 1/8" = 1'-0" 0 4 8 16
SCALE: 1/16" = 1'-0" 0 8 16 32

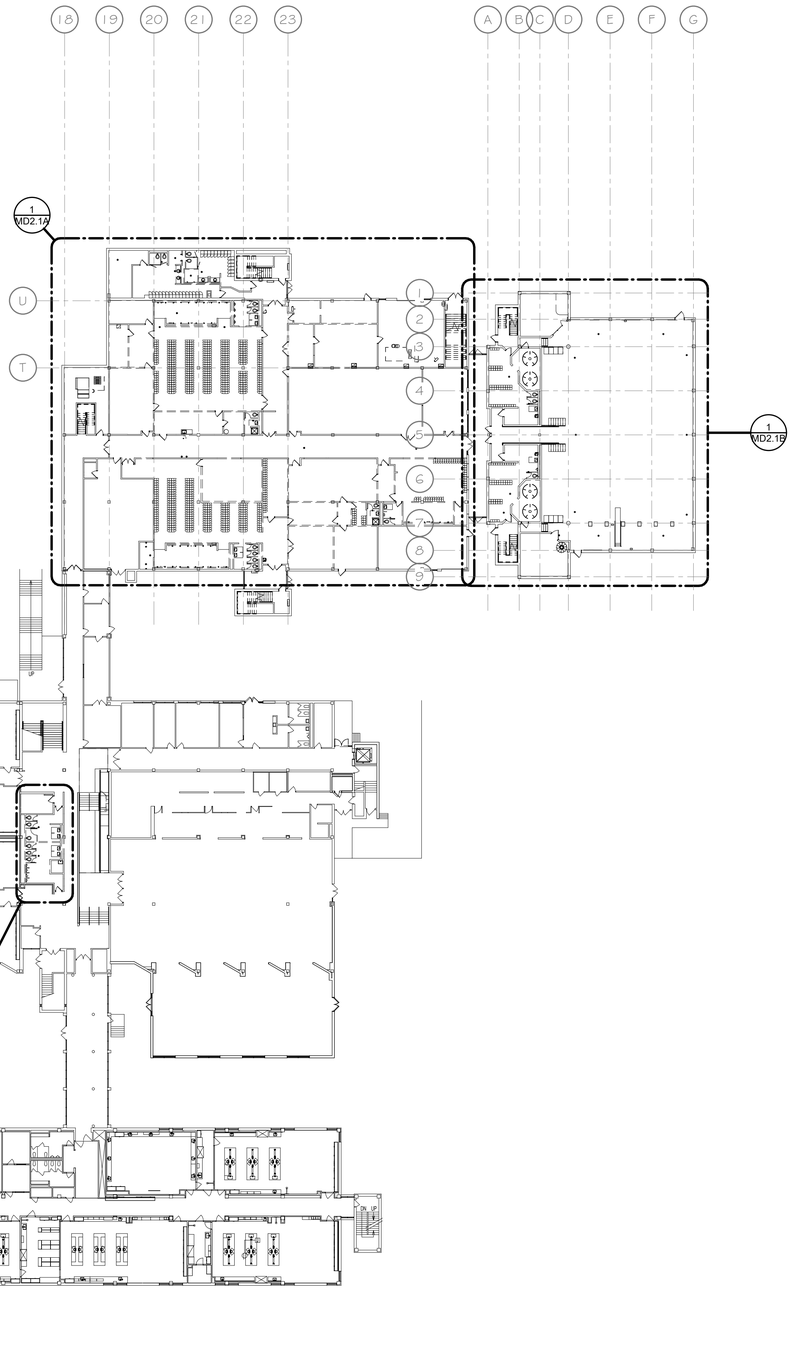


N

1 MD2.1 DEMO - FIRST FLOOR - OVERALL - MECHANICAL
1/32" = 1'-0"

## GENERAL NOTES

A. THESE PLANS ARE DIAGRAMMATIC IN NATURE. SINCE THEY REFLECT ONLY THE AVAILABLE INFORMATION OBTAINED FROM EXISTING PLANS, SPECIFICATIONS, AND FIELD SURVEYS. THE EXACT LOCATION OF EXISTING DUCTWORK, PIPING, AND EQUIPMENT MAY DEVIATE FROM THE LOCATION INDICATED ON THESE DRAWINGS. THE CONTRACTOR SHALL BE PREPARED TO MAKE SOME ALTERATIONS TO NEW AND/OR EXISTING SERVICES TO FIT ACTUAL JOB CONDITIONS.

B. ITEMS SHOWN BOLD AND/OR DASHED ON THE DEMOLITION SHEETS INDICATE ITEMS TO BE REMOVED.

C. CROSS HATCHING INDICATES ITEMS TO BE REMOVED.

D. OWNER HAS FIRST RIGHT OF REFUSAL FOR ALL EQUIPMENT BEING REMOVED. CONTRACTOR TO DISPOSE OF EQUIPMENT BEING REMOVED BUT NOT RETAINED BY OWNER.

E. THE CONTRACTOR SHALL COORDINATE SYSTEM SHUT-DOWNS, INCLUDING CHILLED WATER AND HEATING WATER SYSTEM SHUT-DOWNS, WITH THE OWNER. PROVIDE A MINIMUM TWO DAY NOTICE PRIOR TO ANY SYSTEM SHUT-DOWN.

F. THE CONTRACTOR SHALL BE RESPONSIBLE FOR DRAINING, FILLING, AND VENTING OF ALL HYDRONIC SYSTEMS IMPACTED BY THIS PROJECT.


bond architects
222 SOUTH CENTRAL AVE.
SUITE# 501
ST. LOUIS, MO 63105
TEL: 314.863.4994
FAX: 314.863.4996
www.bondarchitectsinc.com
Bond Architects, Inc.
Missouri State Certificate of Authority # 2009027409

**Cole & Associates, Inc.**
Civil Engineer
Consultant Project #26-0064
Certificate of Authority #001165
401 S. 18th St., Suite 200
St. Louis, MO 63103
314.984.9887 tel

**CASE Engineering, Inc.**
Structural Engineer
Consultant Project BDA-MO-06-26
Certificate of Authority #001498
796 Merus Ct.
Fenton, MO 63026
636.349.1600 tel

**RTM Engineering Consultants**
MEP Engineer
Consultant Project #26.B00203.2171
Certificate of Authority #2002028690
3701 S. Lindbergh Blvd.
St. Louis, MO 63127
314.725.5889 tel


West High School
14653 Clayton Rd., Ballwin, MO 63011
Parkway PN #542501B
Building Renovation & Site Improvements

Parkway School District
363 N. Woods Mill Rd., Chesterfield, MO 63017
314.415.8231 tel

Project No: 26022

Revisions

| No. | Description | Date |
|---|---|---|
| | | |


This drawing and the details on it are the sole property of the architect and may be used for this specific project only. It shall not be loaned, copied or reproduced, in whole or in part, or for any other purpose or project without the written consent of the Architect.
Copyright © 2026 by Bond Architects, Inc.


STATE OF MISSOURI
MICHAEL D. MITCHELL
NUMBER PE-2010019977
PROFESSIONAL ENGINEER
10/23/2026

MICHAEL D. MITCHELL
MO License #2010019977, Exp. 12/31/2026
Certificate of Authority #2014035826

The Professional Architects seal affixed to this sheet applies only to the material and items shown on this sheet. All drawings, instruments or other documents not exhibiting this seal shall not be considered prepared by this architect, and this architect expressly disclaims any and all responsibility for such plan, drawings or documents not exhibiting this seal.

DATE: 10/23/2026

BID / PERMIT SET

# FIRST FLOOR DEMO PLAN OVERALL

MD2.1

10/23/2026 10:32:44 AM

SCALE: 3" = 1'-0" 0 0.25' 0.5' 1'
SCALE: 1 1/2" = 1'-0" 0 0.5' 1' 2'
SCALE: 1" = 1'-0" 0 0.5' 1' 2'
SCALE: 3/4" = 1'-0" 0 1' 2' 3'
SCALE: 1/2" = 1'-0" 0 1' 2' 4'
SCALE: 1/4" = 1'-0" 0 2' 4' 8'
SCALE: 1/8" = 1'-0" 0 4' 8' 16'
SCALE: 1/16" = 1'-0" 0 8' 16' 32'

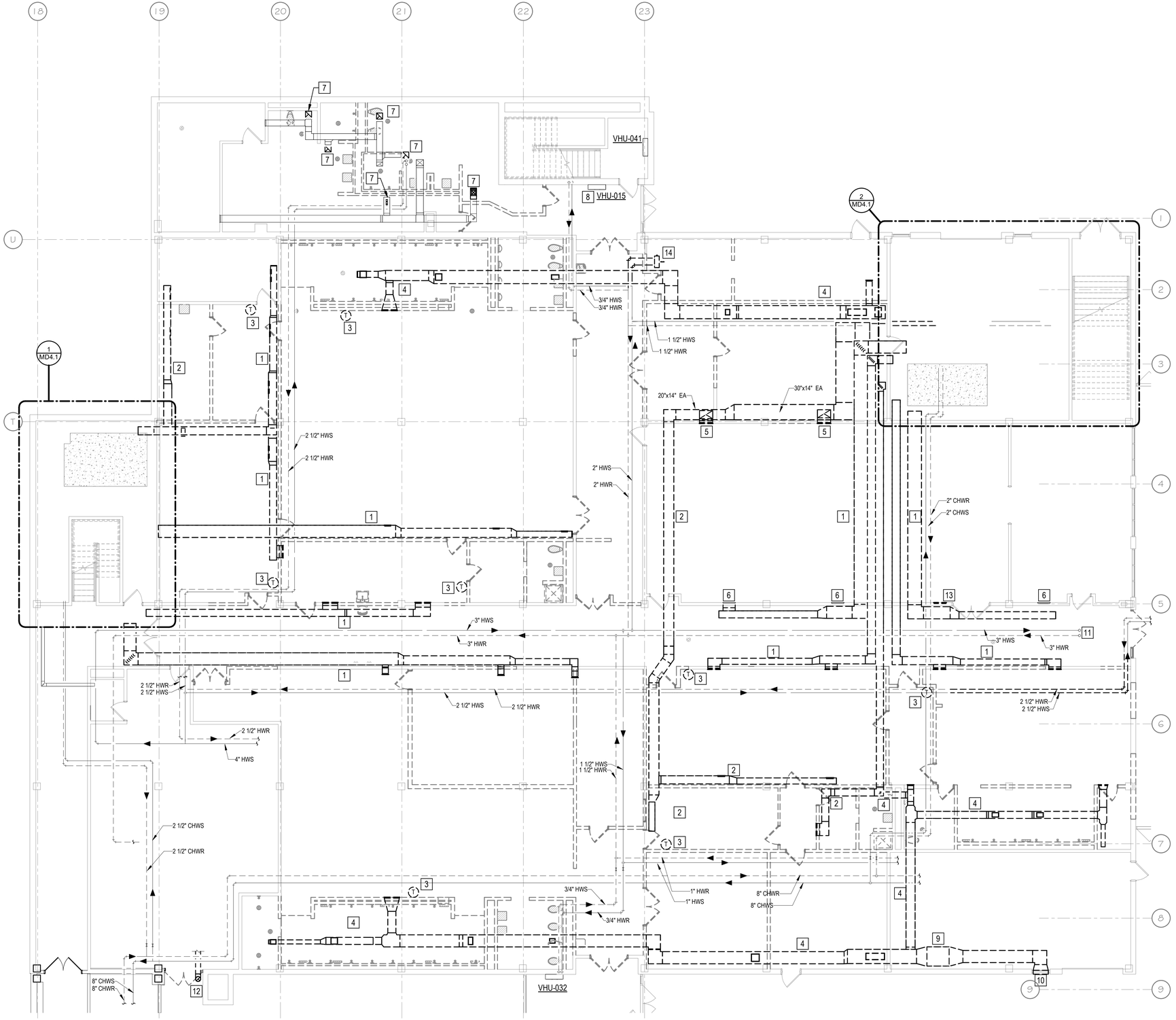


DEMO - FIRST FLOOR - AREA A - MECHANICAL
MD2.1A 1/8" = 1'-0"

10/23/2026 10:32:46 AM

## GENERAL NOTES

A. THESE PLANS ARE DIAGRAMMATIC IN NATURE. SINCE THEY REFLECT ONLY THE AVAILABLE INFORMATION OBTAINED FROM EXISTING PLANS, SPECIFICATIONS, AND FIELD SURVEYS. THE EXACT LOCATION OF EXISTING DUCTWORK, PIPING, AND EQUIPMENT MAY DEVIATE FROM THE LOCATION INDICATED ON THESE DRAWINGS. THE CONTRACTOR SHALL BE PREPARED TO MAKE SOME ALTERATIONS TO NEW AND/OR EXISTING SERVICES TO FIT ACTUAL JOB CONDITIONS.

B. ITEMS SHOWN BOLD AND/OR DASHED ON THE DEMOLITION SHEETS INDICATE ITEMS TO BE REMOVED.

C. CROSS HATCHING INDICATES ITEMS TO BE REMOVED.

D. OWNER HAS FIRST RIGHT OF REFUSAL FOR ALL EQUIPMENT BEING REMOVED. CONTRACTOR TO DISPOSE OF EQUIPMENT BEING REMOVED BUT NOT RETAINED BY OWNER.

E. THE CONTRACTOR SHALL COORDINATE SYSTEM SHUT-DOWNS, INCLUDING CHILLED WATER AND HEATING WATER SYSTEM SHUT-DOWNS, WITH THE OWNER. PROVIDE A MINIMUM TWO DAY NOTICE PRIOR TO ANY SYSTEM SHUT-DOWN.

F. THE CONTRACTOR SHALL BE RESPONSIBLE FOR DRAINING, FILLING, AND VENTING OF ALL HYDRONIC SYSTEMS IMPACTED BY THIS PROJECT.

## KEYED NOTES

1. REMOVE EXISTING SUPPLY AIR DUCT SHOWN DASHED AND ALL ASSOCIATED HANGERS, BRACKETS, SUPPORTS, ETC.
2. REMOVE EXISTING RETURN AIR DUCT SHOWN DASHED AND ALL HANGERS, BRACKETS, ETC.
3. REMOVE EXISTING THERMOSTAT AND ALL ASSOCIATED ACCESSORIES, CONTROL WIRING, SUPPORTS, ETC.
4. REMOVE EXISTING EXHAUST AIR DUCT SHOWN DASHED AND ALL HANGERS, BRACKETS, ETC.
5. EXISTING RETURN AIR DUCT AND AIR DEVICE TO REMAIN.
6. EXISTING SUPPLY AIR DEVICE TO REMAIN.
7. REMOVE EXISTING AIR DEVICES AND BRACH DUCTWORK BACK TO MAIN SHOWN DASHED.
8. EXISTING CABINET HEATER AND HEATING WATER SUPPLY/RETURN PIPING TO REMAIN.
9. REMOVE EXISTING EXHAUST FAN AND ASSOCIATED DUCTWORK, HANGERS, SUPPORTS, CONTROLS, ACCESSORIES, ETC.
10. EXISTING EXHAUST AIR LOUVER TO REMAIN.
11. EXISTING HEATING WATER SUPPLY AND RETURN MAIN PIPING UP TO FLOOR ABOVE TO REMAIN.
12. UNINSTALL EXISTING BOILER INTAKE DUCT AS REQUIRED FOR REPLACEMENT OF DOOR AND LOUVER. DUCT AND ACCESSORIES TO BE RE-INSTALLED. COORDINATE BOILER SHUT-DOWN WITH OWNER.
13. REMOVE EXISTING SUPPLY AIR DEVICE AND ASSOCIATED DUCTWORK. SEE ARCHITECTURAL DRAWINGS FOR PATCHING REQUIREMENTS.
14. REMOVE EXISTING UNIT HEATER AND ASSOCIATED PIPING, ACCESSORIES, HANGERS, BRACKETS ETC.


bond architects
222 SOUTH CENTRAL AVE.
SUITE# 501
ST. LOUIS, MO 63105
TEL: 314.863.4994
FAX: 314.863.4996
www.bondarchitectsinc.com
Bond Architects, Inc.
Missouri State Certificate of Authority # 2009027409

**Cole & Associates, Inc.**
Civil Engineer
Consultant Project #26-0064
Certificate of Authority #001165
401 S. 18th St., Suite 200
St. Louis, MO 63103
314.984.9887 tel

**CASE Engineering, Inc.**
Structural Engineer
Consultant Project BDA-MO-06-26
Certificate of Authority #001498
796 Merus Ct.
Fenton, MO 63026
636.349.1600 tel

**RTM Engineering Consultants**
MEP Engineer
Consultant Project #26.B00203.2171
Certificate of Authority #2002028690
3701 S. Lindbergh Blvd.
St. Louis, MO 63127
314.725.5889 tel


West High School
14653 Clayton Rd., Ballwin, MO 63011
Parkway PN #542501B
Building Renovation & Site Improvements

Parkway School District
363 N. Woods Mill Rd., Chesterfield, MO 63017
314.415.8231 tel

Project No: 26022

Revisions

| No. | Description | Date |
|---|---|---|
| | | |


This drawing and the details on it are the sole property of the architect and may be used for this specific project only. It shall not be loaned, copied or reproduced, in whole or in part, or for any other purpose or project without the written consent of the Architect. Copyright © 2026 by Bond Architects, Inc.


STATE OF MISSOURI
MICHAEL D. MITCHELL
NUMBER PE-2010019577
PROFESSIONAL ENGINEER
10/23/2026
MICHAEL D. MITCHELL, PE
MO License #2010019577 Exp: 12/31/2026
Certificate of Authority 2014035826


The Professional Architects seal affixed to this sheet applies only to the material and items shown on this sheet. All drawings, instruments or other documents not exhibiting this seal shall not be considered prepared by this architect, and this architect expressly disclaims any and all responsibility for such plan, drawings or documents not exhibiting this seal.


DATE: 10/23/2026

BID / PERMIT SET

# FIRST FLOOR DEMO PLAN - AREA A

# MD2.1A

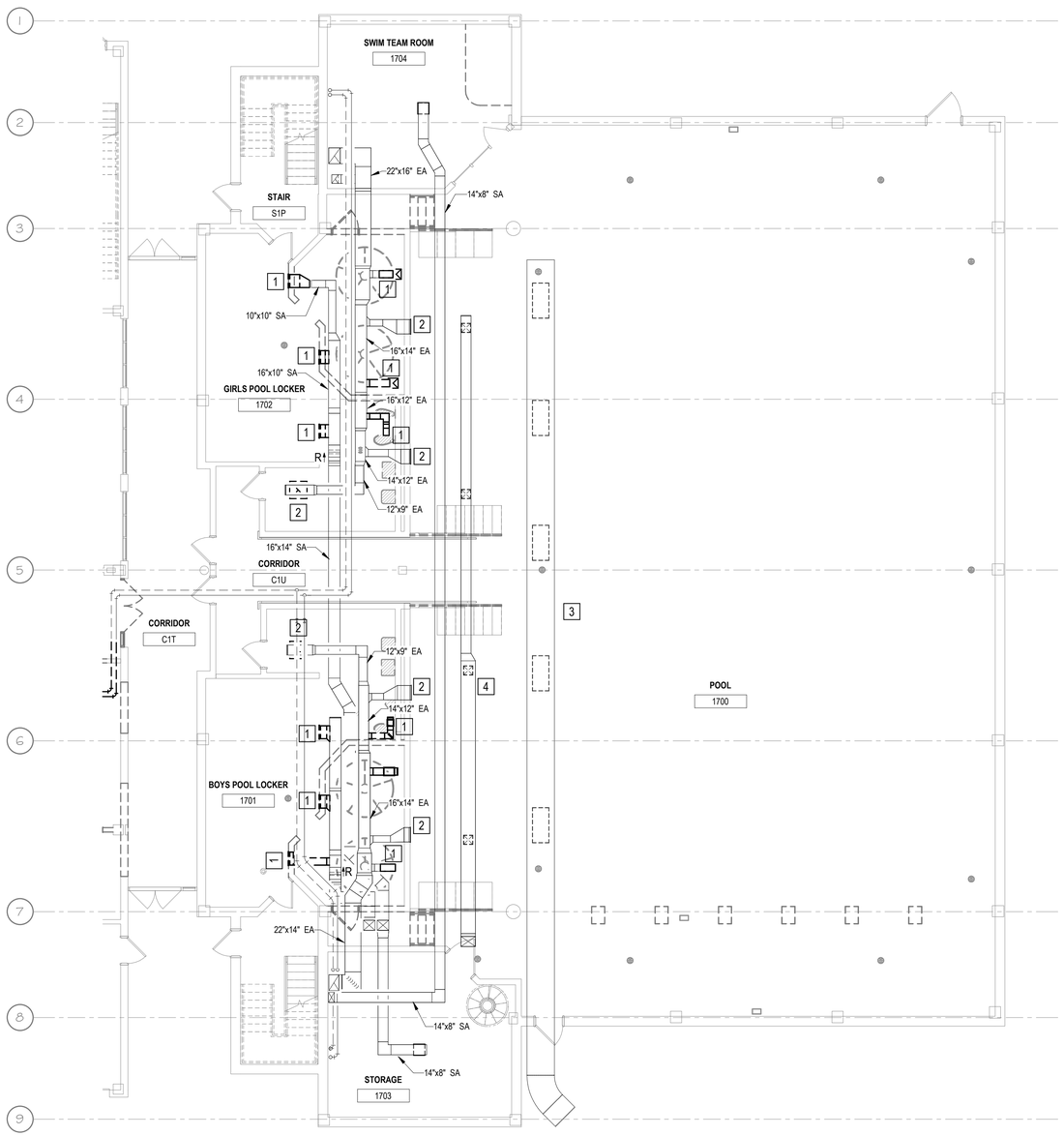


N 1 DEMO - FIRST FLOOR - AREA B - MECHANICAL
MD2.1B 1/8" = 1'-0"

## GENERAL NOTES

A. THESE PLANS ARE DIAGRAMMATIC IN NATURE. SINCE THEY REFLECT ONLY THE AVAILABLE INFORMATION OBTAINED FROM EXISTING PLANS, SPECIFICATIONS, AND FIELD SURVEYS. THE EXACT LOCATION OF EXISTING DUCTWORK, PIPING, AND EQUIPMENT MAY DEVIATE FROM THE LOCATION INDICATED ON THESE DRAWINGS. THE CONTRACTOR SHALL BE PREPARED TO MAKE SOME ALTERATIONS TO NEW AND/OR EXISTING SERVICES TO FIT ACTUAL JOB CONDITIONS.

B. ITEMS SHOWN BOLD AND/OR DASHED ON THE DEMOLITION SHEETS INDICATE ITEMS TO BE REMOVED.

C. CROSS HATCHING INDICATES ITEMS TO BE REMOVED.

D. OWNER HAS FIRST RIGHT OF REFUSAL FOR ALL EQUIPMENT BEING REMOVED. CONTRACTOR TO DISPOSE OF EQUIPMENT BEING REMOVED BUT NOT RETAINED BY OWNER.

E. THE CONTRACTOR SHALL COORDINATE SYSTEM SHUT-DOWNS, INCLUDING CHILLED WATER AND HEATING WATER SYSTEM SHUT-DOWNS, WITH THE OWNER. PROVIDE A MINIMUM TWO DAY NOTICE PRIOR TO ANY SYSTEM SHUT-DOWN.

F. THE CONTRACTOR SHALL BE RESPONSIBLE FOR DRAINING, FILLING, AND VENTING OF ALL HYDRONIC SYSTEMS IMPACTED BY THIS PROJECT.

## KEYED NOTES

1 REMOVE EXISTING AIR DEVICE AND ASSOCIATED DUCT SHOWN DASHED.

2 EXISTING AIR DEVICE AND ASSOCIATED DUCTWORK TO REMAIN.

3 EXISTING DUCT AND AIR DEVICES SERVING POOL AND SPECTATOR AREA TO REMAIN.

## HAZARDOUS MATERIALS GENERAL NOTES

A. REFER TO OWNER'S REGULATED MATERIAL DRAWINGS AND WRITTEN NARRATIVE PRIOR TO ANY DEMOLITION OR CONSTRUCTION.
B. ANY NOTES REGARDING HAZARDOUS MATERIAL ARE FOR REFERENCE ONLY AS A RESULT OF THE OWNER PROVIDED HAZARDOUS MATERIAL DRAWINGS. CONTRACTOR TO REFER TO AND COORDINATE WITH OWNER'S HAZARDOUS MATERIAL DRAWINGS.
C. IF UNEXPECTED HAZARDOUS MATERIAL IS ENCOUNTERED NOTIFY ARCHITECT & OWNER IMMEDIATELY.
D. ALL ABATEMENT TO BE PERFORMED BY ABATEMENT CONTRACTOR.
E. NEW CONSTRUCTION MAY REQUIRE ABATEMENT, REGARDLESS OF PRIOR DEMOLITION.
F. NEW CONNECTIONS TO EXISTING STRUCTURE MAY REQUIRE ABATEMENT AT CONNECTION LOCATIONS. PRIOR TO WELDING, DRILLING, OR ANY OTHER CONNECTION METHOD, VERIFY PRESENCE OF REGULATED MATERIAL PER OWNER'S HAZARDOUS MATERIAL DRAWINGS.
G. CONNECTIONS INCLUDE, BUT ARE NOT LIMITED TO, WALL BRACING, DEFLECTION TRACKS, CEILING HANGERS, DUCT HANGERS, EQUIPMENT HANGERS, LIGHTING, PLUMBING SUPPORTS, AND OTHER PENETRATIONS PER OWNER'S HAZARDOUS MATERIAL DRAWINGS.
H. WELDED CONNECTIONS ARE TO BE ABATED TO THE EXTENT WHICH MINIMIZES HEAT-GENERATED HAZARDS PER OWNER'S HAZARDOUS MATERIAL DRAWINGS.
I. DRILLED CONNECTIONS ARE TO BE ABATED TO THE EXTENT WHICH MINIMIZES PARTICLE-GENERATED HAZARDS PER OWNER'S HAZARDOUS MATERIAL DRAWINGS.

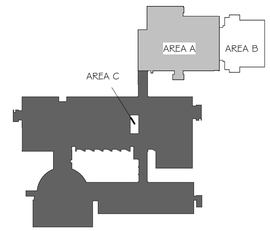


N Key Plan - Level 1
1" = 160'-0"

bond architects
222 SOUTH CENTRAL AVE.
SUITE# 501
ST. LOUIS, MO 63105
TEL: 314.863.4994
FAX: 314.863.4996
www.bondarchitectsinc.com
Bond Architects, Inc.
Missouri State Certificate of Authority # 2009027409

**Cole & Associates, Inc.**
Civil Engineer
Consultant Project #26-0064
Certificate of Authority #001165
401 S. 18th St., Suite 200
St. Louis, MO 63103
314.984.9887 tel

**CASE Engineering, Inc.**
Structural Engineer
Consultant Project BDA-MO-06-26
Certificate of Authority #001498
796 Merus Ct.
Fenton, MO 63026
636.349.1600 tel

**RTM Engineering Consultants**
MEP Engineer
Consultant Project #26.B00203.2171
Certificate of Authority #2002028690
3701 S. Lindbergh Blvd.
St. Louis, MO 63127
314.725.5889 tel

West High School
14653 Clayton Rd., Ballwin, MO 63011
Parkway PN #5425018
Building Renovation & Site Improvements

Parkway School District
363 N. Woods Mill Rd., Chesterfield, MO 63017
314.415.8231 tel

Project No: 26022

Revisions

| No. | Description | Date |
|---|---|---|
| | | |

This drawing and the details on it are the sole property of the architect and may be used for this specific project only. It shall not be loaned, copied or reproduced, in whole or in part, or for any other purpose or project without the written consent of the Architect.
Copyright © 2026 by Bond Architects, Inc.

STATE OF MISSOURI
MICHAEL D. MITCHELL
NUMBER PE-2010019771
PROFESSIONAL ENGINEER
10/23/2026
MICHAEL D. MITCHELL
MO License #2010019771 Expires 12/31/2026
Certificate of Authority 2014035826

The Professional Architects seal affixed to this sheet applies only to the material and items shown on this sheet. All drawings, instruments or other documents not exhibiting this seal shall not be considered prepared by this architect, and this architect expressly disclaims any and all responsibility for such plan, drawings or documents not exhibiting this seal.

DATE: 10/23/2026

BID / PERMIT SET

# FIRST FLOOR DEMO PLAN - AREA B

# MD2.1B

10/23/2026 10:32:47 AM

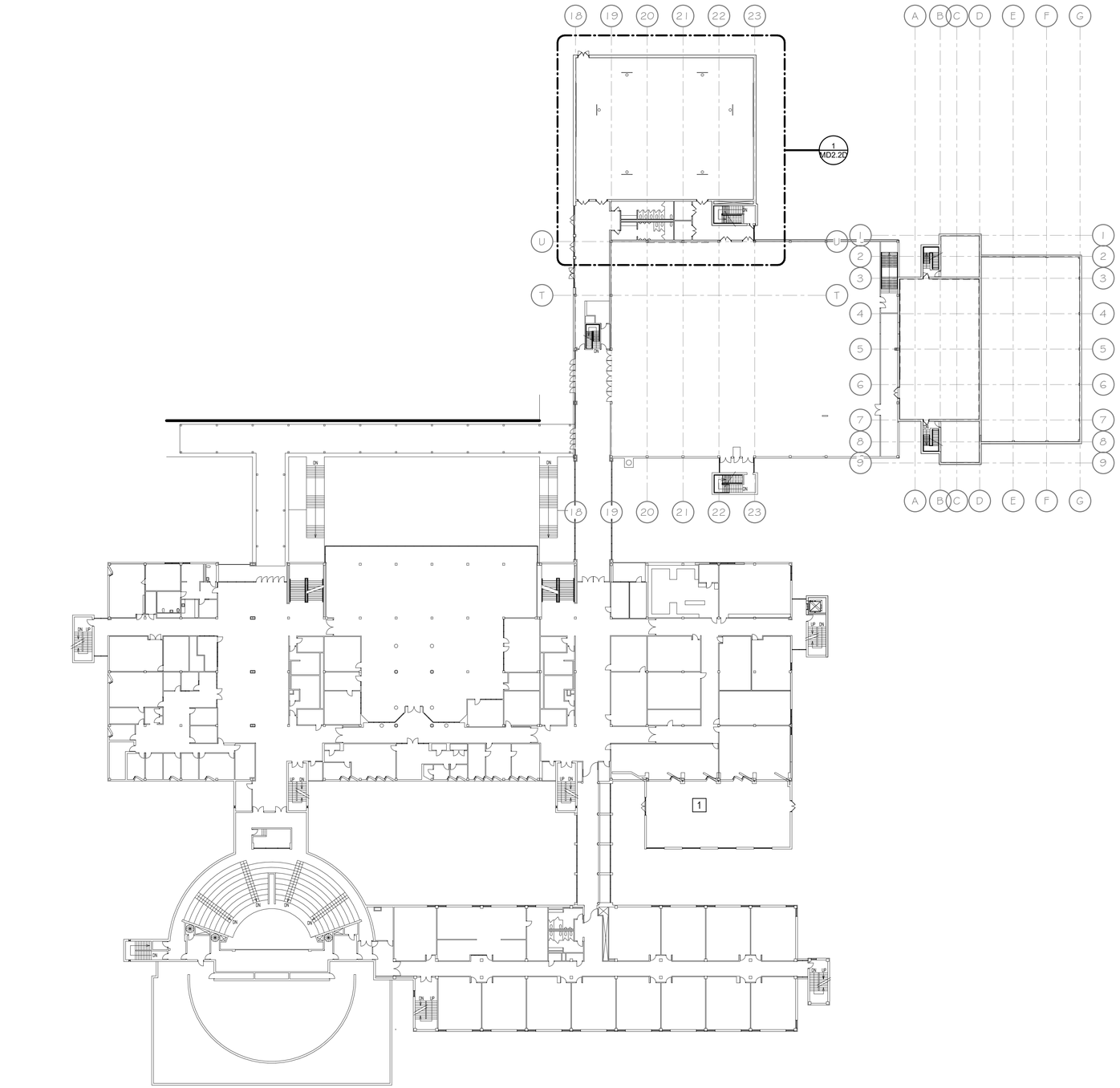


DEMO - SECOND FLOOR OVERALL - MECHANICAL
MD2.2 1/32" = 1'-0"

## GENERAL NOTES

A. THESE PLANS ARE DIAGRAMMATIC IN NATURE. SINCE THEY REFLECT ONLY THE AVAILABLE INFORMATION OBTAINED FROM EXISTING PLANS, SPECIFICATIONS, AND FIELD SURVEYS. THE EXACT LOCATION OF EXISTING DUCTWORK, PIPING, AND EQUIPMENT MAY DEVIATE FROM THE LOCATION INDICATED ON THESE DRAWINGS. THE CONTRACTOR SHALL BE PREPARED TO MAKE SOME ALTERATIONS TO NEW AND/OR EXISTING SERVICES TO FIT ACTUAL JOB CONDITIONS.

B. ITEMS SHOWN BOLD AND/OR DASHED ON THE DEMOLITION SHEETS INDICATE ITEMS TO BE REMOVED.

C. CROSS HATCHING INDICATES ITEMS TO BE REMOVED.

D. OWNER HAS FIRST RIGHT OF REFUSAL FOR ALL EQUIPMENT BEING REMOVED. CONTRACTOR TO DISPOSE OF EQUIPMENT BEING REMOVED BUT NOT RETAINED BY OWNER.

E. THE CONTRACTOR SHALL COORDINATE SYSTEM SHUT-DOWNS, INCLUDING CHILLED WATER AND HEATING WATER SYSTEM SHUT-DOWNS, WITH THE OWNER. PROVIDE A MINIMUM TWO DAY NOTICE PRIOR TO ANY SYSTEM SHUT-DOWN.

F. THE CONTRACTOR SHALL BE RESPONSIBLE FOR DRAINING, FILLING, AND VENTING OF ALL HYDRONIC SYSTEMS IMPACTED BY THIS PROJECT.

## KEYED NOTES

1 EXISTING DUCTWORK AND AIR DEVICES TO REMAIN.


bond architects
222 SOUTH CENTRAL AVE.
SUITE# 501
ST. LOUIS, MO 63105
TEL: 314.863.4994
FAX: 314.863.4996
www.bondarchitectsinc.com
Bond Architects, Inc.
Missouri State Certificate of Authority # 2009027409

**Cole & Associates, Inc.**
Civil Engineer
Consultant Project #26-0064
Certificate of Authority #001165
401 S. 18th St., Suite 200
St. Louis, MO 63103
314.984.9887 tel

**CASE Engineering, Inc.**
Structural Engineer
Consultant Project BDA-MO-06-26
Certificate of Authority #001498
796 Merus Ct.
Fenton, MO 63026
636.349.1600 tel

**RTM Engineering Consultants**
MEP Engineer
Consultant Project #26.B00203.2171
Certificate of Authority #2002028690
3701 S. Lindbergh Blvd.
St. Louis, MO 63127
314.725.5889 tel


West High School
14653 Clayton Rd., Ballwin, MO 63011
Parkway PN #542501B
Building Renovation & Site Improvements

Parkway School District
363 N. Woods Mill Rd., Chesterfield, MO 63017
314.415.8231 tel

Project No: 26022

Revisions

| No. | Description | Date |
|---|---|---|
| | | |
| | | |
| | | |
| | | |
| | | |
| | | |


This drawing and the details on it are the sole property of the architect and may be used for this specific project only. It shall not be loaned, copied or reproduced, in whole or in part, or for any other purpose or project without the written consent of the Architect.
Copyright © 2026 by Bond Architects, Inc.


STATE OF MISSOURI
MICHAEL D. MITCHELL
NUMBER PE-2010019977
PROFESSIONAL ENGINEER
10/23/2026

MICHAEL D. MITCHELL
MO Number PE-2010019977
Certificate of Authority 2014035826

The Professional Architects seal affixed to this sheet applies only to the material and items shown on this sheet. All drawings, instruments or other documents not exhibiting this seal shall not be considered prepared by this architect, and this architect expressly disclaims any and all responsibility for such plan, drawings or documents not exhibiting this seal.

DATE: 10/23/2026

BID / PERMIT SET

# SECOND FLOOR DEMO PLAN OVERALL

# MD2.2

10/23/2026 10:32:47 AM

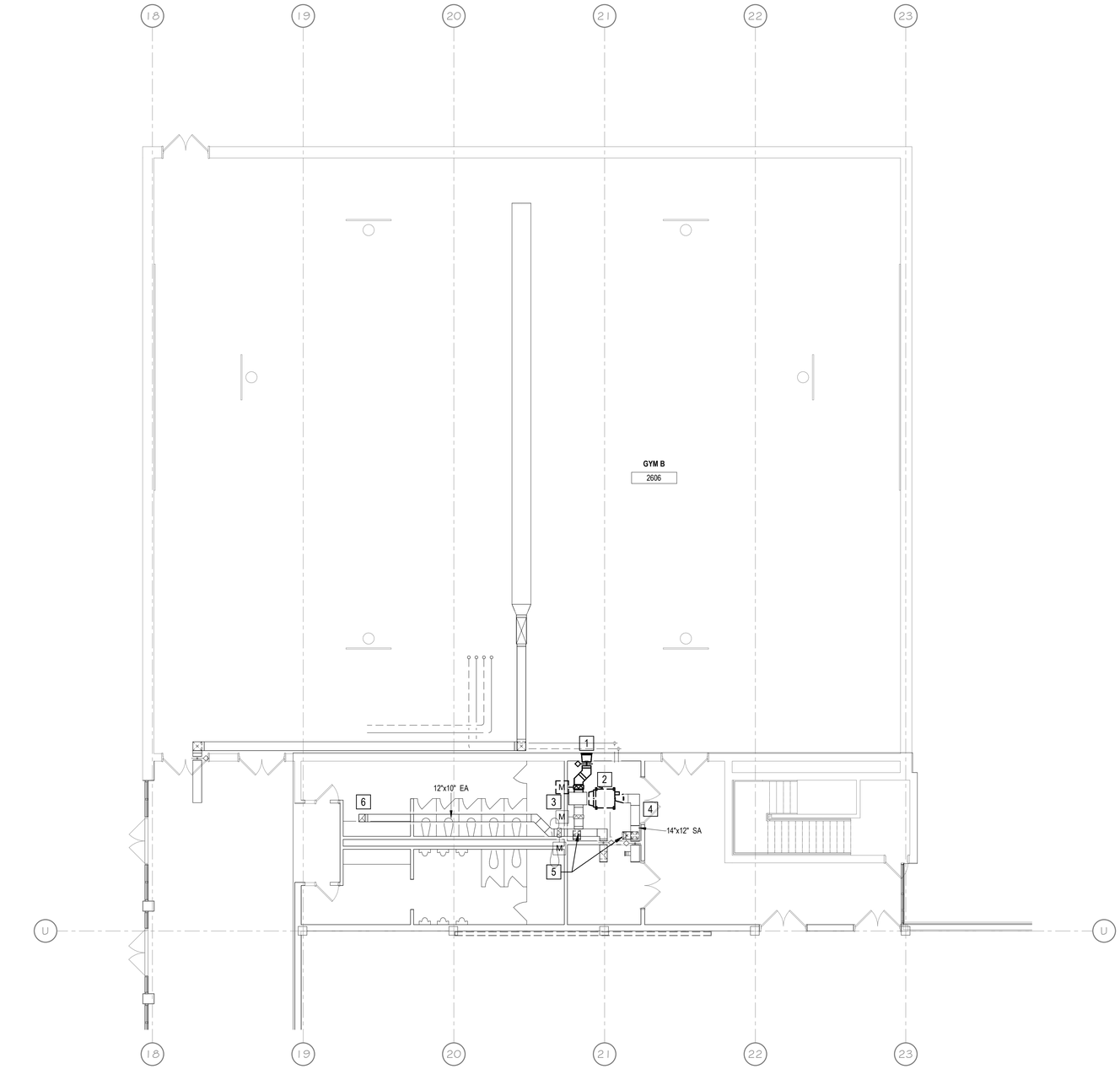


N 1 DEMO SECOND FLOOR PLAN - AREA D - MECHANICAL
MD2.2D 1/8" = 1'-0"

## GENERAL NOTES

A. THESE PLANS ARE DIAGRAMMATIC IN NATURE. SINCE THEY REFLECT ONLY THE AVAILABLE INFORMATION OBTAINED FROM EXISTING PLANS, SPECIFICATIONS, AND FIELD SURVEYS. THE EXACT LOCATION OF EXISTING DUCTWORK, PIPING, AND EQUIPMENT MAY DEVIATE FROM THE LOCATION INDICATED ON THESE DRAWINGS. THE CONTRACTOR SHALL BE PREPARED TO MAKE SOME ALTERATIONS TO NEW AND/OR EXISTING SERVICES TO FIT ACTUAL JOB CONDITIONS.

B. ITEMS SHOWN BOLD AND/OR DASHED ON THE DEMOLITION SHEETS INDICATE ITEMS TO BE REMOVED.

C. CROSS HATCHING INDICATES ITEMS TO BE REMOVED.

D. OWNER HAS FIRST RIGHT OF REFUSAL FOR ALL EQUIPMENT BEING REMOVED. CONTRACTOR TO DISPOSE OF EQUIPMENT BEING REMOVED BUT NOT RETAINED BY OWNER.

E. THE CONTRACTOR SHALL COORDINATE SYSTEM SHUT-DOWNS, INCLUDING CHILLED WATER AND HEATING WATER SYSTEM SHUT-DOWNS, WITH THE OWNER. PROVIDE A MINIMUM TWO DAY NOTICE PRIOR TO ANY SYSTEM SHUT-DOWN.

F. THE CONTRACTOR SHALL BE RESPONSIBLE FOR DRAINING, FILLING, AND VENTING OF ALL HYDRONIC SYSTEMS IMPACTED BY THIS PROJECT.

## KEYED NOTES

1. REMOVE EXISTING AIR DEVICE AND ASSOCIATED FIRE/SMOKE DAMPER. SEE ARCHITECTURAL DRAWINGS FOR WALL PATCHING REQUIREMENTS.
2. REMOVE EXISTING BLOWER COIL AND ASSOCIATED HEATING WATER SUPPLY AND RETURN PIPING. REMOVE ALL ASSOCIATED HANGERS, BRACKETS ETC.
3. REMOVE EXISTING RETURN/EXHAUST DUCT SHOWN DASHED AND ASSOCIATED CONTROLS DAMPERS AND WIRING.
4. REMOVE EXISTING SUPPLY AIR DUCT SHOWN DASHED.
5. EXISTING EXHAUST AND SUPPLY DUCT RISERS TO REMAIN.
6. EXISTING EXHAUST DUCT UP THROUGH ROOF TO REMAIN.

## HAZARDOUS MATERIALS GENERAL NOTES

A. REFER TO OWNER'S REGULATED MATERIAL DRAWINGS AND WRITTEN NARRATIVE PRIOR TO ANY DEMOLITION OR CONSTRUCTION.
B. ANY NOTES REGARDING HAZARDOUS MATERIAL ARE FOR REFERENCE ONLY AS A RESULT OF THE OWNER PROVIDED HAZARDOUS MATERIAL DRAWINGS. CONTRACTOR TO REFER TO AND COORDINATE WITH OWNER'S HAZARDOUS MATERIAL DRAWINGS.
C. IF UNEXPECTED HAZARDOUS MATERIAL IS ENCOUNTERED NOTIFY ARCHITECT & OWNER IMMEDIATELY.
D. ALL ABATEMENT TO BE PERFORMED BY ABATEMENT CONTRACTOR.
E. NEW CONSTRUCTION MAY REQUIRE ABATEMENT, REGARDLESS OF PRIOR DEMOLITION.
F. NEW CONNECTIONS TO EXISTING STRUCTURE MAY REQUIRE ABATEMENT AT CONNECTION LOCATIONS. PRIOR TO WELDING, DRILLING, OR ANY OTHER CONNECTION METHOD, VERIFY PRESENCE OF REGULATED MATERIAL PER OWNER'S HAZARDOUS MATERIAL DRAWINGS.
G. CONNECTIONS INCLUDE, BUT ARE NOT LIMITED TO, WALL BRACING, DEFLECTION TRACKS, CEILING HANGERS, DUCT HANGERS, EQUIPMENT HANGERS, LIGHTING, PLUMBING SUPPORTS, AND OTHER PENETRATIONS PER OWNER'S HAZARDOUS MATERIAL DRAWINGS.
H. WELDED CONNECTIONS ARE TO BE ABATED TO THE EXTENT WHICH MINIMIZES HEAT-GENERATED HAZARDS PER OWNER'S HAZARDOUS MATERIAL DRAWINGS.
I. DRILLED CONNECTIONS ARE TO BE ABATED TO THE EXTENT WHICH MINIMIZES PARTICLE-GENERATED HAZARDS PER OWNER'S HAZARDOUS MATERIAL DRAWINGS.

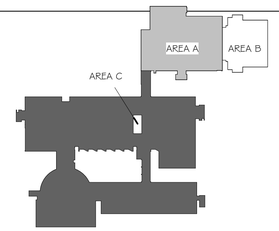


N Key Plan - Level 1
1" = 160'-0"


bond architects
222 SOUTH CENTRAL AVE.
SUITE# 501
ST. LOUIS, MO 63105
TEL: 314.863.4994
FAX: 314.863.4996
www.bondarchitectsinc.com
Bond Architects, Inc.
Missouri State Certificate of Authority # 2009027409

**Cole & Associates, Inc.**
Civil Engineer
Consultant Project #26-0064
Certificate of Authority #001165
401 S. 18th St., Suite 200
St. Louis, MO 63103
314.984.9887 tel

**CASE Engineering, Inc.**
Structural Engineer
Consultant Project BDA-MO-06-26
Certificate of Authority #001498
796 Merus Ct.
Fenton, MO 63026
636.349.1600 tel

**RTM Engineering Consultants**
MEP Engineer
Consultant Project #26.B00203.2171
Certificate of Authority #2002028690
3701 S. Lindbergh Blvd.
St. Louis, MO 63127
314.725.5889 tel


West High School
14653 Clayton Rd., Ballwin, MO 63011
Parkway PN #542501B
Building Renovation & Site Improvements

Parkway School District
363 N. Woods Mill Rd., Chesterfield, MO 63017
314.415.8231 tel

Project No: 26022

Revisions

| No. | Description | Date |
|---|---|---|
| | | |


This drawing and the details on it are the sole property of the architect and may be used for this specific project only. It shall not be loaned, copied or reproduced, in whole or in part, or for any other purpose or project without the written consent of the Architect.
Copyright © 2026 by Bond Architects, Inc.


STATE OF MISSOURI
MICHAEL D. MITCHELL
NUMBER PE-2010019977
PROFESSIONAL ENGINEER
10/23/2026

MICHAEL D. MITCHELL
MO License #2010019977 | 10/23/2026
Certificate of Authority #2014035826

The Professional Architects seal affixed to this sheet applies only to the material and items shown on this sheet. All drawings, instruments or other documents not exhibiting this seal shall not be considered prepared by this architect, and this architect expressly disclaims any and all responsibility for such plan, drawings or documents not exhibiting this seal.

DATE: 10/23/2026

BID / PERMIT SET

# SECOND FLOOR DEMO PLAN - AREA D

MD2.2D

10/23/2026 10:32:48 AM

SCALE: 3" = 1'-0" 0 0.25 0.5 1
SCALE: 1 1/2" = 1'-0" 0 0.5 1 2
SCALE: 1" = 1'-0" 0 0.5 1 2
SCALE: 3/4" = 1'-0" 0 1 2 3
SCALE: 1/2" = 1'-0" 0 1 2 4
SCALE: 1/4" = 1'-0" 0 2 4 8
SCALE: 1/8" = 1'-0" 0 4 8 16
SCALE: 1/16" = 1'-0" 0 8 16 32

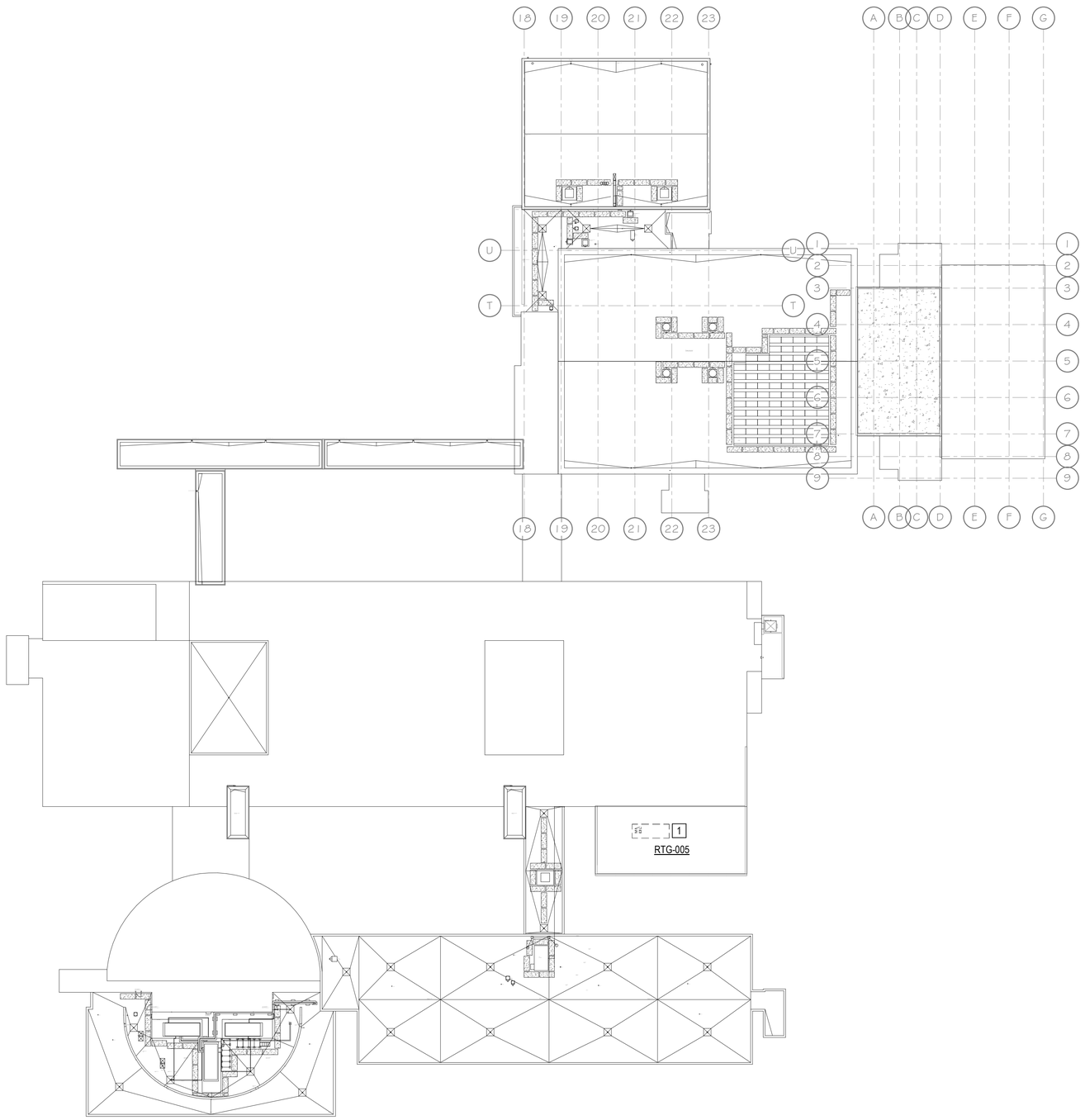


N — DEMO - ROOF - MECHANICAL
MD2.3 1/32" = 1'-0"

## GENERAL NOTES

A. THE CONTRACTOR SHALL NOTIFY THE OWNER'S REPRESENTATIVE A MINIMUM OF SEVEN DAYS PRIOR TO THE BEGINNING OF WORK THAT INVOLVES ACTIVITY ON THE ROOF.

B. TRAFFIC OVER THE EXISTING ROOF SURFACES SHALL BE KEPT TO AN ABSOLUTE MINIMUM.

C. THE CONTRACTOR AND THE OWNER'S REPRESENTATIVE SHALL INSPECT THE EXPOSED ROOFING MEMBRANE SYSTEM PRIOR TO THE START OF CONSTRUCTION. ANY PREVIOUS DAMAGE OR DEFECTS OF THE ROOFING SYSTEM SHALL BE DOCUMENTED BY WRITING AND/OR PHOTOGRAPHS.

D. THE CONTRACTOR SHALL PLACE MINIMUM OF 48" WIDE, 1/2" THICK APPROVED PROTECTION BOARDS (1 LAYER) MADE OF CONSTRUCTION GRADE PLYWOOD (ORIENTED STRAND BOARD WILL BE ACCEPTABLE) OVER ALL MEMBRANE ROOFING THAT WILL HAVE CONSTRUCTION TRAFFIC. THIS ROOF PROTECTION SHALL BE PROVIDED FOR THE ENTIRE AREA WITHIN THE LIMITS OF THE WORK (SEE DRAWINGS THIS SHEET). SUCH PROTECTION SHALL ALSO BE PROVIDED IN THE FORM OF A WALKWAY FROM THE ROOF ACCESS DOOR TO THE PROTECTED CONSTRUCTION AREA.

E. STORAGE OF MATERIALS ON EXISTING ROOF WILL NOT BE ALLOWED.

F. THE CONTRACTOR SHALL REMOVED DAILY ALL PROJECT DEBRIS FROM ALL ROOFING SURFACES.

G. THE CONTRACTOR SHALL ADVISE THE OWNER'S REPRESENTATIVE WHEN WORK ON THE ROOF IS COMPLETE AND THE PROTECTION BOARDS HAVE BEEN REMOVED. THE CONTRACTOR AND THE OWNER'S REPRESENTATIVE SHALL EXAMINE ALL ROOF SURFACES WHERE WORK HAS OCCURRED AND WILL REPAIR ALL DEFECTS NOT PREVIOUSLY DOCUMENTED.

H. CONTRACTOR SHALL BE RESPONSIBLE FOR ANY DAMAGE TO THE BUILDING, ROOF, STRUCTURAL FRAMING, ETC. INCURRED DURING CONSTRUCTION.

I. CONTRACTOR SHALL UTILIZED A LICENSED APPLICATOR OF THE EXISTING ROOFING SYSTEM TO REPAIR ANY AND ALL DAMAGE INCURRED DURING THE COURSE OF CONSTRUCTION.

J. THE CONTRACTOR SHALL VERIFY WARRANTY OF THE EXISTING MEMBRANE ROOFING SYSTEM. THE CONTRACTOR SHALL UTILIZE A LICENSED APPLICATOR OF THE EXISTING ROOFING SYSTEM TO PERFORM ALL ROOFING WORK AND TO REPAIR ANY AND ALL DAMAGE. UPON COMPLETION, THE CONTRACTOR SHALL OBTAIN A LETTER FROM THE ROOF MANUFACTURER STATING THAT THE EXISTING WARRANTY REMAINS IN FULL FORCE AND EFFECT.

## KEYED NOTES

1 REMOVE EXISTING ROOFTOP UNIT, RTG-005 AND ASSOCIATED PIPING, ACCESSORIES, ETC. EXISTING CURB TO REMAIN.


bond architects
222 SOUTH CENTRAL AVE.
SUITE# 501
ST. LOUIS, MO 63105
TEL: 314.863.4994
FAX: 314.863.4996
www.bondarchitectsinc.com
Bond Architects, Inc.
Missouri State Certificate of Authority # 2009027409

**Cole & Associates, Inc.**
Civil Engineer
Consultant Project #26-0064
Certificate of Authority #001165
401 S. 18th St., Suite 200
St. Louis, MO 63103
314.984.9887 tel

**CASE Engineering, Inc.**
Structural Engineer
Consultant Project BDA-MO-06-26
Certificate of Authority #001498
796 Merus Ct.
Fenton, MO 63026
636.349.1600 tel

**RTM Engineering Consultants**
MEP Engineer
Consultant Project #26.B00203.2171
Certificate of Authority #2002028690
3701 S. Lindbergh Blvd.
St. Louis, MO 63127
314.725.5889 tel


West High School
14653 Clayton Rd., Ballwin, MO 63011
Parkway PN #542501B
Building Renovation & Site Improvements

Parkway School District
363 N. Woods Mill Rd., Chesterfield, MO 63017
314.415.6231 tel

Project No: 26022

Revisions

| No. | Description | Date |
|---|---|---|
| | | |


This drawing and the details on it are the sole property of the architect and may be used for this specific project only. It shall not be loaned, copied or reproduced, in whole or in part, or for any other purpose or project without the written consent of the Architect.
Copyright © 2026 by Bond Architects, Inc.


STATE OF MISSOURI
MICHAEL D. MITCHELL
NUMBER PE-2010019977
PROFESSIONAL ENGINEER
10/23/2026
MICHAEL D. MITCHELL
MO License #2010019977 | 10/23/2026
Certificate of Authority #2014035826

The Professional Architects seal affixed to this sheet applies only to the material and items shown on this sheet. All drawings, instruments or other documents not exhibiting this seal shall not be considered prepared by this architect, and this architect expressly disclaims any and all responsibility for such plan, drawings or documents not exhibiting this seal.

DATE: 10/23/2026

BID / PERMIT SET

# ROOF DEMO PLAN

# MD2.3

10/23/2026 10:32:49 AM

SCALE: 3" = 1'-0" 0 0.25' 0.5' 1'
SCALE: 1 1/2" = 1'-0" 0 0.5' 1' 2'
SCALE: 1" = 1'-0" 0 0.5' 1' 2'
SCALE: 3/4" = 1'-0" 0 1' 2' 3'
SCALE: 1/2" = 1'-0" 0 1' 2' 4'
SCALE: 1/4" = 1'-0" 0 2' 4' 8'
SCALE: 1/8" = 1'-0" 0 4' 8' 16'
SCALE: 1/16" = 1'-0" 0 8' 16' 32'

SCALE: 3" = 1'-0"

SCALE: 1 1/2" = 1'-0"

SCALE: 1" = 1'-0"

SCALE: 3/4" = 1'-0"

SCALE: 1/2" = 1'-0"

SCALE: 1/4" = 1'-0"

SCALE: 1/8" = 1'-0"

SCALE: 1/16" = 1'-0"

10/23/2026 10:32:50 AM

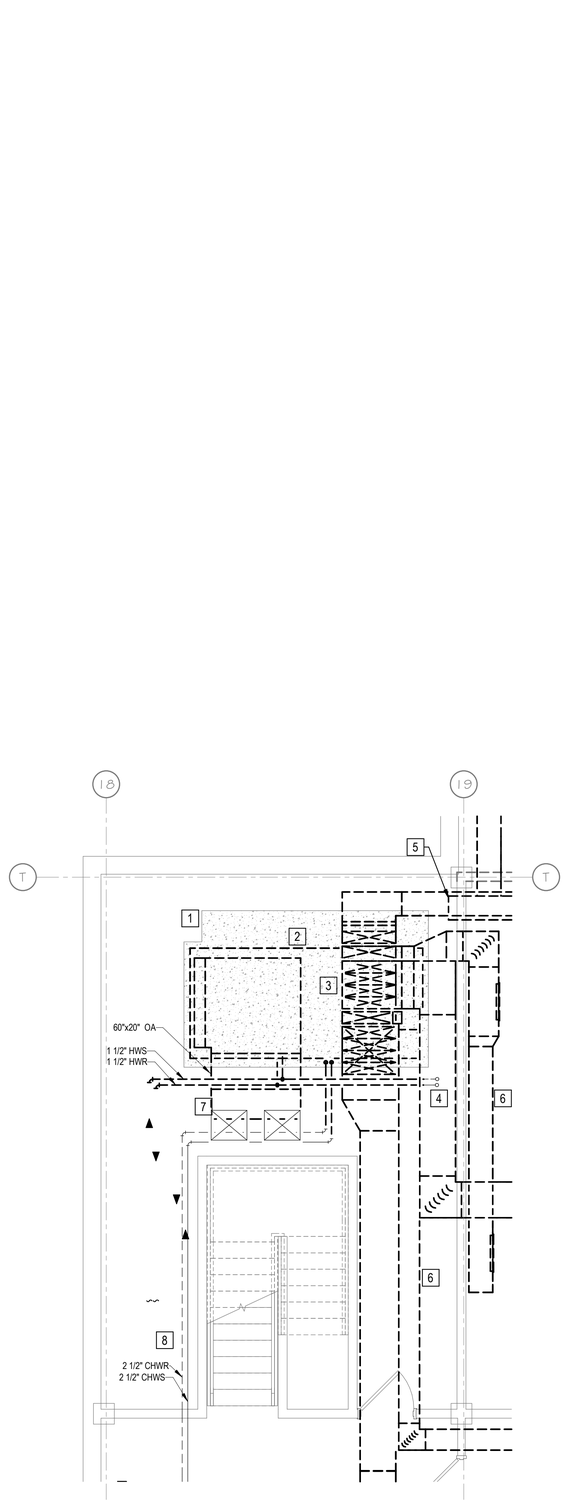


N 1 MD4.1 DEMO - MECHANICAL 1600 - ENLARGED
1/4" = 1'-0"

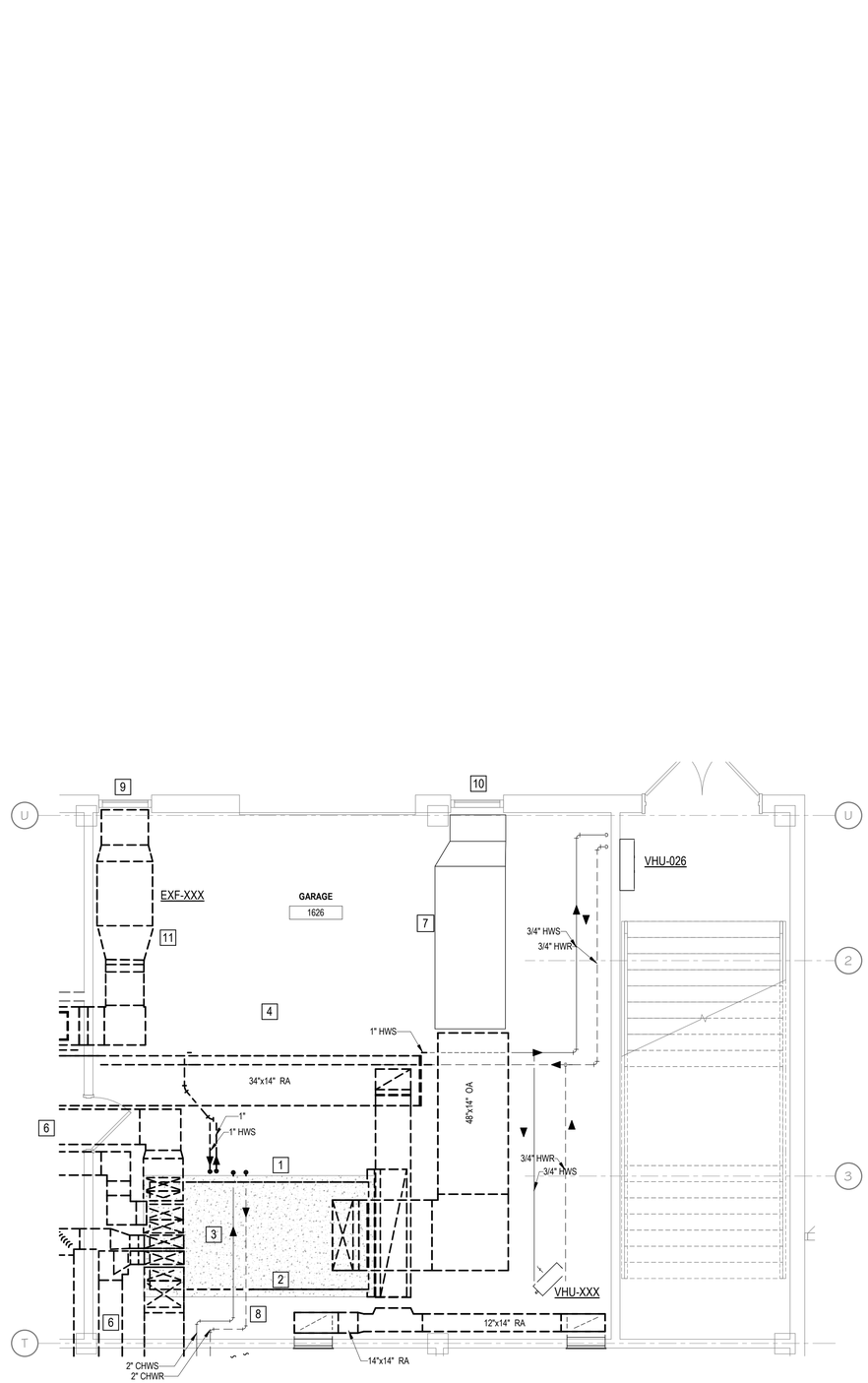


N 2 MD4.1 DEMO - MECHANICAL 1626 - ENLARGED
1/4" = 1'-0"

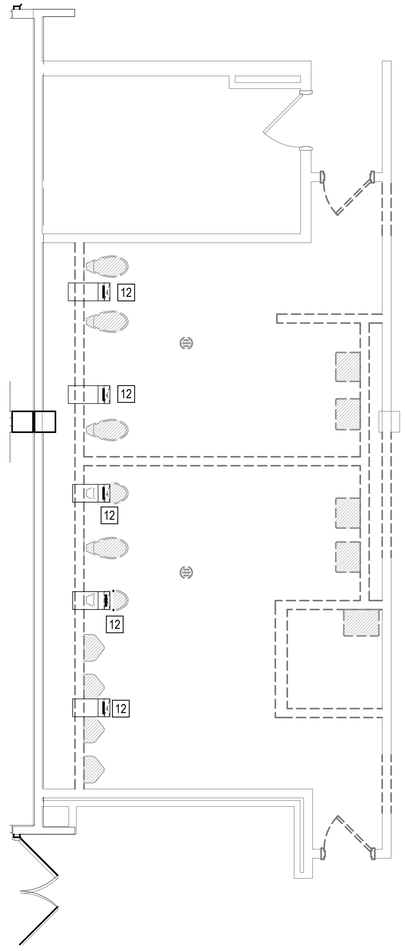


N 3 MD4.1 DEMO - RESTROOM 1214 & 1215 - MECHANICAL
1/4" = 1'-0" REF: 1/MD2.1

## KEYED NOTES

1. EXISTING HOUSEKEEPING PAD TO REMAIN.
2. REMOVE EXISTING AIR HANDLING UNIT, AHU-006 AND ASSOCIATED PIPING AND VALVES. REMOVE ALL EXISTING BRACKETS, SUPPORTS, ETC.
3. REMOVE EXISTING MULTIZONE HEADER AND ASSOCIATED SUPPLY DUCTWORK SHOWN DASHED.
4. EXISTING HEATING WATER SUPPLY AND RETURN MAIN PIPING UP TO FLOOR ABOVE TO REMAIN.
5. REMOVE EXISTING RETURN AIR DUCT SHOWN DASHED AND ALL HANGERS, BRACKETS, ETC.
6. REMOVE EXISTING SUPPLY AIR DUCT SHOWN DASHED AND ALL ASSOCIATED HANGERS, BRACKETS, SUPPORTS, ETC.
7. EXISTING 24" X 20" OUTSIDE AIR RISERS TO REMAIN.
8. EXISTING CHILLED WATER SUPPLY AND RETURN MAINS TO REMAIN.
9. EXISTING EXHAUST AIR LOUVER TO REMAIN.
10. EXISTING OUTSIDE AIR LOUVER TO REMAIN.
11. REMOVE EXISTING EXHAUST FAN AND ASSOCIATED DUCTWORK, HANGERS, SUPPORTS, CONTROLS, ACCESSORIES, ETC.
12. REMOVE EXISTING EXHAUST AIR DEVICE. EXISTING 12" X 4" EXHAUST DUCT TO REMAIN.


bond architects
222 SOUTH CENTRAL AVE.
SUITE# 501
ST. LOUIS, MO 63105
TEL: 314.863.4994
FAX: 314.863.4996
www.bondarchitectsinc.com
Bond Architects, Inc.
Missouri State Certificate of Authority # 2009027409

**Cole & Associates, Inc.**
Civil Engineer
Consultant Project #26-0064
Certificate of Authority #001165
401 S. 18th St., Suite 200
St. Louis, MO 63103
314.984.9887 tel

**CASE Engineering, Inc.**
Structural Engineer
Consultant Project BDA-MO-06-26
Certificate of Authority #001498
796 Merus Ct.
Fenton, MO 63026
636.349.1600 tel

**RTM Engineering Consultants**
MEP Engineer
Consultant Project #26.B00203.2171
Certificate of Authority #2002028690
3701 S. Lindbergh Blvd.
St. Louis, MO 63127
314.725.5889 tel


West High School
14653 Clayton Rd., Ballwin, MO 63011
Parkway PN #5425018
Building Renovation & Site Improvements

Parkway School District
363 N. Woods Mill Rd., Chesterfield, MO 63017
314.415.8231 tel

Project No: 26022

Revisions

| No. | Description | Date |
|---|---|---|
| | | |


This drawing and the details on it are the sole property of the architect and may be used for this specific project only. It shall not be loaned, copied or reproduced, in whole or in part, or for any other purpose or project without the written consent of the Architect.
Copyright © 2026 by Bond Architects, Inc.


STATE OF MISSOURI
MICHAEL D. MITCHELL
NUMBER PE-2010019777
PROFESSIONAL ENGINEER
10/23/2026
MICHAEL D. MITCHELL
MO Licensed Professional Engineer #PE-2010019777
Certificate of Authority 2014035826

The Professional Architects seal affixed to this sheet applies only to the material and items shown on this sheet. All drawings, instruments or other documents not exhibiting this seal shall not be considered prepared by this architect, and this architect expressly disclaims any and all responsibility for such plan, drawings or documents not exhibiting this seal.

DATE: 10/23/2026

BID / PERMIT SET

# ENLARGED DEMO PLANS - MECHANICAL

# MD4.1

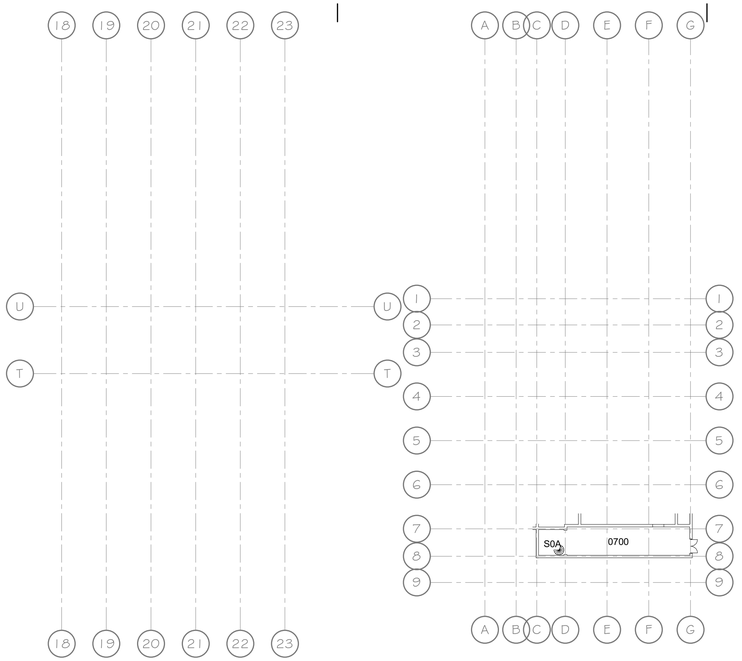


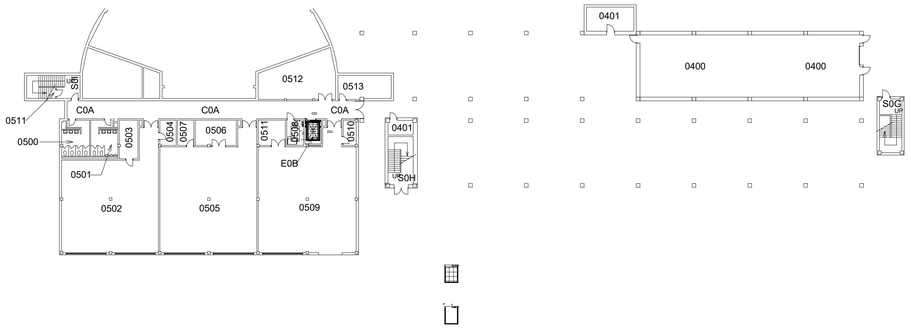


N

I
M2.0

LOWER LEVEL - OVERALL - MECH
1/32" = 1'-0"

10/23/2026 10:32:51 AM

SCALE: 3" = 1'-0" 1 0.5 0 0.25
SCALE: 1 1/2" = 1'-0" 2 1 0 0.5
SCALE: 1" = 1'-0" 2 1 0 0.5
SCALE: 3/4" = 1'-0" 3 2 1 0
SCALE: 1/2" = 1'-0" 4 2 0 1
SCALE: 1/4" = 1'-0" 8 4 0 2
SCALE: 1/8" = 1'-0" 16 8 0 4
SCALE: 1/16" = 1'-0" 32 16 0 8


bond architects
222 SOUTH CENTRAL AVE.
SUITE# 501
ST. LOUIS, MO 63105
TEL: 314.863.4994
FAX: 314.863.4996
www.bondarchitectsinc.com
Bond Architects, Inc.
Missouri State Certificate of Authority # 2009027409

**Cole & Associates, Inc.**
Civil Engineer
Consultant Project #26-0064
Certificate of Authority #001165
401 S. 18th St., Suite 200
St. Louis, MO 63103
314.984.9887 tel

**CASE Engineering, Inc.**
Structural Engineer
Consultant Project BDA-MO-06-26
Certificate of Authority #001498
796 Merus Ct.
Fenton, MO 63026
636.349.1600 tel

**RTM Engineering Consultants**
MEP Engineer
Consultant Project #26.B00203.2171
Certificate of Authority #2002028690
3701 S. Lindbergh Blvd.
St. Louis, MO 63127
314.725.5889 tel


West High School
14653 Clayton Rd., Ballwin, MO 63011
Parkway PN #542501B
Building Renovation & Site Improvements

Parkway School District
363 N. Woods Mill Rd., Chesterfield, MO 63017
314.415.6231 tel

Project No: 26022

Revisions

| No. | Description | Date |
|---|---|---|
| | | |


This drawing and the details on it are the sole property of the architect and may be used for this specific project only. It shall not be loaned, copied or reproduced, in whole or in part, or for any other purpose or project without the written consent of the Architect.
Copyright © 2026 by Bond Architects, Inc.


STATE OF MISSOURI
MICHAEL D. MITCHELL
NUMBER PE-2010019977
PROFESSIONAL ENGINEER
10/23/2026

MICHAEL D. MITCHELL
MO License #2010019977 | 10/23/2026
Certificate of Authority 2014035826

The Professional Architects seal affixed to this sheet applies only to the material and items shown on this sheet. All drawings, instruments or other documents not exhibiting this seal shall not be considered prepared by this architect, and this architect expressly disclaims any and all responsibility for such plan, drawings or documents not exhibiting this seal.

DATE: 10/23/2026

BID / PERMIT SET

# LOWER LEVEL FLOOR PLAN OVERALL

M2.0

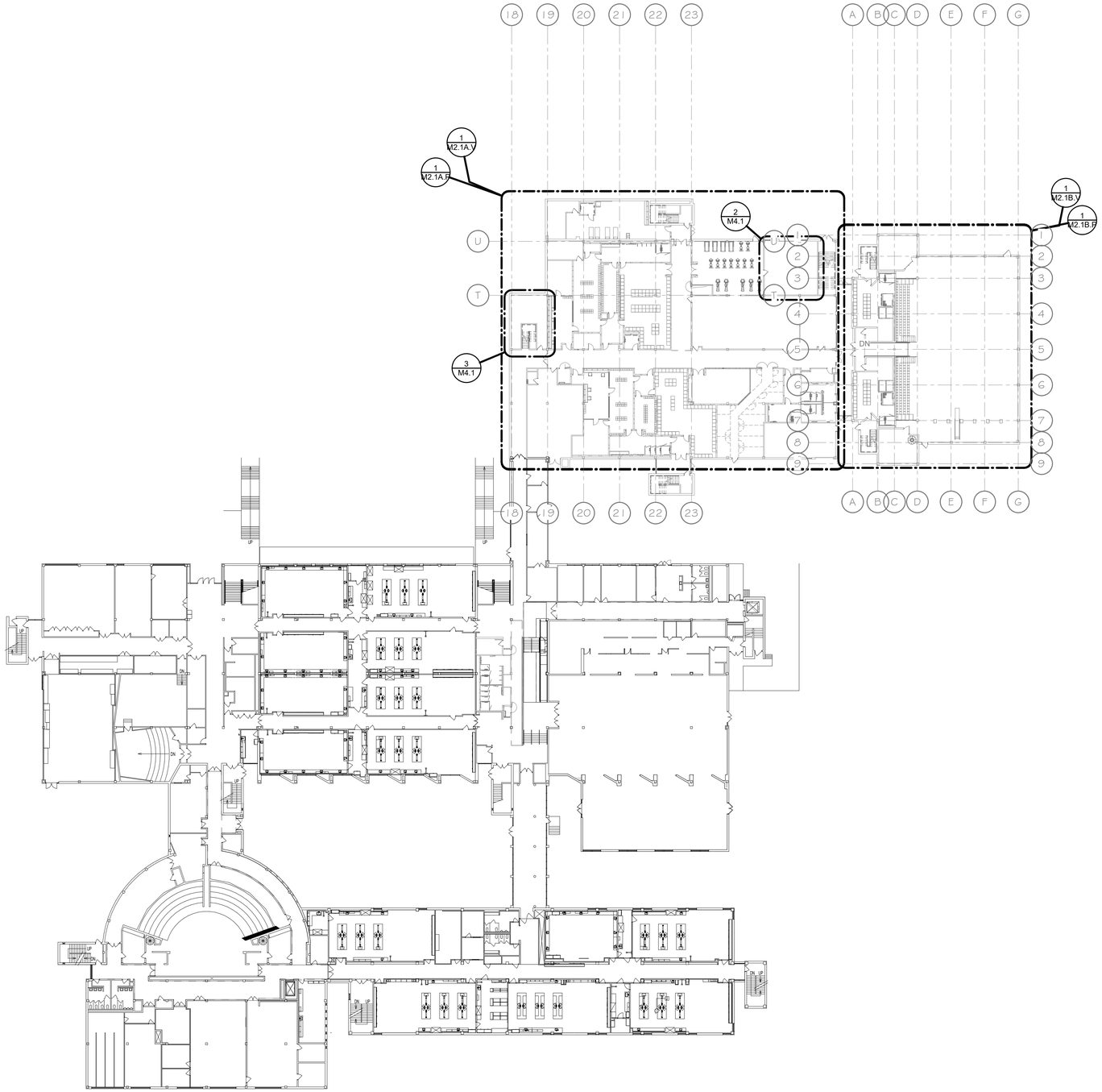


N 1 M2.1 FIRST FLOOR - OVERALL - MECH
1/32" = 1'-0"

10/23/2026 10:32:58 AM

SCALE: 3" = 1'-0" 0 0.25' 0.5' 1'
SCALE: 1 1/2" = 1'-0" 0 0.5' 1' 2'
SCALE: 1" = 1'-0" 0 0.5' 1' 2'
SCALE: 3/4" = 1'-0" 0 1' 2' 3'
SCALE: 1/2" = 1'-0" 0 1' 2' 4'
SCALE: 1/4" = 1'-0" 0 2' 4' 8'
SCALE: 1/8" = 1'-0" 0 4' 8' 16'
SCALE: 1/16" = 1'-0" 0 8' 16' 32'


bond architects
222 SOUTH CENTRAL AVE.
SUITE# 501
ST. LOUIS, MO 63105
TEL: 314.863.4994
FAX: 314.863.4996
www.bondarchitectsinc.com
Bond Architects, Inc.
Missouri State Certificate of Authority # 2009027409

**Cole & Associates, Inc.**
Civil Engineer
Consultant Project #26-0064
Certificate of Authority #001165
401 S. 18th St., Suite 200
St. Louis, MO 63103
314.984.9887 tel

**CASE Engineering, Inc.**
Structural Engineer
Consultant Project BDA-MO-06-26
Certificate of Authority #001498
796 Merus Ct.
Fenton, MO 63026
636.349.1600 tel

**RTM Engineering Consultants**
MEP Engineer
Consultant Project #26.B00203.2171
Certificate of Authority #2002028690
3701 S. Lindbergh Blvd.
St. Louis, MO 63127
314.725.5889 tel


# West High School

14653 Clayton Rd., Ballwin, MO 63011
Parkway PN #542501B
Building Renovation & Site Improvements

Parkway School District
363 N. Woods Mill Rd., Chesterfield, MO 63017
314.415.6231 tel

Project No: 26022

Revisions

| No. | Description | Date |
|---|---|---|
| | | |
| | | |
| | | |
| | | |
| | | |
| | | |


This drawing and the details on it are the sole property of the architect and may be used for this specific project only. It shall not be loaned, copied or reproduced, in whole or in part, or for any other purpose or project without the written consent of the Architect.
Copyright © 2026 by Bond Architects, Inc.


STATE OF MISSOURI
MICHAEL D. MITCHELL
NUMBER PE-2010019917
PROFESSIONAL ENGINEER
10/23/2026

MICHAEL D. MITCHELL
MO LICENSE #2010019917 EXP. 12/31/2026
Certificate of Authority 2014035826

The Professional Architects seal affixed to this sheet applies only to the material and items shown on this sheet. All drawings, instruments or other documents not exhibiting this seal shall not be considered prepared by this architect, and this architect expressly disclaims any and all responsibility for such plan, drawings or documents not exhibiting this seal.

DATE: 10/23/2026

BID / PERMIT SET

# FIRST FLOOR PLAN OVERALL

M2.1

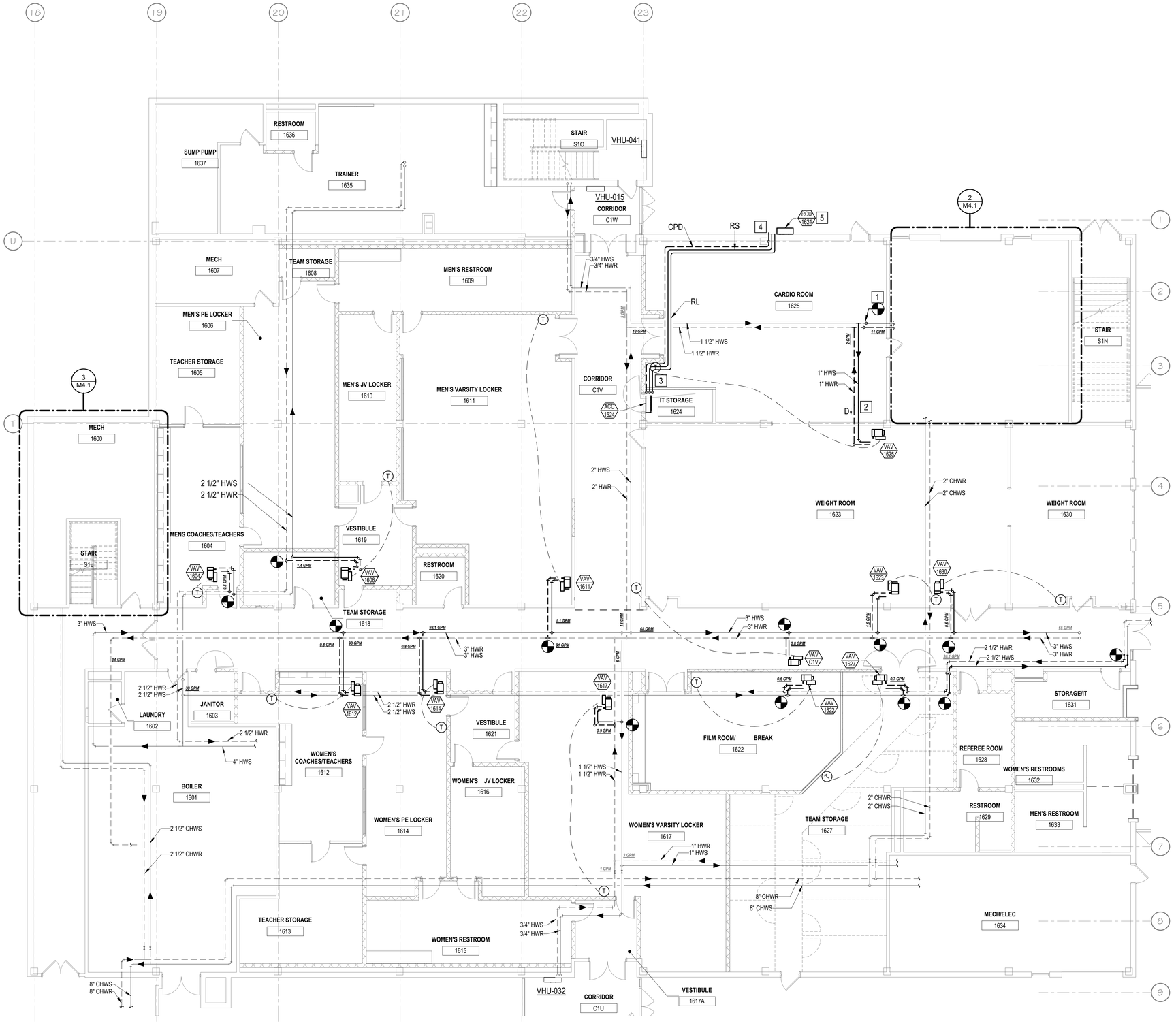


1 FIRST FLOOR PIPING PLAN AREA A
M2.1A.P 1/8" = 1'-0"

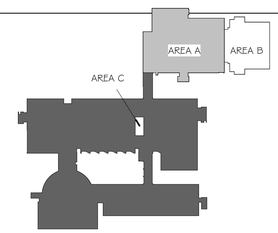


Key Plan - Level 1
1" = 160'-0"

## GENERAL NOTES

A. THE CONTRACTOR SHALL COORDINATE SYSTEM SHUT-DOWNS, INCLUDING CHILLED WATER AND HEATING WATER SYSTEM SHUT-DOWNS, WITH THE OWNER. PROVIDE A MINIMUM TWO DAY NOTICE PRIOR TO ANY SYSTEM SHUT-DOWN.

B. THE CONTRACTOR SHALL BE RESPONSIBLE FOR DRAINING, FILLING, AND VENTING OF ALL HYDRONIC SYSTEMS IMPACTED BY THIS PROJECT.

C. ALL PIPE RUNOUTS TO AIR TERMINAL BOXES (VAV) SHALL BE 3/4" UNLESS NOTED OTHERWISE.

D. FIRE SEAL ALL PENETRATIONS THROUGH ALL CORRIDOR WALLS.

## KEYED NOTES

1. DROP NEW 1 1/2" HEATING WATER SUPPLY AND RETURN PIPE BELOW NEW RETURN AIR DUCT. SEE SHEET M2.1A.V FOR DUCT INFORMATION.
2. DROP 1" HEATING WATER SUPPLY AND RETURN PIPE BELOW NEW RETURN AIR DUCT. SEE SHEET M2.1A.V FOR DUCT INFORMATION.
3. INSTALL AIR HANDLING UNIT ABOVE DOOR. ROUTE REFRIGERANT PIPING AND CONDENSATE PIPING UP TO CONCRETE DECK.
4. ROUTE CONDENSATE LINE DOWN AND TERMINATE THROUGH EXTERIOR WALL A MINIMUM OF 18" ABOVE EXTERIOR GRADE.
5. INSTALL CONDENSING UNIT ON WALL MOUNT BRACKET A MINIMUM OF 8FT ABOVE FINISH GRADE.

## HAZARDOUS MATERIALS GENERAL NOTES

A. REFER TO OWNER'S REGULATED MATERIAL DRAWINGS AND WRITTEN NARRATIVE PRIOR TO ANY DEMOLITION OR CONSTRUCTION.
B. ANY NOTES REGARDING HAZARDOUS MATERIAL ARE FOR REFERENCE ONLY AS A RESULT OF THE OWNER PROVIDED HAZARDOUS MATERIAL DRAWINGS. CONTRACTOR TO REFER TO AND COORDINATE WITH OWNER'S HAZARDOUS MATERIAL DRAWINGS.
C. IF UNEXPECTED HAZARDOUS MATERIAL IS ENCOUNTERED NOTIFY ARCHITECT & OWNER IMMEDIATELY.
D. ALL ABATEMENT TO BE PERFORMED BY ABATEMENT CONTRACTOR.
E. NEW CONSTRUCTION MAY REQUIRE ABATEMENT, REGARDLESS OF PRIOR DEMOLITION.
F. NEW CONNECTIONS TO EXISTING STRUCTURE MAY REQUIRE ABATEMENT AT CONNECTION LOCATIONS. PRIOR TO WELDING, DRILLING, OR ANY OTHER CONNECTION METHOD, VERIFY PRESENCE OF REGULATED MATERIAL PER OWNER'S HAZARDOUS MATERIAL DRAWINGS.
G. CONNECTIONS INCLUDE, BUT ARE NOT LIMITED TO, WALL BRACING, DEFLECTION TRACKS, CEILING HANGERS, DUCT HANGERS, EQUIPMENT HANGERS, LIGHTING, PLUMBING SUPPORTS, AND OTHER PENETRATIONS PER OWNER'S HAZARDOUS MATERIAL DRAWINGS.
H. WELDED CONNECTIONS ARE TO BE ABATED TO THE EXTENT WHICH MINIMIZES HEAT-GENERATED HAZARDS PER OWNER'S HAZARDOUS MATERIAL DRAWINGS.
I. DRILLED CONNECTIONS ARE TO BE ABATED TO THE EXTENT WHICH MINIMIZES PARTICLE-GENERATED HAZARDS PER OWNER'S HAZARDOUS MATERIAL DRAWINGS.


bond architects
222 SOUTH CENTRAL AVE.
SUITE# 501
ST. LOUIS, MO 63105
TEL: 314.863.4994
FAX: 314.863.4996
www.bondarchitectsinc.com
Bond Architects, Inc.
Missouri State Certificate of Authority # 2009027409

**Cole & Associates, Inc.**
Civil Engineer
Consultant Project #26-0064
Certificate of Authority #001165
401 S. 18th St., Suite 200
St. Louis, MO 63103
314.984.9887 tel

**CASE Engineering, Inc.**
Structural Engineer
Consultant Project BDA-MO-06-26
Certificate of Authority #001498
796 Merus Ct.
Fenton, MO 63026
636.349.1600 tel

**RTM Engineering Consultants**
MEP Engineer
Consultant Project #26.B00203.2171
Certificate of Authority #2002028690
3701 S. Lindbergh Blvd.
St. Louis, MO 63127
314.725.5889 tel


West High School
14653 Clayton Rd., Ballwin, MO 63011
Parkway PN #542501B
Building Renovation & Site Improvements

Parkway School District
363 N. Woods Mill Rd., Chesterfield, MO 63017
314.415.8231 tel

Project No: 26022

Revisions

| No. | Description | Date |
|---|---|---|


This drawing and the details on it are the sole property of the architect and may be used for this specific project only. It shall not be loaned, copied or reproduced, in whole or in part, or for any other purpose or project without the written consent of the Architect. Copyright © 2026 by Bond Architects, Inc.


STATE OF MISSOURI
MICHAEL D. MITCHELL
NUMBER PE-2010019977
PROFESSIONAL ENGINEER
10/23/2026
MICHAEL D. MITCHELL
MO License #2010019977, 10/23/2026
Certificate of Authority 2014035826

The Professional Architects seal affixed to this sheet applies only to the material and items shown on this sheet. All drawings, instruments or other documents not exhibiting this seal shall not be considered prepared by this architect, and this architect expressly disclaims any and all responsibility for such plan, drawings or documents not exhibiting this seal.

DATE: 10/23/2026

BID / PERMIT SET

# FIRST FLOOR PLAN - AREA A - PIPING

M2.1A.P

10/23/2026 10:33:00 AM

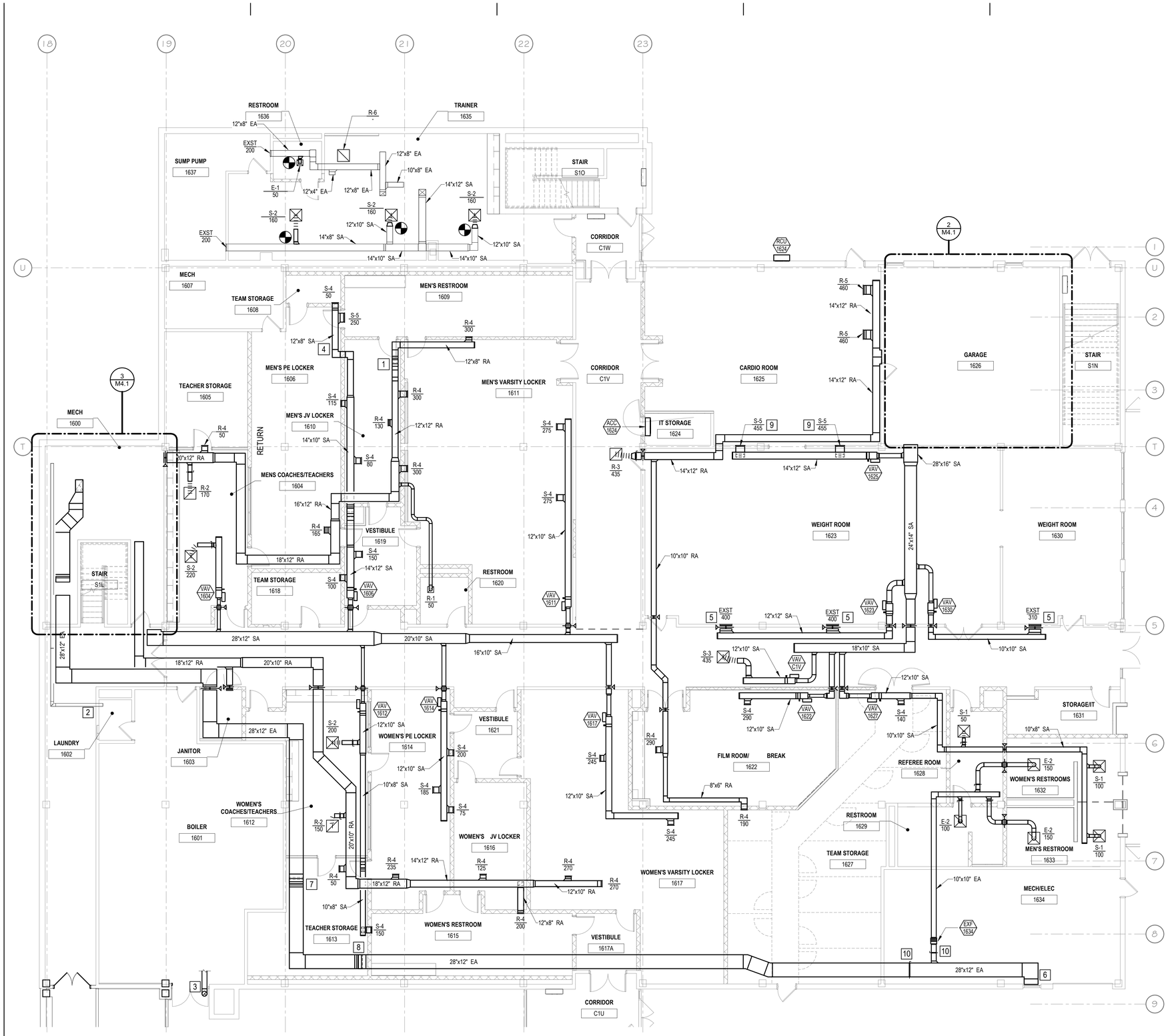


FIRST FLOOR VENTILATION PLAN AREA A
M2.1A.V 1/8" = 1'-0"

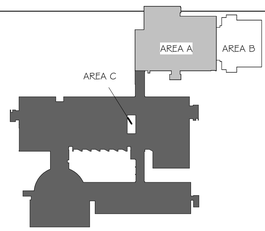


Key Plan - Level 1
1" = 160'-0"

## KEYED NOTES

1. INSTALL 12" X8" EXHAUST DUCT DOWN BELOW EXISTING HIGH VOLTAGE CONDUIT.
2. EXISTING DRYER VENT TO REMAIN.
3. RE-INSTALL EXISTING BOILER INTAKE DUCT.
4. INSTALL 12" X 8" SUPPLY AIR DUCT ABOVE EXISTING HIGH VOLTAGE CONDUIT.
5. CONNECT NEW 24"X 10" SUPPLY DUCT TO EXISTING AIR DEVICE.
6. CONNECT NEW 28" X 12" EXHAUST AIR DUCT TO EXISTING EXHAUST LOUVER. FIELD VERIFY EXISTING LOUVER SIZE, FREE AREA, AND CONDITION PRIOR TO RE-CONNECTION OF DUCTWORK. REPORT ANY DISCREPANCIES TO THE ENGINEER BEFORE PROCEEDING WITH WORK.
7. DROP 28" X 12" EXHAUST DUCT DOWN BELOW EXISTING CHILLED WATER PIPES.
8. RAISE 28" X 12" EXHAUST DUCT UP TO ABOVE RESTROOM CEILING.
9. INSTALL SUPPLY AIR DEVICES BELOW RETURN DUCT.
10. INSTALL BACKDRAFT DAMPER. DAMPER SHALL PREVENT REVERSE AIRFLOW WHEN FAN IS OFF. DAMPER SHALL BE GRAVITY OPERATED, ALUMINUM CONSTRUCTION, AND SIZED TO MATCH CONNECTED DUCT.

## HAZARDOUS MATERIALS GENERAL NOTES

A. REFER TO OWNER'S REGULATED MATERIAL DRAWINGS AND WRITTEN NARRATIVE PRIOR TO ANY DEMOLITION OR CONSTRUCTION.
B. ANY NOTES REGARDING HAZARDOUS MATERIAL ARE FOR REFERENCE ONLY AS A RESULT OF THE OWNER PROVIDED HAZARDOUS MATERIAL DRAWINGS. CONTRACTOR TO REFER TO AND COORDINATE WITH OWNER'S HAZARDOUS MATERIAL DRAWINGS.
C. IF UNEXPECTED HAZARDOUS MATERIAL IS ENCOUNTERED NOTIFY ARCHITECT & OWNER IMMEDIATELY.
D. ALL ABATEMENT TO BE PERFORMED BY ABATEMENT CONTRACTOR.
E. NEW CONSTRUCTION MAY REQUIRE ABATEMENT, REGARDLESS OF PRIOR DEMOLITION.
F. NEW CONNECTIONS TO EXISTING STRUCTURE MAY REQUIRE ABATEMENT AT CONNECTION LOCATIONS. PRIOR TO WELDING, DRILLING, OR ANY OTHER CONNECTION METHOD, VERIFY PRESENCE OF REGULATED MATERIAL PER OWNER'S HAZARDOUS MATERIAL DRAWINGS.
G. CONNECTIONS INCLUDE, BUT ARE NOT LIMITED TO, WALL BRACING, DEFLECTION TRACKS, CEILING HANGERS, DUCT HANGERS, EQUIPMENT HANGERS, LIGHTING, PLUMBING SUPPORTS, AND OTHER PENETRATIONS PER OWNER'S HAZARDOUS MATERIAL DRAWINGS.
H. WELDED CONNECTIONS ARE TO BE ABATED TO THE EXTENT WHICH MINIMIZES HEAT-GENERATED HAZARDS PER OWNER'S HAZARDOUS MATERIAL DRAWINGS.
I. DRILLED CONNECTIONS ARE TO BE ABATED TO THE EXTENT WHICH MINIMIZES PARTICLE-GENERATED HAZARDS PER OWNER'S HAZARDOUS MATERIAL DRAWINGS.


bond architects
222 SOUTH CENTRAL AVE.
SUITE# 501
ST. LOUIS, MO 63105
TEL: 314.863.4994
FAX: 314.863.4996
www.bondarchitectsinc.com
Bond Architects, Inc.
Missouri State Certificate of Authority # 2009027409

**Cole & Associates, Inc.**
Civil Engineer
Consultant Project #26-0064
Certificate of Authority #001165
401 S. 18th St., Suite 200
St. Louis, MO 63103
314.984.9887 tel

**CASE Engineering, Inc.**
Structural Engineer
Consultant Project BDA-MO-06-26
Certificate of Authority #001498
796 Merus Ct.
Fenton, MO 63026
636.349.1600 tel

**RTM Engineering Consultants**
MEP Engineer
Consultant Project #26.B00203.2171
Certificate of Authority #2002028690
3701 S. Lindbergh Blvd.
St. Louis, MO 63127
314.725.5889 tel


West High School
14653 Clayton Rd., Ballwin, MO 63011
Parkway PN #542501B
Building Renovation & Site Improvements

Parkway School District
363 N. Woods Mill Rd., Chesterfield, MO 63017
314.415.8231 tel

Project No: 26022

Revisions

| No. | Description | Date |
|---|---|---|
| | | |

This drawing and the details on it are the sole property of the architect and may be used for this specific project only. It shall not be loaned, copied or reproduced, in whole or in part, or for any other purpose or project without the written consent of the Architect. Copyright © 2026 by Bond Architects, Inc.

STATE OF MISSOURI
MICHAEL D. MITCHELL
NUMBER PE-2010019977
PROFESSIONAL ENGINEER
MICHAEL D. MITCHELL
MO PE-2010019977
Certificate of Authority 2014035826
10/23/2026

The Professional Architects seal affixed to this sheet applies only to the material and items shown on this sheet. All drawings, instruments or other documents not exhibiting this seal shall not be considered prepared by this architect, and this architect expressly disclaims any and all responsibility for such plan, drawings or documents not exhibiting this seal.

DATE: 10/23/2026

BID / PERMIT SET

# FIRST FLOOR PLAN - AREA A - VENTILATION

M2.1A.V

10/23/2026 10:33:02 AM

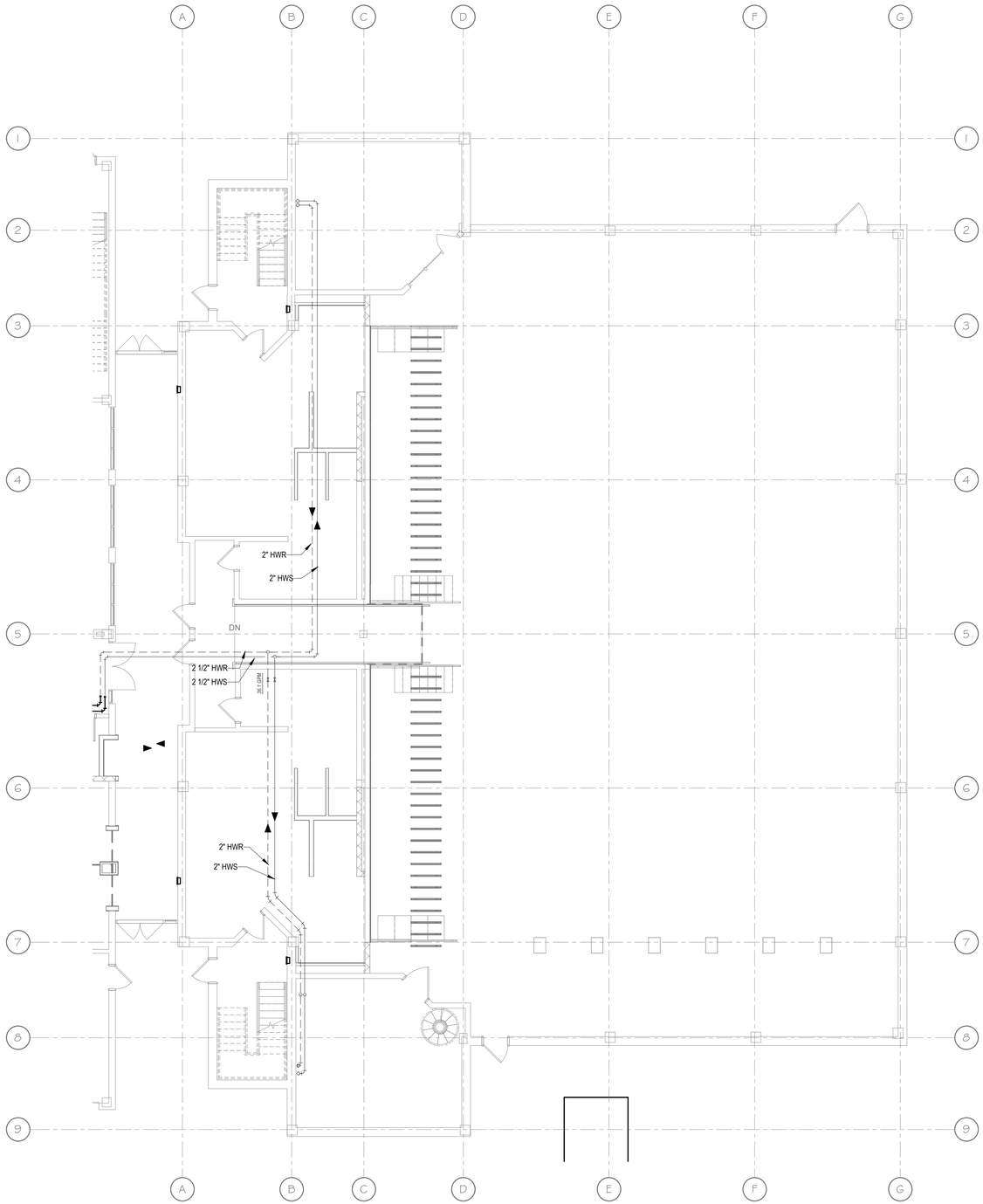


N — FIRST FLOOR PIPING PLAN AREA B
M2.1B.P 1/8" = 1'-0"

## GENERAL NOTES

A. THE CONTRACTOR SHALL COORDINATE SYSTEM SHUT-DOWNS, INCLUDING CHILLED WATER AND HEATING WATER SYSTEM SHUT-DOWNS, WITH THE OWNER. PROVIDE A MINIMUM TWO DAY NOTICE PRIOR TO ANY SYSTEM SHUT-DOWN.

B. THE CONTRACTOR SHALL BE RESPONSIBLE FOR DRAINING, FILLING, AND VENTING OF ALL HYDRONIC SYSTEMS IMPACTED BY THIS PROJECT.

## HAZARDOUS MATERIALS GENERAL NOTES

A. REFER TO OWNER'S REGULATED MATERIAL DRAWINGS AND WRITTEN NARRATIVE PRIOR TO ANY DEMOLITION OR CONSTRUCTION.
B. ANY NOTES REGARDING HAZARDOUS MATERIAL ARE FOR REFERENCE ONLY AS A RESULT OF THE OWNER PROVIDED HAZARDOUS MATERIAL DRAWINGS. CONTRACTOR TO REFER TO AND COORDINATE WITH OWNER'S HAZARDOUS MATERIAL DRAWINGS.
C. IF UNEXPECTED HAZARDOUS MATERIAL IS ENCOUNTERED NOTIFY ARCHITECT & OWNER IMMEDIATELY.
D. ALL ABATEMENT TO BE PERFORMED BY ABATEMENT CONTRACTOR.
E. NEW CONSTRUCTION MAY REQUIRE ABATEMENT, REGARDLESS OF PRIOR DEMOLITION.
F. NEW CONNECTIONS TO EXISTING STRUCTURE MAY REQUIRE ABATEMENT AT CONNECTION LOCATIONS. PRIOR TO WELDING, DRILLING, OR ANY OTHER CONNECTION METHOD, VERIFY PRESENCE OF REGULATED MATERIAL PER OWNER'S HAZARDOUS MATERIAL DRAWINGS.
G. CONNECTIONS INCLUDE, BUT ARE NOT LIMITED TO, WALL BRACING, DEFLECTION TRACKS, CEILING HANGERS, DUCT HANGERS, EQUIPMENT HANGERS, LIGHTING, PLUMBING SUPPORTS, AND OTHER PENETRATIONS PER OWNER'S HAZARDOUS MATERIAL DRAWINGS.
H. WELDED CONNECTIONS ARE TO BE ABATED TO THE EXTENT WHICH MINIMIZES HEAT-GENERATED HAZARDS PER OWNER'S HAZARDOUS MATERIAL DRAWINGS.
I. DRILLED CONNECTIONS ARE TO BE ABATED TO THE EXTENT WHICH MINIMIZES PARTICLE-GENERATED HAZARDS PER OWNER'S HAZARDOUS MATERIAL DRAWINGS.

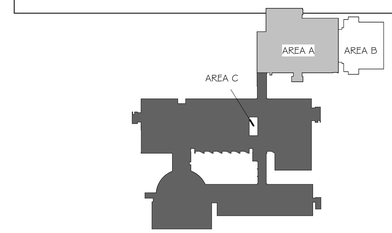


N — Key Plan - Level 1
1" = 160'-0"


bond architects
222 SOUTH CENTRAL AVE.
SUITE# 501
ST. LOUIS, MO 63105
TEL: 314.863.4994
FAX: 314.863.4996
www.bondarchitectsinc.com
Bond Architects, Inc.
Missouri State Certificate of Authority # 2009027409

**Cole & Associates, Inc.**
Civil Engineer
Consultant Project #26-0064
Certificate of Authority #001165
401 S. 18th St., Suite 200
St. Louis, MO 63103
314.984.9887 tel

**CASE Engineering, Inc.**
Structural Engineer
Consultant Project BDA-MO-06-26
Certificate of Authority #001498
796 Merus Ct.
Fenton, MO 63026
636.349.1600 tel

**RTM Engineering Consultants**
MEP Engineer
Consultant Project #26.B00203.2171
Certificate of Authority #2002028690
3701 S. Lindbergh Blvd.
St. Louis, MO 63127
314.725.5889 tel


West High School
14653 Clayton Rd., Ballwin, MO 63011
Parkway PN #542501B
Building Renovation & Site Improvements

Parkway School District
363 N. Woods Mill Rd., Chesterfield, MO 63017
314.415.8231 tel

Project No: 26022

Revisions

| No. | Description | Date |
|---|---|---|
| | | |
| | | |
| | | |
| | | |
| | | |
| | | |


This drawing and the details on it are the sole property of the architect and may be used for this specific project only. It shall not be loaned, copied or reproduced, in whole or in part, or for any other purpose or project without the written consent of the Architect.
Copyright © 2026 by Bond Architects, Inc.


STATE OF MISSOURI
MICHAEL D. MITCHELL
NUMBER PE-2010019977
PROFESSIONAL ENGINEER
10/23/2026
MICHAEL D. MITCHELL
MO License #2010019977 Exp. 12/31/2026
Certificate of Authority 2014035826

The Professional Architects seal affixed to this sheet applies only to the material and items shown on this sheet. All drawings, instruments or other documents not exhibiting this seal shall not be considered prepared by this architect, and this architect expressly disclaims any and all responsibility for such plan, drawings or documents not exhibiting this seal.

DATE: 10/23/2026

BID / PERMIT SET

# FIRST FLOOR PLAN - AREA B - PIPING

M2.1B.P

10/23/2026 10:33:03 AM




1 FIRST FLOOR VENTILATION PLAN AREA B
M2.1B.V1/8" = 1'-0"

| KEYED NOTES |
|---|
| 1 CONNECT NEW 14" X 14" EXHAUST AIR DEVICE TO EXISTING 14" X 9" EXHAUST DUCT. |

| HAZARDOUS MATERIALS GENERAL NOTES |
|---|
| A. REFER TO OWNER'S REGULATED MATERIAL DRAWINGS AND WRITTEN NARRATIVE PRIOR TO ANY DEMOLITION OR CONSTRUCTION. |
| B. ANY NOTES REGARDING HAZARDOUS MATERIAL ARE FOR REFERENCE ONLY AS A RESULT OF THE OWNER PROVIDED HAZARDOUS MATERIAL DRAWINGS. CONTRACTOR TO REFER TO AND COORDINATE WITH OWNER'S HAZARDOUS MATERIAL DRAWINGS. |
| C. IF UNEXPECTED HAZARDOUS MATERIAL IS ENCOUNTERED NOTIFY ARCHITECT & OWNER IMMEDIATELY. |
| D. ALL ABATEMENT TO BE PERFORMED BY ABATEMENT CONTRACTOR. |
| E. NEW CONSTRUCTION MAY REQUIRE ABATEMENT, REGARDLESS OF PRIOR DEMOLITION. |
| F. NEW CONNECTIONS TO EXISTING STRUCTURE MAY REQUIRE ABATEMENT AT CONNECTION LOCATIONS. PRIOR TO WELDING, DRILLING, OR ANY OTHER CONNECTION METHOD, VERIFY PRESENCE OF REGULATED MATERIAL PER OWNER'S HAZARDOUS MATERIAL DRAWINGS. |
| G. CONNECTIONS INCLUDE, BUT ARE NOT LIMITED TO, WALL BRACING, DEFLECTION TRACKS, CEILING HANGERS, DUCT HANGERS, EQUIPMENT HANGERS, LIGHTING, PLUMBING SUPPORTS, AND OTHER PENETRATIONS PER OWNER'S HAZARDOUS MATERIAL DRAWINGS. |
| H. WELDED CONNECTIONS ARE TO BE ABATED TO THE EXTENT WHICH MINIMIZES HEAT-GENERATED HAZARDS PER OWNER'S HAZARDOUS MATERIAL DRAWINGS. |
| I. DRILLED CONNECTIONS ARE TO BE ABATED TO THE EXTENT WHICH MINIMIZES PARTICLE-GENERATED HAZARDS PER OWNER'S HAZARDOUS MATERIAL DRAWINGS. |

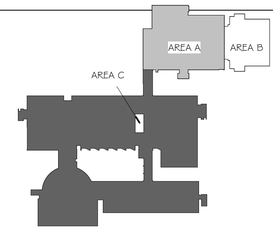


Key Plan - Level 1
1" = 160'-0"

bond architects
222 SOUTH CENTRAL AVE.
SUITE# 501
ST. LOUIS, MO 63105
TEL: 314.863.4994
FAX: 314.863.4996
www.bondarchitectsinc.com
Bond Architects, Inc.
Missouri State Certificate of Authority # 2009027409

**Cole & Associates, Inc.**
Civil Engineer
Consultant Project #26-0064
Certificate of Authority #001165
401 S. 18th St., Suite 200
St. Louis, MO 63103
314.984.9887 tel

**CASE Engineering, Inc.**
Structural Engineer
Consultant Project BDA-MO-06-26
Certificate of Authority #001498
796 Merus Ct.
Fenton, MO 63026
636.349.1600 tel

**RTM Engineering Consultants**
MEP Engineer
Consultant Project #26.B00203.2171
Certificate of Authority #2002028690
3701 S. Lindbergh Blvd.
St. Louis, MO 63127
314.725.5889 tel

West High School
14653 Clayton Rd., Ballwin, MO 63011
Parkway PN #5425018
Building Renovation & Site Improvements

Parkway School District
363 N. Woods Mill Rd., Chesterfield, MO 63017
314.415.8231 tel

Project No: 26022

Revisions

| No. | Description | Date |
|---|---|---|
| | | |

This drawing and the details on it are the sole property of the architect and may be used for this specific project only. It shall not be loaned, copied or reproduced, in whole or in part, or for any other purpose or project without the written consent of the Architect.
Copyright © 2026 by Bond Architects, Inc.

STATE OF MISSOURI
MICHAEL D. MITCHELL
NUMBER PE-2010019977
PROFESSIONAL ENGINEER

10/23/2026

MICHAEL D. MITCHELL
MO Number PE-2010019977
Certificate of Authority 2014035826

The Professional Architects seal affixed to this sheet applies only to the material and items shown on this sheet. All drawings, instruments or other documents not exhibiting this seal shall not be considered prepared by this architect, and this architect expressly disclaims any and all responsibility for such plan, drawings or documents not exhibiting this seal.

DATE: 10/23/2026

BID / PERMIT SET

# FIRST FLOOR PLAN - AREA B - VENTILATION

M2.1B.V

10/23/2026 10:33:04 AM

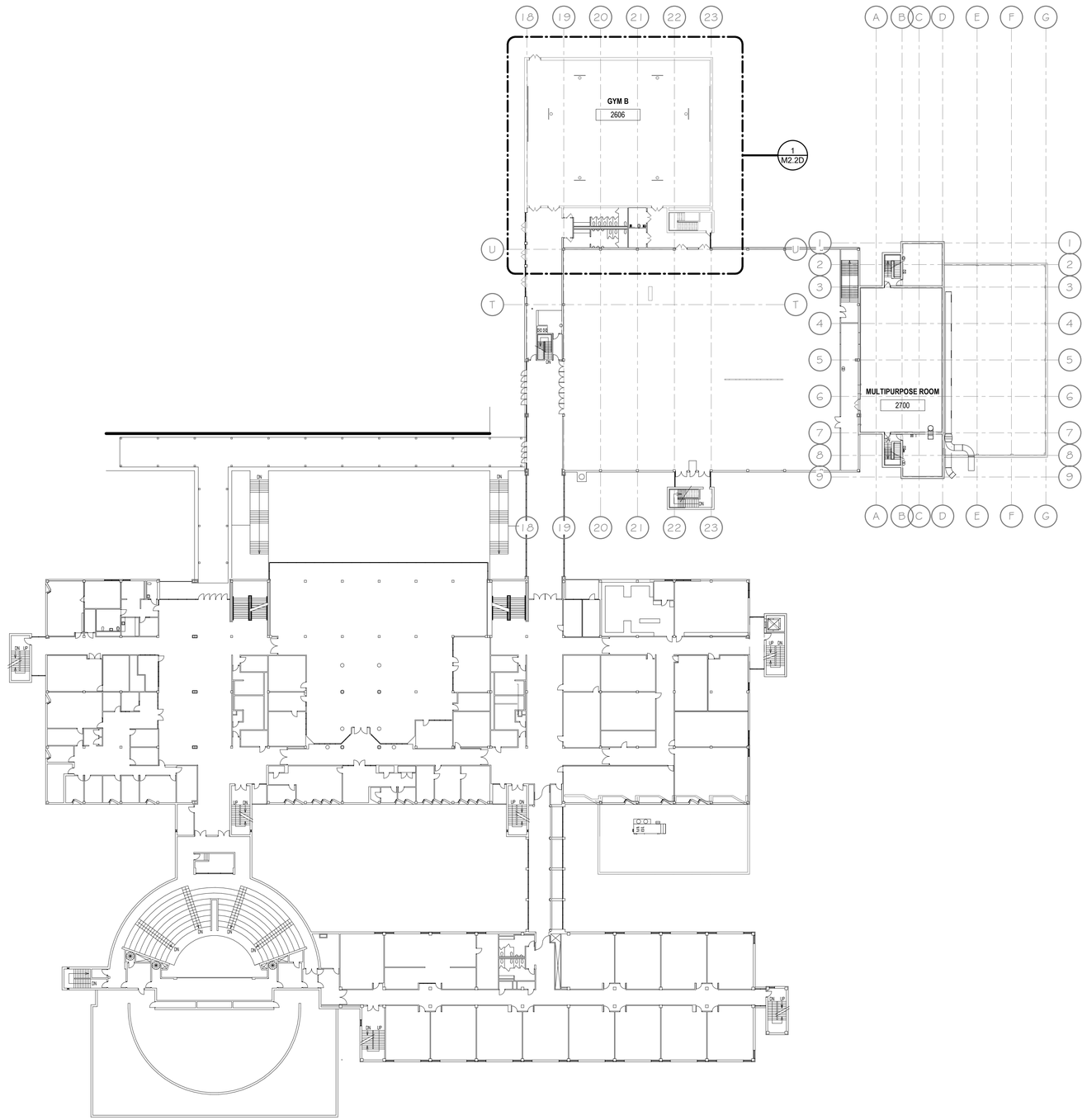


N

M2.2 SECOND FLOOR OVERALL MECHANICAL PLAN
1/32" = 1'-0"

SCALE: 3/4" = 1'-0"
SCALE: 1 1/2" = 1'-0"
SCALE: 1" = 1'-0"
SCALE: 3/4" = 1'-0"
SCALE: 1/2" = 1'-0"
SCALE: 1/4" = 1'-0"
SCALE: 1/8" = 1'-0"
SCALE: 1/16" = 1'-0"

10/23/2026 10:33:05 AM


bond
architects
222 SOUTH CENTRAL AVE.
SUITE# 501
ST. LOUIS, MO 63105
TEL: 314.863.4994
FAX: 314.863.4996
www.bondarchitectsinc.com
Bond Architects, Inc.
Missouri State Certificate of Authority #
2009027409

**Cole & Associates, Inc.**
Civil Engineer
Consultant Project #26-0064
Certificate of Authority #001165
401 S. 18th St., Suite 200
St. Louis, MO 63103
314.984.9887 tel

**CASE Engineering, Inc.**
Structural Engineer
Consultant Project BDA-MO-06-26
Certificate of Authority #001498
796 Merus Ct.
Fenton, MO 63026
636.349.1600 tel

**RTM Engineering Consultants**
MEP Engineer
Consultant Project #26.B00203.2171
Certificate of Authority #2002028690
3701 S. Lindbergh Blvd.
St. Louis, MO 63127
314.725.5889 tel


West High School
14653 Clayton Rd., Ballwin, MO 63011
Parkway PN #542501B
Building Renovation & Site Improvements

Parkway School District
363 N. Woods Mill Rd., Chesterfield, MO 63017
314.415.8231 tel

Project No: 26022

Revisions

| No. | Description | Date |
|---|---|---|
| | | |


This drawing and the details on it are the sole property of the architect and may be used for this specific project only. It shall not be loaned, copied or reproduced, in whole or in part, or for any other purpose or project without the written consent of the Architect.
Copyright © 2026 by Bond Architects, Inc.


STATE OF MISSOURI
MICHAEL D. MITCHELL
NUMBER PE-2010019977
PROFESSIONAL ENGINEER
10/23/2026

MICHAEL D. MITCHELL
MO License #2010019977
Certificate of Authority 2014035826

The Professional Architects seal affixed to this sheet applies only to the material and items shown on this sheet. All drawings, instruments or other documents not exhibiting this seal shall not be considered prepared by this architect, and this architect expressly disclaims any and all responsibility for such plan, drawings or documents not exhibiting this seal.

DATE: 10/23/2026

BID / PERMIT SET

# SECOND FLOOR PLAN OVERALL

M2.2

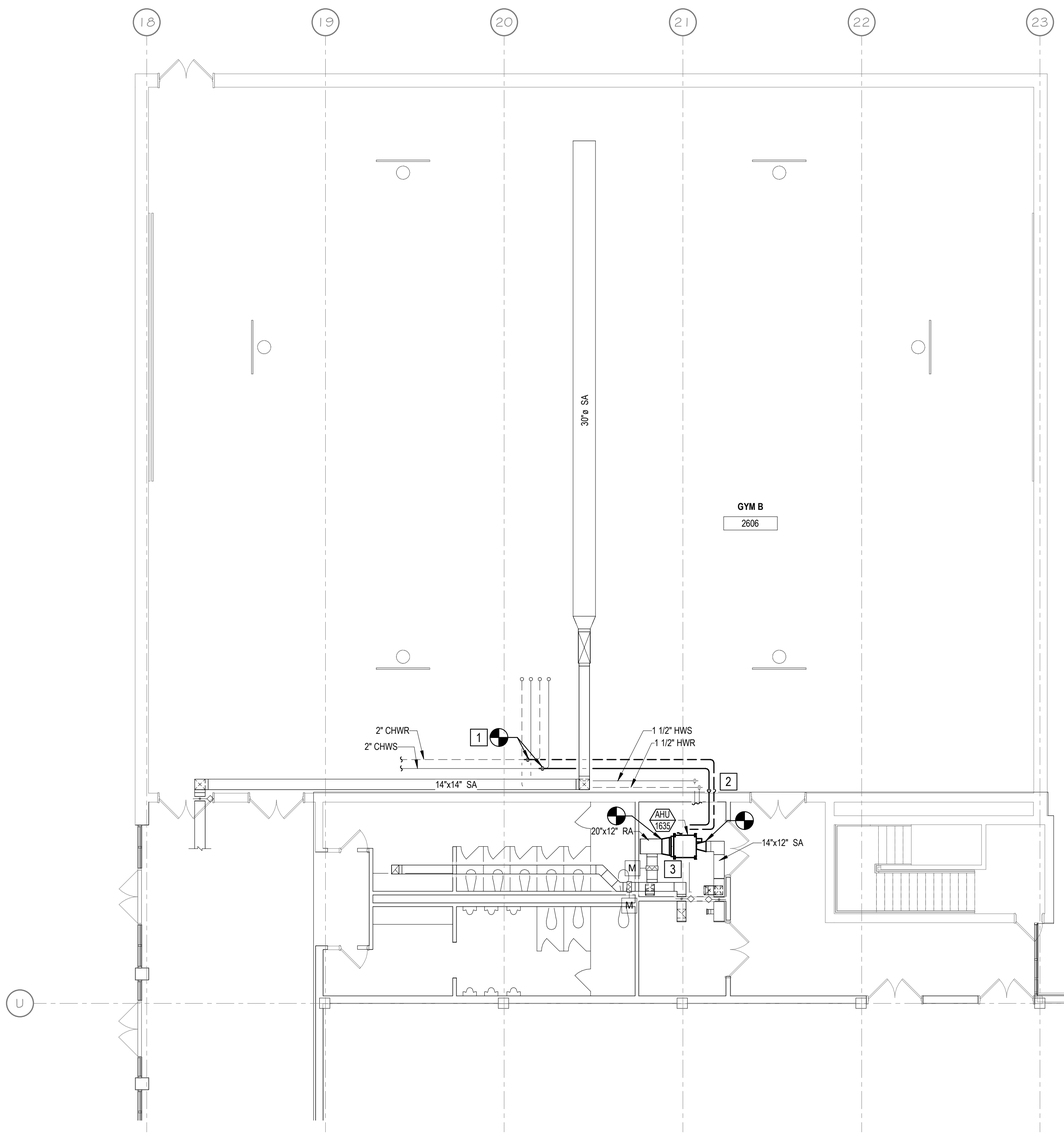


N 1 SECOND FLOOR PLAN - AREA D - MECHANICAL
M2.2D 1/8" = 1'-0"

## KEYED NOTES

1. CONNECT NEW 1" CHILLED WATER SUPPLY AND RETURN PIPES TO EXISTING 2" CHILLED WATER SUPPLY AND RETURN PIPES.
2. ROUTE CHILLED WATER SUPPLY AND RETURN PIPING DOWN TO CEILING SPACE FOR MECHANICAL 2607. COORDINATE RISER LOCATION WITH NEW BLEACHER INSTALLATION AND EXISTING WALL FIXTURES.
3. INSTALL NEW BLOWER COIL TO EXISTING HEATING WATER SUPPLY AND RETURN PIPING.

## HAZARDOUS MATERIALS GENERAL NOTES

A. REFER TO OWNER'S REGULATED MATERIAL DRAWINGS AND WRITTEN NARRATIVE PRIOR TO ANY DEMOLITION OR CONSTRUCTION.
B. ANY NOTES REGARDING HAZARDOUS MATERIAL ARE FOR REFERENCE ONLY AS A RESULT OF THE OWNER PROVIDED HAZARDOUS MATERIAL DRAWINGS. CONTRACTOR TO REFER TO AND COORDINATE WITH OWNER'S HAZARDOUS MATERIAL DRAWINGS.
C. IF UNEXPECTED HAZARDOUS MATERIAL IS ENCOUNTERED NOTIFY ARCHITECT & OWNER IMMEDIATELY.
D. ALL ABATEMENT TO BE PERFORMED BY ABATEMENT CONTRACTOR.
E. NEW CONSTRUCTION MAY REQUIRE ABATEMENT, REGARDLESS OF PRIOR DEMOLITION.
F. NEW CONNECTIONS TO EXISTING STRUCTURE MAY REQUIRE ABATEMENT AT CONNECTION LOCATIONS. PRIOR TO WELDING, DRILLING, OR ANY OTHER CONNECTION METHOD, VERIFY PRESENCE OF REGULATED MATERIAL PER OWNER'S HAZARDOUS MATERIAL DRAWINGS.
G. CONNECTIONS INCLUDE, BUT ARE NOT LIMITED TO, WALL BRACING, DEFLECTION TRACKS, CEILING HANGERS, DUCT HANGERS, EQUIPMENT HANGERS, LIGHTING, PLUMBING SUPPORTS, AND OTHER PENETRATIONS PER OWNER'S HAZARDOUS MATERIAL DRAWINGS.
H. WELDED CONNECTIONS ARE TO BE ABATED TO THE EXTENT WHICH MINIMIZES HEAT-GENERATED HAZARDS PER OWNER'S HAZARDOUS MATERIAL DRAWINGS.
I. DRILLED CONNECTIONS ARE TO BE ABATED TO THE EXTENT WHICH MINIMIZES PARTICLE-GENERATED HAZARDS PER OWNER'S HAZARDOUS MATERIAL DRAWINGS.

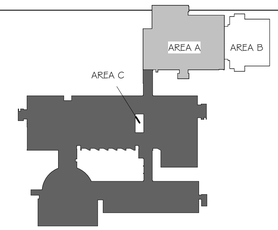


N Key Plan - Level 1
1" = 160'-0"

bond architects
222 SOUTH CENTRAL AVE.
SUITE# 501
ST. LOUIS, MO 63105
TEL: 314.863.4994
FAX: 314.863.4996
www.bondarchitectsinc.com
Bond Architects, Inc.
Missouri State Certificate of Authority # 2009027409

**Cole & Associates, Inc.**
Civil Engineer
Consultant Project #26-0064
Certificate of Authority #001165
401 S. 18th St., Suite 200
St. Louis, MO 63103
314.984.9887 tel

**CASE Engineering, Inc.**
Structural Engineer
Consultant Project BDA-MO-06-26
Certificate of Authority #001498
796 Merus Ct.
Fenton, MO 63026
636.349.1600 tel

**RTM Engineering Consultants**
MEP Engineer
Consultant Project #26.B00203.2171
Certificate of Authority #2002028690
3701 S. Lindbergh Blvd.
St. Louis, MO 63127
314.725.5889 tel

West High School
14653 Clayton Rd., Ballwin, MO 63011
Parkway PN #542501B
Building Renovation & Site Improvements

Parkway School District
363 N. Woods Mill Rd., Chesterfield, MO 63017
314.415.6231 tel

Project No: 26022

Revisions

| No. | Description | Date |
|---|---|---|
| | | |

This drawing and the details on it are the sole property of the architect and may be used for this specific project only. It shall not be loaned, copied or reproduced, in whole or in part, or for any other purpose or project without the written consent of the Architect.
Copyright © 2026 by Bond Architects, Inc.

STATE OF MISSOURI
MICHAEL D. MITCHELL
NUMBER PE-2010019977
PROFESSIONAL ENGINEER
10/23/2026

MICHAEL D. MITCHELL
MO License #2010019977 | 10/23/2026
Certificate of Authority 2014035826

The Professional Architects seal affixed to this sheet applies only to the material and items shown on this sheet. All drawings, instruments or other documents not exhibiting this seal shall not be considered prepared by this architect, and this architect expressly disclaims any and all responsibility for such plan, drawings or documents not exhibiting this seal.

DATE: 10/23/2026

BID / PERMIT SET

# SECOND FLOOR PLAN - AREA D

M2.2D

10/23/2026 10:33:05 AM

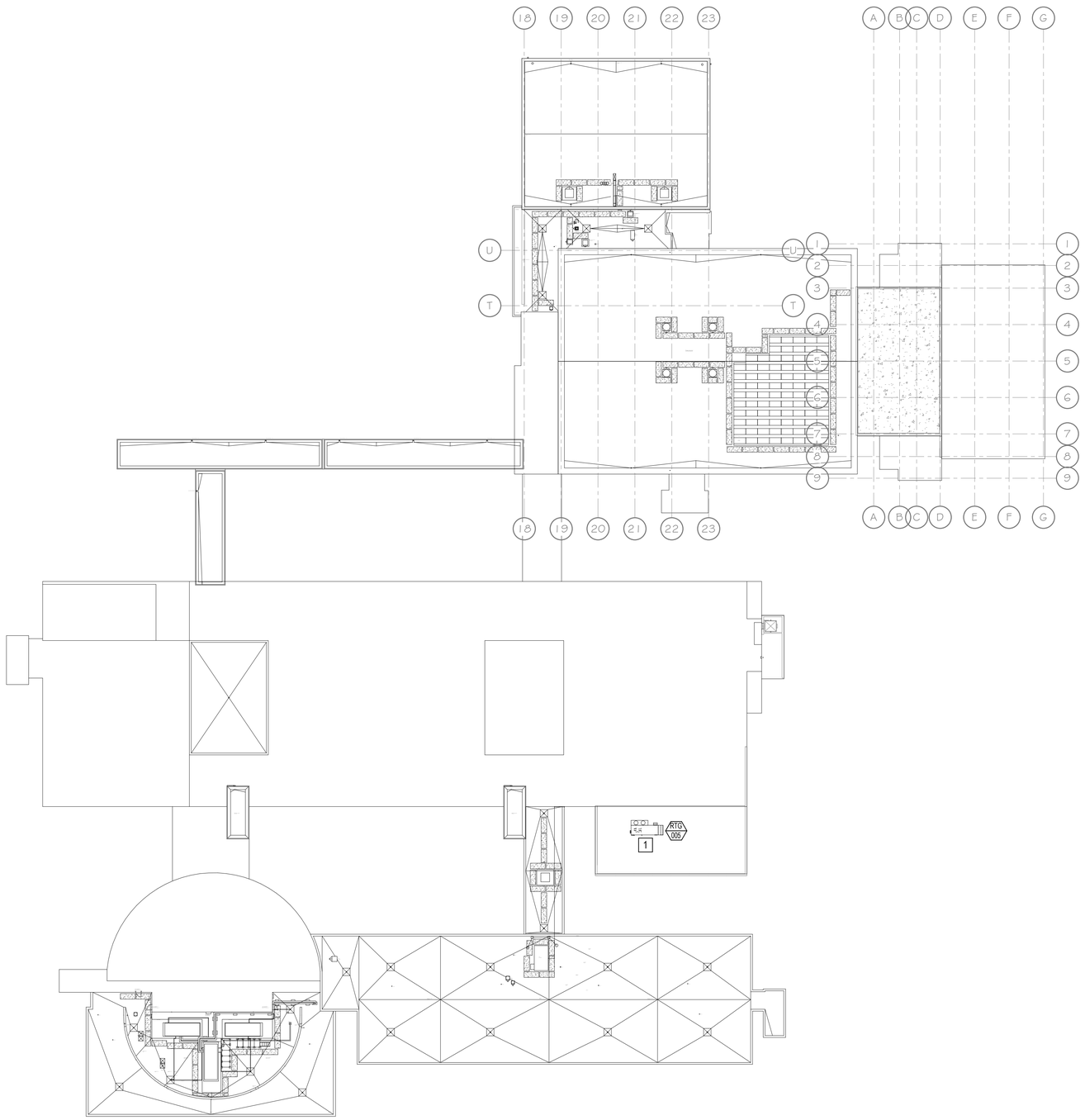


N — 1 / M2.3 — ROOF - MECHANICAL
1/32" = 1'-0"

## GENERAL NOTES

A. THE CONTRACTOR SHALL NOTIFY THE OWNER'S REPRESENTATIVE A MINIMUM OF SEVEN DAYS PRIOR TO THE BEGINNING OF WORK THAT INVOLVES ACTIVITY ON THE ROOF.

B. TRAFFIC OVER THE EXISTING ROOF SURFACES SHALL BE KEPT TO AN ABSOLUTE MINIMUM.

C. THE CONTRACTOR AND THE OWNER'S REPRESENTATIVE SHALL INSPECT THE EXPOSED ROOFING MEMBRANE SYSTEM PRIOR TO THE START OF CONSTRUCTION. ANY PREVIOUS DAMAGE OR DEFECTS OF THE ROOFING SYSTEM SHALL BE DOCUMENTED BY WRITING AND/OR PHOTOGRAPHS.

D. THE CONTRACTOR SHALL PLACE MINIMUM OF 48" WIDE, 1/2" THICK APPROVED PROTECTION BOARDS (1 LAYER) MADE OF CONSTRUCTION GRADE PLYWOOD (ORIENTED STRAND BOARD WILL BE ACCEPTABLE) OVER ALL MEMBRANE ROOFING THAT WILL HAVE CONSTRUCTION TRAFFIC. THIS ROOF PROTECTION SHALL BE PROVIDED FOR THE ENTIRE AREA WITHIN THE LIMITS OF THE WORK (SEE DRAWINGS THIS SHEET). SUCH PROTECTION SHALL ALSO BE PROVIDED IN THE FORM OF A WALKWAY FROM THE ROOF ACCESS DOOR TO THE PROTECTED CONSTRUCTION AREA.

E. STORAGE OF MATERIALS ON EXISTING ROOF WILL NOT BE ALLOWED.

F. THE CONTRACTOR SHALL REMOVED DAILY ALL PROJECT DEBRIS FROM ALL ROOFING SURFACES.

G. THE CONTRACTOR SHALL ADVISE THE OWNER'S REPRESENTATIVE WHEN WORK ON THE ROOF IS COMPLETE AND THE PROTECTION BOARDS HAVE BEEN REMOVED. THE CONTRACTOR AND THE OWNER'S REPRESENTATIVE SHALL EXAMINE ALL ROOF SURFACES WHERE WORK HAS OCCURRED AND WILL REPAIR ALL DEFECTS NOT PREVIOUSLY DOCUMENTED.

H. CONTRACTOR SHALL BE RESPONSIBLE FOR ANY DAMAGE TO THE BUILDING, ROOF, STRUCTURAL FRAMING, ETC. INCURRED DURING CONSTRUCTION.

I. CONTRACTOR SHALL UTILIZED A LICENSED APPLICATOR OF THE EXISTING ROOFING SYSTEM TO REPAIR ANY AND ALL DAMAGE INCURRED DURING THE COURSE OF CONSTRUCTION.

J. THE CONTRACTOR SHALL VERIFY WARRANTY OF THE EXISTING MEMBRANE ROOFING SYSTEM. THE CONTRACTOR SHALL UTILIZE A LICENSED APPLICATOR OF THE EXISTING ROOFING SYSTEM TO PERFORM ALL ROOFING WORK AND TO REPAIR ANY AND ALL DAMAGE. UPON COMPLETION, THE CONTRACTOR SHALL OBTAIN A LETTER FROM THE ROOF MANUFACTURER STATING THAT THE EXISTING WARRANTY REMAINS IN FULL FORCE AND EFFECT.

## KEYED NOTES

1 INSTALL NEW PACKAGED ROOFTOP UNIT ON NEW SEISMICALLY ATTACHED ADAPTER CURB. SEE STRUCTURAL DRAWING FOR ATTACHMENT DETAILS. RE-CONNECT COOLING COIL TO EXISTING 2 1/2" CHILLED WATER LINES FROM BELOW.


bond architects
222 SOUTH CENTRAL AVE.
SUITE# 501
ST. LOUIS, MO 63105
TEL: 314.863.4994
FAX: 314.863.4996
www.bondarchitectsinc.com
Bond Architects, Inc.
Missouri State Certificate of Authority # 2009027409

**Cole & Associates, Inc.**
Civil Engineer
Consultant Project #26-0064
Certificate of Authority #001165
401 S. 18th St., Suite 200
St. Louis, MO 63103
314.984.9887 tel

**CASE Engineering, Inc.**
Structural Engineer
Consultant Project BDA-MO-06-26
Certificate of Authority #001498
796 Merus Ct.
Fenton, MO 63026
636.349.1600 tel

**RTM Engineering Consultants**
MEP Engineer
Consultant Project #26.B00203.2171
Certificate of Authority #2002028690
3701 S. Lindbergh Blvd.
St. Louis, MO 63127
314.725.5889 tel


West High School
14653 Clayton Rd., Ballwin, MO 63011
Parkway PN #542501B
Building Renovation & Site Improvements

Parkway School District
363 N. Woods Mill Rd., Chesterfield, MO 63017
314.415.6231 tel

Project No: 26022

Revisions

| No. | Description | Date |
|---|---|---|
| | | |


This drawing and the details on it are the sole property of the architect and may be used for this specific project only. It shall not be loaned, copied or reproduced, in whole or in part, or for any other purpose or project without the written consent of the Architect.
Copyright © 2026 by Bond Architects, Inc.


STATE OF MISSOURI — MICHAEL D. MITCHELL — NUMBER PE-2010019977 — PROFESSIONAL ENGINEER
10/23/2026
MICHAEL D. MITCHELL
MO License #2010019977, Exp. 12/31/2026
Certificate of Authority #2014035826

The Professional Architects seal affixed to this sheet applies only to the material and items shown on this sheet. All drawings, instruments or other documents not exhibiting this seal shall not be considered prepared by this architect, and this architect expressly disclaims any and all responsibility for such plan, drawings or documents not exhibiting this seal.

DATE: 10/23/2026

BID / PERMIT SET

# ROOF PLAN

M2.3

10/23/2026 10:33:06 AM

SCALE: 3" = 1'-0" (0, 0.25, 0.5, 1)
SCALE: 1 1/2" = 1'-0" (0, 0.5, 1, 2)
SCALE: 1" = 1'-0" (0, 0.5, 1, 2)
SCALE: 3/4" = 1'-0" (0, 1, 2, 3)
SCALE: 1/2" = 1'-0" (0, 2, 4, 8)
SCALE: 1/4" = 1'-0" (0, 2, 4, 8)
SCALE: 1/8" = 1'-0" (0, 4, 8, 16)
SCALE: 1/16" = 1'-0" (0, 8, 16, 32)

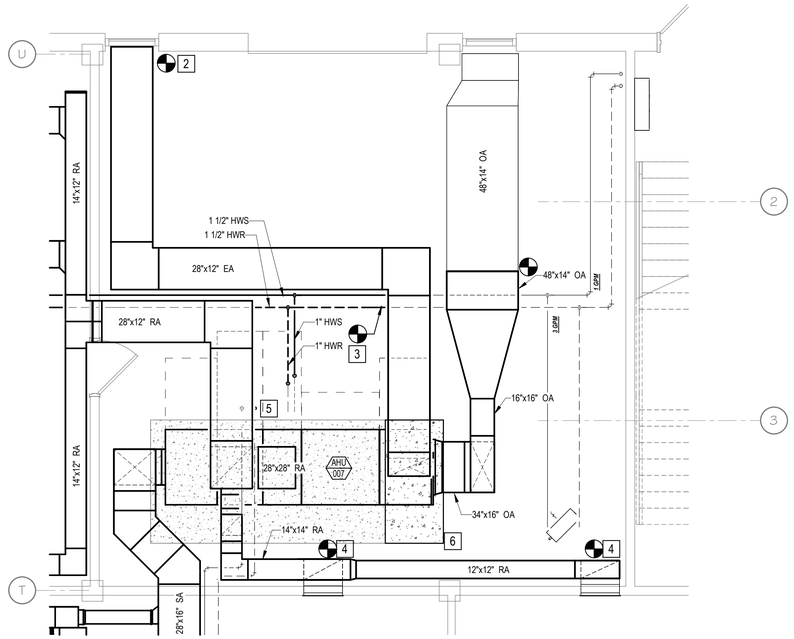


N 2 M4.1 MECHANICAL ROOM 1625
1/4" = 1'-0"

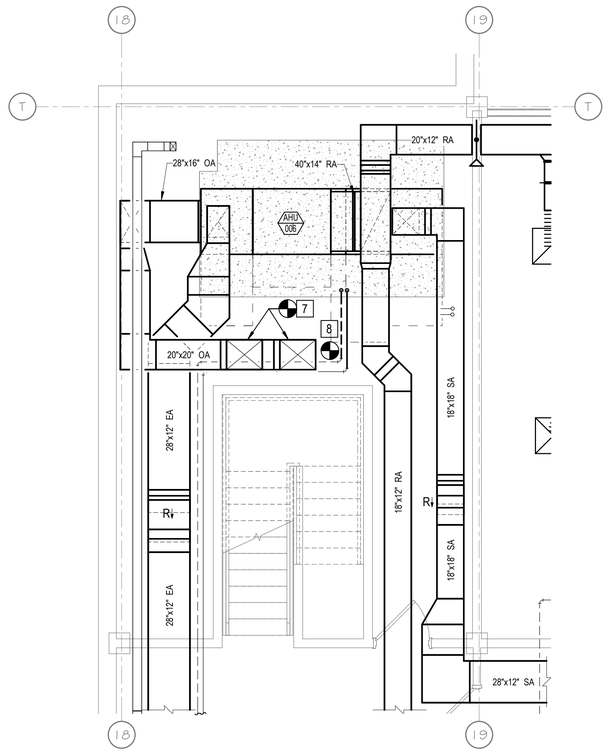


N 3 M4.1 MECHANICAL ROOM 1600
1/4" = 1'-0"

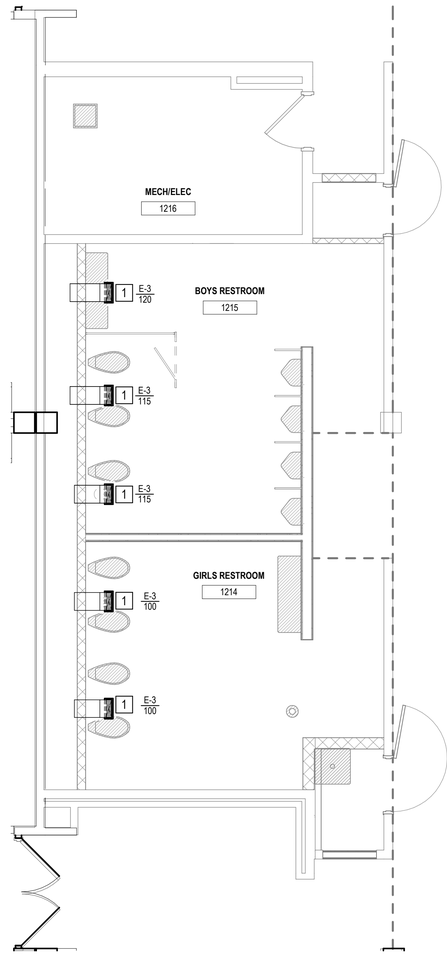


N 5 M4.1 RESTROOM 1214 & 1215 - MECHANICAL
1/4" = 1'-0"

## KEYED NOTES

1. INSTALL NEW AIR DEVICE, E-1, TO EXISTING 12" X 4" EXHAUST DUCT.
2. TRANSITION NEW 28" X 12" EXHAUST DUCT AS REQUIRED TO CONNECT TO EXISTING LOUVER. FIELD VERIFY EXISTING LOUVER SIZE, AND CONDITION PRIOR TO RE-CONNECTION OF DUCTWORK. REPORT ANY DISCREPANCIES TO THE ENGINEER BEFORE PROCEEDING WITH WORK.
3. DROP 1" HEATING WATER SUPPLY AND RETURN PIPING AS REQUIRED TO CONNECT TO EXISTING 1" HEATING WATER SUPPLY AND RETURN PIPING.
4. CONNECT EXISTING 26" X 14" RETURN RISER TO NEW RETURN AIR DUCT.
5. CONNECT NEW 2" CHILLED WATER SUPPLY AND RETURN RISERS TO EXISTING 2" CHILLED WATER SUPPLY AND RETURN BRANCH LINES.
6. EXTEND 4" HOUSEKEEPING PAD AS REQUIRED TO EXTEND 6" MINIMUM BEYOND THE FOOTPRINT OF THE NEW AIR HANDLING UNIT.
7. CONNECT EXISTING 24" X 20" OUTSIDE AIR RISERS FROM FLOOR ABOVE TO NEW 20" X 20" OUTSIDE AIR MAIN.
8. CONNECT NEW 2" CHILLED WATER SUPPLY AND RETURN RISERS TO EXISTING 2" CHILLED WATER SUPPLY AND RETURN BRANCH LINES.

## HAZARDOUS MATERIALS GENERAL NOTES

A. REFER TO OWNER'S REGULATED MATERIAL DRAWINGS AND WRITTEN NARRATIVE PRIOR TO ANY DEMOLITION OR CONSTRUCTION.
B. ANY NOTES REGARDING HAZARDOUS MATERIAL ARE FOR REFERENCE ONLY AS A RESULT OF THE OWNER PROVIDED HAZARDOUS MATERIAL DRAWINGS. CONTRACTOR TO REFER TO AND COORDINATE WITH OWNER'S HAZARDOUS MATERIAL DRAWINGS.
C. IF UNEXPECTED HAZARDOUS MATERIAL IS ENCOUNTERED NOTIFY ARCHITECT & OWNER IMMEDIATELY.
D. ALL ABATEMENT TO BE PERFORMED BY ABATEMENT CONTRACTOR.
E. NEW CONSTRUCTION MAY REQUIRE ABATEMENT, REGARDLESS OF PRIOR DEMOLITION.
F. NEW CONNECTIONS TO EXISTING STRUCTURE MAY REQUIRE ABATEMENT AT CONNECTION LOCATIONS. PRIOR TO WELDING, DRILLING, OR ANY OTHER CONNECTION METHOD, VERIFY PRESENCE OF REGULATED MATERIAL PER OWNER'S HAZARDOUS MATERIAL DRAWINGS.
G. CONNECTIONS INCLUDE, BUT ARE NOT LIMITED TO, WALL BRACING, DEFLECTION TRACKS, CEILING HANGERS, DUCT HANGERS, EQUIPMENT HANGERS, LIGHTING, PLUMBING SUPPORTS, AND OTHER PENETRATIONS PER OWNER'S HAZARDOUS MATERIAL DRAWINGS.
H. WELDED CONNECTIONS ARE TO BE ABATED TO THE EXTENT WHICH MINIMIZES HEAT-GENERATED HAZARDS PER OWNER'S HAZARDOUS MATERIAL DRAWINGS.
I. DRILLED CONNECTIONS ARE TO BE ABATED TO THE EXTENT WHICH MINIMIZES PARTICLE-GENERATED HAZARDS PER OWNER'S HAZARDOUS MATERIAL DRAWINGS.


bond architects
222 SOUTH CENTRAL AVE.
SUITE# 501
ST. LOUIS, MO 63105
TEL: 314.863.4994
FAX: 314.863.4996
www.bondarchitectsinc.com
Bond Architects, Inc.
Missouri State Certificate of Authority # 2009027409

**Cole & Associates, Inc.**
Civil Engineer
Consultant Project #26-0064
Certificate of Authority #001165
401 S. 18th St., Suite 200
St. Louis, MO 63103
314.984.9887 tel

**CASE Engineering, Inc.**
Structural Engineer
Consultant Project BDA-MO-06-26
Certificate of Authority #001498
796 Merus Ct.
Fenton, MO 63026
636.349.1600 tel

**RTM Engineering Consultants**
MEP Engineer
Consultant Project #26.B00203.2171
Certificate of Authority #2002028690
3701 S. Lindbergh Blvd.
St. Louis, MO 63127
314.725.5889 tel


West High School
14653 Clayton Rd., Ballwin, MO 63011
Parkway PN #542501B
Building Renovation & Site Improvements

Parkway School District
363 N. Woods Mill Rd., Chesterfield, MO 63017
314.415.8231 tel

Project No: 26022

Revisions

| No. | Description | Date |
|---|---|---|
| | | |


This drawing and the details on it are the sole property of the architect and may be used for this specific project only. It shall not be loaned, copied or reproduced, in whole or in part, or for any other purpose or project without the written consent of the Architect. Copyright © 2026 by Bond Architects, Inc.


STATE OF MISSOURI
MICHAEL D. MITCHELL
NUMBER PE-2010019977
PROFESSIONAL ENGINEER

MICHAEL D. MITCHELL
MO LICENSE NO. PE-2010019977
Certificate of Authority 2014035826
10/23/2026

The Professional Architects seal affixed to this sheet applies only to the material and items shown on this sheet. All drawings, instruments or other documents not exhibiting this seal shall not be considered prepared by this architect, and this architect expressly disclaims any and all responsibility for such plan, drawings or documents not exhibiting this seal.

DATE: 10/23/2026

BID / PERMIT SET

# ENLARGED PLANS - MECHANICAL

M4.1

10/23/2026 10:33:08 AM

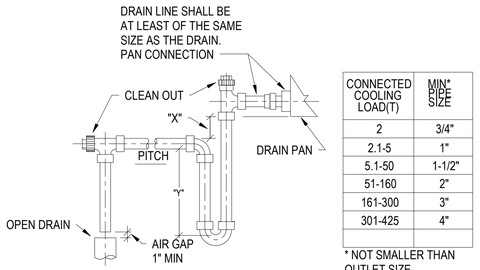


| CONNECTED COOLING LOAD(T) | MIN* PIPE SIZE |
|---|---|
| 2 | 3/4" |
| 2.1-5 | 1" |
| 5.1-50 | 1-1/2" |
| 51-160 | 2" |
| 161-300 | 3" |
| 301-425 | 4" |
| | |

* NOT SMALLER THAN OUTLET SIZE

NOTES:
1. MANUALLY PRIME TRAP BEFORE START UP.
2. SUPPORT DRAIN LINES TO PREVENT SAG.
3. ALLOW SUFFICIENT SPACE BELOW PAN FOR TRAP AND PITCH TO DRAIN.

POSITIVE STATIC PRESSURE AT DRAIN CONNECTION
X = 1" MINIMUM
Y = 2" FOR EACH 1" OF POSITIVE STATIC PRESSURE

NEGATIVE STATIC PRESSURE AT DRAIN CONNECTION
X = 1" + (1" FOR EACH 1" OF MAXIMUM NEGATIVE STATIC PRESSURE)
Y = HALF OF "X" (1-1/2" MINIMUM)

1 M5.0 CONDENSATE DRAIN - Indoor Unit
NOT TO SCALE

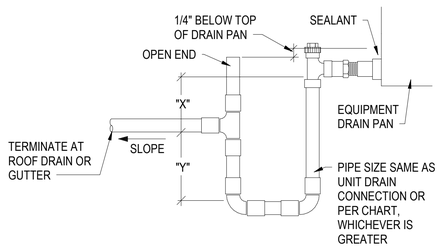


| CONNECTED COOLING LOAD(T) | MIN* PIPE SIZE |
|---|---|
| 2 | 3/4" |
| 2.1-5 | 1" |
| 5.1-50 | 1-1/2" |
| 51-160 | 2" |
| 161-300 | 3" |
| 301-425 | 4" |
| | |

* NOT SMALLER THAN OUTLET SIZE

GENERAL NOTE:
DRAIN PIPING DETAIL IS TYPICAL FOR ALL CONDENSATE DRAIN CONNECTIONS ON EQUIPMENT

NOTES:
1. MANUALLY PRIME TRAP BEFORE START UP.
2. SUPPORT DRAIN LINES TO PREVENT SAG.
3. ALLOW SUFFICIENT SPACE BELOW PAN FOR TRAP AND PITCH TO DRAIN.

POSITIVE STATIC PRESSURE AT DRAIN CONNECTION
X = 1" MINIMUM
Y = 2" FOR EACH 1" OF POSITIVE STATIC PRESSURE

NEGATIVE STATIC PRESSURE AT DRAIN CONNECTION
X = 1" + (1" FOR EACH 1" OF MAXIMUM NEGATIVE STATIC PRESSURE)
Y = HALF OF "X" (1-1/2" MINIMUM)

2 M5.0 CONDENSATE DRAIN - Outdoor unit
NOT TO SCALE

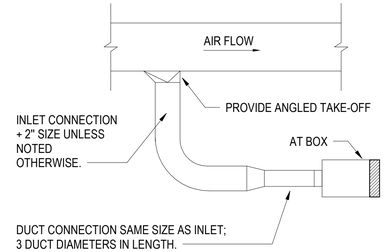


3 M5.0 VAV BOX DUCT CONNECTION DETAIL
NOT TO SCALE

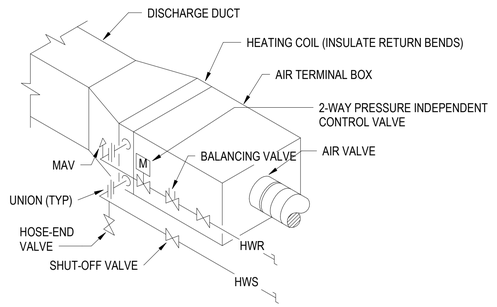


NOTE: PROVIDE INSULATION ON VALVES & FITTINGS UP TO AND INCLUDING COIL HEADER.

4 M5.0 AIR TERMINAL BOX - 2-way valve
NOT TO SCALE




NOTE: PROVIDE SPRING LOADED FD FOR HORIZONTAL INSTALLATION

5 M5.0 DUCT PENETRATION THRU FIRE RATED WALL
NOT TO SCALE




NOTES:
1. UNLESS OTHERWISE INDICATED ON PLANS, ABRUPT TRANSITIONS ARE NOT ALLOWED.

6 M5.0 DUCT TRANSITION
NOT TO SCALE




8 M5.0 EXPOSED ROUND DUCT DETAIL
NOT TO SCALE




9 M5.0 EXTENDED PLENUM TAKE-OFF DETAIL
NOT TO SCALE




10 M5.0 FAN - INLINE DETAIL
NOT TO SCALE




DETAIL NOTES: I INSTALL FLEXIBLE DUCT SAME DIAMTER AS INLET TO SUPPLY DIFFUSER

11 M5.0 FLEX TO DIFFUSER DETAIL
NOT TO SCALE




12 M5.0 INSULATION AT DUCT REINFORCEMENT AND JOINT
NOT TO SCALE


bond architects
222 SOUTH CENTRAL AVE.
SUITE# 501
ST. LOUIS, MO 63105
TEL: 314.863.4994
FAX: 314.863.4996
www.bondarchitectsinc.com
Bond Architects, Inc.
Missouri State Certificate of Authority # 2009027409

**Cole & Associates, Inc.**
Civil Engineer
Consultant Project #26-0064
Certificate of Authority #001165
401 S. 18th St., Suite 200
St. Louis, MO 63103
314.984.9887 tel

**CASE Engineering, Inc.**
Structural Engineer
Consultant Project BDA-MO-06-26
Certificate of Authority #001498
796 Merus Ct.
Fenton, MO 63026
636.349.1600 tel

**RTM Engineering Consultants**
MEP Engineer
Consultant Project #26.B00203.2171
Certificate of Authority #2002028690
3701 S. Lindbergh Blvd.
St. Louis, MO 63127
314.725.5889 tel


West High School
14653 Clayton Rd., Ballwin, MO 63011
Parkway PN #542501B
Building Renovation & Site Improvements

Parkway School District
363 N. Woods Mill Rd., Chesterfield, MO 63017
314.415.8231 tel

Project No: 26022

Revisions

| No. | Description | Date |
|---|---|---|
| | | |
| | | |
| | | |
| | | |
| | | |

This drawing and the details on it are the sole property of the architect and may be used for this specific project only. It shall not be loaned, copied or reproduced, in whole or in part, or for any other purpose or project without the written consent of the Architect. Copyright. © 2026 by Bond Architects, Inc.

STATE OF MISSOURI
MICHAEL D. MITCHELL
NUMBER PE-2010019577
PROFESSIONAL ENGINEER
10/23/2026
MICHAEL D. MITCHELL
MO License #2010019577 Exp. 12/31/2026
Certificate of Authority 2014035826

The Professional Architects seal affixed to this sheet applies only to the material and items shown on this sheet. All drawings, instruments or other documents not exhibiting this seal shall not be considered prepared by this architect, and this architect expressly disclaims any and all responsibility for such plan, drawings or documents not exhibiting this seal.

DATE: 10/23/2026

BID / PERMIT SET

MECHANICAL - DETAILS

M5.0

10/23/2026 10:33:08 AM

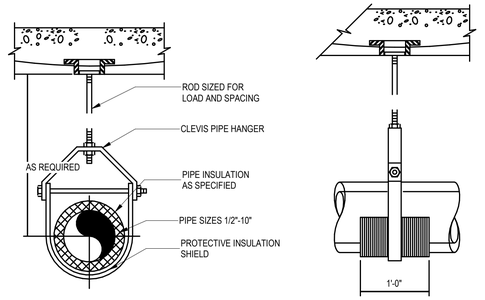


NOTES:
1. PIPE HANGERS SHALL BE OVERSIZED AS REQUIRED TO ACCOMODATE THICKNESS OF INSULATION SPECIFIED. HANGAR SHALL NOT COME INTO CONTACT WITH THE INSULATION DIRECTLY, EITHER AT THE VERTICAL YOKE OR AT THE POINT OF SUPPORT. FOR REQUIREMENTS ON INSULATION SHIELD USED WITH PIPE HANGERS, SEE SPECIFICATIONS.

1 M5.1 INSULATED PIPE HANGAR
NOT TO SCALE

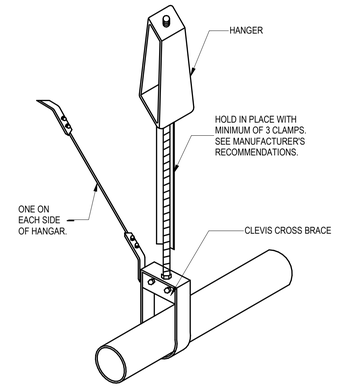


2 M5.1 LATERAL PIPING RESTRAINT
NOT TO SCALE

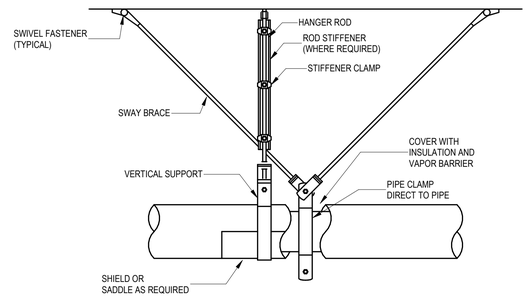


3 M5.1 LONGITUDINAL PIPING RESTRAINT
NOT TO SCALE

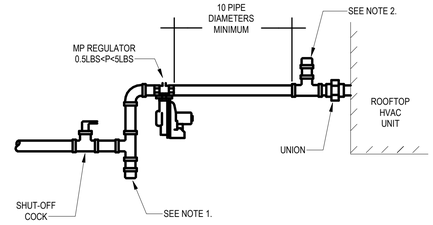


NOTES:
1. A TEE FITTING WITH ONE OPENING CAPPED OR PLUGGED SHALL BE INSTALLED BETWEEN THE MP REGULATOR AND ITS UPSTREAM SHUTOFF VALVE. SUCH TEE FITTING SHALL BE POSITIONED TO ALLOW CONNECTION OF A PRESSURE-MEASURING INSTRUMENT AND TO SERVE AS A SEDIMENT TRAP.

2. A TEE FITTING WITH ONE OPENING CAPPED OR PLUGGED SHALL BE INSTALLED NOT LESS THAN 10 PIPE DIAMETERS DOWNSTREAM OF THE MP REGULATOR OUTLET. SUCH TEE FITTING SHALL BE POSITIONED TO ALLOW CONNECTION OF A PRESSURE-MEASURING INSTRUMENT.

4 M5.1 TYPICAL NATURAL GAS CONNECTION-3
NOT TO SCALE

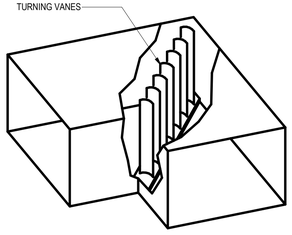


6 M5.1 TYPICAL ELBOW DETAIL
NOT TO SCALE

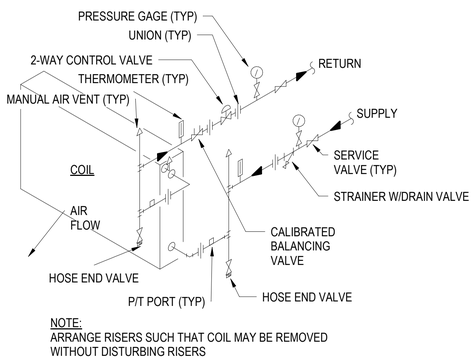


NOTE:
ARRANGE RISERS SUCH THAT COIL MAY BE REMOVED WITHOUT DISTURBING RISERS

7 M5.1 WATER COIL - Single/2-way valves
NOT TO SCALE

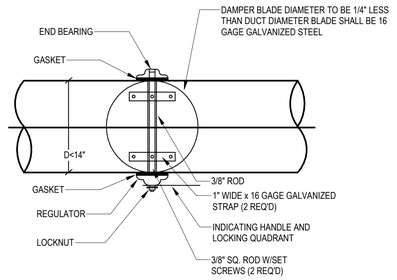


5 M5.1 ROUND VOLUME DAMPER (UP TO 14")
NOT TO SCALE

## MINIMUM PIPE INSULATION THICKNESS (INCHES)
## (PIPING NPS 12 AND SMALLER)

| SYSTEM | LOCATION | CELLULAR GLASS | FLEXIBLE ELASTOMERIC | MINERAL FIBER - PREFORMED | PVC OR ALUMINUM JACKET |
|---|---|---|---|---|---|
| CHILLED WATER (< 40°F) | INDOOR | 1-1/2 | 1 | 1-1/2 | - |
| | OUTDOOR | 3 | 3 | 3 | YES |
| CHILLED WATER (≥ 40°F) | INDOOR | 1-1/2 | 1 | 1 | - |
| | OUTDOOR | 3 | 3 | 3 | YES |
| HEATING WATER (≤ 200°F) | INDOOR | 2-1/2 | N/A | 2 | - |
| | OUTDOOR | 3 | N/A | 2 | YES |
| HEATING WATER (> 200°F) | INDOOR | 3 | N/A | 3 | - |
| | OUTDOOR | 3 | N/A | 3 | YES |
| CONDENSER WATER | INDOOR | 1-1/2 | 1 | 1 | - |
| | OUTDOOR | 2 | 2 | 2 | YES |
| STEAM AND STEAM CONDENSATE (≤ 350°F) | INDOOR | 3 | N/A | 3 | - |
| | OUTDOOR | 4 | N/A | 3 | YES |
| STEAM AND STEAM CONDENSATE (> 350°F) | INDOOR | 3 | N/A | 3 | - |
| | OUTDOOR | 5 | N/A | 4 | YES |
| REFRIGERANT LIQUID | INDOOR | 1-1/2 | 1 | 1 | - |
| | OUTDOOR | 2 | 2 | 2 | YES |
| REFRIGERANT SUCTION AND HOT GAS | INDOOR | 1-1/2 | 1 | 1 | - |
| | OUTDOOR | 2 | 2 | 2 | YES |
| CONDENSATE AND EQUIPMENT DRAIN WATER (≤ 60°F) | INDOOR | 1-1/2 | 3/4 | 1/2 | - |

NOTES:
1. ENTIRE PIPING SYSTEM INCLUDING VALVES AND FITTINGS TO BE INSULATED.

8 M5.1 PIPE INSULATION TABLE
NOT TO SCALE

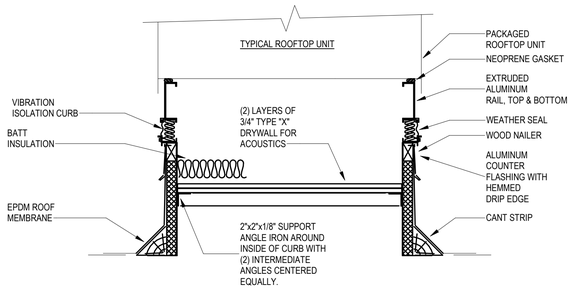


9 M5.1 ROOFTOP UNIT CURB DETAIL
NOT TO SCALE


bond architects
222 SOUTH CENTRAL AVE.
SUITE# 501
ST. LOUIS, MO 63105
TEL: 314.863.4994
FAX: 314.863.4996
www.bondarchitectsinc.com
Bond Architects, Inc.
Missouri State Certificate of Authority # 2009027409

**Cole & Associates, Inc.**
Civil Engineer
Consultant Project #26-0064
Certificate of Authority #001165
401 S. 18th St., Suite 200
St. Louis, MO 63103
314.984.9887 tel

**CASE Engineering, Inc.**
Structural Engineer
Consultant Project BDA-MO-06-26
Certificate of Authority #001498
796 Merus Ct.
Fenton, MO 63026
636.349.1600 tel

**RTM Engineering Consultants**
MEP Engineer
Consultant Project #26.B00203.2171
Certificate of Authority #2002028690
3701 S. Lindbergh Blvd.
St. Louis, MO 63127
314.725.5889 tel


West High School
14653 Clayton Rd., Ballwin, MO 63011
Parkway PN #542501B
Building Renovation & Site Improvements

Parkway School District
363 N. Woods Mill Rd., Chesterfield, MO 63017
314.415.8231 tel

Project No: 26022

Revisions

| No. | Description | Date |
|---|---|---|
| | | |

This drawing and the details on it are the sole property of the architect and may be used for this specific project only. It shall not be loaned, copied or reproduced, in whole or in part, or for any other purpose or project without the written consent of the Architect. Copyright © 2026 by Bond Architects, Inc.

STATE OF MISSOURI
MICHAEL D. MITCHELL
NUMBER PE-2010019917
PROFESSIONAL ENGINEER
10/23/2026
MICHAEL D. MITCHELL
MO License #2010019917 2010019917 2026
Certificate of Authority 2014035826

The Professional Architects seal affixed to this sheet applies only to the material and items shown on this sheet. All drawings, instruments or other documents not exhibiting this seal shall not be considered prepared by this architect, and this architect expressly disclaims any and all responsibility for such plan, drawings or documents not exhibiting this seal.

DATE: 10/23/2026

BID / PERMIT SET

MECHANICAL - DETAILS

M5.1

10/23/2026 10:33:09 AM

## GENERAL NOTES

A. THE CONTRACTOR SHALL BE RESPONSIBLE FOR ALL COSTS ASSOCIATED WITH AND THE COORDINATION OF ANY FRAMING REVISIONS, EQUIPMENT LOCATIONS, ADDITION OF CONTROLS, ELECTRICAL, CIRCUITING REVISIONS, ETC. THAT RESULT FROM USING EQUIPMENT OTHER THAN INDICATED ON THE DRAWINGS. APPROVAL OF THE SHOP DRAWINGS BY THE ENGINEER WILL NOT WAIVE THE CONTRACTOR OF THIS RESPONSIBILITY.

## AIR HANDLING UNIT SCHEDULE

| PLAN MARK | MANUFACTURER | MODEL | VENTILATION | | SUPPLY FAN | | | | | EXHAUST FAN | | | | | ENERGY WHEEL | COOLING COIL | | | | | | | | | | | | | HEATING COIL | | | | | | | FILTERS | | | | | |
|---|---|---|---|---|---|---|---|---|---|---|---|---|---|---|---|---|---|---|---|---|---|---|---|---|---|---|---|---|---|---|---|---|---|---|---|---|---|---|---|---|
| | | | DESIGN AIRFLOW (CFM) | MIN AIRFLOW (CFM) | AIRFLOW (CFM) | ESP (IN WG) | MOTOR (HP) | SPEED (RPM) | QUANTITY | AIRFLOW (CFM) | ESP (IN WG) | MOTOR (HP) | SPEED (RPM) | QUANTITY | | EAT DB (°F) | EAT WB (°F) | LAT DB (°F) | LAT WB (°F) | SENSIBLE (MBH) | TOTAL (MBH) | FACE VELOCITY (FPM) | CHILLED WATER COIL | | | | | | | AIRFLOW (CFM) | TOTAL CAPACITY (MBH) | APD (IN-WG) | EAT DB (°F) | LAT DB (°F) | HEATING WATER COIL | | | | PRE FILTER | | FINAL FILTER | | WEIGHT (LBS) | NOTES |
| | | | | | | | | | | | | | | | | | | | | | | | EWT (°F) | LWT (°F) | FLOW (GMP) | ROW COUNT | WPD (FT H2O) | APD (IN-WG) | | | | EWT (°F) | LWT (°F) | FLOW (GPM) | ROW COUNT | TYPE | EFFICIENCY | TYPE | EFFICIANCY | | |
| AHU-006 | TRANE | CSAA006 | 2815 | 2815 | 2815 | 1.50 | 3.0 | 1800 | 1 | 2815 | 1.00 | 2 | 1800 | 1 | Yes | 79.7 | 66.6 | 55 | 54.7 | 77 | 104 | 461 | 44 °F | 58 | 16 | 6 | 15 | 0.76 | 2815 | 115 | 0.12 | 52.3 | 90 | 180 | 150.0 | 8 | 2 | 2" PLEATED | MERV 8 | 2" PLEATED | MERV 8 | 2347 | |
| AHU-007 | TRANE | CSAA008 | 2000 | 0 | 2980 | 1.50 | 3.0 | 1800 | 1 | 2980 | 1.00 | 2 | 1800 | 1 | Yes | 79.3 | 66.4 | 55 | 54 | 80 | 108 | 373 | 44 °F | 58 | 15.4 | 6 | 4.53 | 0.39 | 2980 | 101 | 0.06 | 53.8 | 85 | 180 | 150.0 | 7 | 1 | 2" PLEATED | MERV 8 | 2" PLEATED | MERV 8 | 2721 | ALL |
| AHU-1635 | TRANE | BCHE | 120 | 120 | 680 | 1.00 | 0.5 | 0 | 1 | - | - | - | - | - | - | 79 | 66 | 55 | 54 | 10 | 17 | - | 44 °F | 58 | 0 | 0 | 0 | 0 | 680 | 11 | 0 | 55 | 80 | 180 | 150.0 | 0 | 1 | - | - | 1" PLEATED | MERV 8 | 0 | ALL |

NOTES:

1. SEE ELECTRICAL DRAWINGS FOR ELECTRICAL REQUIREMENTS.
2. PROVIDE 2" DOUBLE WALL MODULAR CONSTRUCTION.
3. PROVIDE STAINLESS STEEL COIL CASINGS, SUPPORTS, AND DRAIN PANS.
4. PROVIDE WITH NON-FUSED DISCONNECT AND FIELD POWERED 115V GFI OUTLET.
5. PROVIDE WITH FACTORY MOUNTED AND WIRED VARIABLE SPEED FANS FOR SUPPLY AND EXHAUST.
6. PROVIDE FACTORY VFD WITH SHAFT GROUNDING RINGS.
7. PROVIDE 4" BASE RAILS.
8. ALL COILS SIZED FOR 20% PROPYLENE GLYCOL SOLUTION.
9. CONTRACTOR TO COORDINATE AND VERIFY BASE RAIL HEIGHTS, ACCESS DOOR LOCATIONS, AND COIL CONNECTION SIDES DURING SHOP DRAWINGS SUBMITTAL.
10. CONTRACTOR TO COORDINATE SPLIT SECTIONS FOR SHIPPING. ALL UNITS TO BE MODULAR CONSTRUCTION.
11. PROVIDE FACTORY INSTALLED AIRFLOW MEASURING STATION ON OUTDOOR AND RETURN AIR OPENINGS.

## ENERGY WHEEL SCHEDULE

| PLAN MARK | AIRFLOWS | | | | SUMMER/COOLING | | | | | | | | | | WINTER/HEATING | | | | | | | | | |
|---|---|---|---|---|---|---|---|---|---|---|---|---|---|---|---|---|---|---|---|---|---|---|---|---|
| | | | | | OUTDOOR | | SUPPLY | | RETURN | | EXHAUST | CAPACITY | | | OUTDOOR | | SUPPLY | | RETURN | | EXHAUST | CAPACITY | | |
| | SUPPLY CFM | RETURN CFM | VENTILATION CFM | EXHAUST CFM | DB (°F) | WB (°F) | DB (°F) | WB (°F) | DB (°F) | WB (°F) | DB (°F) | SENSIBLE (MBH) | TOTAL (MBH) | | DB (°F) | WB (°F) | DB (°F) | WB (°F) | DB (°F) | WB (°F) | DB (°F) | SENSIBLE (MBH) | | |
| RTG-005 | 3306 | 3200 | 3571 | 3465 | 95.0 | 76.0 | 82.0 | 68.2 | 75.0 | 63.0 | 88.3 | 45.7 | 100.1 | | 0.0 | 0.0 | 43.0 | 36.4 | 70.0 | 53.0 | 22.8 | 164.1 | | |
| AHU-006 | 2815 | 2815 | 2252 | 2252 | 95.0 | 76.0 | 80.0 | 66.6 | 75.0 | 63.0 | 89.0 | 35.8 | 74.5 | | 2.0 | 2.0 | 70.0 | 53.0 | 52.0 | 42.6 | 28.1 | 116.2 | | |
| AHU-007 | 2980 | 2980 | 2384 | 2384 | 95.0 | 76.0 | 79.3 | 66.4 | 75.0 | 63.0 | 89.5 | 39.6 | 81.5 | | 2.0 | 2.0 | 53.8 | 43.5 | 70.0 | 53.0 | 20.5 | 128.7 | | |

## ROOFTOP UNIT SCHEDULE

| PLAN MARK | MANUFACTURER | MODEL | SUPPLY AIRFLOW (CFM) | OUTSIDE AIRFLOW (CFM) | MINIMUM OUTSIDE AIR FLOW (CFM) | SUPPLY FAN | | EXHAUST FAN | | | ENERGY WHEEL | COOLING COIL | | | | | HEATING COIL | | | | | | Operating Weight | NOTES |
|---|---|---|---|---|---|---|---|---|---|---|---|---|---|---|---|---|---|---|---|---|---|---|---|---|
| | | | | | | ESP (IN-WG) | FAN POWER (HP) | AIRFLOW (CFM) | ESP (IN WG) | FAN POWER (HP) | | SENSIBLE CAPACITY (MBH) | TOTAL CAPACITY (MBH) | EDB (°F) | EWB (°F) | AMBIENT (°F) | COIL | | UNIT | | AIRFLOW (CFM) | EDB (°F) | LDB (°F) | | |
| | | | | | | | | | | | | | | | | | LDB (°F) | LWB (°F) | LDB (°F) | LWB (°F) | | | | | |
| RTG-005 | TRANE | HORIZON | 5510 | 3306 | 200 | 1.50 | 7.5 | 3465 | 1.00 | 2.0 | Yes | 157.6 | 223.0 | 79.2 | 66.2 | 95 | 53.3 | 52.8 | 55.7 | 53.8 | 5510 | 53.8 | 101.2 | | 3546 ALL |

NOTES:

1. SEE ELECTRICAL DRAWINGS FOR ELECTRICAL REQUIREMENTS
2. PROVIDE NON-FUSED DISCONNECT
3. PROVIDE FACTORY INSTALLED AND PRE-WIRED WITH A TRANSFORMER UPSTREAM OF THE MAIN POWER DISCONNECT SWITCH, 115V, 20AMP, GFCI TYPE, EXTERNALLY MOUNTED WITH WEATHER PROTECTION COVER. MOUNT GFCI OUTLET IN A LOCATION WHERE IS DOES NOT CONFLICT WITH ACCESS DOOR OPERATION.
4. PROVIDE WITH FACTORY MOUNTED CONTROLLER WITH FIELD INSTALLED BACNET CARD TO INTEGRATE INTO EXISTING DISTRICT BUILDING AUTOMATION SYSTEM.
5. PROVIDE WITH 0-100% ECONOMIZER
6. PROVIDE WITH FACTORY MOUNTED AND WIRED VARIABLE SPEED DRIVES FOR EXHAUST AND SUPPLY FANS.
7. PROVIDE MERV 13 FINAL FILTERS AND MERV 8 PRE FILTERS
8. PROVIDE FACTORY HAIL GUARDS
9. PROVIDE PHASE AND BROWN OUT PROTECTION.

## VAV TERMINAL UNIT SCHEDULE

| PLAN MARK | MANUFACTURER | MODEL | INLET SIZE | OUTLET SIZE | | MAX AIRFLOW (CFM) | MIN AIRFLOW (CFM) | MIN STATIC PRESSURE | RE-HEAT COIL | | | | | | | | | | COIL APD (IN-WC) | MAX NC RADIATED (NOTE 1) | MAX NC DISCHARGE | NOTES |
|---|---|---|---|---|---|---|---|---|---|---|---|---|---|---|---|---|---|---|---|---|---|---|
| | | | | OUTLET HEIGHT | OUTLET WIDTH | | | | AIRFLOW (CFM) | MIN AIRFLOW (CFM) | CAPACITY (MBH) | FLOW RATE (GPM) | EWT (°F) | LWT (°F) | EAT (°F) | LAT (°F) | ROWS | WPD (FT) | | | | |
| VAV-1604 | Titus | DESV | 6" | 8" | 12" | 220 | 70 | 0.1 | 220 | 70 | 7.2 | 0.8 | 180 | 160.6 | 55 | 85 | 1 | 0.26 | 0.04 | 15 | 23 | |
| VAV-1606 | Titus | DESV | 9" | 13" | 14" | 745 | 225 | 0.2 | 745 | 225 | 28.3 | 1.4 | 180 | 139.2 | 55 | 90 | 2 | 0.19 | 0.18 | 18 | 23 | |
| VAV-1611 | Titus | DESV | 8" | 10" | 12" | 550 | 165 | 0.2 | 550 | 165 | 20.9 | 1.1 | 180 | 139.7 | 55 | 90 | 2 | 0.21 | 0.20 | 20 | 27 | |
| VAV-1612 | Titus | DESV | 6" | 8" | 12" | 350 | 105 | 0.3 | 350 | 105 | 13.3 | 0.8 | 180 | 143.8 | 55 | 90 | 2 | 0.10 | 0.16 | 21 | 23 | |
| VAV-1614 | Titus | DESV | 8" | 10" | 12" | 460 | 140 | 0.2 | 460 | 140 | 17.5 | 0.8 | 180 | 136.7 | 55 | 90 | 2 | 0.16 | 0.15 | 18 | 25 | |
| VAV-1617 | Titus | DESV | 8" | 10" | 12" | 490 | 150 | 0.5 | 490 | 150 | 18.6 | 1.3 | 180 | 151.3 | 55 | 90 | 2 | 0.21 | 0.27 | 24 | 25 | |
| VAV-1622 | Titus | DESV | 6" | 8" | 12" | 290 | 90 | 0.2 | 290 | 90 | 11.2 | 0.6 | 180 | 142.3 | 55 | 90 | 2 | 0.08 | 0.12 | 18 | 25 | |
| VAV-1623 | Titus | DESV | 10" | 13" | 14" | 800 | 240 | 0.2 | 800 | 240 | 30.4 | 1.6 | 180 | 140.0 | 55 | 90 | 2 | 0.21 | 0.20 | 22 | 24 | |
| VAV-1625 | Titus | DESV | 10" | 13" | 14" | 910 | 275 | 0.3 | 910 | 275 | 34.6 | 2.0 | 180 | 145.2 | 55 | 90 | 2 | 0.28 | 0.25 | 22 | 25 | |
| VAV-1627 | Titus | DESV | 8" | 10" | 12" | 390 | 120 | 0.1 | 390 | 120 | 14.8 | 0.7 | 180 | 134.3 | 55 | 90 | 2 | 0.12 | 0.12 | 17 | 25 | |
| VAV-1630 | Titus | DESV | 8" | 10" | 12" | 310 | 95 | 0.1 | 310 | 95 | 13.1 | 0.6 | 180 | 136.0 | 55 | 94 | 2 | 0.10 | 0.08 | 14 | 24 | |
| VAV-C1V | Titus | DESV | 8" | 10" | 12" | 435 | 130 | 0.2 | 435 | 130 | 16.5 | 0.8 | 180 | 135.8 | 55 | 90 | 2 | 0.14 | 0.14 | 18 | 25 | |

NOTES:

1. PROVIDE FACTORY INSTALLED TRANSFORMER FOR 24V CONTROL.
2. PROVIDE WITH FACTORY-INSTALLED UNIT CONTROLLER WITH BACNET CARD TO CONNECT TO BUILDING MANAGEMENT SYSTEM.
3. PROVIDE ACCESS DOOR UPSTREAM OF HEATING COIL.
4. PROVIDE 1/2" FIBRE FREE LINER.
5. ALL HOT WATER HEAT COIL DATA BASED ON 25% PROPYLENE GLYCOL.

## EXHAUST FAN SCHEDULE

| PLAN MARK | MANUFACTURER | MODEL | LOCATION | CFM | RPM | DRIVE | TYPE | ESP | HP | WEIGHT (LBS) | NOTES |
|---|---|---|---|---|---|---|---|---|---|---|---|
| EXF-1634 | Loren Cook Company | SQN-D | MECHANICAL 1634 | 400 | 1370 | DIRECT | INLINE | 0.50 | 0.19 | 60 | |

NOTES:

1. PROVIDE FACTORY FURNISHED DISCONNECT.
2. PROVIDE GRAVITY BACKDRAFT DAMPER WHERE INDICATED ON PLANS OR WHERE REQUIRED TO PREVENT REVERSE AIRFLOW.
3. PROVIDE VIBRATION ISOLATION IN ACCORDANCE WITH THE SPECIFICATIONS AND MANUFACTURER'S RECOMMENDATIONS.
4. PROVIDE A VARIABLE FREQUENCY DRIVE (VFD) OR SPEED CONTROLLER AS REQUIRED TO BALANCE FAN AND CONNECT TO EXISTING BUILDING BAS SYSTEM.

## AIR DEVICE SCHEDULE

| PLAN MARK | MANUFACTURER | MODEL | STYLE | CONNECTION SIZE | FACE | | MAX AIRFLOW (CFM) | THROW (FT) | MAX NC | STATIC PRESSURE (IN-WG) | MATERIAL | FINISH | MOUNTING TYPE | NOTES |
|---|---|---|---|---|---|---|---|---|---|---|---|---|---|---|
| | | | | | LENGTH | WIDTH | | | | | | | | |
| S-1 | TITUS | TMS | THREE CONE DIFFUSER | 6"ø | 24" | 24" | 196 | 3-4-9 | 30 | 0.10 | ALUMINUM | BWE | SURFACE MOUNT | |
| S-2 | TITUS | TMS | THREE CONE DIFFUSER | 8"ø | 24" | 24" | 349 | 4-7-13 | 30 | 0.10 | ALUMINUM | BWE | LAY-IN | |
| S-3 | TITUS | TMS | THREE CONE DIFFUSER | 10"ø | 24" | 24" | 545 | 6-9-17 | 30 | 0.10 | ALUMINUM | BWE | LAY-IN | |
| S-4 | TITUS | 272FL | 22.5 DEGREE DOUBLE DEFLECTION GRILLE | 12"x6" | 14" | 8" | 410 | 17-20-29 | 30 | 0.10 | ALUMINUM | BWE | SURFACE/DUCT MOUNTED | |
| S-5 | TITUS | 272FL | 22.5 DEGREE DOUBLE DEFLECTION GRILLE | 18"x6" | 20" | 8" | 504 | 18-23-32 | 30 | 0.10 | ALUMINUM | BWE | SURFACE MOUNT | |
| R-1 | TITUS | 350FL | SINGLE DIFLECTION GRILLE | 6"ø | 12" | 12" | 133 | - | 30 | 0.10 | ALUMINUM | BWE | SURFACE MOUNT | |
| R-2 | TITUS | 350FL | SINGLE DIFLECTION GRILLE | 8"ø | 24" | 24" | 220 | - | 30 | 0.10 | ALUMINUM | BWE | SURFACE/DUCT MOUNTED | |
| R-3 | TITUS | 350FL | SINGLE DIFLECTION GRILLE | 10"ø | 24" | 24" | 380 | - | 30 | 0.10 | ALUMINUM | BWE | SURFACE/DUCT MOUNTED | |
| R-4 | TITUS | 350FL | SINGLE DIFLECTION GRILLE | 12"x6" | 14" | 8" | 287 | - | 30 | 0.10 | ALUMINUM | BWE | SURFACE/DUCT MOUNTED | |
| R-5 | TITUS | 350FL | SINGLE DIFLECTION GRILLE | 18"x6" | 20" | 8" | 441 | - | 30 | 0.10 | ALUMINUM | BWE | SURFACE/DUCT MOUNTED | |
| R-6 | TITUS | 350FL | SINGLE DEFLECTION | 22"x22" | 24" | 24" | 2198 | - | 30 | 0.10 | ALUMINUM | BWE | LAY-IN | |
| E-1 | TITUS | 350FL | SINGLE DIFLECTION GRILLE | 6"ø | 12" | 12" | 133 | - | 30 | 0.10 | ALUMINUM | BWE | SURFACE MOUNT | |
| E-2 | TITUS | 350FL | SINGLE DIFLECTION GRILLE | 8"ø | 24" | 24" | 220 | - | 30 | 0.10 | ALUMINUM | BWE | SURFACE MOUNT | |
| E-3 | TITUS | 350FL | SINGLE DIFLECTION GRILLE | 12"x4" | 14" | 6" | 259 | - | 30 | 0.10 | ALUMINUM | BWE | SURFACE/DUCT MOUNTED | |
| E-4 | TITUS | 350FL | SINGLE DEFLECTION | 14"x10" | 16" | 12" | 539 | - | 30 | 0.10 | ALUMINUM | BWE | SURFACE/DUCT MOUNTED | |
| E-5 | TITUS | 350FL | SINGLE DEFLECTION | 14"x14" | 14" | 14" | 732 | - | 30 | 0.10 | ALUMINUM | BWE | SURFACE/DUCT MOUNTED | |

NOTES:

1. PROVIDE WITH EARTHQUAKE TABS FOR ALL DEVICES IN LAY-IN INSTALLATIONS.


bond architects
222 SOUTH CENTRAL AVE.
SUITE# 501
ST. LOUIS, MO 63105
TEL: 314.863.4994
FAX: 314.863.4996
www.bondarchitectsinc.com
Bond Architects, Inc.
Missouri State Certificate of Authority # 2009027409

**Cole & Associates, Inc.**
Civil Engineer
Consultant Project #26-0064
Certificate of Authority #001165
401 S. 18th St., Suite 200
St. Louis, MO 63103
314.984.9887 tel

**CASE Engineering, Inc.**
Structural Engineer
Consultant Project BDA-MO-06-26
Certificate of Authority #001498
796 Merus Ct.
Fenton, MO 63026
636.349.1600 tel

**RTM Engineering Consultants**
MEP Engineer
Consultant Project #26.B00203.2171
Certificate of Authority #2002028690
3701 S. Lindbergh Blvd.
St. Louis, MO 63127
314.725.5889 tel


West High School
14653 Clayton Rd., Ballwin, MO 63011
Parkway PN #542501B
Building Renovation & Site Improvements

Parkway School District
363 N. Woods Mill Rd., Chesterfield, MO 63017
314.415.8231 tel

Project No: 26022

Revisions

| No. | Description | Date |
|---|---|---|
| | | |


This drawing and the details on it are the sole property of the architect and may be used for this specific project only. It shall not be loaned, copied or reproduced, in whole or in part, or for any other purpose or project without the written consent of the Architect. Copyright © 2026 by Bond Architects, Inc.


STATE OF MISSOURI
MICHAEL D. MITCHELL
NUMBER PE-2010019577
PROFESSIONAL ENGINEER
10/23/2026
MICHAEL D. MITCHELL
MO License 2010019577 Exp 12/31/2026
Certificate of Authority 2014035826

The Professional Architects seal affixed to this sheet applies only to the material and items shown on this sheet. All drawings, instruments or other documents not exhibiting this seal shall not be considered prepared by this architect, and this architect expressly disclaims any and all responsibility for such plan, drawings or documents not exhibiting this seal.

DATE: 10/23/2026

BID / PERMIT SET

# MECHANICAL - SCHEDULES

M6.0

10/23/2026 10:33:12 AM

# PLUMBING SEISMIC DESIGN CODE SCHEDULE

OCCUPANCY CATEGORY: III — SEISMIC DESIGN CATEGORY: D

| LISTING OF EQUIPMENT AND SYSTEM COMPONENTS | Ip | ANCHORAGE TO FLOORS, ROOFS, ETC. | | SWAY BRACING | | LOCATION OF PROFESSIONALLY SEALED ANCHORAGE AND SWAY BRACING DETAILS. | | | | COMMENTS |
|---|---|---|---|---|---|---|---|---|---|---|
| | | NOT PROVIDED | PROVIDED | NOT PROVIDED | PROVIDED | ON CONST. DOCUMENTS | | SUBSEQUENT SUBMITTAL | | |
| | | | | | | DWG. NO. | SPEC SECT. | SHOP DWGS | SEP. PERMIT | |
| PLUMBING EQUIPMENT | 1.0 | - | X | X | - | - | - | X | - | 3 |
| PLUMBING DOMESTIC HOT WATER HEATERS | 1.0 | - | X | X | - | - | - | X | - | 3 |
| PLUMBING DWV PIPING => 2-1/2" CAST IRON | 1.0 | X | - | X | - | - | - | - | - | 4, 5 |
| PLUMBING DWV PIPING =< 2" CAST IRON | 1.0 | X | - | X | - | - | - | - | - | 4, 5 |
| PLUMBING DWV PIPING => 4" PVC | 1.0 | X | - | - | X | - | - | X | - | 12 |
| PLUMBING DWV PIPING =< 3" PVC | 1.0 | X | - | X | - | - | - | - | - | 4, 5 |
| PLUMBING DWV PIPING => 2-12" DUCTILE IRON | 1.0 | X | - | X | - | - | - | - | - | 4, 5 |
| PLUMBING DWV PIPING =< 2" DUCTILE IRON | 1.0 | X | - | X | - | - | - | - | - | 4, 5 |
| PLUMBING DOMESTIC WATER > 3" COPPER | 1.0 | X | - | - | X | - | - | X | - | 12 |
| PLUMBING DOMESTIC WATER =< 3" COPPER | 1.0 | X | - | X | - | - | - | - | - | 4, 5 |
| GAS PIPING =< 2" (2-PSI AND UNDER) | 1.5 | X | - | X | - | - | - | - | - | 11 |

TYPICAL NOTES:

1. TABLE 4.4. GENERAL EXEMPTION - SEISMIC BRACING NOT REQUIRED FOR ALL MEP COMPONENTS IN SEISMIC DESIGN CATEGORY A OR B.

2. TABLE 4.4. GENERAL EXEMPTION - SEISMIC BRACING NOT REQUIRED FOR ALL MEP COMPONENTS IN SEISMIC DESIGN CATEGORY C AND THE COMPONET IMPORTANCE FACTOR = 1.0.

3. TABLE 4.4. GENERAL EXEMPTION - SEISMIC BRACING NOT REQUIRED FOR ALL MEP COMPONENTS IN SEISMIC DESIGN CATEGORY D, E OR F, AND THE COMPONENT IMPORTANCE FACTOR = 1.0, AND COMPONENTS HAVE APPROVED FLEXIBLE CONNECTIONS NO LESS THAN 3 FEET IN LENGTH TO THE ASSOCIATED DUCTWORK, PIPING AND CONDUIT, AND THE COMPONENTS ARE EITHER:
   A. MOUNTED 4 FEET OR LESS ABOVE THE FLOOR LEVEL AND WEIGH 400 POUNDS OR LESS.
   B. WEIGH 20 POUNDS OR LESS, OR FOR DISTRIBUTION SYSTEMS WEIGHING 5 LB/FT OR LESS.

4. TABLE 4.4. PIPING SYSTEM EXEMPTIONS - SEISMIC BRACING NOT REQUIRED FOR PIPING THAT IS SUPPORTED BY ROD HANGERS: HANGERS IN THE PIPE RUN ARE 12 INCHES OR LESS IN LENGTH FROM THE TOP OF THE PIPE TO THE SUPPORTING STRUCTURE; HANGERS ARE DETAILED TO AVOID BENDING OF THE HANGERS AND THEIR ATTACHMENTS; AND PROVISIONS ARE MADE FOR PIPING TO ACCOMMODATE EXPECTED DEFLECTIONS.

5. TABLE 4.4. PIPING SYSTEM EXEMPTIONS - SEISMIC BRACING NOT REQUIRED FOR HIGH DEFORMABILITY PIPING; PROVISIONS ARE MADE TO AVOID IMPACT WITH LARGER PIPING OR MECHANICAL COMPONENTS OR TO PROTECT THE
   PIPING IN THE EVENT OF SUCH IMPACT; AND THE NOMINAL PIPE SIZES ARE LIMITED TO
   A. 1 INCH OR LESS FOR SEISMIC DESIGN CATEGORY D, E OR F, AND IMPORTANCE FACTOR > 1.0.
   B. 2 INCHES OR LESS FOR SEISMIC DESIGN CATEGORY C, AND IMPORTANCE FACTOR > 1.0.
   C. 3 INCHES OR LESS FOR SEISMIC DESIGN CATEGORY D, E OR F, AND IMPORTANCE FACTOR = 1.0.

6. TABLE 4.4. GAS PIPING SYSTEM EXEMPTIONS - SEISMIC BRACING NOT REQUIRED FOR ALL TYPES OF EXTERIOR GAS PIPING INSTALLED ON ROOFS IN SEISMIC DESIGN CATEGORY C, D, E OR F, WHEN SUCH PIPING WILL SUPPLY GAS UNDER NO MORE THAN 2 PSI AND IS PROTECTED BY ONE OF THE TWO FOLLOWING METHODS:
   A. AN APPROVED SEISMIC SHUT-OFF VALVE IS INSTALLED WITHIN 5 FEET OF THE BEGINNING OF THE RUN OF GAS PIPE ON THE ROOF, OR OTHER APPROVED LOCATION.
   B. APPROVED FLEXIBLE PIPING NO LESS THAN 3 FEET IN LENGTH IS INSTALLED WITHIN 3 FEET OF THE BEGINNING OF THE RUN OF GAS PIPE ON THE ROOF AND AT THE CONNECTION TO THE EQUIPMENT SERVED BY THE PIPE AND AT INTERVALS ALONG THE RUN OF NO MORE THAN 42 FEET.

7. CONTRACTOR SHALL PROVIDE SHOP DRAWINGS TO THE ENGINEER OF RECORD FOR REVIEW AND APPROVAL PRIOR TO SUBMITTAL TO THE PLAN REVIEWER.

8. UNBRACED PIPING ATTACHED TO IN-LINE EQUIPMENT SHALL BE PROVIDED WITH ADEQUATE FLEXIBILITY TO ACCOMMODATE DIFFERENTIAL DISPLACEMENTS.

9. HIGH DEFORMABILITY EXCEPTION, ABOVE, WOULD INCLUDE INTERIOR AND EXTERIOR GAS PIPING SUCH AS GAS PIPING SERVING RTU'S

10. SEISMIC SHUT-OFF VALVES ARE NOT CONSIDERED TO BE AN ACCEPTABLE ALTERNATIVE TO SEISMIC SUPPORT/RESTRAINT OF GAS PIPING ON THE INTERIOR OF BUILDINGS OR GAS PIPING UNDER MORE THAN 2-PSI OF PRESSURE.

11. NO ANCHORAGE OR SWAY BRANCING REQUIRED ON NATURAL GAS PIPING IF SEISMIC VALVE INSTALLED ON BUILDING SERVICE MAIN PER REQUIREMENTS. FIELD VERIFY EXISTING SEISMIC SHUTOFF VALVE.

12. SEISMIC BRACING REQUIRED EXCEPT WHERE EXEMPT PER NOTES 4 AND 5


bond architects
222 SOUTH CENTRAL AVE.
SUITE# 501
ST. LOUIS, MO 63105
TEL: 314.863.4994
FAX: 314.863.4996
www.bondarchitectsinc.com
Bond Architects, Inc.
Missouri State Certificate of Authority # 2009027409

**Cole & Associates, Inc.**
Civil Engineer
Consultant Project #26-0064
Certificate of Authority #001165
401 S. 18th St., Suite 200
St. Louis, MO 63103
314.984.9887 tel

**CASE Engineering, Inc.**
Structural Engineer
Consultant Project BDA-MO-06-26
Certificate of Authority #001498
796 Merus Ct.
Fenton, MO 63026
636.349.1600 tel

**RTM Engineering Consultants**
MEP Engineer
Consultant Project #26.B00203.2171
Certificate of Authority #2002028690
3701 S. Lindbergh Blvd.
St. Louis, MO 63127
314.725.5889 tel


West High School
14653 Clayton Rd., Ballwin, MO 63011
Parkway PN #542501B
Building Renovation & Site Improvements

Parkway School District
363 N. Woods Mill Rd., Chesterfield, MO 63017
314.415.8231 tel

Project No: 26022

Revisions

| No. | Description | Date |
|---|---|---|
| | | |
| | | |
| | | |
| | | |
| | | |
| | | |


This drawing and the details on it are the sole property of the architect and may be used for this specific project only. It shall not be loaned, copied or reproduced, in whole or in part, or for any other purpose or project without the written consent of the Architect.
Copyright © 2026 by Bond Architects, Inc.


STATE OF MISSOURI
JOHN R. WAGNER
NUMBER PE-2017019053
PROFESSIONAL ENGINEER

The Professional Architects seal affixed to this sheet applies only to the material and items shown on this sheet. All drawings, instruments or other documents not exhibiting this seal shall not be considered prepared by this architect, and this architect expressly disclaims any and all responsibility for such plan, drawings or documents not exhibiting this seal.

DATE: 10/23/2026

BID / PERMIT SET

SEISMIC CODE BLOCK - PLUMBING

P0.0

10/23/2026 10:40:23 AM

## PLUMBING SYMBOLS & ABBREVIATIONS

NOT ALL SYMBOLS ARE USED FOR THIS PROJECT

- TRAPPED CONNECTION
- STRAINER
- BALANCING VALVE
- CLEANOUT (CO)
- OS & Y GATE VALVE
- TEMPERATURE GAUGE
- THERMOSTATIC MIXING VALVE
- AV — REDUCED PRESSURE BACKFLOW PREVENTER
- AW — HOSE BIBB/WALL HYDRANT
- D — ACID VENT
- DE — ACID WASTE
- RO — DRAIN PIPING
- DEIONIZED WATER PIPING
- NP — REVERSE OSMOSIS PIPING (RO)
- PD — DOMESTIC COLD WATER PIPING (CW)
- DOMESTIC HOT WATER PIPING (HW)
- SSD — DOMESTIC HOT WATER RETURN PIPING (HWR)
- ST — NON-POTABLE WATER PIPING
- OST — PUMP DISCHARGE PIPING
- TW — SANITARY PIPING
- SUBSOIL DRAINAGE PIPING
- STORM PIPING
- OVERFLOW STORM PIPING
- TEMPERED WATER
- VENT PIPING
- EXISTING FIXTURE TO BE REMOVED
- EXISTING FIXTURE
- NEW FIXTURE
- FLEXIBLE CONNECTION
- FLOOR DRAIN/FLOOR SINK (FD/FS)
- CIRCULATION PUMP

## COMMON SYMBOLS & ABBREVIATIONS

NOT ALL SYMBOLS ARE USED FOR THIS PROJECT

- DIRECTION OF FLOW
- BRANCH CONNECTION, BOTTOM
- BRANCH CONNECTION, TOP
- ELBOW, TURNED DOWN
- ELBOW, TURNED UP
- SHUTOFF VALVE
- CHECK VALVE
- PRESSURE REDUCING VALVE
- PRESSURE GAUGE
- UNION
- # / P501 — PIPING CAP
- EXISTING PIPING TO BE REMOVED
- X / # — MATCH LINE
- # — CONNECTION TO EXISTING
- # — DETAIL DESIGNATION
- RISER DESIGNATION
- KEYED NOTE
- REVISION NOTE

| | |
|---|---|
| AFF | ABOVE FINISHED FLOOR |
| AHJ | AUTHORITIES HAVING JURISDICTION |
| AP | ACCESS PANEL |
| BOP | BOTTOM OF PIPE |
| DIA | DIAMETER |
| DN | DOWN |
| EX OR EXIST | EXISTING |
| FFE | FINISHED FLOOR ELEVATION |
| GPH | GALLONS PER HOUR |
| GPM | GALLONS PER MINUTE |
| HP | HORSEPOWER |
| IE OR INV. ELEV | INVERT ELEVATION |
| NC | NORMALLY CLOSED |
| NTS | NOT TO SCALE |
| PSI | POUNDS PER SQUARE INCH |
| RPM | REVOLUTIONS PER MINUTE |
| RI | ROUGH-IN |
| SOV | SHUTOFF VALVE |
| TDH | TOTAL DYNAMIC HEAD |
| VIF | VERIFY IN FIELD |

## PLUMBING ABBREVIATIONS

NOT ALL SYMBOLS ARE USED FOR THIS PROJECT

| | |
|---|---|
| ADA | AMERICANS WITH DISABILITIES ACT |
| AP | ACCESS PANEL |
| BP | BOOSTER PUMP |
| BT | BATHTUB |
| BTC | BRANCH TO CONNECTION |
| BV | BALANCE VALVE |
| CI | CAST IRON |
| CO | CLEANOUT |
| CSS | CLINICAL SERVICE SINK |
| DCVA | DOUBLE CHECK VALVE ASSEMBLY |
| DS | DOWNSPOUT |
| DW | DISHWASHER |
| DWH | DOMESTIC WATER HEATER |
| EEW | EMERGENCY EYE WASH |
| ESEW | EMERGENCY SHOWER & EYE WASH |
| ESH | EMERGENCY SHOWER |
| ET | EXPANSION TANK |
| ETR | EXISITNG TO REMAIN |
| EWC | ELECTRIC WATER COOLER |
| FCO | FLOOR CLEAN OUT |
| GCO | GRADE CLEANOUT |
| GD | GARBAGE DISPOSAL |
| HB | HOSE BIBB |
| HWRP | HOT WATER RETURN PUMP |
| HWST | HOT WATER STORAGE TANK |
| IM | ICE MAKER |
| IW | INDIRECT WASTE |
| LA | LAVATORY |
| MB | MOP BASIN |
| NIC | NOT IN CONTRACT |
| OB | OUTLET BOX |
| RD | ROOF DRAIN |
| RPZ | REDUCED PRESSURE BACKFLOW PREVENTER |
| S | SANITARY |
| S/S | STAINLESS STEEL |
| SH | SHOWER |
| SK | SINK |
| SP | SUMP PUMP |

## PLUMBING ABBREVIATIONS

NOT ALL SYMBOLS ARE USED FOR THIS PROJECT

| | |
|---|---|
| SS | SANITARY STACK |
| SSK | SHOP SINK |
| SW | SOFT WATER |
| TMV | THERMOSTATIC MIXING VALVE |
| UR | URINAL |
| V | VENT |
| VB | VACUUM BREAKER |
| VS | VENT STACK |
| VTR | VENT THRU ROOF |
| W | WASTE |
| WC | WATER CLOSET |
| WCO | WALL CLEANOUT |
| WD | WASHER DRAIN |
| WH | WALL HYDRANT |
| WHA | WATER HAMMER ARRESTOR |
| WM | WATER METER |
| WS | WASTE STACK |
| WSV | WASTE STACK VENT |
| YCO | YARD CLEANOUT |

## PLUMBING SHEET INDEX:


| SHEET NO. | SHEET NAME |
|---|---|
| P0.1 | LEGEND - PLUMBING |
| P0.0 | SEISMIC CODE BLOCK - PLUMBING |
| P0.2 | GENERAL NOTES & SCHEDULES - PLUMBING |
| PD2.0 | UNDERGROUND DEMO PLAN - OVERALL - PLUMBING |
| PD2.0A | UNDERGROUND DEMO PLAN - AREA A - PLUMBING |
| PD2.0B | UNDERGROUND DEMO PLAN - AREA B - PLUMBING |
| PD2.1 | FIRST FLOOR DEMO PLAN - OVERALL - PLUMBING |
| PD2.1A | FIRST FLOOR DEMO PLAN - AREA A - PLUMBING |
| PD2.1B | FIRST FLOOR DEMO PLAN - AREA B - PLUMBING |
| PD4.1 | ENLARGED DEMO PLANS - AREA A - PLUMBING |
| PD4.2 | ENLARGED DEMO PLANS - AREA A - PLUMBING |
| P4.2 | ENLARGED PLANS - AREA A - PLUMBING |
| PD4.3 | ENLARGED DEMO PLANS - AREA B - PLUMBING |
| P4.3 | ENLARGED PLANS - AREA B - PLUMBING |
| P2.0 | UNDERGROUND PLAN - OVERALL - PLUMBING |
| P2.1A | FIRST FLOOR PLAN - AREA A - PLUMBING |
| P2.1B | FIRST FLOOR PLAN - AREA B - PLUMBING |
| P4.1 | ENLARGED PLANS - AREA A - PLUMBING |
| P2.1 | FIRST FLOOR PLAN - OVERALL - PLUMBING |
| P2.0A | UNDERGROUND PLAN - AREA A - PLUMBING |
| P2.0B | UNDERGROUND PLAN - AREA B - PLUMBING |
| P5.0 | ELEVATIONS - PLUMBING |
| P5.1 | DETAILS - PLUMBING |



bond architects
222 SOUTH CENTRAL AVE.
SUITE# 501
ST. LOUIS, MO 63105
TEL: 314.863.4994
FAX: 314.863.4996
www.bondarchitectsinc.com
Bond Architects, Inc.
Missouri State Certificate of Authority # 2009027409

**Cole & Associates, Inc.**
Civil Engineer
Consultant Project #26-0064
Certificate of Authority #001165
401 S. 18th St., Suite 200
St. Louis, MO 63103
314.984.9887 tel

**CASE Engineering, Inc.**
Structural Engineer
Consultant Project BDA-MO-06-26
Certificate of Authority #001498
796 Merus Ct.
Fenton, MO 63026
636.349.1600 tel

**RTM Engineering Consultants**
MEP Engineer
Consultant Project #26.B00203.2171
Certificate of Authority #2002028690
3701 S. Lindbergh Blvd.
St. Louis, MO 63127
314.725.5889 tel


West High School
14653 Clayton Rd., Ballwin, MO 63011
Parkway PN #542501B
Building Renovation & Site Improvements

Parkway School District
363 N. Woods Mill Rd., Chesterfield, MO 63017
314.415.8231 tel

Project No: 26022

Revisions

| No. | Description | Date |
|---|---|---|
| | | |
| | | |
| | | |
| | | |
| | | |
| | | |


This drawing and the details on it are the sole property of the architect and may be used for this specific project only. It shall not be loaned, copied or reproduced, in whole or in part, or for any other purpose or project without the written consent of the Architect.
Copyright © 2026 by Bond Architects, Inc.


STATE OF MISSOURI — JOHN R. VOGT — NUMBER PE-2017019053 — PROFESSIONAL ENGINEER

The Professional Architects seal affixed to this sheet applies only to the material and items shown on this sheet. All drawings, instruments or other documents not exhibiting this seal shall not be considered prepared by this architect, and this architect expressly disclaims any and all responsibility for such plan, drawings or documents not exhibiting this seal.

DATE: 10/23/2026

BID / PERMIT SET

# LEGEND - PLUMBING

P0.1

10/23/2026 10:40:24 AM

# PLUMBING FIXTURE & EQUIPMENT SCHEDULE

| PLAN MARK | DESCRIPTION | MANUFACTURER | MODEL | ACCESSORIES | TYPICAL PIPE CONNECTION SIZE CW (IN) | HW (IN) | TW (IN) | W (IN) | V (IN) | NOTES |
|---|---|---|---|---|---|---|---|---|---|---|
| DF-1 | BI-LEVEL DRINKING FOUNTAIN | ELKAY | EZSTLGRWSSK | TRIM: STAINLESS STEEL, EZH20 BOTTLE FILLING STATION, BI-LEVEL ADA, COOLER, NON-FILTERED | 0.5 | - | - | - | - | 1,2,3,4,5,6 |
| FD-1 | FLOOR DRAIN | JR SMITH | JRS2005Y3L2P | TRIM: 3" NO HUB 2" GASKET DRAIN BODY WITH TRAP PRIMER TAPPING<br>GRATE: JR SMITH A05SSZ STRAINER 5" ROUND WITH STAINLESS STEEL TOP & FRAME | 0.5 | - | - | SEE PLAN | SEE PLAN | 2,6 |
| FS-1 | FLOOR SINK - MECHELEC 1216 | ZURN | FS12-6-PV4-H | TRIM: PVC BODY, PVC HALF GRATE | - | - | - | SEE PLAN | SEE PLAN | 2,6 |
| FS-2 | FLOOR SINK - TRAINER TUB | ZURN | FS12-6-PV4-SH | TRIM: PVC BODY, STAINLESS HALF GRATE | - | - | - | SEE PLAN | SEE PLAN | 2,6 |
| FS-3 | FLOOR SINK - ICE MACHINE | ZURN | FS8 | TRIM: PVC BODY, PVC HALF GRATE | - | - | - | SEE PLAN | SEE PLAN | 2,6 |
| HB-1 | HOSE BIBB | PRIER | C-35, NP.75-SGH | TRIM: DOUBLE CHECK VALVE, EXTERNAL VACUUM BREAKER, STAINLESS/BRONZE INTERNALS, WHEEL-TYPE HANDLE | 0.75 | - | - | - | - | 1,2,5,6 |
| HB-2 | HOSE BIBB | PRIER | P-650N__, ALL BRASS CONSTRUCTION (FIELD VERIFY LENGTH REQUIRED)<br>BOX: C-634BX2 (ROUGH BRASS) | TRIM: DOUBLE CHECK VALVE, EXTERNAL VACUUM BREAKER, STAINLESS/BRONZE INTERNALS | 0.75 | - | - | - | - | 1,2,5,6 |
| LAV-1 | LAVATORY - WALL HUNG - 1 COMP | AMERICAN STANDARD | LUCERNE 0355012.020 | FAUCET: CHICAGO FAUCET 802-E70XKABCP<br>CARRIER: JR SMITH 700-19-M32-KIT SINGLE LAVATORY CARRIER COMPLETE<br>TRIM: VITREOUS CHINA,TRAP/SUPPLY INSULATION KIT, THERMOSTATIC MIXING VALVE SET TO 110°F, STAINLESS STEEL SUPPLIES, GRID DRAIN TUBULAR WITH OVERFLOW 1-1/4" CHROME, 1/4 TURN CHROME ANGLE STOPS, PVC TUBELAR P-TRAP AND SCH 40 ADAPTER | 0.5 | 0.5 | 0.5 | 2 | SEE PLAN | 1,2,3,4,5,6 |
| LAV-2 | LAVATORY - WALL HUNG - 2 FAUCET BASIN | BRADLEY | TLX-2 | FAUCET: (2 COUNT PER LAV) VERGE FAUCET - CRESTT SERIES (TOUCH-FREE ACTIVATION, THERMOSTATIC MIXING VALVE, 0.5 GPM, POLISHED CHROME, AC POWER)<br>TRIM: NO SOAP DISPENSER, VITREOUS CHINA,TRAP/SUPPLY INSULATION KIT, THERMOSTATIC MIXING VALVE SET TO 110°F, STAINLESS STEEL SUPPLIES, GRID DRAIN TUBULAR WITH OVERFLOW 1-1/4" CHROME, 1/4 TURN CHROME ANGLE STOPS, CHROME TUBELAR P-TRAP AND ADAPTER | 0.5 | 0.5 | 0.5 | 2 | SEE PLAN | 1,2,3,4,5,6 |
| LAV-3 | LAVATORY - WALL HUNG - 4 FAUCET BASIN | BRADLEY | TLX-4 | FAUCET: (4 COUNT PER LAV) VERGE FAUCET - CRESTT SERIES (TOUCH-FREE ACTIVATION, THERMOSTATIC MIXING VALVE, 0.5 GPM, POLISHED CHROME, AC POWER)<br>TRIM: NO SOAP DISPENSER, VITREOUS CHINA,TRAP/SUPPLY INSULATION KIT, THERMOSTATIC MIXING VALVE SET TO 110°F, STAINLESS STEEL SUPPLIES, GRID DRAIN TUBULAR WITH OVERFLOW 1-1/4" CHROME, 1/4 TURN CHROME ANGLE STOPS, CHROME TUBELAR P-TRAP AND ADAPTER | 0.5 | 0.5 | 0.5 | 2 | SEE PLAN | 1,2,3,4,5,6 |
| MS-1 | MOP SINK - 24X24X10 | FIAT | STOCKTON TERRAZZO 12" DEPTH | FAUCET: CHICAGO FAUCET 897-CCP (VACUUM BREAKER, WALL BRACE, CHROME PLATED, BRASS INTERNALS, ADA, LEVER HANDLES) | 0.5 | 0.5 | - | 3 | 1.5 | 1,2,5,6 |
| SH-1 | SHOWER - STANDARD | BRADLEY | WS-1F (INDIVIDUAL FLUSH-MOUNTED WALL SHOWER) | TRIM: EQUA FLO HD PRESSURE BALANCING VALVE, STANDARD SHOWER HEAD 1.5 GPM, NO VOLUME CONTROL, NO BALL JOINT, STOPS IN SUPPLIES, NO SOAP DISH, STANDARD SCREWS, 304 STAINLESS STEEL PANEL, BRASS INTERNALS AND VALVE BODIES, SUPPLY INLETS ARE FLEXIBLE STAINLESS STEEL HOSES, INSTALLTION LOCATION AND CONFIGURATION PER ARCHITECTURAL ELEVATIONS | 0.5 | 0.5 | 0.5 | 2 | SEE PLAN | 1,2,4,5,6 |
| SH-2 | SHOWER - ADA | BRADLEY | HN200 (RECESS-MOUNTED ADA) | TRIM: CONFIGURATION PER ARCHITECTURAL ELEVATIONS, 304 STAINLESS STEEL, BRASS INTERNALS AND VALVE BODIES, INSTALL HEIGHT COORDINATED WITH ARCHITECTURAL ELEVATIONS, 6" STANDARD HEIGHT, SINGLE COMPRESSION VALVE WITH LEVER HANDLE, STANDARD SHOWERHEAD (1.5 GPM), HAND SHOWER WITH 60" FLEXIBLE HOSE, WALL HOOK, VACUUM BREAKER AND QUICK DISCONNECT, NO VOLUME CONTROL, NO LOCKABLE BALL JOINT, 24" SLIDE BAR, NO SEAT, NO SHOWER CURTAIN ROD OR HOOKS, NO GRAB BAR, STANDARD SCREWS | 0.5 | 0.5 | 0.5 | 2 | SEE PLAN | 1,2,3,4,5,6 |
| SK-1 | SINK - TRAINER | ELKAY | LRAD3122665PD | FAUCET: AMERCIAN STANDARD MONTERREY 6409.170 (TWO-HANDEL, TOP MOUNT, KITCHEN FAUCET, 8" RIGID-SWIVEL GOOSENECK, CERAMIC DISC VALVE CARTRIDGES, 1.5 GPM, WRAIST BLAD EHANDLES, BLUE AND RED COLOR INDEXES, BRASS INTERNALS, LEAD FREE, SIDE SPRAYER)<br>TRIM: SIDE SPRAYER, STAINLESS STEEL DROP IN,TRAP/SUPPLY INSULATION KIT, THERMOSTATIC MIXING VALVE SET TO 110°F, STAINLESS STEEL SUPPLIES, GRID DRAIN TUBULAR WITH OVERFLOW 1-1/4" CHROME, 1/4 TURN CHROME ANGLE STOPS, CHROME TUBELAR P-TRAP AND ADAPTER | 0.5 | 0.5 | 0.5 | 2 | SEE PLAN | 1,2,3 |
| SK-2 | 24X18 UTILITY SINK - TRAINER | ELKAY | SSB124 | FAUCET: CHICAGO FAUCET 631-GN8FCABCP (WALL-MOUNTED ADJUSTABLE CENTERS, 1.5 GPM, COLOR CODED HANDLES, 8" CENTERS, VANDALPROOF WRIST BLADES, ADA<br>TRIM: STAINLESS STEEL, 4-LEG SELF SUPPORTING, ADA PIPE GUARD, CHROME PALTED TAIL TRAP AND TAIL PIECE, ADJUSTABLE FEET | 0.5 | 0.5 | 0.5 | 2 | SEE PLAN | 1,2,3 |
| T-1 | ATHLETIC TUB FAUCET | CHICAGO FAUCET | 897-CCP | TRIM: INTEGRAL VACUUM BREAKER, 0.75" THREADED MALE SPOUT, WALL - MOUNT | 0.75" | 0.75" | - | - | - | 1,2,3,5,6 |
| UR-1 | URINAL - WALL HUNG - MANUAL FLUSH VALVE | AMERICAN STANDARD | WASHBROOK - W6590.001 | FLUSH VALVE: SLOAN REGAL SLO1861XL (3/4", 1.0GPM)<br>CARRIER: JRS636KIT URINAL CARRIER COMPLETE WITH UPRIGHTS (636-M32 | 1" | - | - | 2 | 2 | 1,2,4 |
| WC-1 | WATER CLOSET - FLOOR MOUNT - MANUAL FLUSH VALVE - STANDARD HEIGHT | AMERICAN STANDARD | MADERA - 2234.001.020 | FLUSH VALVE: SLOAN 111-XL-1.28 REGAL MANUAL WATER CLOSET FLUSH VALVE (3080050) | 1.25" | - | - | 4 | 2 | 1,2,4 |
| WC-2 | WATER CLOSET - FLOOR MOUNT - MANUAL FLUSH VALVE - ADA HEIGHT | AMERICAN STANDARD | MADERA - 3043001.020 | FLUSH VALVE: SLOAN 111-XL-1.28 REGAL MANUAL WATER CLOSET FLUSH VALVE (3080050) | 1.25" | - | - | 4 | 2 | 1,2,3,4 |

**NOTES:**

* FIELD VERIFY EXISTING PIPE CONNECTION SIZE AND COORDINATE NEW FIXTURE REQUIREMENTS WITH EXISITNG CONDITIONS. MODIFY EXISTING ROUGH-IN AS NEEDED TO MEET ARCHITECTURAL ELVATIONS.

1 REFER TO ARCHITECTURAL DRAWINGS FOR EQUIPMENT OR CONTROLS MOUNTING HEIGHT.

2 ACCESSORIES SHALL BE SAME MANUFACTURER AS FIXTURE / EQUIPMENT UNLESS NOTED OTHERWISE.

3 INSTALL ACCESSORIES AS RECOMMENDED BY MANUFACTURER FOR ADA COMPLIANCE

4 REFER TO ARCHITECTURAL PLANS FOR ORIENTATION/HAND OF FIXTURE PRIOR TO ORDERING.

5 COORDINATE TO PROVIDE BLOCKING BEHIND TO SECURELY INSTALL PER MANUFACTURER REQUIREMENTS.

6 FIELD COORDINATE/VERIFY FRAMING ROUGH-IN DIMENSIONS WITH ASSOCIATED CONTRACTOR BEFORE ORDERING.

## FIRE STOPPING NOTES

1 MATERIALS: USE ONLY FIRE STOP PRODUCTS THAT HAVE BEEN UL 1479, ASTM E-814, OR UL 2079 TESTED FOR SPECIFIC FIRE RATE CONSTRUCTION CONDITIONS CONFORMING TO CONSTRUCTION ASSEMBLY TYPE, PENETRATING ITEM TYPE, ANNULAR SPACE REQUIREMENTS, AND FIRE RATING INVOLVED FOR EACH SEPARATE INSTANCE.

2 FOR SINGLE PENETRATIONS: A READY-TO-USE LATEX BASED INTUMESCENT SEALANT IS REQUIRED TO MAINTAIN THE FIRE RATING OF THE ASSEMBLY PENETRATED. THE SEALANT MUST HAVE UL LISTING FOR BOTH SLEEVED AND NON-SLEEVED APPLICATIONS.

3 FOR LARGE OPENINGS: CONTAINING MULTIPLE PENETRATIONS (2 OR MORE), A READY-TO-USE FOAM INTUMESCENT BLOCK MATERIAL MUST BE ABLE TO BE REMOVED AND REINSTALLED WITHOUT COMPROMISING FIRE PROTECTION INTEGRITY. COMPLY WITH MANUFACTURER'S RECOMMENDED PROCEDURES AND PRECAUTIONS. DO NOT USE DAMAGED OR EXPIRED MATERIALS.

4 MANUFACTURERS: JOHNS MANVILLE INTERNATIONAL, 3M BRAND, CSD SEALING SYSTEMS, HILTI, CIBA-GEIGY, HEAVY-DUTY / NEALSON. REFER TO DIVISION 7 FOR FURTHER REQUIREMENTS.

## HAZARDOUS MATERIALS GENERAL NOTES

A. REFER TO OWNER'S REGULATED MATERIAL DRAWINGS AND WRITTEN NARRATIVE PRIOR TO ANY DEMOLITION OR CONSTRUCTION.

B. ANY NOTES REGARDING HAZARDOUS MATERIAL ARE FOR REFERENCE ONLY AS A RESULT OF THE OWNER PROVIDED HAZARDOUS MATERIAL DRAWINGS. CONTRACTOR TO REFER TO AND COORDINATE WITH OWNER'S HAZARDOUS MATERIAL DRAWINGS.

C. IF UNEXPECTED HAZARDOUS MATERIAL IS ENCOUNTERED NOTIFY ARCHITECT & OWNER IMMEDIATELY.

D. ALL ABATEMENT TO BE PERFORMED BY ABATEMENT CONTRACTOR.

E. NEW CONSTRUCTION MAY REQUIRE ABATEMENT, REGARDLESS OF PRIOR DEMOLITION.

F. NEW CONNECTIONS TO EXISTING STRUCTURE MAY REQUIRE ABATEMENT AT CONNECTION LOCATIONS. PRIOR TO WELDING, DRILLING, OR ANY OTHER CONNECTION METHOD, VERIFY PRESENCE OF REGULATED MATERIAL PER OWNER'S HAZARDOUS MATERIAL DRAWINGS.

G. CONNECTIONS INCLUDE, BUT ARE NOT LIMITED TO, WALL BRACING, DEFLECTION TRACKS, CEILING HANGERS, DUCT HANGERS, EQUIPMENT HANGERS, LIGHTING, PLUMBING SUPPORTS, AND OTHER PENETRATIONS PER OWNER'S HAZARDOUS MATERIAL DRAWINGS.

H. WELDED CONNECTIONS ARE TO BE ABATED TO THE EXTENT WHICH MINIMIZES HEAT-GENERATED HAZARDS PER OWNER'S HAZARDOUS MATERIAL DRAWINGS.

I. DRILLED CONNECTIONS ARE TO BE ABATED TO THE EXTENT WHICH MINIMIZES PARTICLE-GENERATED HAZARDS PER OWNER'S HAZARDOUS MATERIAL DRAWINGS.

## GENERAL NOTES

A. THE GENERAL NOTES ON THIS SHEET SPACE SHALL APPLY TO ALL OTHER SHEET SPACES.

B. ALL INSTALLATIONS SHALL CONFORM TO THE CURRENT EDITION OF THE PLUMBING CODE AND THE CURRENT ADOPTIVE ORDINANCES IN EFFECT FOR THE JURISDICTION.

C. PLANS ARE DIAGRAMMATIC IN NATURE AND NOT TO BE SCALED. REFER TO ARCHITECTURAL DRAWINGS FOR FINISH DETAILS, ELEVATIONS, AND EXACT MOUNTING LOCATIONS UNLESS NOTED OTHERWISE. NOT ALL NECESSARY PIPING OFFSETS ARE SHOWN, CONTRACTOR WILL NEED TO COORDINATE WITH NEW AND EXISTING CONDITIONS.

D. DRAWINGS ARE NOT SET UP SPECIFICALLY ACCORDING TO TRADE AND EACH CONTRACTOR AND SUB-CONTRACTOR OR TRADE IS REQUIRED TO REVIEW THE CONSTRUCTION DOCUMENTS AS A WHOLE AND PROVIDE ANY MISC. ITEMS, MATERIALS, WORK, ETC. REQUIRED TO COMPLETE THE WORK AS SHOWN ON ALL DOCUMENTS. THIS REQUIREMENT APPLIES TO ALL TRADES. STRUCTURAL, MECHANICAL, ELECTRICAL, AND PLUMBING REQUIREMENTS AND RELATED WORK ARE INDICATED THROUGHOUT THE DOCUMENTS AND SHALL BE REVIEWED FOR OVERALL SCOPE OF WORK.

E. DUE TO THE LIMITED SPACE AVAILABLE FOR THE INSTALLATION OF ALL THE PLUMBING WORK, COORDINATION BETWEEN ALL OTHER TRADES IS OF THE UTMOST IMPORTANCE.

F. CONTRACTOR SHALL VISIT THE PROJECT SITE, AND VERIFY LOCATIONS, ELEVATIONS AND SIZES OF ALL PIPING SYSTEMS AT SITE PRIOR TO PROCEEDING WITH WORK. EXISTING SYSTEMS AND STRUCTURE SHALL BE INVESTIGATED FOR BEST POSSIBLE ROUTING.

G. IF THIS CONTRACTOR DOES NOT CLEARLY UNDERSTAND THESE PLANS OR IS NOT COMPLETELY SURE OF THEIR MEANING, THIS CONTRACTOR SHOULD OBTAIN THE ENGINEER'S WRITTEN EXPLANATION AND/OR INTERPRETATION PRIOR TO SUBMITTING BIDS, SINCE THIS CONTRACTOR WILL BE HELD RIGIDLY TO THE INTERPRETATION OF THE ENGINEER.

H. WHEN WORK WILL INTERRUPT SYSTEM SERVICES TO AREAS IN OPERATION, CONTRACTOR SHALL COORDINATE TO PROVIDE TEMPORARY BYPASS ROUTING, ISOLATION VALVES, AND/OR AFTER HOURS WORKING TO LIMIT SERVICE INTERRUPTION PER THE OWNER'S BEST INTERESTS. CONTRACTOR SHALL FIELD VERIFY EXISTING CONDITIONS AND PLAN ACCORDINGLY, PRIOR TO BIDDING.

I. SEAL ALL PENETRATIONS THROUGH FIRE-RATED ASSEMBLIES AS NECESSARY TO RESTORE FIRE-RESISTANCE RATING OF ASSEMBLY. REFER TO ARCHITECTURAL PLANS AND SPECIFICATIONS FOR RATED ASSEMBLIES, FIRE STOPPING MATERIALS, AND REQUIREMENTS.

J. REFER TO ARCHITECTURAL DEMOLITION PLANS FOR PHASING AND EXTENTS OF DEMOLITION.

K. OWNER SHALL HAVE FIRST RIGHT OF REFUSAL FOR ALL DEMOLISHED MATERIALS AND EQUIPMENT INCLUDING BUT NOT LIMITED TO PIPING, ACCESSORIES, FILTERS, AND FIXTURES.

L. ALL MATERIALS AND EQUIPMENT REMOVED AND SALVAGED SHALL BE STORED IN A DESIGNATED AREA FOR SAFE KEEPING BY CONTRACTOR. ANY DAMAGE TO ITEMS SHALL RESULT IN FULL REPLACEMENT BY CONTRACTOR PER ENGINEER AND ARCHITECT APPROVAL.

M. CONTRACTOR IS RESPONSIBLE FOR ALL CORING, PATCH, AND REPAIR OF ALL WALL AND FLOOR SYSTEMS AS REQUIRED DUE TO NEW CONSTRUCTION. MAINTAIN ALL FIRE RATINGS. PROVIDE ALL MATERIAL, MODIFICATIONS, AND ADJUSTMENTS AS NEEDED TO MAINTAIN FIRE RATINGS THROUGH WALLS, FLOORS, STAIRWELLS, ETC. AS INDICATED ON ARCHITECTURAL PLANS.

N. ENGINEER HAS NOT TRACED ALL EXISTING PIPING. EXAMINE AND TRACE ALL EXISTING SYSTEMS IN AREA OF CONSTRUCTION BACK TO SOURCE AND REMOVE ALL ABANDONED PIPING LOCATED WITHIN AREAS OF CONSTRUCTION BACK TO OPERATION MAIN OR BRANCH MAIN.

O. CONTRACTOR IS RESPONSIBLE FOR MAINTAINING THE INTEGRITY OF ALL EXISTING TO REMAIN PLUMBING SYSTEMS.

P. CONTRACTOR IS RESPONSIBLE FOR FINAL PIPING CONNECTIONS TO ALL EQUIPMENT, OUTLETS, FIXTURES, ETC. COORDINATE WITH EQUIPMENT MANUFACTURER RECOMMENDATIONS.

Q. CONTRACTOR SHALL COORDINATE ALL FIXTURE AND OUTLET HEIGHTS WITH ARCHITECTURAL ELEVATIONS, CASEWORK, MILLWORK, AND FURNITURE. WHERE AN ELEVATION CONFLICTS WITH PLUMBING PLANS, COORDINATE WITH A/E.

## GENERAL NOTES

R. CONTRACTOR SHALL COORDINATE ALL SLAB PENETRATIONS WITH EXISTING CONDITIONS WITHIN SLAB AND BELOW SLAB PENETRATION. SLAB PENETRATION LOCATION IS SCHEMATIC AND THE EXACT LOCATION SHALL BE COORDINATED IN FIELD TO AVOID CONFLICT WITH EXISTING CONDITIONS.

S. PLAN AND SCHEDULE WORK TO LIMIT DISTURBANCE TO REMAINING AREAS OF THE BUILDING. GIVE OWNER A MINIMUM 14 DAYS ADVANCED NOTICE OF WORK DISRUPTIONS OR PER ARCHITECTURAL SPECIFICATIONS, WHERE STATED.

T. CONTRACTOR SHALL TRACE EXISTING SANITARY PIPING TO DETERMINE FLOW DIRECTION, SIZE, TYPE, ELEVATION, AND TERMINATION PRIOR TO CONDUCTING WORK.

U. ALL WORK SHALL TAKE EVERY PRECAUTION TO PROTECT EXISTING TO REMAIN EQUIPMENT PER OWNER'S REQUIREMENTS. ANY DAMAGE TO EQUIPMENT OR SPACE SHALL BE THE CONTRACTOR'S RESPONSIBILITY.

V. CONTRACTOR SHALL COORDINATE DUST AND NOISE QUARANTINING AND CLEANING REQUIREMENTS OF WORK AREAS WITH OWNER.

W. ALL ABANDONED DOMESTIC WATER BRANCH PIPING SHALL BE REMOVED BACK TO MAIN OR BRANCH MAIN SERVING ABANDONED PIPING.

X. WHERE PIPING IS REMOVED, ALL ASSOCIATED PIPE HANGERS AND SUPPORTS SHALL BE REMOVED AS WELL. ABANDONED CONCRETE INSERTS AND FASTENERS SHALL BE CUTOFF FLUSH WITH BOTTOM OF SLAB, GROUND DOWN AND SEALED PER ARCHITECT METHODS.

Y. CONTRACTOR SHALL FIELD VERIFY EXISTING DOMESTIC HOT WATER CIRCULATION SYSTEM BALANCING REQUIREMENTS (PRESSURE, FLOW, ETC), LOCATE EXISTING GAUGES MEASURING PRESSURE AND FLOW AND DOCUMENT READINGS PRIOR TO WORK ON SYSTEM.

Z. CONTRACTOR SHALL MAINTAIN INTEGRITY OF ALL PIPING SERVING EXISTING TO REMAIN PLUMBING FIXTURES. WHERE SANITARY VENTS ARE NOTED FOR REMOVAL, CONTRACTOR SHALL ONLY REMOVE IF VENT IS NOT UTILIZED BY A REMAINING FIXTURE AND SHALL OFFSET AS NEEDED TO KEEP VENT CONCEALED BEHIND WALLS AND CEILINGS.

AA. CONTRACTOR SHALL INSULATE ALL DOMESTIC WATER PIPING, FITTINGS, AND APPURTENANCES PER SPECIFICATIONS. WHERE PIPING IS SUPPORTED BY UNISTRUT, PIPE SHALL NOT CONTACT SUPPORT, IT SHALL BE ISOLATED AND INSULATED AT THE THICKNESS REQUIRED PER SPECIFICATIONS. CONTRACTOR MUST UTILIZE INSULATED STRUT CLAMPS WHEN SUPPORTING WITH UNISTRUT, AND REFER TO DETAILS ON PLANS AS WELL. NO EXCEPTIONS TO THIS RULE, CONTRACTOR WILL BE ASKED TO REMEDY ANY FAILURE TO FOLLOW THIS REQUIREMENT.

BB. ALL PIPING INSULATION MUST BE CONTINUOUS THROUGH SUPPORTS AND WALLS PER AHJ, SPECIFICATIONS, AND DETAILS IN THESE PLANS. INSULATION MAY STOP AT STUD FACE AND PICK UP ON OTHER SIDE OF STUD WHEN PASSING THROUGH STUDS PARALLEL WITH WALL. PROVIDE PLASTIC GROMMET WHEN PASSING THROUGH STUDS.

CC. WHEN PIPES ARE CROSSING WITHIN WALLS OR ARE CROSSING WITH OTHER UTILITIES OR SUPPORTS, COORDINATE TO PROVIDE ENOUGH ROOM FOR INSULATION THICKNESS. DO NOT COMPRESS INSULATION AT ANY POINT TO FIT INTO A SPACE.

DD. WHERE THE PLANS CALL FOR REPLACING A FLOOR MOUNTED WATER CLOSET WITH A NEW FLOOR MOUNTED WATER CLOSET IN THE SAME LOCATION, CONTRACTOR SHALL REMOVE EXISTING CLOSET FLANGE AND PROVIDE NEW STAINLESS STEEL CLOSET FLANGE.

EE. ANYWHERE EXISTING ROUGH-IN IS REUSED FOR NEW WORK, ROUGH-IN SHALL BE BROUGHT UP TO MINIMUM CODE STANDARDS AND MINIMUM SPECIFICATION AND CONSTRUCTION DOCUMENT REQUIREMENTS, WHICHEVER IS MORE STRICT AND CODE COMPLIANT. THIS SHALL BE FIELD VERIFIED PRIOR TO SUBMITTING BID AND ALL WORK ASSOCIATED SHALL BE INCLUDED IN BID. COORDINATE CLOSELY WITH ARCHITECTURAL ELEVATIONS.

FF. ALL SLAB REMOVAL LOCATIONS AND EXTENTS SHOWN ON PLAN ARE ASSUMPTIONS FROM LIMITED INFORMATION AVAILABLE TO THE ENGINEER. CONTRACTOR SHALL FIELD VERIFY EXACT LOCATIONS AND EXTENTS NEEDED TO CONDUCT THE WORK.

## GENERAL NOTES

GG. CONTRACTOR SHALL UNDERSTAND EXTENT OF WORK BELOW EXISTING SLABS AND BE RESPONSIBLE FOR PRICING TRUE EXTENT OF SLAB REMOVAL REQUIRED TO PERFORM SAID WORK AND REPLACE SLAB. WHERE CONTRACTOR DOES NOT UNDERSTAND THE EXTENT OF THE WORK, THEY SHALL SUBMIT A FORMAL REQUEST FOR INFORMATION PRIOR TO BIDDING.

HH. ALL UNDERGROUND SANITARY IS SCHEMATIC AND BASED ON LIMITED INFORMATION FROM EXISTING PLANS (NOT ALL LOCATIONS).

II. ALL REPLACEMENT SLAB WORK ASSOCIATED WITH UNDERGROUND PIPING WORK, SHALL MATCH EXISTING CONDITIONS INCLUDING BASE DEPTH/TYPE AND SLAB DEPTH. CONTRACTOR SHALL TIE REPLACEMENT SLAB INTO EXISTING SLAB USING EPOXY COATED #4 REBAR 6" LONG (3" DEPTH INTO EXISTING SLAB). BASE/FILL SHALL BE COMPACTED AROUND PIPE WORK. REFER TO SPECIFICATIONS FOR ANY ADDITIONAL REQUIREMENTS.

JJ. ALL UNDERGROUND SANITARY IS SCHEMATIC AND BASED ON LIMITED INFORMATION FROM EXISTING PLANS.

KK. CONTRACTOR SHALL USE NEW WORK PLANS TO HELP DETERMINE THE EXTENT OF DEMOLITION WHEN DEVELOPING THEIR BID.

LL. WHERE THE SCOPE OF WORK IS UNCLEAR TO THE CONTRACTOR, CONTRACTOR SHALL SUBMIT A REQUEST FOR INFORMATION TO THE A/E TEAM PRIOR TO PLACING BID.

MM. EXISTING VENTS THROUGH ROOF HAVE NOT BEEN FIELD VERIFIED BY ENGINEER. CONTRACTOR SHALL LOCATE THESE IN FIELD AND TRACE TO ROOF PRIOR TO MAKING ANY CONNECTIONS TO THE SYSTEM. VENT SIZES AND VTR LOCATIONS ON PLANS ARE BASED ON WHAT IS SHOWN ON EXISTING PLANS, IF VENT THROUGH ROOF LOCATION IMPACTS VENT SIZING CONTRACTOR SHALL ADJUST SIZE OF VENT AS NEEDED TO MEET CODE.

NN. CONTRACTOR SHALL CONDUCT A FULL TEST AND BALANCE OF EXISTING DHWR SYSTEM SERVING THE RENOVATED AREAS. CONTRACTOR SHALL BALANCE SYSTEM WITHIN THE LIMITATIONS OF THE EXISTING DHWR PUMP AND TO MAINTAIN CURRENT DHWR DISTRIBUTION TEMPERATURE. IT IS THE CONTRACTOR'S RESPONSIBILITY TO LOCATE ALL NECESSARY PUMPS AND BALANCING VALVES, AND TO LOG THE DISTRIBUTION TEMPERATURE AT THE END OF THE RETURN LINE WHERE IT IS FED BACK INTO THE HOT WATER SYSTEM. THIS TEST AND BALANCE REPORT WILL BE REQUESTED AS A SUBMITTAL AFTER FINAL PUNCH

OO. ALL REPLACEMENT SLAB WORK ASSOCIATED WITH UNDERGROUND PIPING WORK, SHALL MATCH EXISTING CONDITIONS INCLUDING BASE DEPTH/TYPE AND SLAB DEPTH.

PP. FOR UNDERGROUND SANITARY WORK WHERE THE PIPE CAN'T MOVE ENOUGH TO PROVIDE A STANDARD UNDERGROUND NEW WORK FITTING PER SPECIFICATIONS, USE A SHIELDED TRANSITION/REPAIR COUPLING APPROVED FOR UNDERGROUND USE ON NON-PRESSURE/GRAVITY SANITARY SYSTEMS EQUIVALENT TO FERNCO STRONGBACK RC 5000 SERIES WITH 316 STAINLESS AND NUT & BOLT CLAMPS.

QQ. IN AREAS OF THIS BUILDING COVERED UNDER THIS CONTRACT, ALL EXISTING DOMESTIC WATER INSULATION SHALL BE REPLACED WITH NEW PER SPECIFICATIONS. BE AWARE THAT IN SOME AREAS OF THE CONTRACT AREA, HAZARDOUS MATERIALS MAY BE PRESENT IN THE EXISTING INSULATION. REFER TO PLANS FOR LIKELY LOCATIONS, GENERAL NOTES, AND LOOK AT HAZARDOUS MATERIAL GENERAL NOTES ON THIS SHEET.


bond architects
222 SOUTH CENTRAL AVE.
SUITE# 501
ST. LOUIS, MO 63105
TEL: 314.863.4994
FAX: 314.863.4996
www.bondarchitectsinc.com
Bond Architects, Inc.
Missouri State Certificate of Authority # 2009027409

**Cole & Associates, Inc.**
Civil Engineer
Consultant Project #26-0064
Certificate of Authority #001165
401 S. 18th St., Suite 200
St. Louis, MO 63103
314.984.9887 tel

**CASE Engineering, Inc.**
Structural Engineer
Consultant Project BDA-MO-06-26
Certificate of Authority #001498
796 Merus Ct.
Fenton, MO 63026
636.349.1600 tel

**RTM Engineering Consultants**
MEP Engineer
Consultant Project #26.B00203.2171
Certificate of Authority #2002028690
3701 S. Lindbergh Blvd.
St. Louis, MO 63127
314.725.5889 tel


West High School
14653 Clayton Rd., Ballwin, MO 63011
Parkway PN #542501B
Building Renovation & Site Improvements


Parkway School District
363 N. Woods Mill Rd., Chesterfield, MO 63017
314.415.8231 tel


Project No: 26022

Revisions

| No. | Description | Date |
|---|---|---|
| | | |
| | | |
| | | |
| | | |
| | | |
| | | |


This drawing and the details on it are the sole property of the architect and may be used for this specific project only. It shall not be loaned, copied or reproduced, in whole or in part, or for any other purpose or project without the written consent of the Architect. Copyright © 2026 by Bond Architects, Inc.


STATE OF MISSOURI
JOEL R. VOGT
NUMBER
PE-2017019033
PROFESSIONAL ENGINEER

The Professional Architects seal affixed to this sheet applies only to the material and items shown on this sheet. All drawings, instruments or other documents not exhibiting this seal shall not be considered prepared by this architect, and this architect expressly disclaims any and all responsibility for such plan, drawings or documents not exhibiting this seal.

DATE: 10/23/2026

BID / PERMIT SET

GENERAL NOTES & SCHEDULES - PLUMBING

P0.2

SCALE: 3" = 1'-0" 0 0.25 0.5 1
SCALE: 1 1/2" = 1'-0" 0 0.5 1 2
SCALE: 1" = 1'-0" 0 0.5 1 2
SCALE: 3/4" = 1'-0" 0 1 2 3
SCALE: 1/2" = 1'-0" 0 1 2 4
SCALE: 1/4" = 1'-0" 0 2 4 8
SCALE: 1/8" = 1'-0" 0 4 8 16
SCALE: 1/16" = 1'-0" 0 8 16 32

10/23/2026 10:40:25 AM

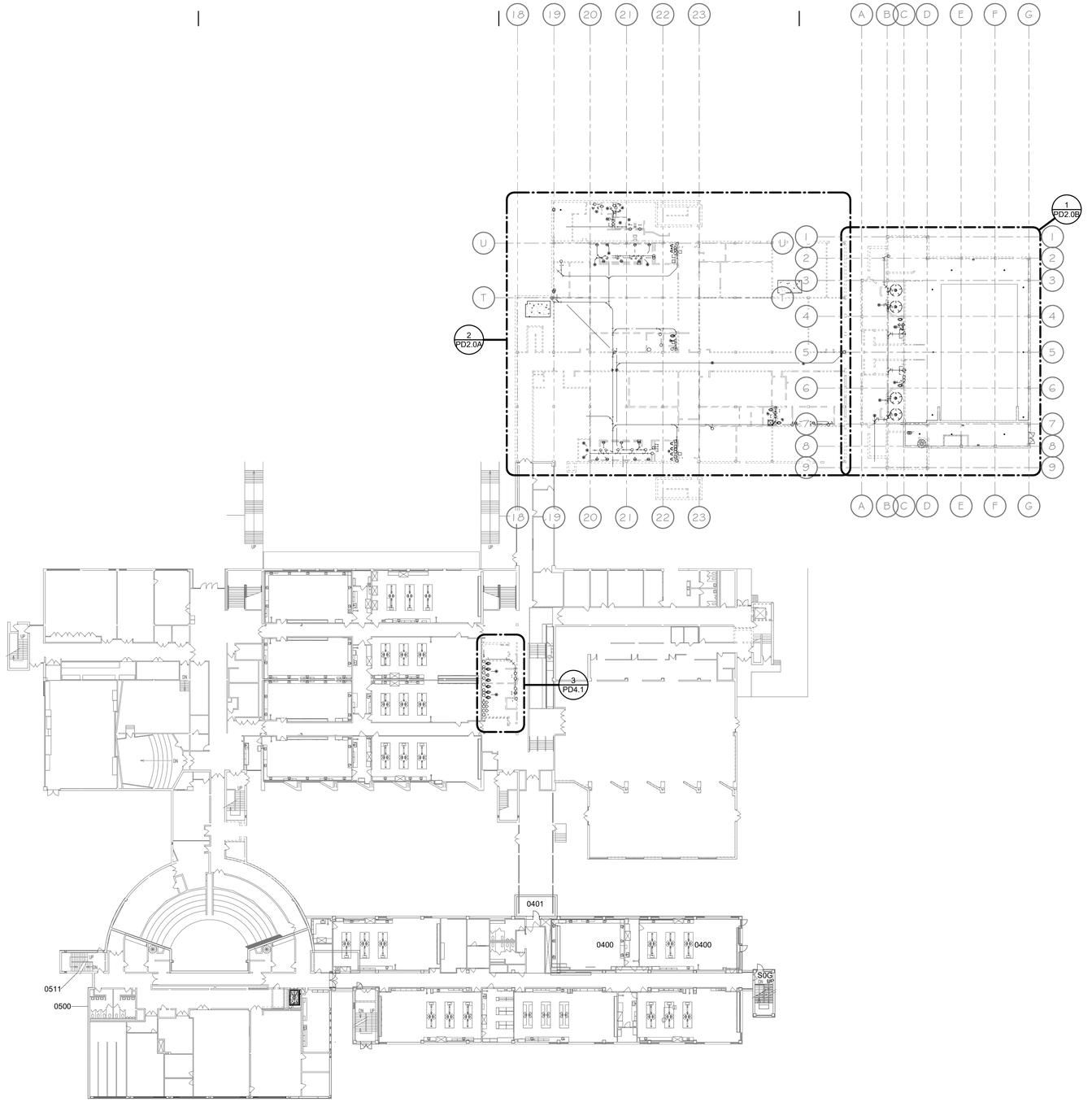


N 1 PD2.0 LOWER LEVEL AND UNDERGROUND DEMO - OVERALL - PLUMBING
1/32" = 1'-0"

10/23/2026 10:41:10 AM

SCALE: 3/4" = 1'-0"
SCALE: 1/2" = 1'-0"
SCALE: 1" = 1'-0"
SCALE: 3/32" = 1'-0"
SCALE: 1/4" = 1'-0"
SCALE: 1/8" = 1'-0"
SCALE: 1/16" = 1'-0"


bond architects
222 SOUTH CENTRAL AVE.
SUITE# 501
ST. LOUIS, MO 63105
TEL: 314.863.4994
FAX: 314.863.4996
www.bondarchitectsinc.com
Bond Architects, Inc.
Missouri State Certificate of Authority # 2009027409

**Cole & Associates, Inc.**
Civil Engineer
Consultant Project #26-0064
Certificate of Authority #001165
401 S. 18th St., Suite 200
St. Louis, MO 63103
314.984.9887 tel

**CASE Engineering, Inc.**
Structural Engineer
Consultant Project BDA-MO-06-26
Certificate of Authority #001498
796 Merus Ct.
Fenton, MO 63026
636.349.1600 tel

**RTM Engineering Consultants**
MEP Engineer
Consultant Project #26.B00203.2171
Certificate of Authority #2002028690
3701 S. Lindbergh Blvd.
St. Louis, MO 63127
314.725.5889 tel


West High School
14653 Clayton Rd., Ballwin, MO 63011
Parkway PN #5425001B
Building Renovation & Site Improvements

Parkway School District
363 N. Woods Mill Rd., Chesterfield, MO 63017
314.415.8231 tel

Project No: 26022

Revisions

| No. | Description | Date |
|---|---|---|
| | | |
| | | |
| | | |
| | | |
| | | |
| | | |


This drawing and the details on it are the sole property of the architect and may be used for this specific project only. It shall not be loaned, copied or reproduced, in whole or in part, or for any other purpose or project without the written consent of the Architect. Copyright © 2026 by Bond Architects, Inc.


JOEL R. WEIGEL NUMBER PE-2017019055 STATE OF MISSOURI PROFESSIONAL ENGINEER

The Professional Architects seal affixed to this sheet applies only to the material and items shown on this sheet. All drawings, instruments or other documents not exhibiting this seal shall not be considered prepared by this architect, and this architect expressly disclaims any and all responsibility for such plan, drawings or documents not exhibiting this seal.

DATE: 10/23/2026

BID / PERMIT SET

# UNDERGROUND DEMO PLAN - OVERALL - PLUMBING

# PD2.0

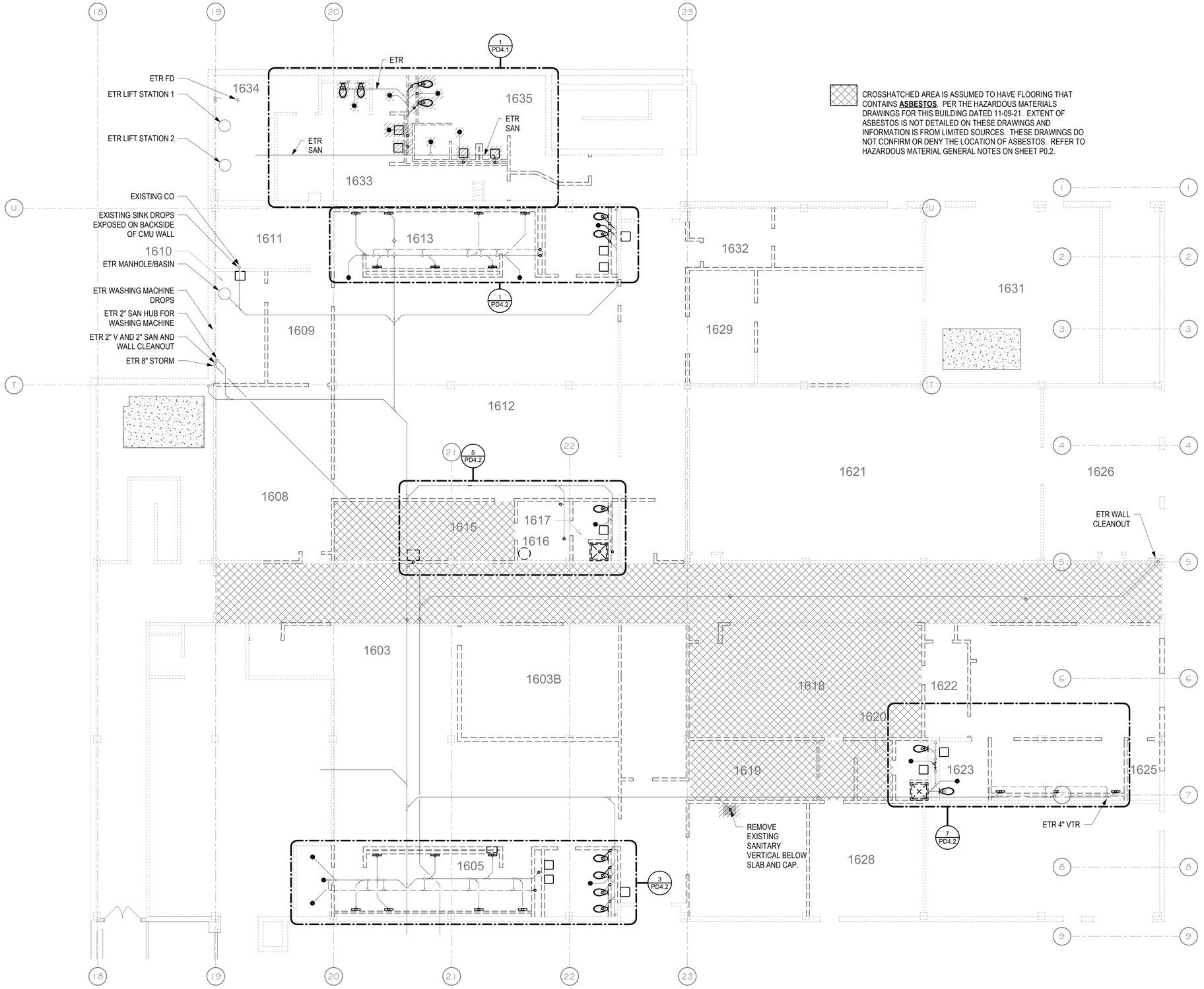


CROSSHATCHED AREA IS ASSUMED TO HAVE FLOORING THAT CONTAINS **ASBESTOS**. PER THE HAZARDOUS MATERIALS DRAWINGS FOR THIS BUILDING DATED 11-09-21. EXTENT OF ASBESTOS IS NOT DETAILED ON THESE DRAWINGS AND INFORMATION IS FROM LIMITED SOURCES. THESE DRAWINGS DO NOT CONFIRM OR DENY THE LOCATION OF ASBESTOS. REFER TO HAZARDOUS MATERIAL GENERAL NOTES ON SHEET P0.2.

N

2 / PD2.0A UNDERGROUND DEMO - AREA A - PLUMBING
1/8" = 1'-0"

10/23/2026 10:41:12 AM


bond architects
222 SOUTH CENTRAL AVE.
SUITE# 501
ST. LOUIS, MO 63105
TEL: 314.863.4994
FAX: 314.863.4996
www.bondarchitectsinc.com
Bond Architects, Inc.
Missouri State Certificate of Authority # 2009027409

**Cole & Associates, Inc.**
Civil Engineer
Consultant Project #26-0064
Certificate of Authority #001165
401 S. 18th St., Suite 200
St. Louis, MO 63103
314.984.9887 tel

**CASE Engineering, Inc.**
Structural Engineer
Consultant Project BDA-MO-06-26
Certificate of Authority #001498
796 Merus Ct.
Fenton, MO 63026
636.349.1600 tel

**RTM Engineering Consultants**
MEP Engineer
Consultant Project #26.B00203.2171
Certificate of Authority #2002028690
3701 S. Lindbergh Blvd.
St. Louis, MO 63127
314.725.5889 tel


West High School
14653 Clayton Rd., Ballwin, MO 63011
Parkway PN #542501B
Building Renovation & Site Improvements

Parkway School District
363 N. Woods Mill Rd., Chesterfield, MO 63017
314.415.6231 tel

Project No: 26022

Revisions

| No. | Description | Date |
|---|---|---|
| | | |


This drawing and the details on it are the sole property of the architect and may be used for this specific project only. It shall not be loaned, copied or reproduced, in whole or in part, or for any other purpose or project without the written consent of the Architect.
Copyright © 2026 by Bond Architects, Inc.


STATE OF MISSOURI
JOHN R. VOGT
NUMBER
PE-2017019053
PROFESSIONAL ENGINEER

The Professional Architects seal affixed to this sheet applies only to the material and items shown on this sheet. All drawings, instruments or other documents not exhibiting this seal shall not be considered prepared by this architect, and this architect expressly disclaims any and all responsibility for such plan, drawings or documents not exhibiting this seal.

DATE: 10/23/2026

BID / PERMIT SET

# UNDERGROUND DEMO PLAN - AREA A - PLUMBING

# PD2.0A

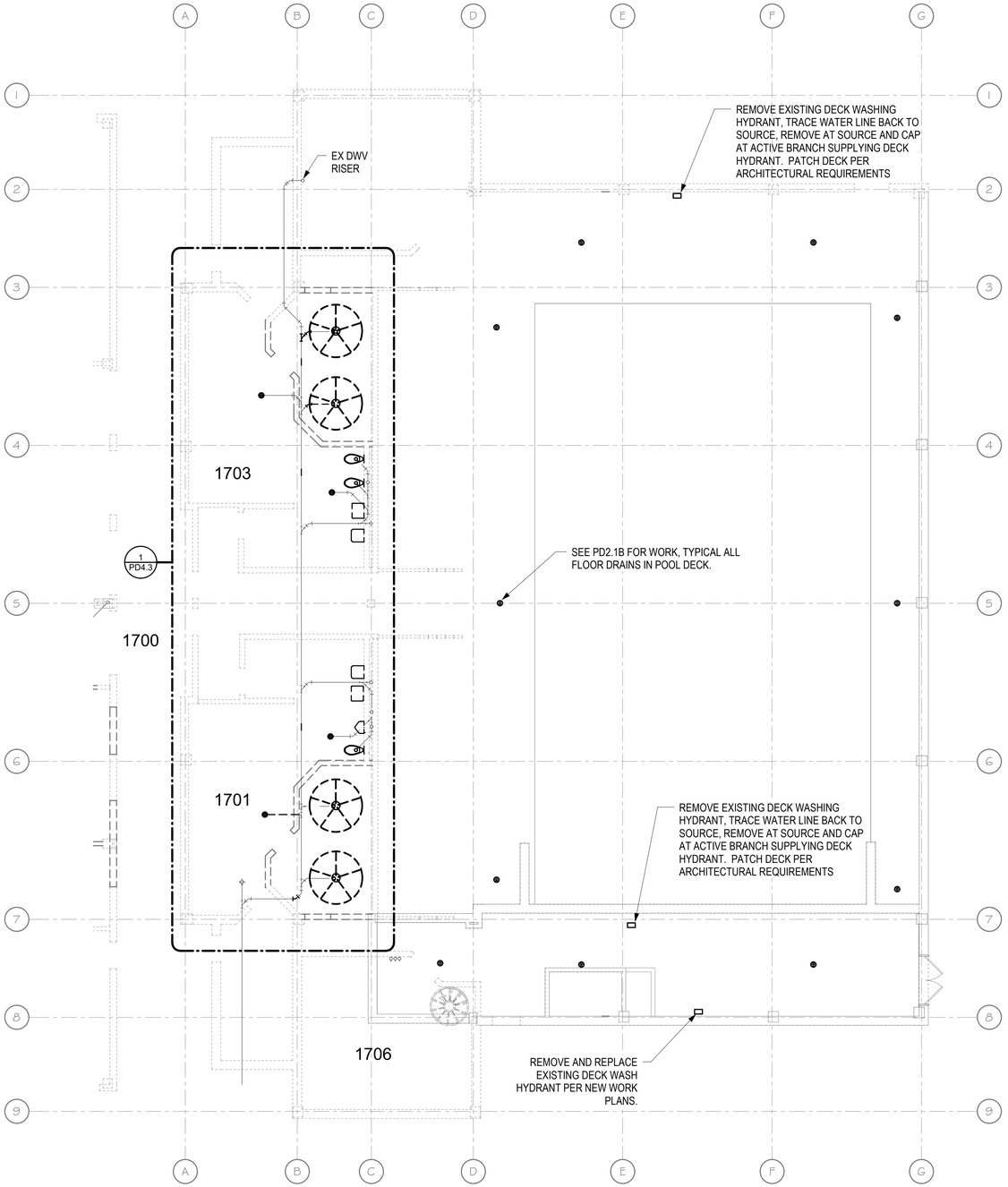


N 2 UNDERGROUND DEMO - AREA B - PLUMBING
PD2.0B 1/8" = 1'-0"

SCALE: 3" = 1'-0" 0 0.25' 0.5' 1'
SCALE: 1 1/2" = 1'-0" 0 0.5' 1' 2'
SCALE: 1" = 1'-0" 0 0.5' 1' 2'
SCALE: 3/4" = 1'-0" 0 1' 2' 3'
SCALE: 1/2" = 1'-0" 0 1' 2' 4'
SCALE: 1/4" = 1'-0" 0 2' 4' 8'
SCALE: 1/8" = 1'-0" 0 4' 8' 16'
SCALE: 1/16" = 1'-0" 0 8' 16' 32'

10/23/2026 10:41:13 AM


bond architects
222 SOUTH CENTRAL AVE.
SUITE# 501
ST. LOUIS, MO 63105
TEL: 314.863.4994
FAX: 314.863.4996
www.bondarchitectsinc.com
Bond Architects, Inc.
Missouri State Certificate of Authority # 2009027409

**Cole & Associates, Inc.**
Civil Engineer
Consultant Project #26-0064
Certificate of Authority #001165
401 S. 18th St., Suite 200
St. Louis, MO 63103
314.984.9887 tel

**CASE Engineering, Inc.**
Structural Engineer
Consultant Project BDA-MO-06-26
Certificate of Authority #001498
796 Merus Ct.
Fenton, MO 63026
636.349.1600 tel

**RTM Engineering Consultants**
MEP Engineer
Consultant Project #26.B00203.2171
Certificate of Authority #2002028690
3701 S. Lindbergh Blvd.
St. Louis, MO 63127
314.725.5889 tel


West High School
14653 Clayton Rd., Ballwin, MO 63011
Parkway PN #542501B
Building Renovation & Site Improvements

Parkway School District
363 N. Woods Mill Rd., Chesterfield, MO 63017
314.415.6231 tel

Project No: 26022

Revisions

| No. | Description | Date |
|---|---|---|
| | | |


This drawing and the details on it are the sole property of the architect and may be used for this specific project only. It shall not be loaned, copied or reproduced, in whole or in part, or for any other purpose or project without the written consent of the Architect.
Copyright © 2026 by Bond Architects, Inc.


STATE OF MISSOURI
JOHN R. WAGNER
NUMBER
PE-2017019053
PROFESSIONAL ENGINEER

The Professional Architects seal affixed to this sheet applies only to the material and items shown on this sheet. All drawings, instruments or other documents not exhibiting this seal shall not be considered prepared by this architect, and this architect expressly disclaims any and all responsibility for such plan, drawings or documents not exhibiting this seal.

DATE: 10/23/2026

BID / PERMIT SET

# UNDERGROUND DEMO PLAN - AREA B - PLUMBING

# PD2.0B

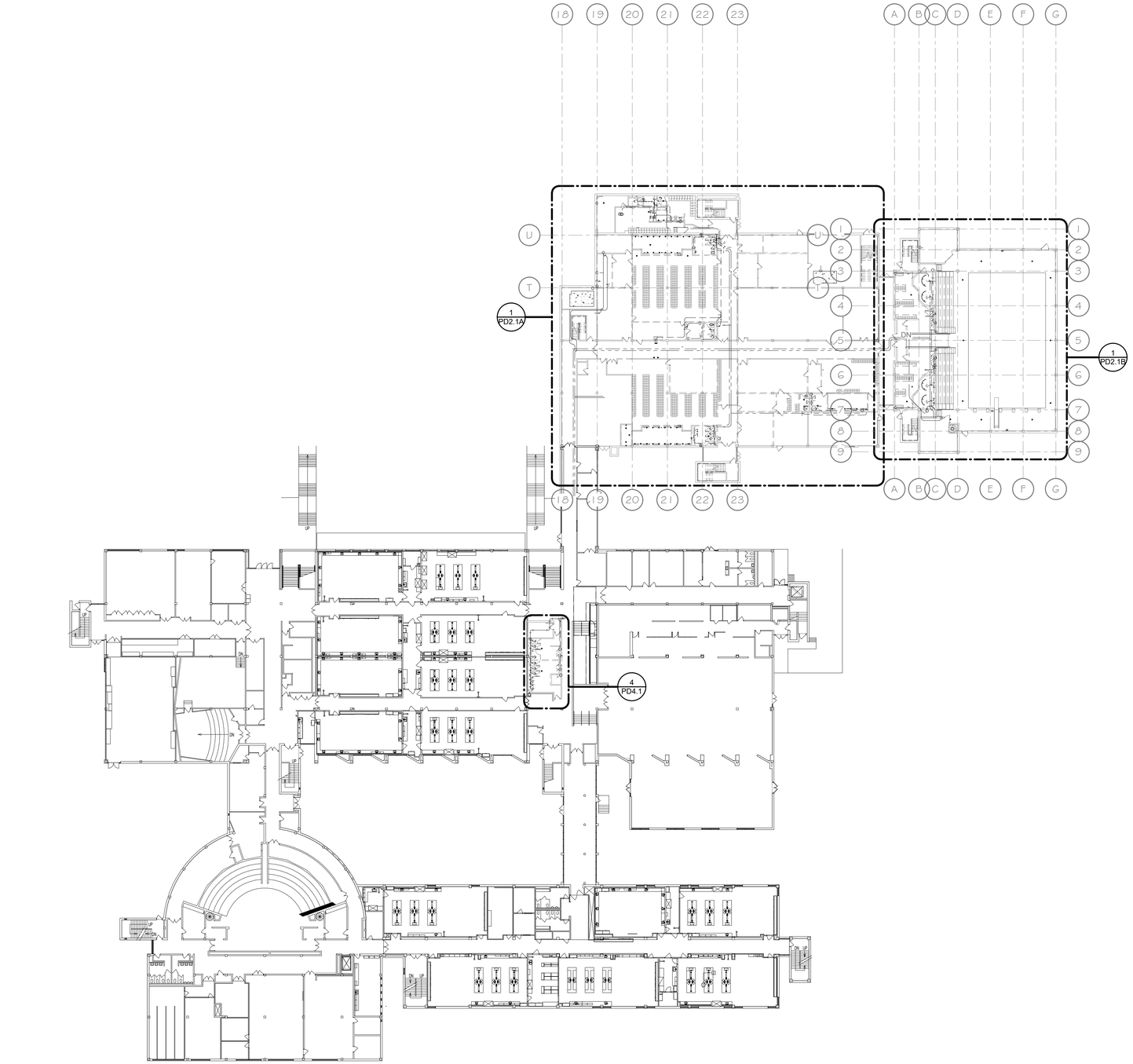


N 1 PD2.1 DEMO FIRST FLOOR - OVERALL - PLUMBING
1/32" = 1'-0"

SCALE: 3" = 1'-0" 0 0.25' 0.5' 1'
SCALE: 1 1/2" = 1'-0" 0 0.5' 1' 2'
SCALE: 1" = 1'-0" 0 0.5' 1' 2'
SCALE: 3/4" = 1'-0" 0 1' 2' 3'
SCALE: 1/2" = 1'-0" 0 1' 2' 4'
SCALE: 1/4" = 1'-0" 0 2' 4' 8'
SCALE: 1/8" = 1'-0" 0 4' 8' 16'
SCALE: 1/16" = 1'-0" 0 8' 16' 32'

10/23/2026 10:41:21 AM


bond architects
222 SOUTH CENTRAL AVE.
SUITE# 501
ST. LOUIS, MO 63105
TEL: 314.863.4994
FAX: 314.863.4996
www.bondarchitectsinc.com
Bond Architects, Inc.
Missouri State Certificate of Authority # 2009027409

**Cole & Associates, Inc.**
Civil Engineer
Consultant Project #26-0064
Certificate of Authority #001165
401 S. 18th St., Suite 200
St. Louis, MO 63103
314.984.9887 tel

**CASE Engineering, Inc.**
Structural Engineer
Consultant Project BDA-MO-06-26
Certificate of Authority #001498
796 Merus Ct.
Fenton, MO 63026
636.349.1600 tel

**RTM Engineering Consultants**
MEP Engineer
Consultant Project #26.B00203.2171
Certificate of Authority #2002028690
3701 S. Lindbergh Blvd.
St. Louis, MO 63127
314.725.5889 tel


West High School
14653 Clayton Rd., Ballwin, MO 63011
Parkway PN #542501B
Building Renovation & Site Improvements

Parkway School District
363 N. Woods Mill Rd., Chesterfield, MO 63017
314.415.6231 tel

Project No: 26022

Revisions

| No. | Description | Date |
|---|---|---|
| | | |


This drawing and the details on it are the sole property of the architect and may be used for this specific project only. It shall not be loaned, copied or reproduced, in whole or in part, or for any other purpose or project without the written consent of the Architect. Copyright © 2026 by Bond Architects, Inc.


STATE OF MISSOURI
JOHN R. VOGT
NUMBER PE-2017019055
PROFESSIONAL ENGINEER

The Professional Architects seal affixed to this sheet applies only to the material and items shown on this sheet. All drawings, instruments or other documents not exhibiting this seal shall not be considered prepared by this architect, and this architect expressly disclaims any and all responsibility for such plan, drawings or documents not exhibiting this seal.

DATE: 10/23/2026

BID / PERMIT SET

# FIRST FLOOR DEMO PLAN - OVERALL - PLUMBING

# PD2.1

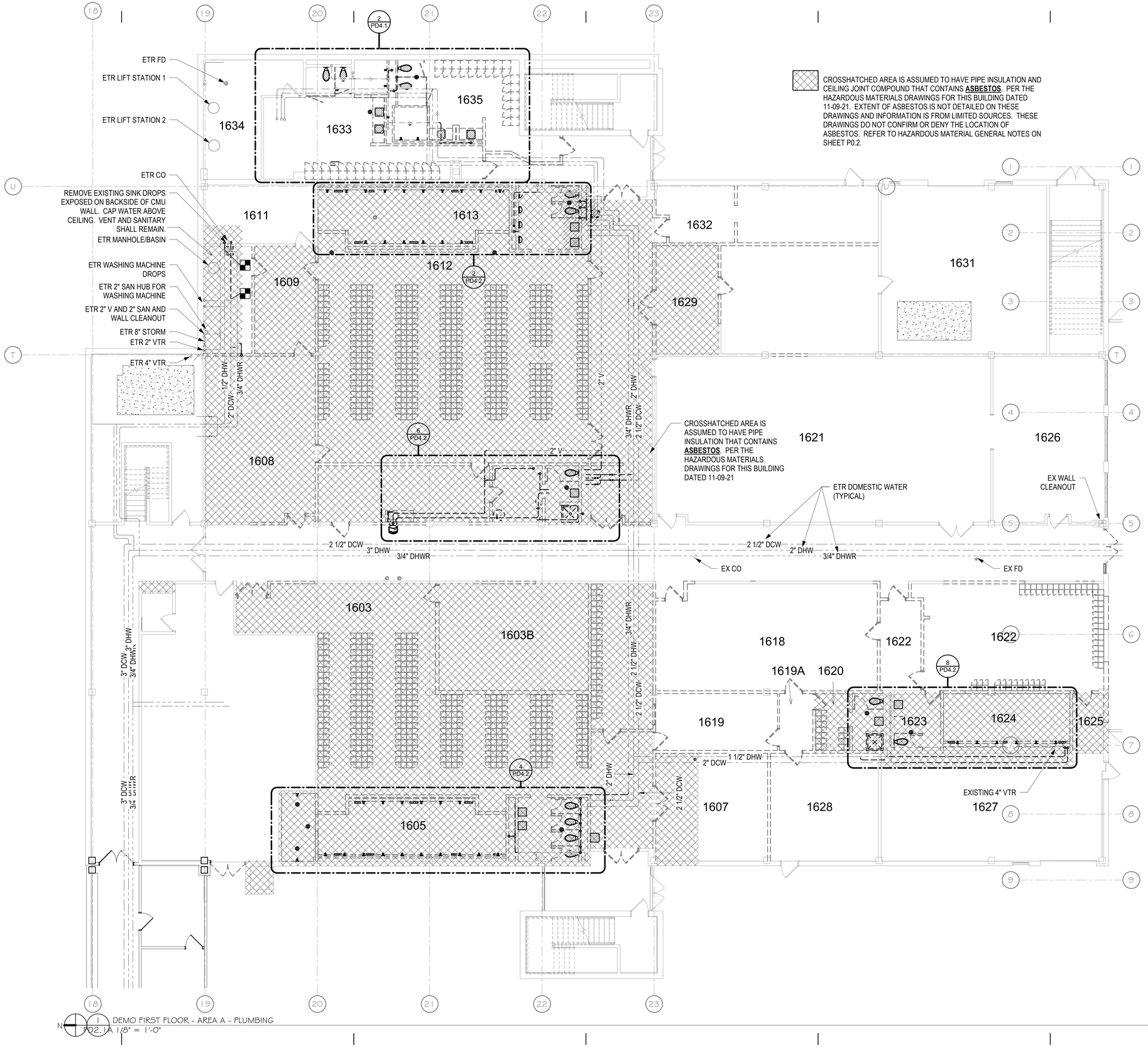


1 DEMO FIRST FLOOR - AREA A - PLUMBING
PD2.1A 1/8" = 1'-0"

10/23/2026 10:41:23 AM


bond architects
222 SOUTH CENTRAL AVE.
SUITE# 501
ST. LOUIS, MO 63105
TEL: 314.863.4994
FAX: 314.863.4996
www.bondarchitectsinc.com
Bond Architects, Inc.
Missouri State Certificate of Authority # 2009027409

**Cole & Associates, Inc.**
Civil Engineer
Consultant Project #26-0064
Certificate of Authority #001165
401 S. 18th St., Suite 200
St. Louis, MO 63103
314.984.9887 tel

**CASE Engineering, Inc.**
Structural Engineer
Consultant Project BDA-MO-06-26
Certificate of Authority #001498
796 Merus Ct.
Fenton, MO 63026
636.349.1600 tel

**RTM Engineering Consultants**
MEP Engineer
Consultant Project #26.B00203.2171
Certificate of Authority #2002028690
3701 S. Lindbergh Blvd.
St. Louis, MO 63127
314.725.5889 tel


West High School
14653 Clayton Rd., Ballwin, MO 63011
Parkway PN #542501B
Building Renovation & Site Improvements

Parkway School District
363 N. Woods Mill Rd., Chesterfield, MO 63017
314.415.8231 tel

Project No: 26022

Revisions

| No. | Description | Date |
|---|---|---|
| | | |


This drawing and the details on it are the sole property of the architect and may be used for this specific project only. It shall not be loaned, copied or reproduced, in whole or in part, or for any other purpose or project without the written consent of the Architect.
Copyright © 2026 by Bond Architects, Inc.


STATE OF MISSOURI
JOEL R. NORRIS
PE-2010019934
PROFESSIONAL ENGINEER

The Professional Architects seal affixed to this sheet applies only to the material and items shown on this sheet. All drawings, instruments or other documents not exhibiting this seal shall not be considered prepared by this architect, and this architect expressly disclaims any and all responsibility for such plan, drawings or documents not exhibiting this seal.

DATE: 10/23/2026

BID / PERMIT SET

# FIRST FLOOR DEMO PLAN - AREA A - PLUMBING

# PD2.1A

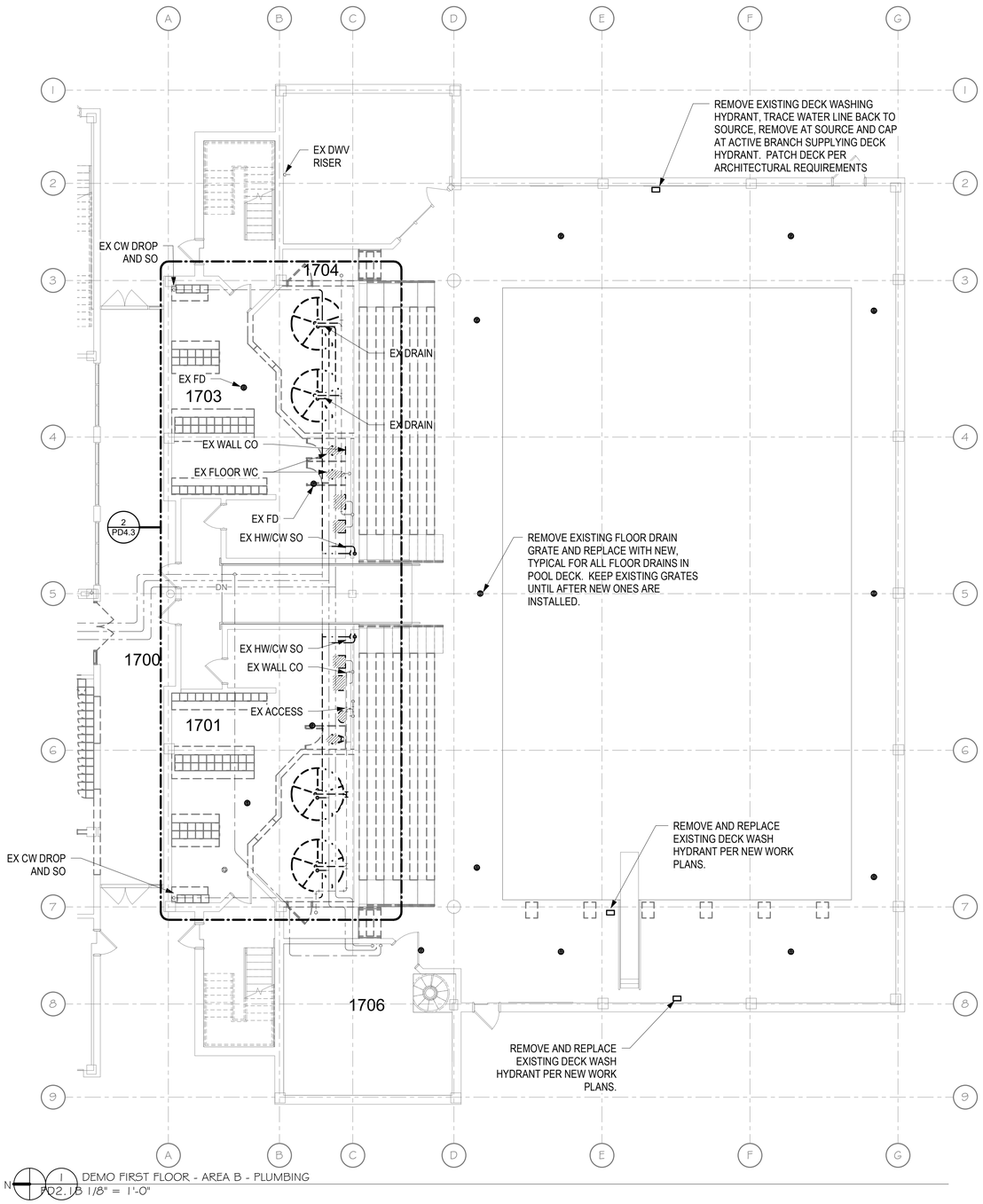


N 1 PD2.1B DEMO FIRST FLOOR - AREA B - PLUMBING
1/8" = 1'-0"

10/23/2026 10:41:25 AM


bond architects
222 SOUTH CENTRAL AVE.
SUITE# 501
ST. LOUIS, MO 63105
TEL: 314.863.4994
FAX: 314.863.4996
www.bondarchitectsinc.com
Bond Architects, Inc.
Missouri State Certificate of Authority # 2009027409

**Cole & Associates, Inc.**
Civil Engineer
Consultant Project #26-0064
Certificate of Authority #001165
401 S. 18th St., Suite 200
St. Louis, MO 63103
314.984.9887 tel

**CASE Engineering, Inc.**
Structural Engineer
Consultant Project BDA-MO-06-26
Certificate of Authority #001498
796 Merus Ct.
Fenton, MO 63026
636.349.1600 tel

**RTM Engineering Consultants**
MEP Engineer
Consultant Project #26.B00203.2171
Certificate of Authority #2002028690
3701 S. Lindbergh Blvd.
St. Louis, MO 63127
314.725.5889 tel


West High School
14653 Clayton Rd., Ballwin, MO 63011
Parkway PN #542501B
Building Renovation & Site Improvements

Parkway School District
363 N. Woods Mill Rd., Chesterfield, MO 63017
314.415.6231 tel

Project No: 26022

Revisions

| No. | Description | Date |
|---|---|---|
| | | |
| | | |
| | | |
| | | |
| | | |
| | | |


This drawing and the details on it are the sole property of the architect and may be used for this specific project only. It shall not be loaned, copied or reproduced, in whole or in part, or for any other purpose or project without the written consent of the Architect.
Copyright © 2026 by Bond Architects, Inc.


STATE OF MISSOURI
JOEL R. YOST
NUMBER
PE-2017019053
PROFESSIONAL ENGINEER

The Professional Architects seal affixed to this sheet applies only to the material and items shown on this sheet. All drawings, instruments or other documents not exhibiting this seal shall not be considered prepared by this architect, and this architect expressly disclaims any and all responsibility for such plan, drawings or documents not exhibiting this seal.

DATE: 10/23/2026

BID / PERMIT SET

# FIRST FLOOR DEMO PLAN - AREA B - PLUMBING

# PD2.1B

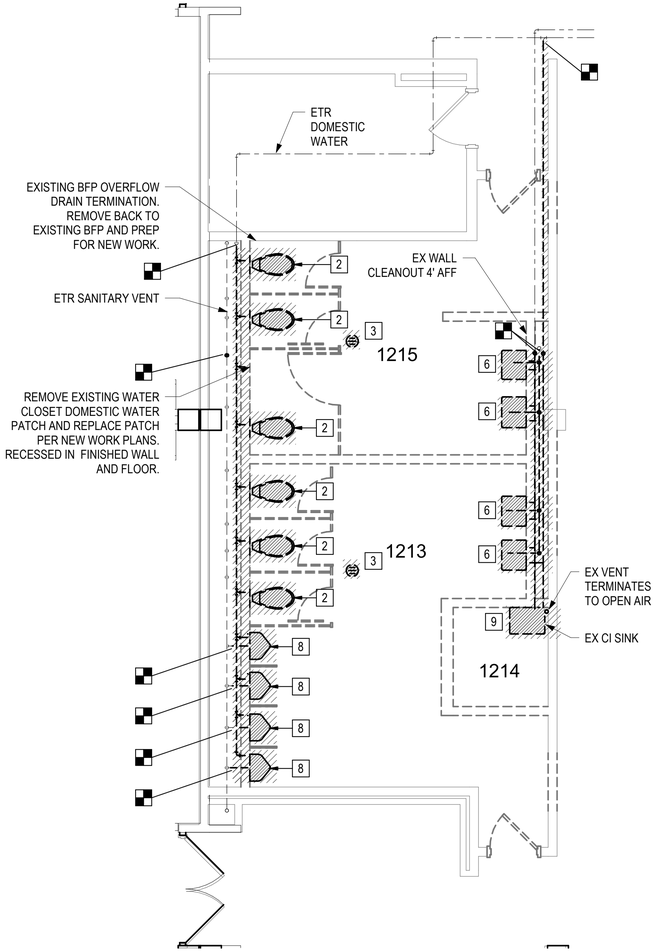


N 4 RD4.1 FIRST FLOOR - AREA A - 1214 & 1215 DEMO - PLUMBING
1/4" = 1'-0"

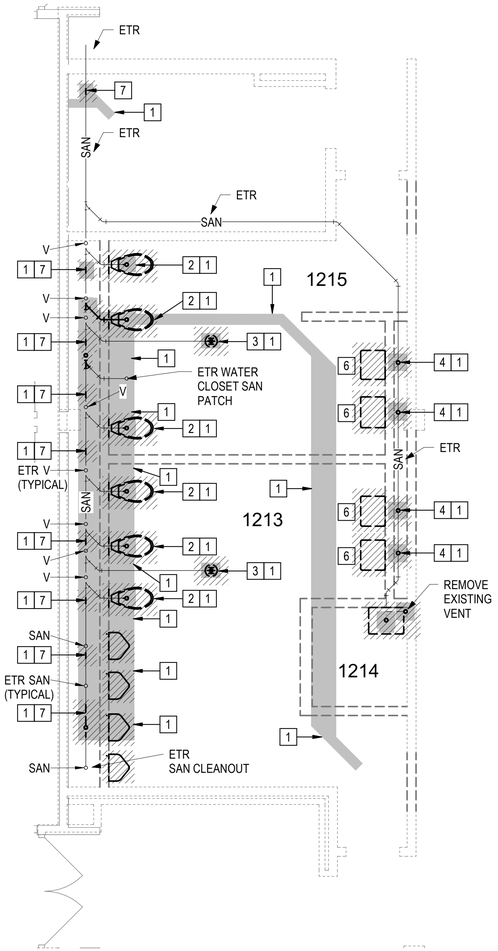


N 3 RD4.1 UNDERGROUND - AREA A - 1214 & 1215 DEMO - PLUMBING
1/4" = 1'-0"

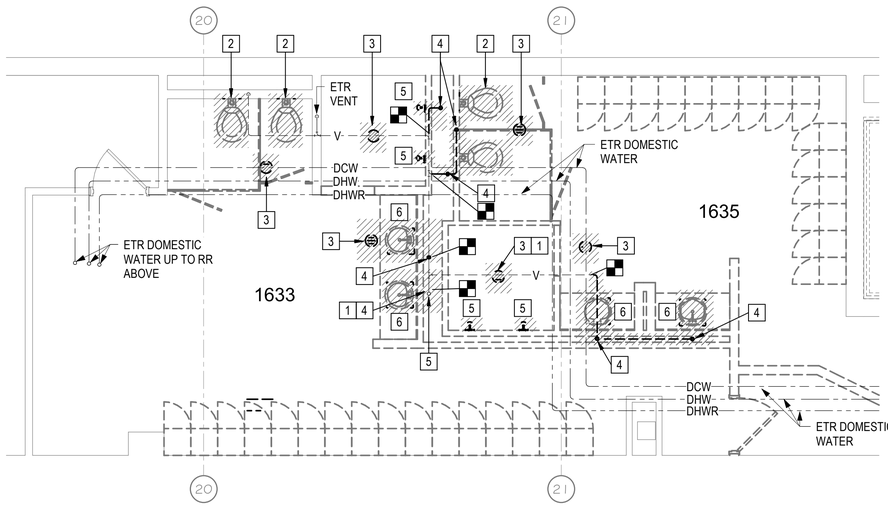


N 2 RD4.1 FIRST FLOOR - AREA A - 1633 & 1635 DEMO - PLUMBING
1/4" = 1'-0"

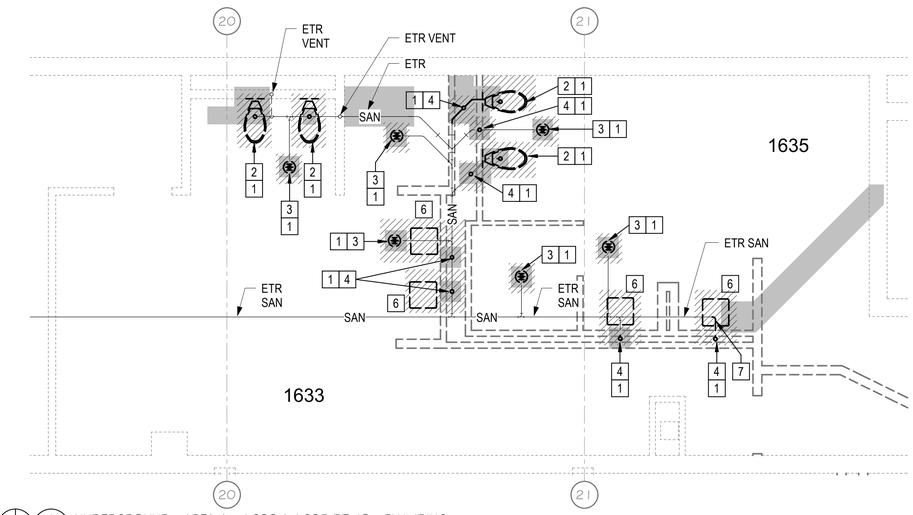


N 1 RD4.1 UNDERGROUND - AREA A - 1633 & 1635 DEMO - PLUMBING
1/4" = 1'-0"

## KEYED NOTES

1. SHADED AREA SHOWS APPROXIMATE EXTENT OF REQUIRED EXISTING SLAB REMOVAL TO PERFORM WORK BELOW SLAB. EXACT LOCATION AND SIZE IS SCHEMATIC AND FOR COORDINATION PURPOSES ONLY. CONTRACTOR SHALL UNDERSTAND EXTENT OF WORK BELOW SLAB AND DETERMINE AMOUNT OF SLAB TO BE REMOVED TO COMPLETE WORK AS DIRECTED. REFER TO NEW WORK PLANS FOR ANY ADDITIONAL WORK REQUIRED IN AREA.
2. REMOVE EXISTING WATER CLOSET, ASSOCIATED PIPING AND ROUGH-IN BACK TO NEAREST IN-USE MAIN. PREP FOR NEW WORK PER NEW WORK DRAWINGS.
3. REMOVE EXISTING FLOOR DRAIN PREP FOR NEW WORK PER NEW WORK DRAWINGS
4. REMOVE VERTICAL SANITARY/VENT TO BELOW SLAB. PREP AREA FOR REPLACEMENT SLAB. LOCATION IS SCHEMATIC AND ASSUMED PER EXISTING DRAWINGS, CONTRACTOR SHALL FIELD VERIFY LOCATION.
5. REMOVE EXISTING SHOWER AND ASSOCIATED HARDWARE AND FIXTURES. REMOVE ASSOCIATED WATER PIPING BACK TO MAIN AND CAP.
6. REMOVE EXISTING LAVATORY AND ASSOCIATED PIPING BACK TO MAIN AND CAP.
7. REMOVE EXISTING SECTION OF PIPING FOR NEW WORK TIE IN.
8. REMOVE EXISTING URINAL AND ASSOCIATED PIPING BACK TO MAIN. PREP FOR NEW WORK PER NEW WORK PLANS.
9. REMOVE EXISTING MOP SINK AND ASSOCIATED PIPING BACK TO MAIN. PREP FOR NEW WORK PER NEW WORK PLANS.

**ROOMS 1214 AND 1215:** AREA IS ASSUMED TO HAVE PIPE INSULATION THAT CONTAINS **ASBESTOS**. PER THE HAZARDOUS MATERIALS DRAWINGS FOR THIS BUILDING (DATED 11-09-21). EXTENT OF ASBESTOS IS NOT DETAILED ON THESE DRAWINGS AND INFORMATION IS FROM LIMITED SOURCES. THESE DRAWINGS DO NOT CONFIRM OR DENY THE LOCATION OF ASBESTOS. REFER TO HAZARDOUS MATERIAL GENERAL NOTES ON SHEET P0.2.


bond architects
222 SOUTH CENTRAL AVE.
SUITE# 501
ST. LOUIS, MO 63105
TEL: 314.863.4994
FAX: 314.863.4996
www.bondarchitectsinc.com
Bond Architects, Inc.
Missouri State Certificate of Authority # 2009027409

**Cole & Associates, Inc.**
Civil Engineer
Consultant Project #26-0064
Certificate of Authority #001165
401 S. 18th St., Suite 200
St. Louis, MO 63103
314.984.9887 tel

**CASE Engineering, Inc.**
Structural Engineer
Consultant Project BDA-MO-06-26
Certificate of Authority #001498
796 Merus Ct.
Fenton, MO 63026
636.349.1600 tel

**RTM Engineering Consultants**
MEP Engineer
Consultant Project #26.B00203.2171
Certificate of Authority #2002028690
3701 S. Lindbergh Blvd.
St. Louis, MO 63127
314.725.5889 tel


West High School
14653 Clayton Rd., Ballwin, MO 63011
Parkway PN #542501B
Building Renovation & Site Improvements

Parkway School District
363 N. Woods Mill Rd., Chesterfield, MO 63017
314.415.6231 tel

Project No: 26022

Revisions

| No. | Description | Date |
|---|---|---|
| | | |


This drawing and the details on it are the sole property of the architect and may be used for this specific project only. It shall not be loaned, copied or reproduced, in whole or in part, or for any other purpose or project without the written consent of the Architect.
Copyright © 2026 by Bond Architects, Inc.


STATE OF MISSOURI
JOEL R. WOLF
NUMBER
PE-2017019053
PROFESSIONAL ENGINEER

The Professional Architects seal affixed to this sheet applies only to the material and items shown on this sheet. All drawings, instruments or other documents not exhibiting this seal shall not be considered prepared by this architect, and this architect expressly disclaims any and all responsibility for such plan, drawings or documents not exhibiting this seal.

DATE: 10/23/2026

BID / PERMIT SET

ENLARGED DEMO PLANS - AREA A - PLUMBING

PD4.1

10/23/2026 10:41:28 AM

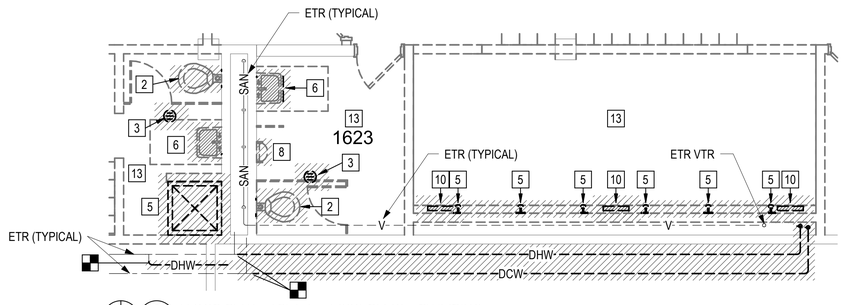


N 8 RD4.2 FLOOR PLAN - AREA A - 1623 DEMO - PLUMBING
1/4" = 1'-0"

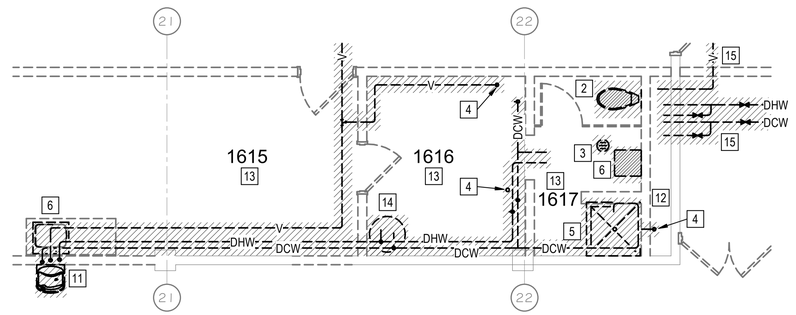


N G RD4.2 FLOOR PLAN - AREA A - 1615, 1616, 1617 DEMO - PLUMBING
1/4" = 1'-0"

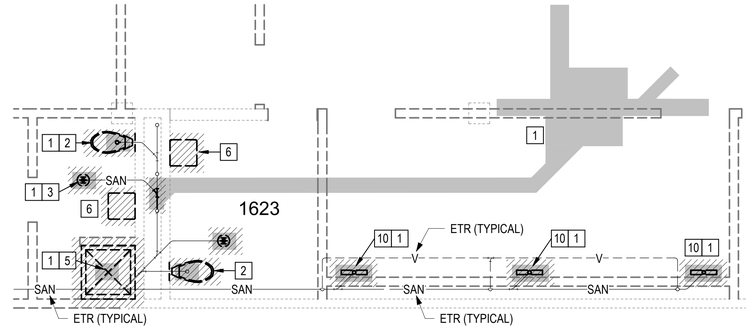


N 7 RD4.2 UNDERGROUND - AREA A - 1623 DEMO - PLUMBING
1/4" = 1'-0"

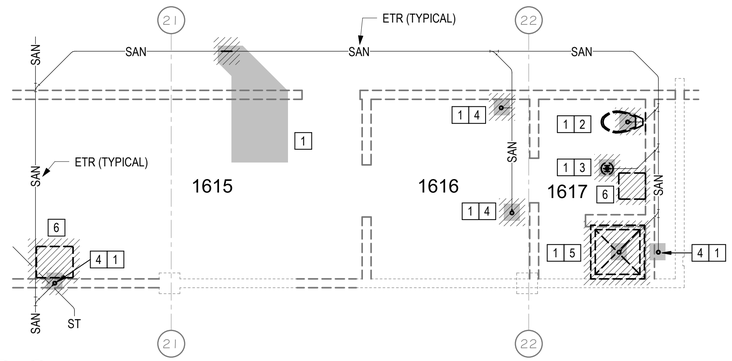


N 5 RD4.2 UNDERGROUND - AREA A - 1615, 1616, 1617 DEMO - PLUMBING
1/4" = 1'-0"

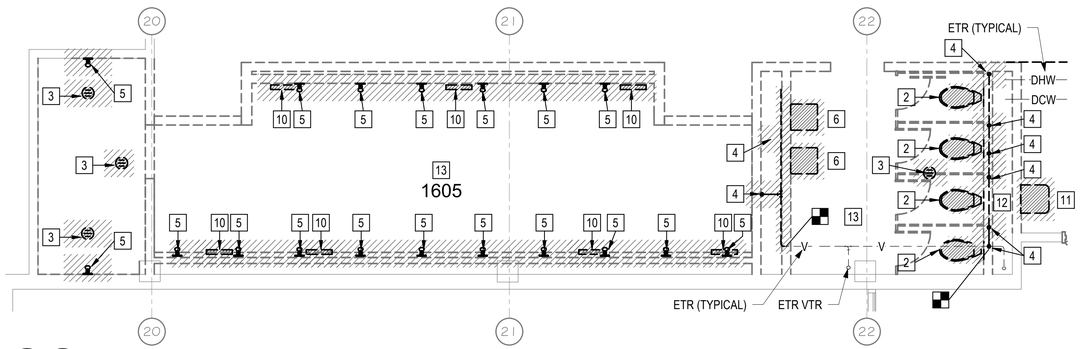


N 4 RD4.2 FLOOR PLAN - AREA A - 1605 & RR DEMO - PLUMBING
1/4" = 1'-0"

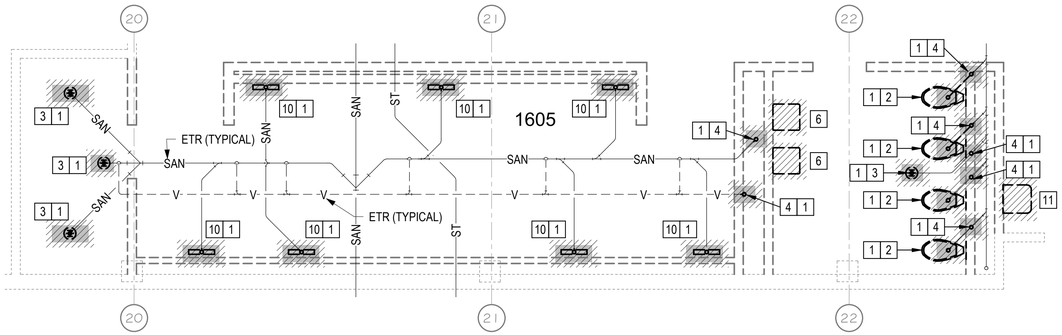


N 3 RD4.2 UNDERGROUND - AREA A - 1605 & RR DEMO - PLUMBING
1/4" = 1'-0"

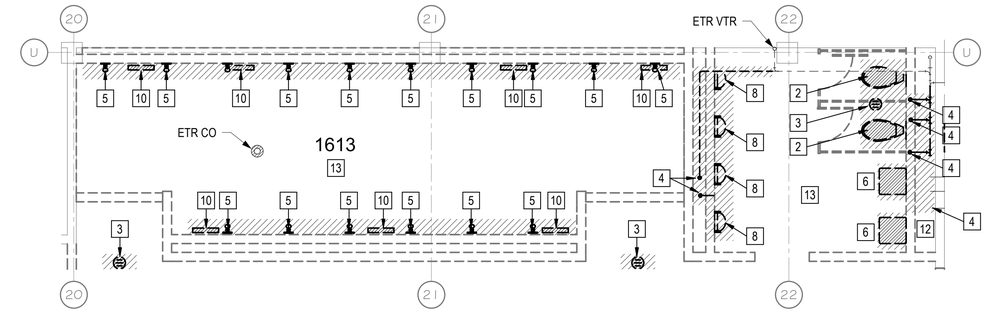


N 2 RD4.2 FLOOR PLAN - AREA A - 1613 & RR DEMO - PLUMBING
1/4" = 1'-0"

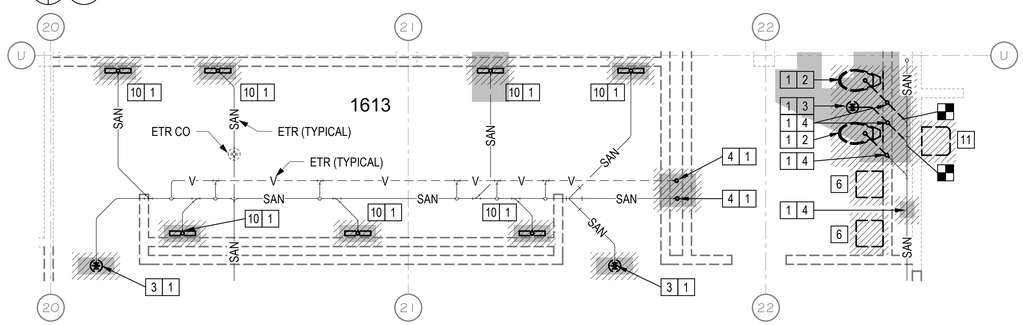


N 1 RD4.2 UNDERGROUND - AREA A - 1613 & RR DEMO - PLUMBING
1/4" = 1'-0"

## KEYED NOTES

1. SHADED AREA SHOWS APPROXIMATE EXTENT OF REQUIRED EXISTING SLAB REMOVAL TO PERFORM WORK BELOW SLAB. EXACT LOCATION AND SIZE IS SCHEMATIC AND FOR COORDINATION PURPOSES ONLY. CONTRACTOR SHALL UNDERSTAND EXTENT OF WORK BELOW SLAB AND DETERMINE AMOUNT OF SLAB TO BE REMOVED TO COMPLETE WORK AS DIRECTED. REFER TO NEW WORK PLANS FOR ANY ADDITIONAL WORK REQUIRED IN AREA.
2. REMOVE EXISTING WATER CLOSET, ASSOCIATED PIPING AND ROUGH-IN BACK TO NEAREST IN-USE MAIN. PREP FOR NEW WORK PER NEW WORK DRAWINGS.
3. REMOVE EXISTING FLOOR DRAIN PREP FOR NEW WORK PER NEW WORK DRAWINGS
4. REMOVE VERTICAL SANITARY/VENT TO BELOW SLAB. PREP AREA FOR REPLACEMENT SLAB. LOCATION IS SCHEMATIC AND ASSUMED PER EXISTING DRAWINGS, CONTRACTOR SHALL FIELD VERIFY LOCATION.
5. REMOVE EXISTING SHOWER AND ASSOCIATED HARDWARE AND FIXTURES. REMOVE ASSOCIATED WATER PIPING BACK TO MAIN AND CAP.
6. REMOVE EXISTING LAVATORY AND ASSOCIATED PIPING BACK TO MAIN AND CAP.
7. REMOVE EXISTING SECTION OF PIPING FOR NEW WORK TIE IN.
8. REMOVE EXISTING URINAL AND ASSOCIATED PIPING BACK TO MAIN. PREP FOR NEW WORK PER NEW WORK PLANS.
9. REMOVE DOMESTIC WATER PIPING IN AREA BACK TO MAIN. COORDINATE EXTENT WITH OVERALL DEMO PLAN.
10. REMOVE EXISTING SHOWER TRENCH DRAIN AND ASSOCIATED SANITARY PIPING TO BELOW SLAB AND CAP OR EXTEND PER NEW WORK PLANS.
11. REMOVE EXISTING DRINKING FOUNTAIN AND ASSOCIATED PIPING BACK TO MAIN. COORDINATE WITH NEW WORK PLANS.
12. REMOVE ALL ABANDONED PIPING IN CHASE BELOW NEW CEILING ELEVATION. NOT ALL PIPING SHOWN. COORDINATE WITH NEW WORK PLANS.
13. REMOVE ALL ABANDONED PIPING IN AREA BELOW NEW CEILING ELEVATION. NOT ALL PIPING SHOWN. COORDINATE WITH NEW WORK PLANS.
14. REMOVE EXISTING HOT WATER HEATER AND STORE IN A SAFE PLACE FOR OWNER'S REUSE. COORDINATE STORAGE LOCATION WITH OWNER.

**REFER TO SHEETS PD2.0A AND PD2.1A FOR HAZARDOUS MATERIAL LOCATIONS.** CROSSHATCHED AREA IS ASSUMED TO HAVE PIPE INSULATION AND CEILING JOINT COMPOUND THAT CONTAINS **ASBESTOS**. PER THE HAZARDOUS MATERIALS DRAWINGS FOR THIS BUILDING DATED 11-09-21. EXTENT OF ASBESTOS IS NOT DETAILED ON THESE DRAWINGS AND INFORMATION IS FROM LIMITED SOURCES. THESE DRAWINGS DO NOT CONFIRM OR DENY THE LOCATION OF ASBESTOS. REFER TO HAZARDOUS MATERIAL GENERAL NOTES ON SHEET P0.2.


bond architects
222 SOUTH CENTRAL AVE.
SUITE# 501
ST. LOUIS, MO 63105
TEL: 314.863.4994
FAX: 314.863.4996
www.bondarchitectsinc.com
Bond Architects, Inc.
Missouri State Certificate of Authority # 2009027409

**Cole & Associates, Inc.**
Civil Engineer
Consultant Project #26-0064
Certificate of Authority #001165
401 S. 18th St., Suite 200
St. Louis, MO 63103
314.984.9887 tel

**CASE Engineering, Inc.**
Structural Engineer
Consultant Project BDA-MO-06-26
Certificate of Authority #001498
796 Merus Ct.
Fenton, MO 63026
636.349.1600 tel

**RTM Engineering Consultants**
MEP Engineer
Consultant Project #26.B00203.2171
Certificate of Authority #2002028690
3701 S. Lindbergh Blvd.
St. Louis, MO 63127
314.725.5889 tel


West High School
14653 Clayton Rd., Ballwin, MO 63011
Parkway PN #542501B
Building Renovation & Site Improvements

Parkway School District
363 N. Woods Mill Rd., Chesterfield, MO 63017
314.415.8231 tel

Project No: 26022

Revisions

| No. | Description | Date |
|---|---|---|
| | | |


This drawing and the details on it are the sole property of the architect and may be used for this specific project only. It shall not be loaned, copied or reproduced, in whole or in part, or for any other purpose or project without the written consent of the Architect. Copyright © 2026 by Bond Architects, Inc.


STATE OF MISSOURI
JOHN R. VAGT
NUMBER PE-2017019033
PROFESSIONAL ENGINEER

The Professional Architects seal affixed to this sheet applies only to the material and items shown on this sheet. All drawings, instruments or other documents not exhibiting this seal shall not be considered prepared by this architect, and this architect expressly disclaims any and all responsibility for such plan, drawings or documents not exhibiting this seal.

DATE: 10/23/2026

BID / PERMIT SET

# ENLARGED DEMO PLANS - AREA A - PLUMBING

# PD4.2

10/23/2026 10:41:33 AM

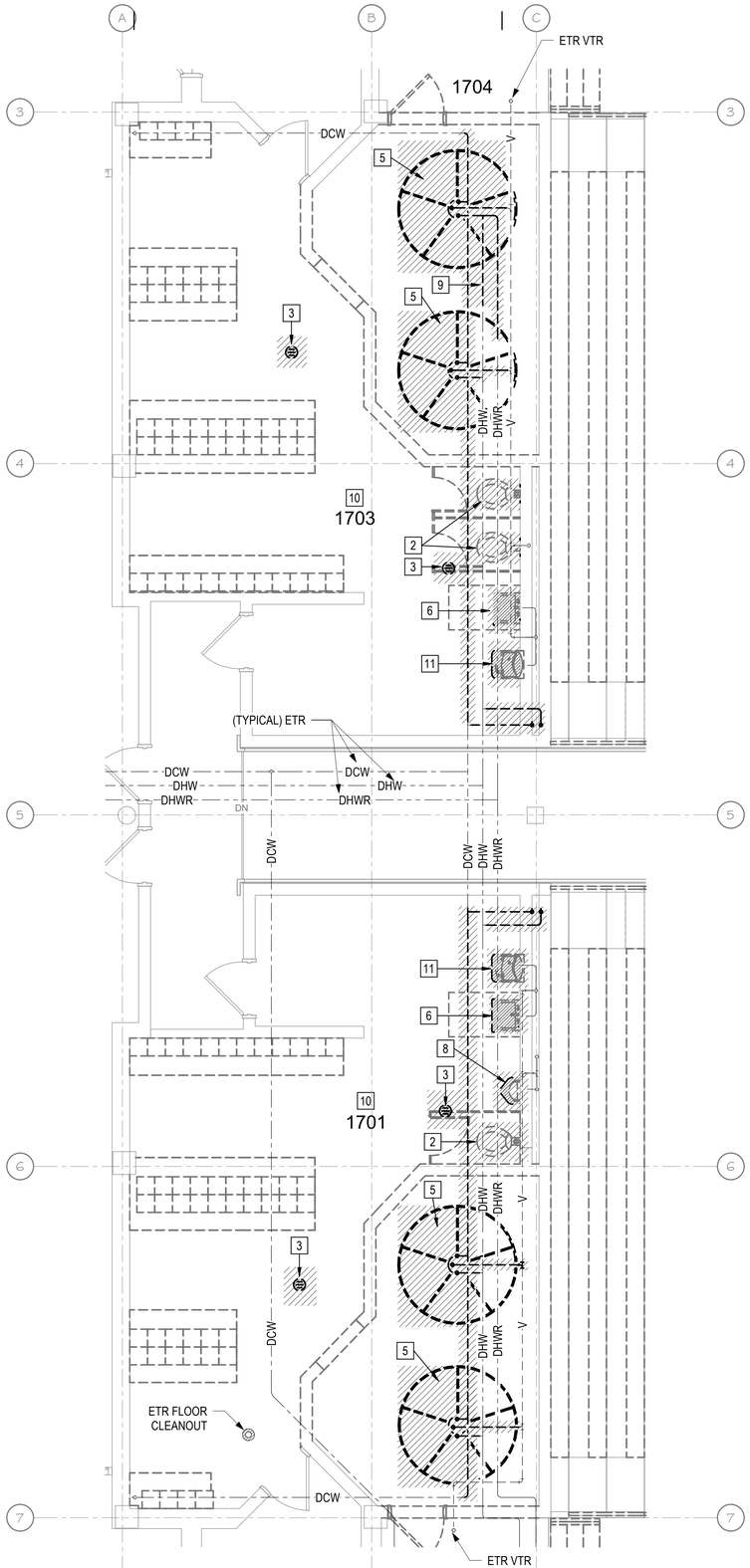


2 FIRST FLOOR DEMO - AREA B - 1701 & 1703 - PLUMBING
RD4.3 1/4" = 1'-0"

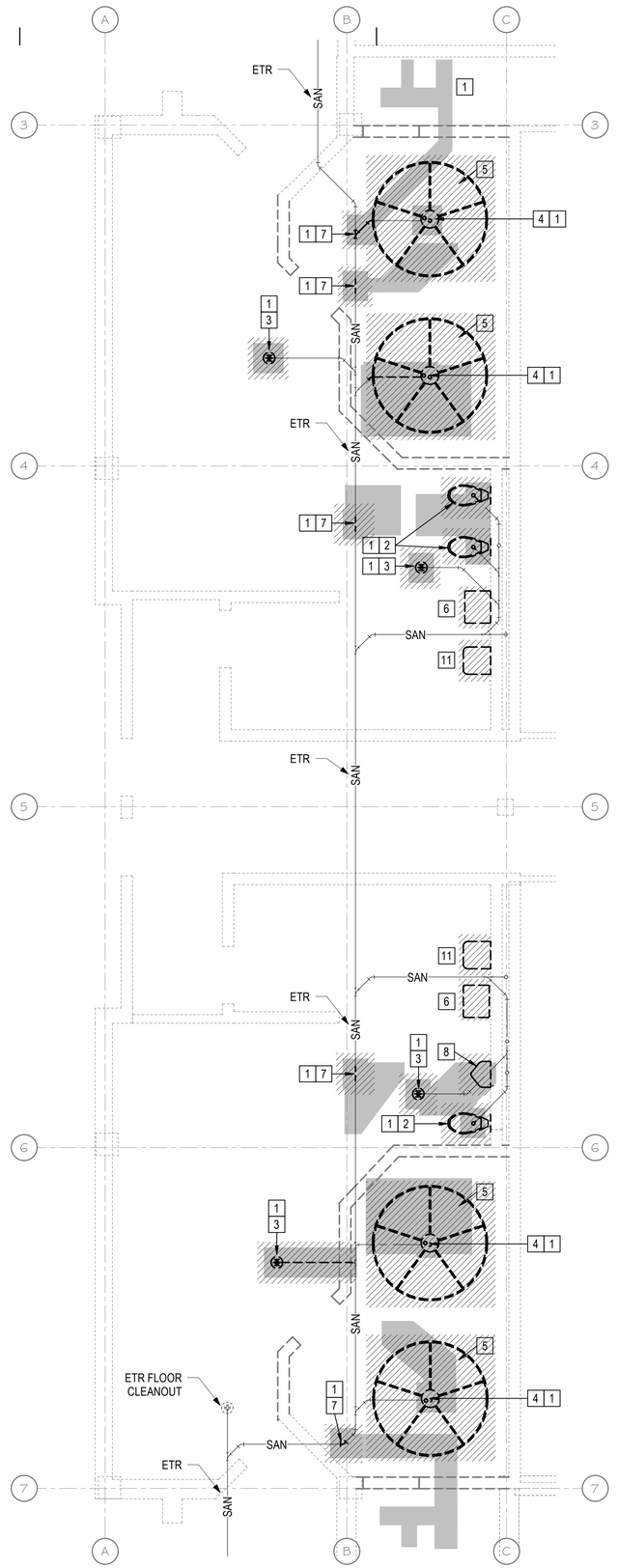


1 UNDERGROUND DEMO - AREA B - 1701 & 1703 - PLUMBING
RD4.3 1/4" = 1'-0"

## KEYED NOTES

1. SHADED AREA SHOWS APPROXIMATE EXTENT OF REQUIRED EXISTING SLAB REMOVAL TO PERFORM WORK BELOW SLAB. EXACT LOCATION AND SIZE IS SCHEMATIC AND FOR COORDINATION PURPOSES ONLY. CONTRACTOR SHALL UNDERSTAND EXTENT OF WORK BELOW SLAB AND DETERMINE AMOUNT OF SLAB TO BE REMOVED TO COMPLETE WORK AS DIRECTED. REFER TO NEW WORK PLANS FOR ANY ADDITIONAL WORK REQUIRED IN AREA.
2. REMOVE EXISTING WATER CLOSET, ASSOCIATED PIPING AND ROUGH-IN BACK TO NEAREST IN-USE MAIN. PREP FOR NEW WORK PER NEW WORK DRAWINGS.
3. REMOVE EXISTING FLOOR DRAIN PREP FOR NEW WORK PER NEW WORK DRAWINGS
4. REMOVE VERTICAL SANITARY/VENT TO BELOW SLAB. PREP AREA FOR REPLACEMENT SLAB. LOCATION IS SCHEMATIC AND ASSUMED PER EXISTING DRAWINGS, CONTRACTOR SHALL FIELD VERIFY LOCATION.
5. REMOVE EXISTING SHOWER AND ASSOCIATED HARDWARE AND FIXTURES. REMOVE ASSOCIATED WATER PIPING BACK TO MAIN AND CAP.
6. REMOVE EXISTING LAVATORY AND ASSOCIATED PIPING BACK TO MAIN AND CAP.
7. REMOVE EXISTING SECTION OF PIPING FOR NEW WORK TIE IN.
8. REMOVE EXISTING URINAL AND ASSOCIATED PIPING BACK TO MAIN. PREP FOR NEW WORK PER NEW WORK PLANS.
9. REMOVE DOMESTIC WATER PIPING IN AREA BACK TO MAIN. COORDINATE EXTENT WITH OVERALL DEMO PLAN.
10. REMOVE ALL ABANDONED PIPING IN AREA BELOW NEW CEILING ELEVATION. NOT ALL PIPING SHOWN. COORDINATE WITH NEW WORK PLANS.
11. REMOVE EXISTING DRINKING FOUNTAIN AND ASSOCIATED PIPING BACK TO MAIN. COORDINATE WITH NEW WORK PLANS.


bond architects
222 SOUTH CENTRAL AVE.
SUITE# 501
ST. LOUIS, MO 63105
TEL: 314.863.4994
FAX: 314.863.4996
www.bondarchitectsinc.com
Bond Architects, Inc.
Missouri State Certificate of Authority # 2009027409

**Cole & Associates, Inc.**
Civil Engineer
Consultant Project #26-0064
Certificate of Authority #001165
401 S. 18th St., Suite 200
St. Louis, MO 63103
314.984.9887 tel

**CASE Engineering, Inc.**
Structural Engineer
Consultant Project BDA-MO-06-26
Certificate of Authority #001498
796 Merus Ct.
Fenton, MO 63026
636.349.1600 tel

**RTM Engineering Consultants**
MEP Engineer
Consultant Project #26.B00203.2171
Certificate of Authority #2002028690
3701 S. Lindbergh Blvd.
St. Louis, MO 63127
314.725.5889 tel


West High School
14653 Clayton Rd., Ballwin, MO 63011
Parkway PN #542501B
Building Renovation & Site Improvements

Parkway School District
363 N. Woods Mill Rd., Chesterfield, MO 63017
314.415.6231 tel

Project No: 26022

Revisions

| No. | Description | Date |
|---|---|---|
| | | |


This drawing and the details on it are the sole property of the architect and may be used for this specific project only. It shall not be loaned, copied or reproduced, in whole or in part, or for any other purpose or project without the written consent of the Architect.
Copyright © 2026 by Bond Architects, Inc.


STATE OF MISSOURI
JOHN R. VOGT
NUMBER
PE-2017019053
PROFESSIONAL ENGINEER

The Professional Architects seal affixed to this sheet applies only to the material and items shown on this sheet. All drawings, instruments or other documents not exhibiting this seal shall not be considered prepared by this architect, and this architect expressly disclaims any and all responsibility for such plan, drawings or documents not exhibiting this seal.

DATE: 10/23/2026

BID / PERMIT SET

# ENLARGED DEMO PLANS - AREA B - PLUMBING

# PD4.3

10/23/2026 10:41:37 AM

SCALE: 3" = 1'-0" 0 0.25 0.5 1
SCALE: 1 1/2" = 1'-0" 0 0.5 1 2
SCALE: 1" = 1'-0" 0 0.5 1 2
SCALE: 3/4" = 1'-0" 0 1 2 3
SCALE: 1/2" = 1'-0" 0 1 2 4
SCALE: 1/4" = 1'-0" 0 2 4 8
SCALE: 1/8" = 1'-0" 0 4 8 16
SCALE: 1/16" = 1'-0" 0 8 16 32

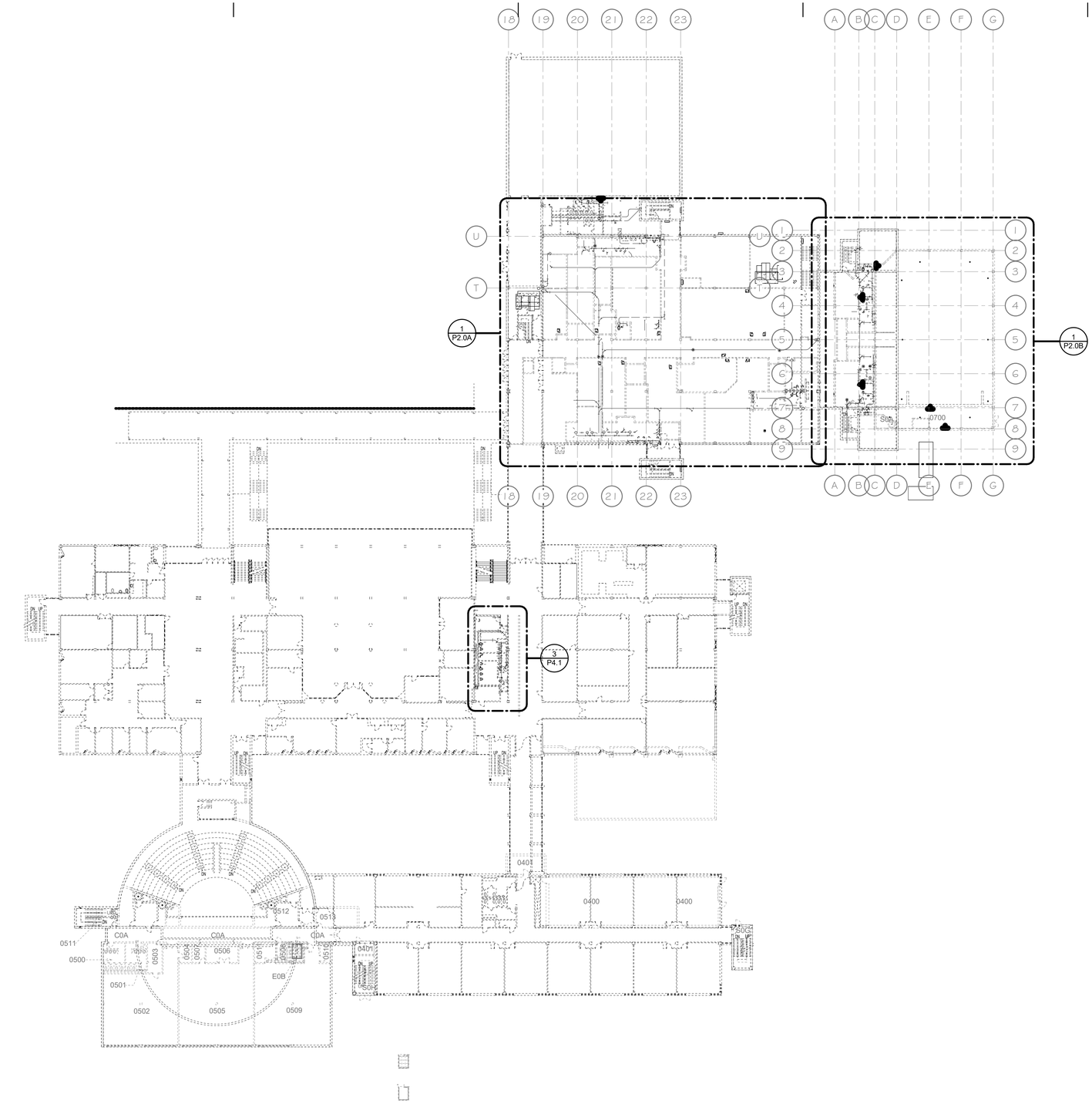


N 1 P2.0 UNDERGROUND - OVERALL - PLUMBING
1/32" = 1'-0"

10/23/2026 10:41:39 AM

SCALE: 3" = 1'-0" 0 0.25' 0.5' 1'
SCALE: 1 1/2" = 1'-0" 0 0.5' 1' 2'
SCALE: 1" = 1'-0" 0 0.5' 1' 2'
SCALE: 3/4" = 1'-0" 0 1' 2' 3'
SCALE: 1/2" = 1'-0" 0 1' 2' 4'
SCALE: 1/4" = 1'-0" 0 2' 4' 8'
SCALE: 1/8" = 1'-0" 0 4' 8' 16'
SCALE: 1/16" = 1'-0" 0 8' 16' 32'


bond architects
222 SOUTH CENTRAL AVE.
SUITE# 501
ST. LOUIS, MO 63105
TEL: 314.863.4994
FAX: 314.863.4996
www.bondarchitectsinc.com
Bond Architects, Inc.
Missouri State Certificate of Authority # 2009027409

**Cole & Associates, Inc.**
Civil Engineer
Consultant Project #26-0064
Certificate of Authority #001165
401 S. 18th St., Suite 200
St. Louis, MO 63103
314.984.9887 tel

**CASE Engineering, Inc.**
Structural Engineer
Consultant Project BDA-MO-06-26
Certificate of Authority #001498
796 Merus Ct.
Fenton, MO 63026
636.349.1600 tel

**RTM Engineering Consultants**
MEP Engineer
Consultant Project #26.B00203.2171
Certificate of Authority #2002028690
3701 S. Lindbergh Blvd.
St. Louis, MO 63127
314.725.5889 tel


West High School
14653 Clayton Rd., Ballwin, MO 63011
Parkway PN #542501B
Building Renovation & Site Improvements

Parkway School District
363 N. Woods Mill Rd., Chesterfield, MO 63017
314.415.8231 tel

Project No: 26022

Revisions

| No. | Description | Date |
|---|---|---|
| | | |
| | | |
| | | |
| | | |
| | | |
| | | |


This drawing and the details on it are the sole property of the architect and may be used for this specific project only. It shall not be loaned, copied or reproduced, in whole or in part, or for any other purpose or project without the written consent of the Architect. Copyright © 2026 by Bond Architects, Inc.


STATE OF MISSOURI
JOEL R. MOSER
NUMBER PE-2017019055
PROFESSIONAL ENGINEER

The Professional Architects seal affixed to this sheet applies only to the material and items shown on this sheet. All drawings, instruments or other documents not exhibiting this seal shall not be considered prepared by this architect, and this architect expressly disclaims any and all responsibility for such plan, drawings or documents not exhibiting this seal.

DATE: 10/23/2026

BID / PERMIT SET

# UNDERGROUND PLAN - OVERALL - PLUMBING

P2.0

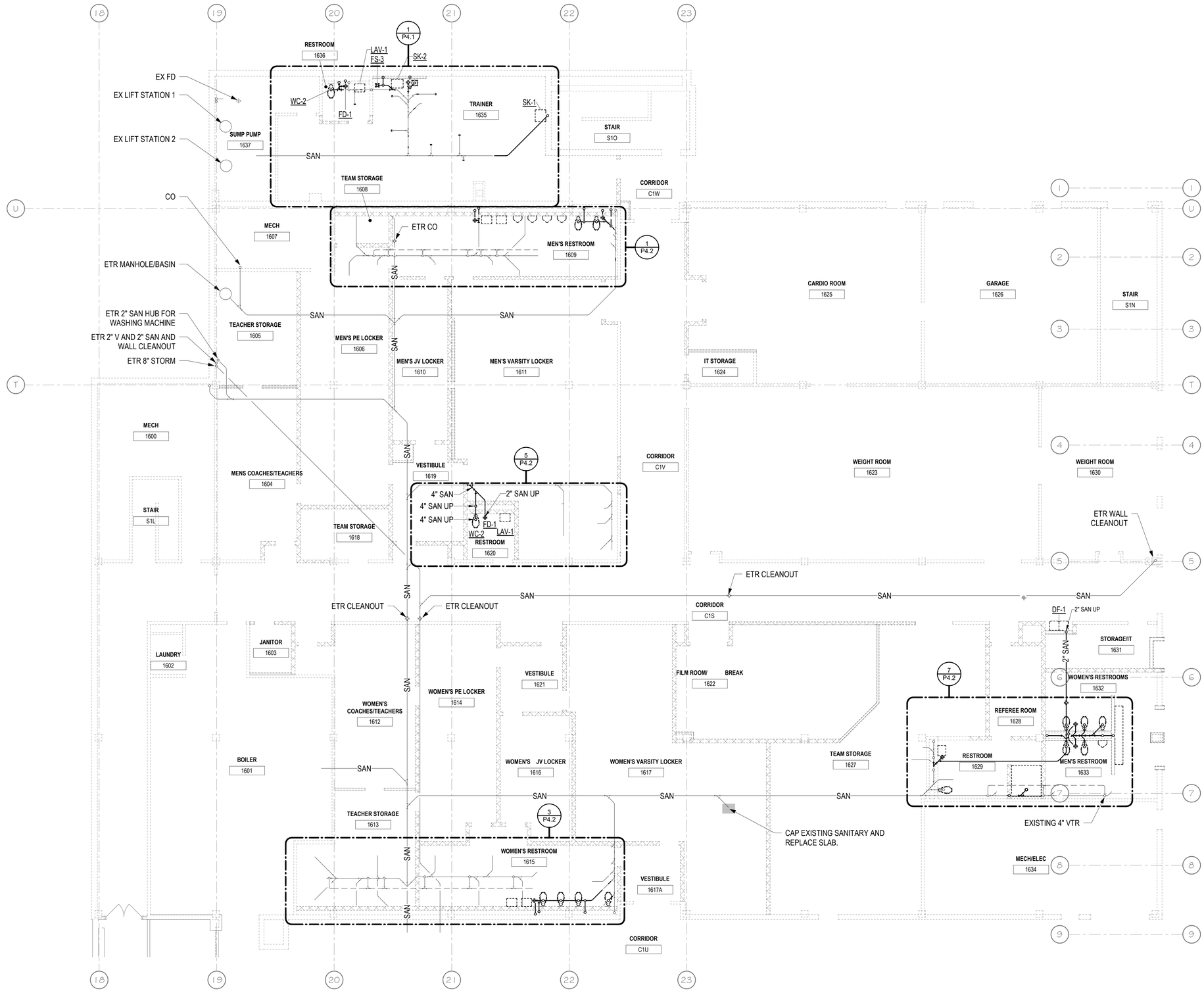


N

1 / A2.0A UNDERGROUND - AREA A - PLUMBING
1/8" = 1'-0"

10/23/2026 10:41:41 AM


bond architects
222 SOUTH CENTRAL AVE.
SUITE# 501
ST. LOUIS, MO 63105
TEL: 314.863.4994
FAX: 314.863.4996
www.bondarchitectsinc.com
Bond Architects, Inc.
Missouri State Certificate of Authority # 2009027409

**Cole & Associates, Inc.**
Civil Engineer
Consultant Project #26-0064
Certificate of Authority #001165
401 S. 18th St., Suite 200
St. Louis, MO 63103
314.984.9887 tel

**CASE Engineering, Inc.**
Structural Engineer
Consultant Project BDA-MO-06-26
Certificate of Authority #001498
796 Merus Ct.
Fenton, MO 63026
636.349.1600 tel

**RTM Engineering Consultants**
MEP Engineer
Consultant Project #26.B00203.2171
Certificate of Authority #2002028690
3701 S. Lindbergh Blvd.
St. Louis, MO 63127
314.725.5889 tel


West High School
14653 Clayton Rd., Ballwin, MO 63011
Parkway PN #542501B
Building Renovation & Site Improvements

Parkway School District
363 N. Woods Mill Rd., Chesterfield, MO 63017
314.415.8231 tel

Project No: 26022

Revisions

| No. | Description | Date |
|---|---|---|
| | | |


This drawing and the details on it are the sole property of the architect and may be used for this specific project only. It shall not be loaned, copied or reproduced, in whole or in part, or for any other purpose or project without the written consent of the Architect. Copyright © 2026 by Bond Architects, Inc.


STATE OF MISSOURI
JOEL R. WAGY
NUMBER
PE-2017019033
PROFESSIONAL ENGINEER

The Professional Architects seal affixed to this sheet applies only to the material and items shown on this sheet. All drawings, instruments or other documents not exhibiting this seal shall not be considered prepared by this architect, and this architect expressly disclaims any and all responsibility for such plan, drawings or documents not exhibiting this seal.

DATE: 10/23/2026

BID / PERMIT SET

# UNDERGROUND PLAN - AREA A - PLUMBING

P2.0A

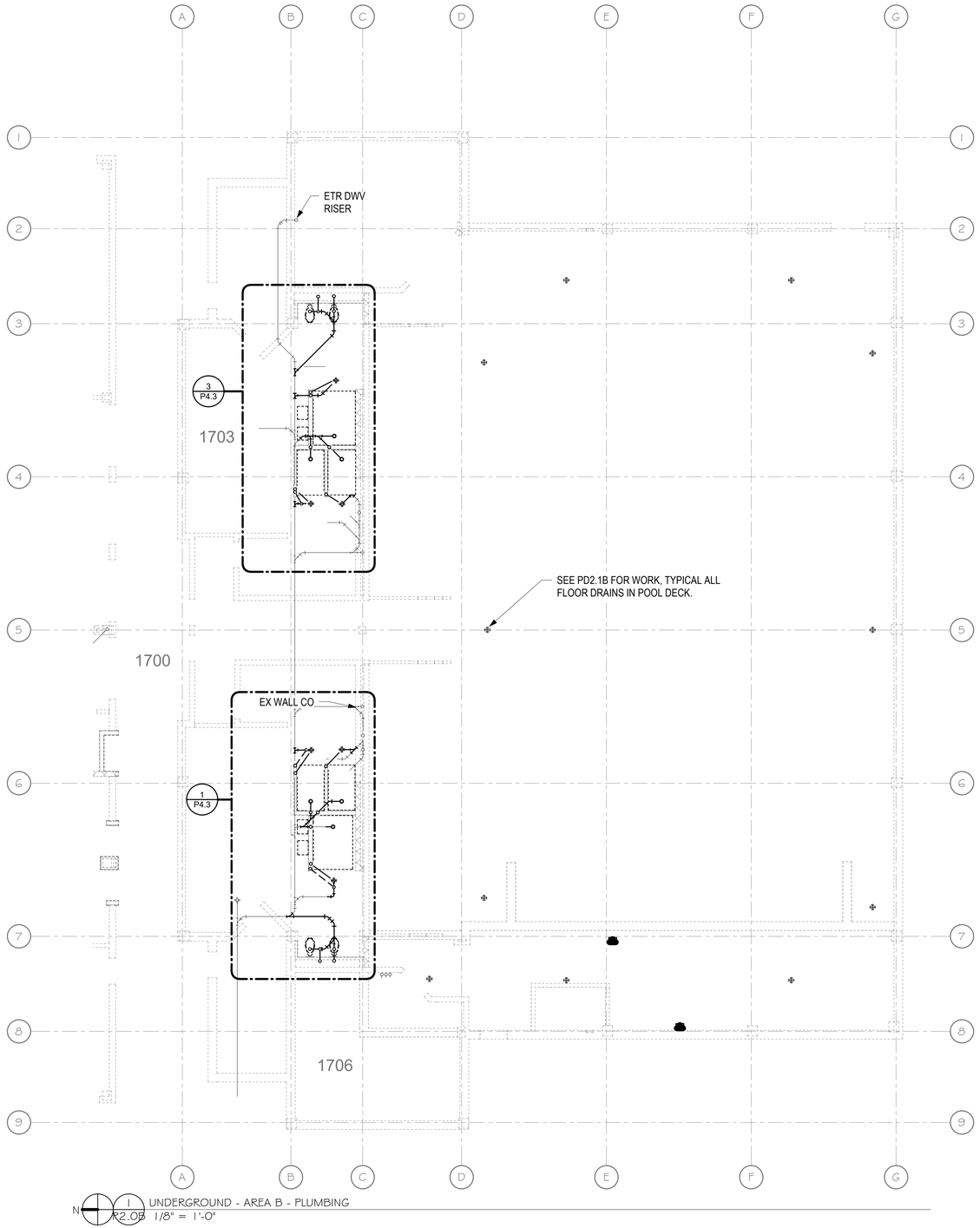


N 1 P2.0B UNDERGROUND - AREA B - PLUMBING
1/8" = 1'-0"

10/23/2026 10:41:43 AM


bond
architects
222 SOUTH CENTRAL AVE.
SUITE# 501
ST. LOUIS, MO 63105
TEL: 314.863.4994
FAX: 314.863.4996
www.bondarchitectsinc.com
Bond Architects, Inc.
Missouri State Certificate of Authority # 2009027409

**Cole & Associates, Inc.**
Civil Engineer
Consultant Project #26-0064
Certificate of Authority #001165
401 S. 18th St., Suite 200
St. Louis, MO 63103
314.984.9887 tel

**CASE Engineering, Inc.**
Structural Engineer
Consultant Project BDA-MO-06-26
Certificate of Authority #001498
796 Merus Ct.
Fenton, MO 63026
636.349.1600 tel

**RTM Engineering Consultants**
MEP Engineer
Consultant Project #26.B00203.2171
Certificate of Authority #2002028690
3701 S. Lindbergh Blvd.
St. Louis, MO 63127
314.725.5889 tel


West High School
14653 Clayton Rd., Ballwin, MO 63011
Parkway PN #542501B
Building Renovation & Site Improvements

Parkway School District
363 N. Woods Mill Rd., Chesterfield, MO 63017
314.415.8231 tel

Project No: 26022

Revisions

| No. | Description | Date |
|---|---|---|
| | | |
| | | |
| | | |
| | | |
| | | |
| | | |
| | | |


This drawing and the details on it are the sole property of the architect and may be used for this specific project only. It shall not be loaned, copied or reproduced, in whole or in part, or for any other purpose or project without the written consent of the Architect.
Copyright © 2026 by Bond Architects, Inc.


STATE OF MISSOURI
JOHN R. VOGT
NUMBER
PE-2017019053
PROFESSIONAL ENGINEER

The Professional Architects seal affixed to this sheet applies only to the material and items shown on this sheet. All drawings, instruments or other documents not exhibiting this seal shall not be considered prepared by this architect, and this architect expressly disclaims any and all responsibility for such plan, drawings or documents not exhibiting this seal.

DATE: 10/23/2026

BID / PERMIT SET

# UNDERGROUND PLAN - AREA B - PLUMBING

P2.0B

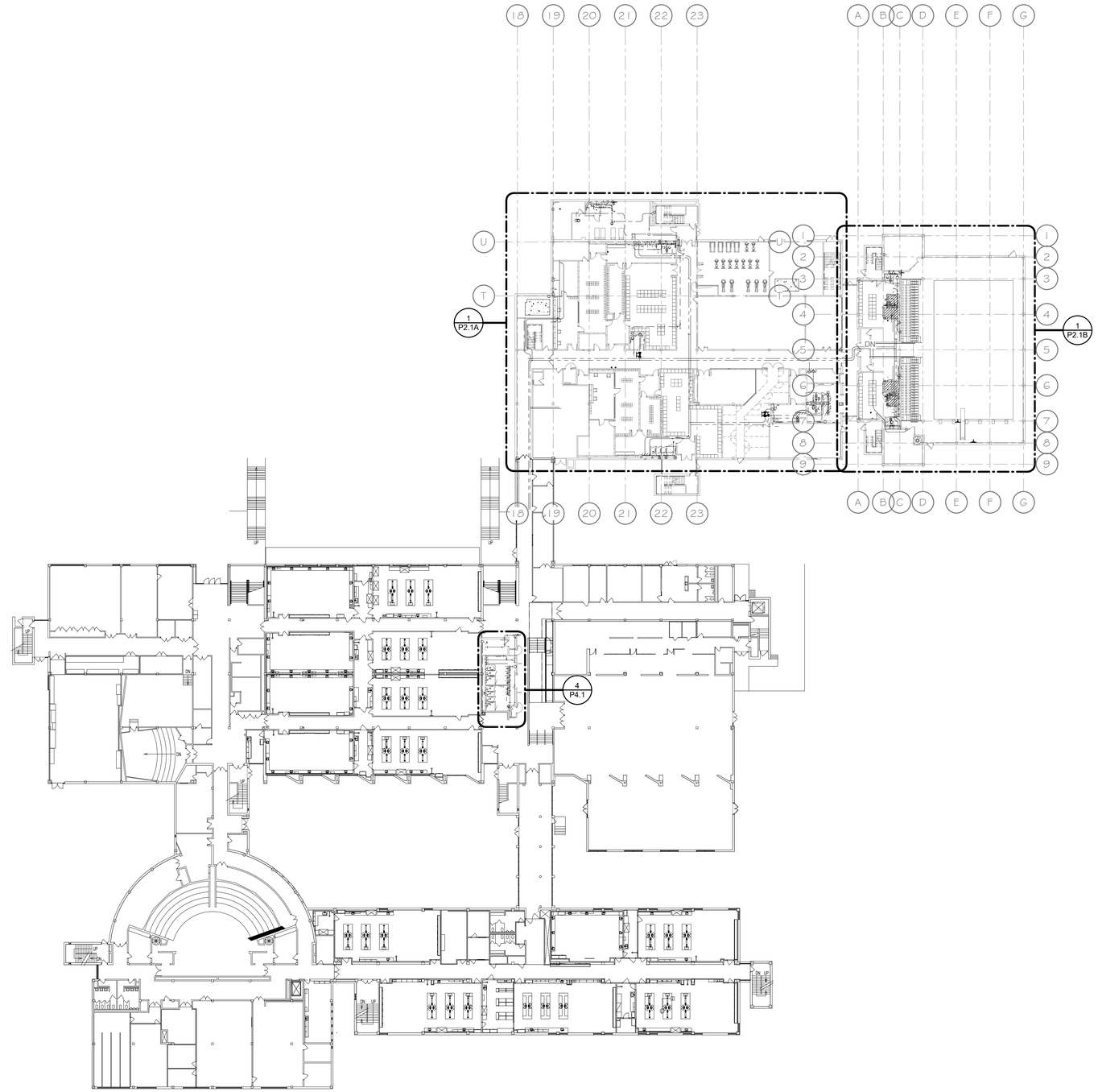


N 1 P2.1 FIRST FLOOR - OVERALL - PLUMBING
1/32" = 1'-0"

10/23/2026 10:41:55 AM


bond architects
222 SOUTH CENTRAL AVE.
SUITE# 501
ST. LOUIS, MO 63105
TEL: 314.863.4994
FAX: 314.863.4996
www.bondarchitectsinc.com
Bond Architects, Inc.
Missouri State Certificate of Authority # 2009027409

**Cole & Associates, Inc.**
Civil Engineer
Consultant Project #26-0064
Certificate of Authority #001165
401 S. 18th St., Suite 200
St. Louis, MO 63103
314.984.9887 tel

**CASE Engineering, Inc.**
Structural Engineer
Consultant Project BDA-MO-06-26
Certificate of Authority #001498
796 Merus Ct.
Fenton, MO 63026
636.349.1600 tel

**RTM Engineering Consultants**
MEP Engineer
Consultant Project #26.B00203.2171
Certificate of Authority #2002028690
3701 S. Lindbergh Blvd.
St. Louis, MO 63127
314.725.5889 tel


West High School
14653 Clayton Rd., Ballwin, MO 63011
Parkway PN #542501B
Building Renovation & Site Improvements

Parkway School District
363 N. Woods Mill Rd., Chesterfield, MO 63017
314.415.8231 tel

Project No: 26022

Revisions

| No. | Description | Date |
|---|---|---|
| | | |
| | | |
| | | |
| | | |
| | | |
| | | |


This drawing and the details on it are the sole property of the architect and may be used for this specific project only. It shall not be loaned, copied or reproduced, in whole or in part, or for any other purpose or project without the written consent of the Architect.
Copyright © 2026 by Bond Architects, Inc.


STATE OF MISSOURI
JOEL R. [illegible]
NUMBER
PE-2017019052
PROFESSIONAL ENGINEER

The Professional Architects seal affixed to this sheet applies only to the material and items shown on this sheet. All drawings, instruments or other documents not exhibiting this seal shall not be considered prepared by this architect, and this architect expressly disclaims any and all responsibility for such plan, drawings or documents not exhibiting this seal.

DATE: 10/23/2026

BID / PERMIT SET

# FIRST FLOOR PLAN - OVERALL - PLUMBING

P2.1

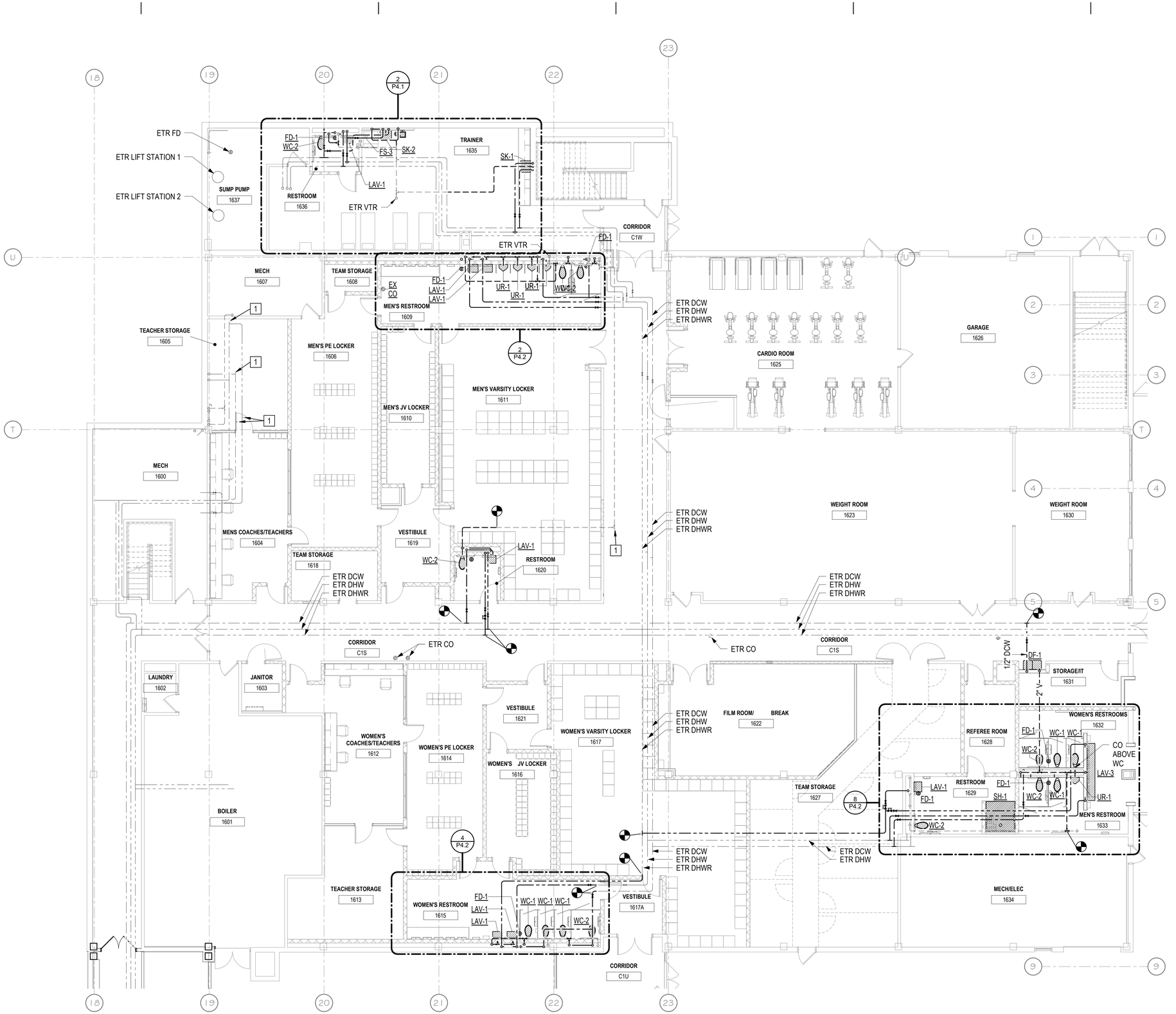


N

FIRST FLOOR - AREA A - PLUMBING
1 / P2.1A 1/8" = 1'-0"

10/23/2026 10:41:59 AM


bond architects
222 SOUTH CENTRAL AVE.
SUITE# 501
ST. LOUIS, MO 63105
TEL: 314.863.4994
FAX: 314.863.4996
www.bondarchitectsinc.com
Bond Architects, Inc.
Missouri State Certificate of Authority # 2009027409

**Cole & Associates, Inc.**
Civil Engineer
Consultant Project #26-0064
Certificate of Authority #001165
401 S. 18th St., Suite 200
St. Louis, MO 63103
314.984.9887 tel

**CASE Engineering, Inc.**
Structural Engineer
Consultant Project BDA-MO-06-26
Certificate of Authority #001498
796 Merus Ct.
Fenton, MO 63026
636.349.1600 tel

**RTM Engineering Consultants**
MEP Engineer
Consultant Project #26.B00203.2171
Certificate of Authority #2002028690
3701 S. Lindbergh Blvd.
St. Louis, MO 63127
314.725.5889 tel


West High School
14653 Clayton Rd., Ballwin, MO 63011
Parkway PN #542501B
Building Renovation & Site Improvements

Parkway School District
363 N. Woods Mill Rd., Chesterfield, MO 63017
314.415.8231 tel

Project No: 26022

Revisions

| No. | Description | Date |
|---|---|---|
| | | |


This drawing and the details on it are the sole property of the architect and may be used for this specific project only. It shall not be loaned, copied or reproduced, in whole or in part, or for any other purpose or project without the written consent of the Architect. Copyright © 2026 by Bond Architects, Inc.


STATE OF MISSOURI
JOEL R. HIGH
NUMBER
PE-2017019033
PROFESSIONAL ENGINEER

The Professional Architects seal affixed to this sheet applies only to the material and items shown on this sheet. All drawings, instruments or other documents not exhibiting this seal shall not be considered prepared by this architect, and this architect expressly disclaims any and all responsibility for such plan, drawings or documents not exhibiting this seal.

DATE: 10/23/2026

BID / PERMIT SET

# FIRST FLOOR PLAN - AREA A - PLUMBING

# P2.1A

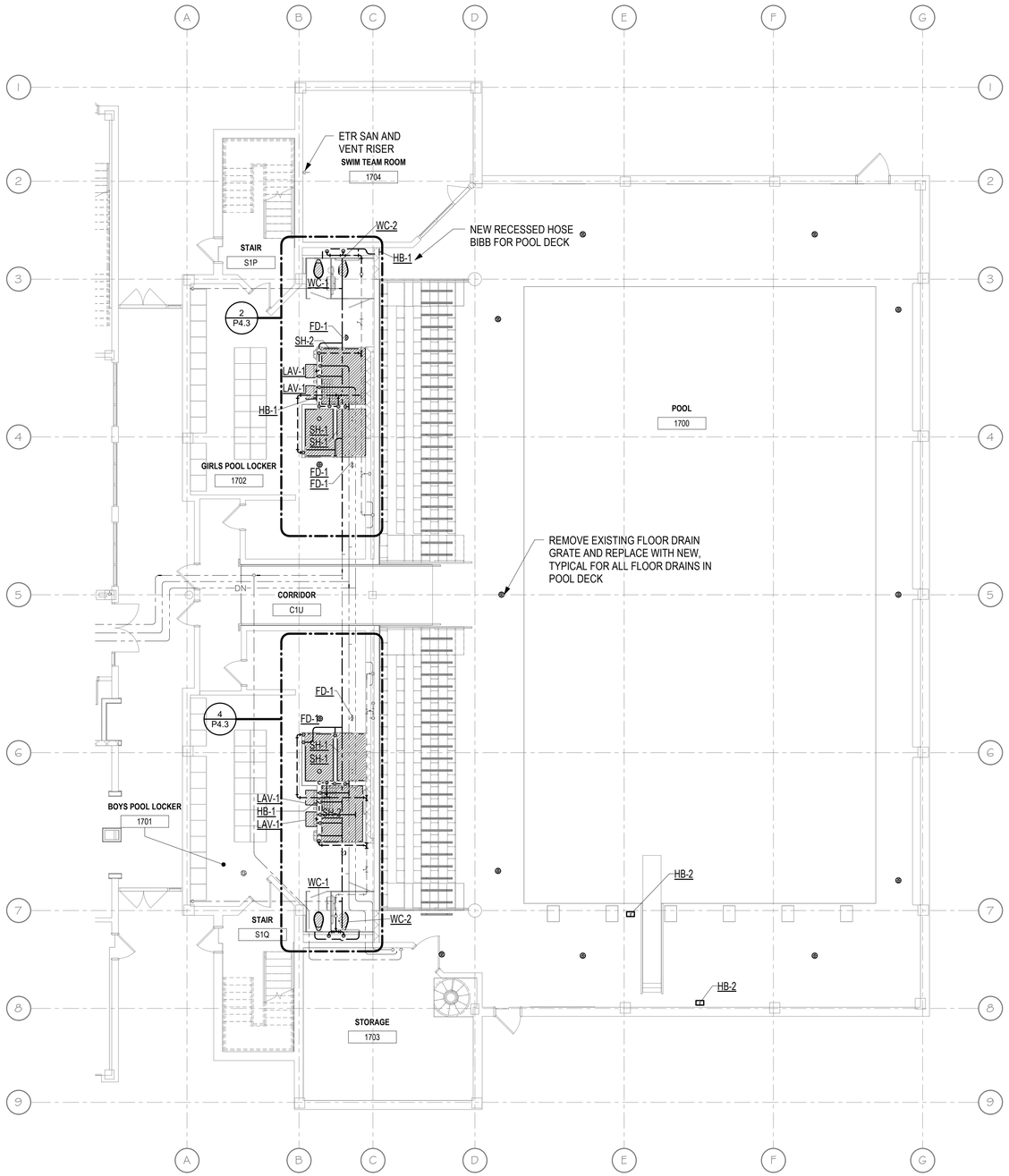


N

1 / P2.1B

FIRST FLOOR - AREA B - PLUMBING

1/8" = 1'-0"

10/23/2026 10:42:00 AM


bond architects

222 SOUTH CENTRAL AVE.
SUITE# 501
ST. LOUIS, MO 63105
TEL: 314.863.4994
FAX: 314.863.4996
www.bondarchitectsinc.com
Bond Architects, Inc.
Missouri State Certificate of Authority # 2009027409

**Cole & Associates, Inc.**
Civil Engineer
Consultant Project #26-0064
Certificate of Authority #001165
401 S. 18th St., Suite 200
St. Louis, MO 63103
314.984.9887 tel

**CASE Engineering, Inc.**
Structural Engineer
Consultant Project BDA-MO-06-26
Certificate of Authority #001498
796 Merus Ct.
Fenton, MO 63026
636.349.1600 tel

**RTM Engineering Consultants**
MEP Engineer
Consultant Project #26.B00203.2171
Certificate of Authority #2002028690
3701 S. Lindbergh Blvd.
St. Louis, MO 63127
314.725.5889 tel


West High School
14653 Clayton Rd., Ballwin, MO 63011
Parkway PN #542501B
Building Renovation & Site Improvements

Parkway School District
363 N. Woods Mill Rd., Chesterfield, MO 63017
314.415.6231 tel

Project No: 26022

Revisions

| No. | Description | Date |
|---|---|---|
| | | |


This drawing and the details on it are the sole property of the architect and may be used for this specific project only. It shall not be loaned, copied or reproduced, in whole or in part, or for any other purpose or project without the written consent of the Architect.
Copyright © 2026 by Bond Architects, Inc.


STATE OF MISSOURI
JOEL R. [illegible]
NUMBER
PE-2017019053
PROFESSIONAL ENGINEER

The Professional Architects seal affixed to this sheet applies only to the material and items shown on this sheet. All drawings, instruments or other documents not exhibiting this seal shall not be considered prepared by this architect, and this architect expressly disclaims any and all responsibility for such plan, drawings or documents not exhibiting this seal.

DATE: 10/23/2026

BID / PERMIT SET

# FIRST FLOOR PLAN - AREA B - PLUMBING

P2.1B

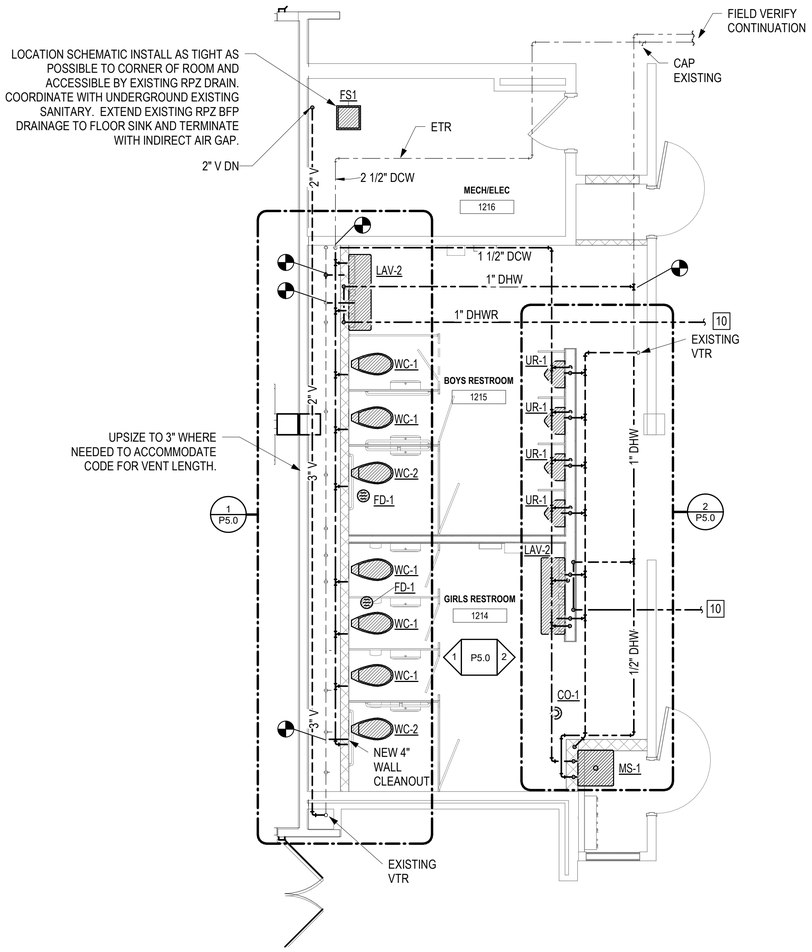


N 4 P4.1 FIRST FLOOR - AREA A - 1214 & 1215 - PLUMBING
1/4" = 1'-0"

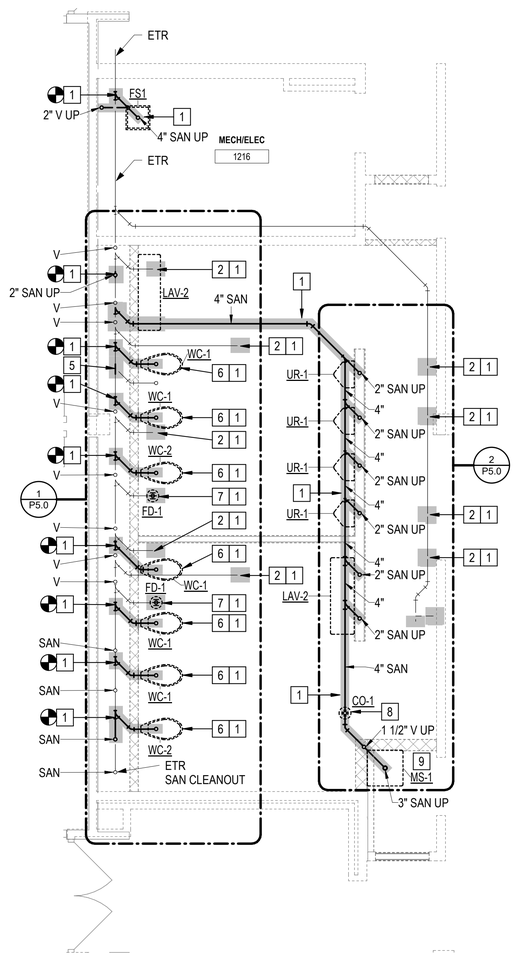


N 3 P4.1 UNDERGROUND - AREA A - 1214 & 1215 - PLUMBING
1/4" = 1'-0"

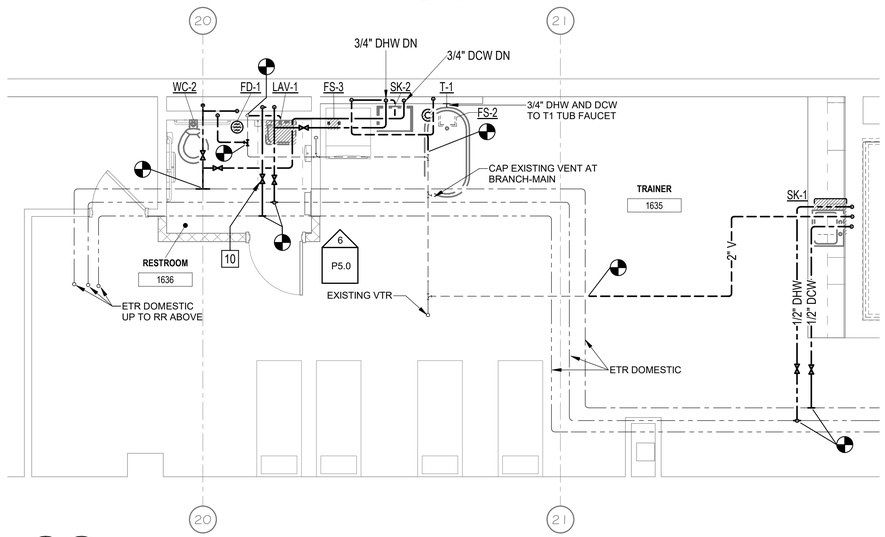


N 2 P4.1 FIRST FLOOR - AREA A - 1635 & 1636 - PLUMBING
1/4" = 1'-0"

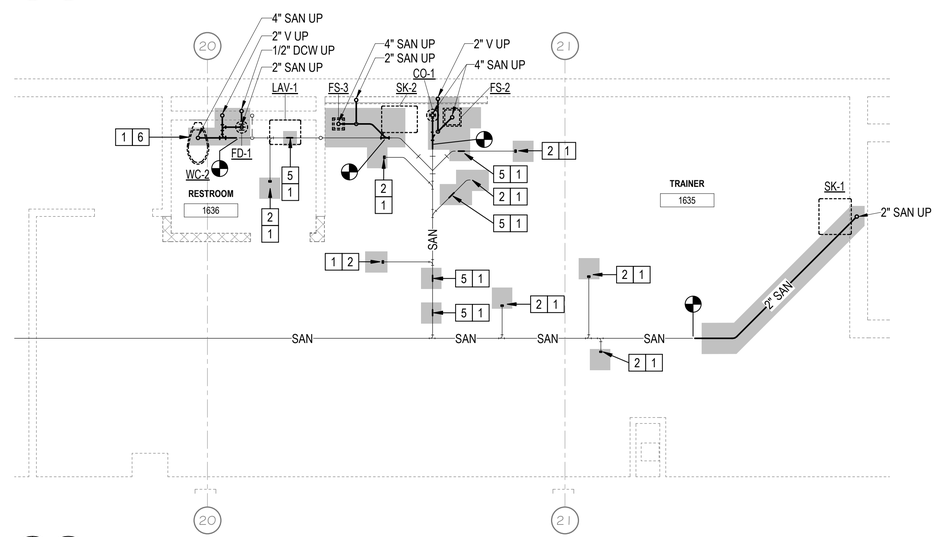


N 1 P4.1 UNDERGROUND - AREA A - 1635 & 1636 - PLUMBING
1/4" = 1'-0"

## KEYED NOTES

1. SHADED AREA SHOWS APPROXIMATE EXTENT OF REQUIRED EXISTING SLAB REPLACEMENT AND THE EXTENT IS SCHEMATIC AND FOR COORDINATION PURPOSES ONLY. CONTRACTOR SHALL UNDERSTAND EXTENT OF WORK BELOW SLAB AND BE RESPONSIBLE FOR PRICING TRUE EXTENT OF SLAB REPLACEMENT REQUIRED. REFER TO DEMOLITION PLANS FOR ANY ADDITIONAL WORK REQUIRED IN AREA.
2. CAP EXISTING PIPING.
3. APPROXIMATE LOCATION OF EXISTING VTR PER EXISTING DRAWINGS, FIELD VERIFY EXACT LOCATION.
4. PROVIDE NEW SANITARY WALL CLEANOUT IN NEW WALL. EXTEND TO EXISTING SANITARY RISER.
5. PROVIDE NEW PIPING TO MAINTAIN SYSTEM CONTINUATION.
6. PROVIDE NEW WATER CLOSET.
7. PROVIDE NEW FLOOR DRAIN WITH TRAP PRIMER WATER CONNECTION.
8. PROVIDE NEW SANITARY CLEANOUT.
9. PROVIDE NEW MOP SINK.
10. EXTEND NEW DHWR TO EXISTING DHWR MAIN AND PROVIDE THERMOSTATIC BALANCE VALVE AND MANUAL BALANCE VALVE ON BRANCH NEAR MAIN.


bond architects
222 SOUTH CENTRAL AVE.
SUITE# 501
ST. LOUIS, MO 63105
TEL: 314.863.4994
FAX: 314.863.4996
www.bondarchitectsinc.com
Bond Architects, Inc.
Missouri State Certificate of Authority # 2009027409

**Cole & Associates, Inc.**
Civil Engineer
Consultant Project #26-0064
Certificate of Authority #001165
401 S. 18th St., Suite 200
St. Louis, MO 63103
314.984.9887 tel

**CASE Engineering, Inc.**
Structural Engineer
Consultant Project BDA-MO-06-26
Certificate of Authority #001498
796 Merus Ct.
Fenton, MO 63026
636.349.1600 tel

**RTM Engineering Consultants**
MEP Engineer
Consultant Project #26.B00203.2171
Certificate of Authority #2002028690
3701 S. Lindbergh Blvd.
St. Louis, MO 63127
314.725.5889 tel


West High School
14653 Clayton Rd., Ballwin, MO 63011
Parkway PN #542501B
Building Renovation & Site Improvements

Parkway School District
363 N. Woods Mill Rd., Chesterfield, MO 63017
314.415.8231 tel

Project No: 26022

Revisions

| No. | Description | Date |
|---|---|---|
| | | |


This drawing and the details on it are the sole property of the architect and may be used for this specific project only. It shall not be loaned, copied or reproduced, in whole or in part, or for any other purpose or project without the written consent of the Architect. Copyright © 2026 by Bond Architects, Inc.


STATE OF MISSOURI
JOEL R. WAGNER
NUMBER PE-2017019033
PROFESSIONAL ENGINEER

The Professional Architects seal affixed to this sheet applies only to the material and items shown on this sheet. All drawings, instruments or other documents not exhibiting this seal shall not be considered prepared by this architect, and this architect expressly disclaims any and all responsibility for such plan, drawings or documents not exhibiting this seal.

DATE: 10/23/2026

BID / PERMIT SET

# ENLARGED PLANS - AREA A - PLUMBING

P4.1

10/23/2026 10:42:05 AM

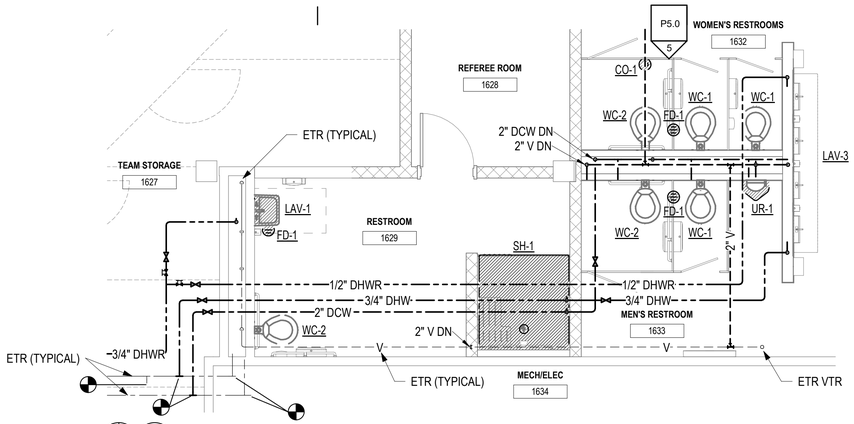


N 8 P4.2 FLOOR PLAN - AREA A - 1627, 1629, 1633 - PLUMBING
1/4" = 1'-0"

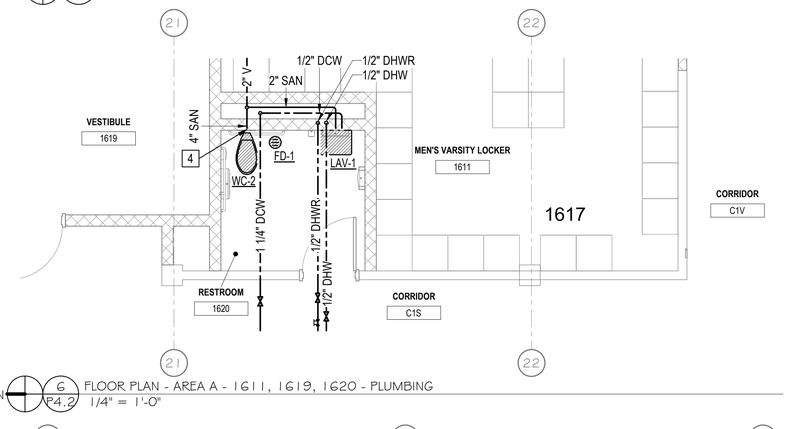


N 6 P4.2 FLOOR PLAN - AREA A - 1611, 1619, 1620 - PLUMBING
1/4" = 1'-0"




N 4 P4.2 FLOOR PLAN - AREA A - 1613, 1615 - PLUMBING
1/4" = 1'-0"

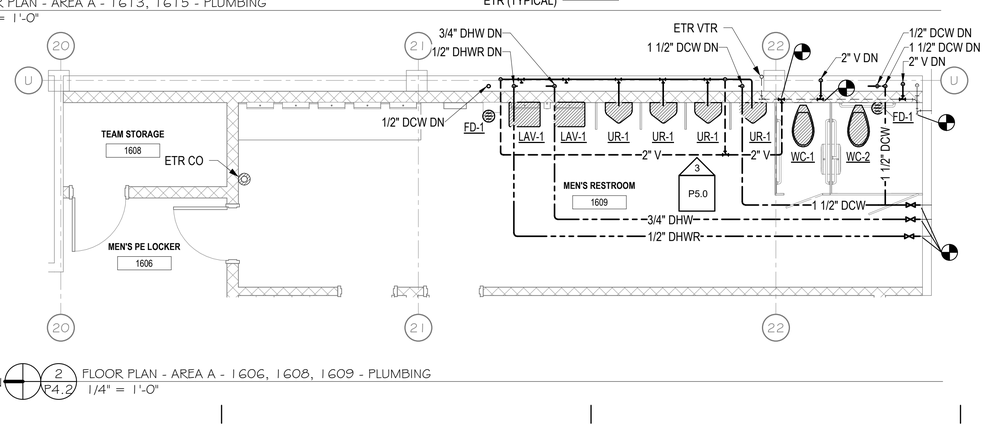


N 2 P4.2 FLOOR PLAN - AREA A - 1606, 1608, 1609 - PLUMBING
1/4" = 1'-0"

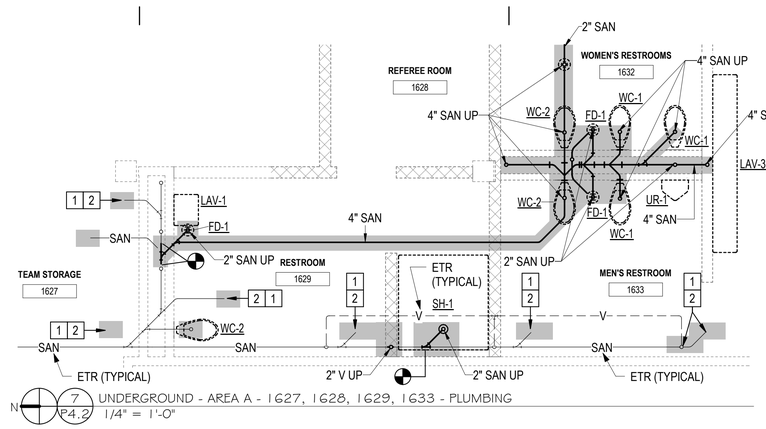


N 7 P4.2 UNDERGROUND - AREA A - 1627, 1628, 1629, 1633 - PLUMBING
1/4" = 1'-0"

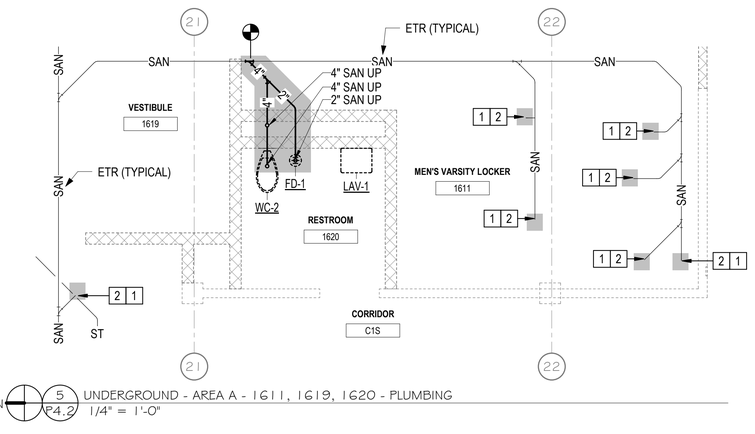


N 5 P4.2 UNDERGROUND - AREA A - 1611, 1619, 1620 - PLUMBING
1/4" = 1'-0"

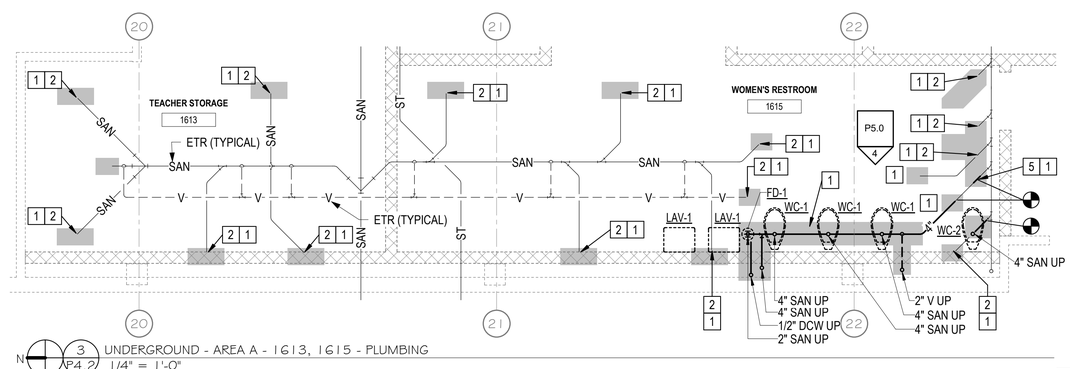


N 3 P4.2 UNDERGROUND - AREA A - 1613, 1615 - PLUMBING
1/4" = 1'-0"

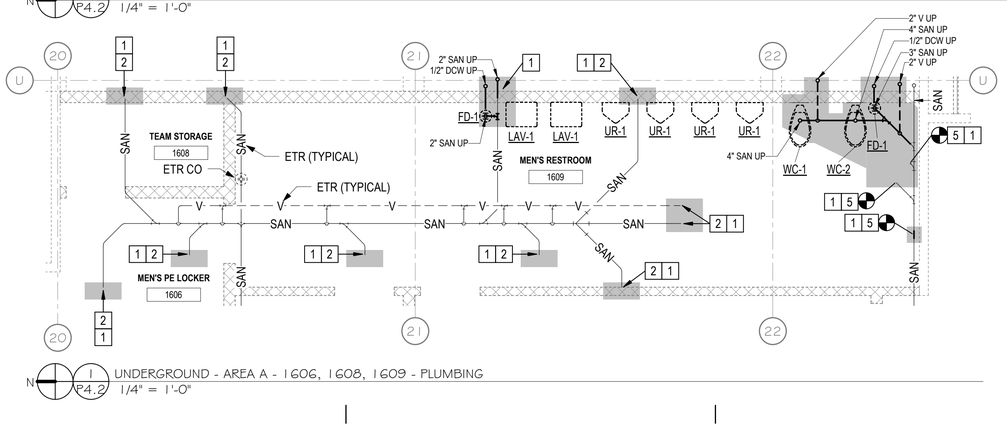


N 1 P4.2 UNDERGROUND - AREA A - 1606, 1608, 1609 - PLUMBING
1/4" = 1'-0"

## KEYED NOTES

1. SHADED AREA SHOWS APPROXIMATE EXTENT OF REQUIRED EXISTING SLAB REPLACEMENT AND THE EXTENT IS SCHEMATIC AND FOR COORDINATION PURPOSES ONLY. CONTRACTOR SHALL UNDERSTAND EXTENT OF WORK BELOW SLAB AND BE RESPONSIBLE FOR PRICING TRUE EXTENT OF SLAB REPLACEMENT REQUIRED. REFER TO DEMOLITION PLANS FOR ANY ADDITIONAL WORK REQUIRED IN AREA.
2. CAP EXISTING PIPING.
3. APPROXIMATE LOCATION OF EXISTING VTR PER EXISTING DRAWINGS, FIELD VERIFY EXACT LOCATION.
4. PROVIDE NEW SANITARY WALL CLEANOUT IN NEW WALL. EXTEND TO SANITARY RISER.
5. PROVIDE NEW PIPING TO MAINTAIN SYSTEM CONTINUATION.
6. PROVIDE NEW FLOOR DRAIN WITH TRAP PRIMER WATER CONNECTION.
7. EXTEND NEW DHWR TO EXISTING DHWR MAIN AND PROVIDE THERMOSTATIC BALANCE VALVE AND MANUAL BALANCE VALVE ON BRANCH NEAR MAIN.


bond architects
222 SOUTH CENTRAL AVE.
SUITE# 501
ST. LOUIS, MO 63105
TEL: 314.863.4994
FAX: 314.863.4996
www.bondarchitectsinc.com
Bond Architects, Inc.
Missouri State Certificate of Authority # 2009027409

**Cole & Associates, Inc.**
Civil Engineer
Consultant Project #26-0064
Certificate of Authority #001165
401 S. 18th St., Suite 200
St. Louis, MO 63103
314.984.9887 tel

**CASE Engineering, Inc.**
Structural Engineer
Consultant Project BDA-MO-06-26
Certificate of Authority #001498
796 Merus Ct.
Fenton, MO 63026
636.349.1600 tel

**RTM Engineering Consultants**
MEP Engineer
Consultant Project #26.B00203.2171
Certificate of Authority #2002028690
3701 S. Lindbergh Blvd.
St. Louis, MO 63127
314.725.5889 tel


West High School
14653 Clayton Rd., Ballwin, MO 63011
Parkway PN #542501B
Building Renovation & Site Improvements

Parkway School District
363 N. Woods Mill Rd., Chesterfield, MO 63017
314.415.8231 tel

Project No: 26022

Revisions

| No. | Description | Date |
|---|---|---|
| | | |


This drawing and the details on it are the sole property of the architect and may be used for this specific project only. It shall not be loaned, copied or reproduced, in whole or in part, or for any other purpose or project without the written consent of the Architect.
Copyright © 2026 by Bond Architects, Inc.


STATE OF MISSOURI
JOEL R. NORRIS
PE-2017019954
PROFESSIONAL ENGINEER

The Professional Architects seal affixed to this sheet applies only to the material and items shown on this sheet. All drawings, instruments or other documents not exhibiting this seal shall not be considered prepared by this architect, and this architect expressly disclaims any and all responsibility for such plan, drawings or documents not exhibiting this seal.

DATE: 10/23/2026

BID / PERMIT SET

# ENLARGED PLANS - AREA A - PLUMBING

P4.2

10/23/2026 10:42:12 AM

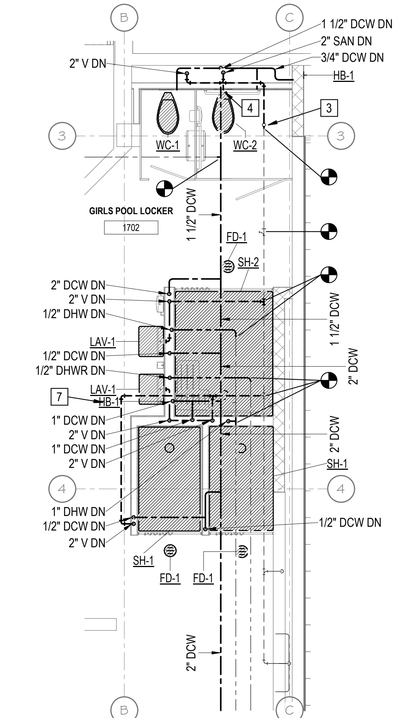


N 2 P4.3 FIRST FLOOR - AREA B - 1702 - PLUMBING
1/4" = 1'-0"

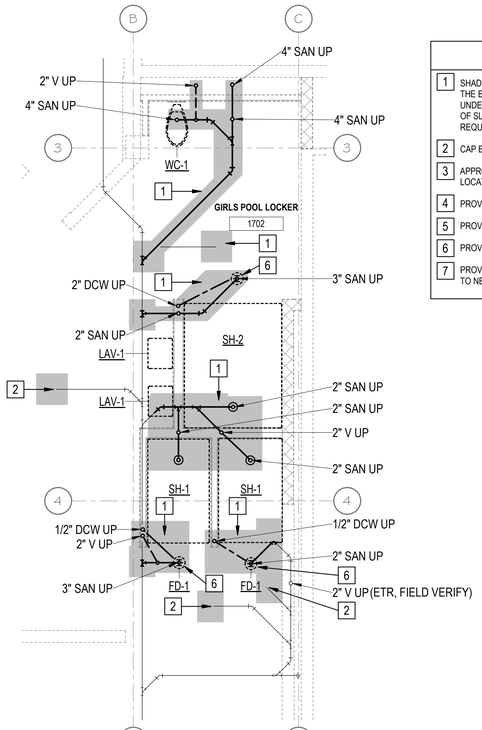


N 3 P4.3 UNDERGROUND - AREA B - 1702 - PLUMBING
1/4" = 1'-0"

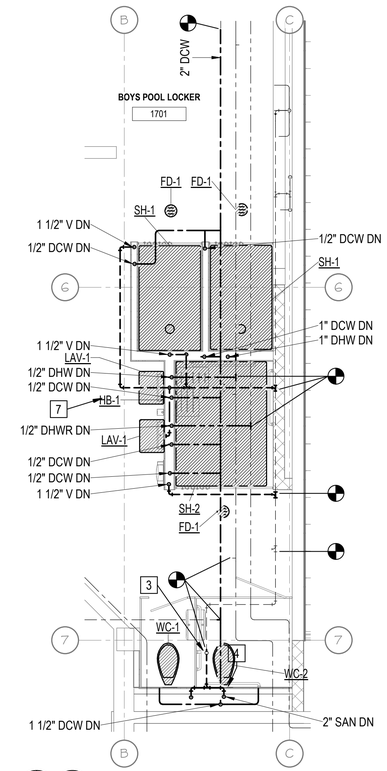


N 4 P4.3 FIRST FLOOR - AREA B - 1701 - PLUMBING
1/4" = 1'-0"

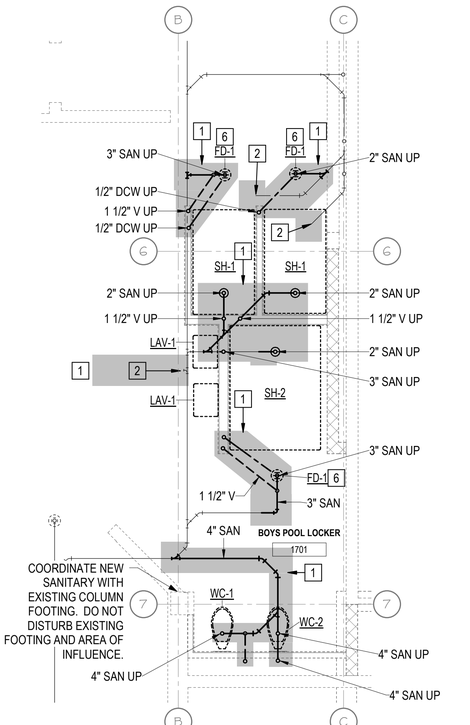


N 1 P4.3 UNDERGROUND - AREA B - 1701 - PLUMBING
1/4" = 1'-0"

## KEYED NOTES

1. SHADED AREA SHOWS APPROXIMATE EXTENT OF REQUIRED EXISTING SLAB REPLACEMENT AND THE EXTENT IS SCHEMATIC AND FOR COORDINATION PURPOSES ONLY. CONTRACTOR SHALL UNDERSTAND EXTENT OF WORK BELOW SLAB AND BE RESPONSIBLE FOR PRICING TRUE EXTENT OF SLAB REPLACEMENT REQUIRED. REFER TO DEMOLITION PLANS FOR ANY ADDITIONAL WORK REQUIRED IN AREA.
2. CAP EXISTING PIPING.
3. APPROXIMATE LOCATION OF EXISTING VTR PER EXISTING DRAWINGS, FIELD VERIFY EXACT LOCATION.
4. PROVIDE NEW SANITARY WALL CLEANOUT IN NEW WALL. EXTEND TO SANITARY RISER.
5. PROVIDE NEW PIPING TO MAINTAIN SYSTEM CONTINUATION.
6. PROVIDE NEW FLOOR DRAIN WITH TRAP PRIMER WATER CONNECTION.
7. PROVIDE NEW HOSE BIBB UNDER LAVATORY. PROVIDE 0.5" DOMESTIC COLD WATER CONNECTION TO NEW HOSE BIBB.


bond architects
222 SOUTH CENTRAL AVE.
SUITE# 501
ST. LOUIS, MO 63105
TEL: 314.863.4994
FAX: 314.863.4996
www.bondarchitectsinc.com
Bond Architects, Inc.
Missouri State Certificate of Authority # 2009027409

**Cole & Associates, Inc.**
Civil Engineer
Consultant Project #26-0064
Certificate of Authority #001165
401 S. 18th St., Suite 200
St. Louis, MO 63103
314.984.9887 tel

**CASE Engineering, Inc.**
Structural Engineer
Consultant Project BDA-MO-06-26
Certificate of Authority #001498
796 Merus Ct.
Fenton, MO 63026
636.349.1600 tel

**RTM Engineering Consultants**
MEP Engineer
Consultant Project #26.B00203.2171
Certificate of Authority #2002028690
3701 S. Lindbergh Blvd.
St. Louis, MO 63127
314.725.5889 tel


West High School
14653 Clayton Rd., Ballwin, MO 63011
Parkway PN #542501B
Building Renovation & Site Improvements

Parkway School District
363 N Woods Mill Rd., Chesterfield, MO 63017
314.415.8231 tel

Project No: 26022

Revisions

| No. | Description | Date |
|---|---|---|
| | | |


This drawing and the details on it are the sole property of the architect and may be used for this specific project only. It shall not be loaned, copied or reproduced, in whole or in part, or for any other purpose or project without the written consent of the Architect.
Copyright © 2026 by Bond Architects, Inc.


STATE OF MISSOURI
JOEL R. MOLL
NUMBER
PE-2017019033
PROFESSIONAL ENGINEER

The Professional Architects seal affixed to this sheet applies only to the material and items shown on this sheet. All drawings, instruments or other documents not exhibiting this seal shall not be considered prepared by this architect, and this architect expressly disclaims any and all responsibility for such plan, drawings or documents not exhibiting this seal.

DATE: 10/23/2026

BID / PERMIT SET

ENLARGED PLANS - AREA B - PLUMBING

P4.3

10/23/2026 10:42:16 AM

SCALE: 3" = 1'-0" 0 0.25 0.5 1
SCALE: 1 1/2" = 1'-0" 0 0.5 1 2
SCALE: 1" = 1'-0" 0 0.5 1 2
SCALE: 3/4" = 1'-0" 0 1 2 3
SCALE: 1/2" = 1'-0" 0 1 2 4
SCALE: 1/4" = 1'-0" 0 2 4 8
SCALE: 1/8" = 1'-0" 0 4 8 16
SCALE: 1/16" = 1'-0" 0 8 16 32




10/23/2026 10:42:17 AM

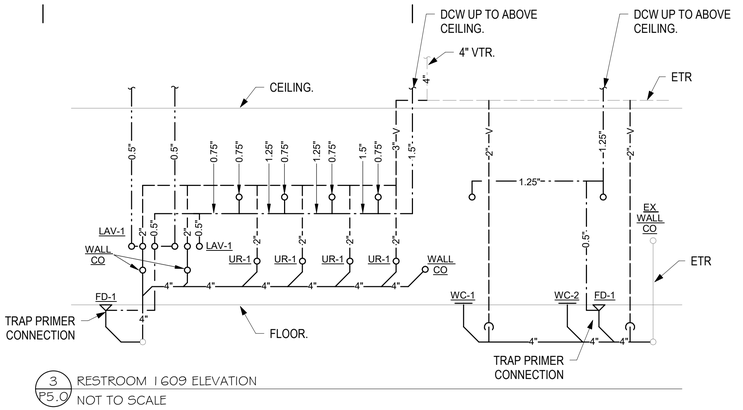


3 P5.0 RESTROOM 1609 ELEVATION
NOT TO SCALE

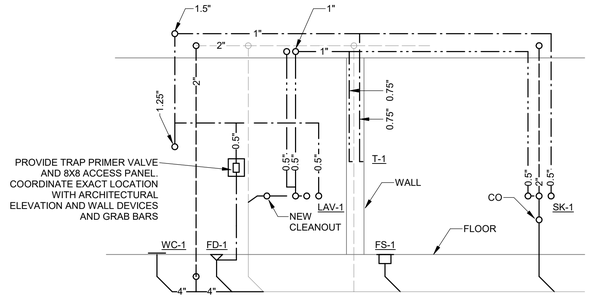


6 P5.0 TRAINER 1635 & RESTROOM 1636 ELEVATION
NOT TO SCALE

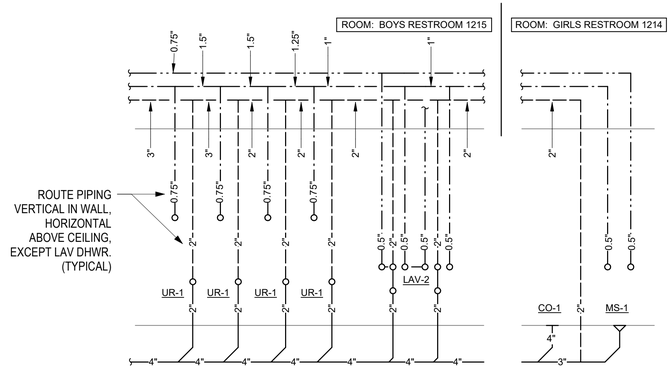


2 P5.0 RESTROOM 1214 & 1215 SOUTH ELEVATION
NOT TO SCALE

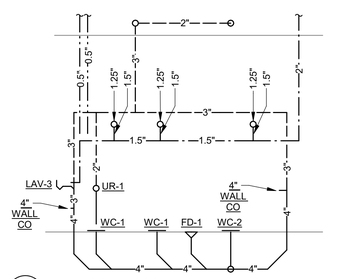


5 P5.0 RESTROOM 1632 & 1633 ELEVATION
NOT TO SCALE

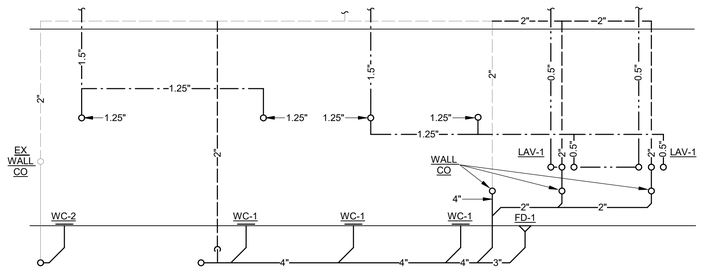


4 P5.0 RESTROOM 1615 ELEVATION
NOT TO SCALE

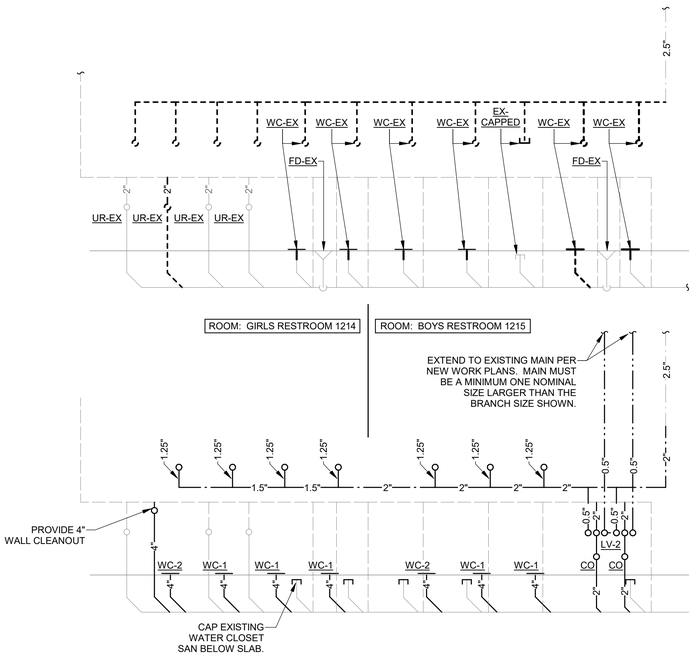


1 P5.0 RESTROOM 1214 & 1215 NORTH ELEVATION
NOT TO SCALE


bond architects
222 SOUTH CENTRAL AVE.
SUITE# 501
ST. LOUIS, MO 63105
TEL: 314.863.4994
FAX: 314.863.4996
www.bondarchitectsinc.com
Bond Architects, Inc.
Missouri State Certificate of Authority # 2009027409

**Cole & Associates, Inc.**
Civil Engineer
Consultant Project #26-0064
Certificate of Authority #001165
401 S. 18th St., Suite 200
St. Louis, MO 63103
314.984.9887 tel

**CASE Engineering, Inc.**
Structural Engineer
Consultant Project BDA-MO-06-26
Certificate of Authority #001498
796 Merus Ct.
Fenton, MO 63026
636.349.1600 tel

**RTM Engineering Consultants**
MEP Engineer
Consultant Project #26.B00203.2171
Certificate of Authority #2002028690
3701 S. Lindbergh Blvd.
St. Louis, MO 63127
314.725.5889 tel


West High School
14653 Clayton Rd., Ballwin, MO 63011
Parkway PN #542501B
Building Renovation & Site Improvements

Parkway School District
363 N. Woods Mill Rd., Chesterfield, MO 63017
314.415.6231 tel

Project No: 26022

Revisions

| No. | Description | Date |
|---|---|---|
| | | |


This drawing and the details on it are the sole property of the architect and may be used for this specific project only. It shall not be loaned, copied or reproduced, in whole or in part, or for any other purpose or project without the written consent of the Architect.
Copyright © 2026 by Bond Architects, Inc.


STATE OF MISSOURI
JOSH R. WAGY
NUMBER
PE-2017019033
PROFESSIONAL ENGINEER

The Professional Architects seal affixed to this sheet applies only to the material and items shown on this sheet. All drawings, instruments or other documents not exhibiting this seal shall not be considered prepared by this architect, and this architect expressly disclaims any and all responsibility for such plan, drawings or documents not exhibiting this seal.

DATE: 10/23/2026

BID / PERMIT SET

ELEVATIONS - PLUMBING

P5.0

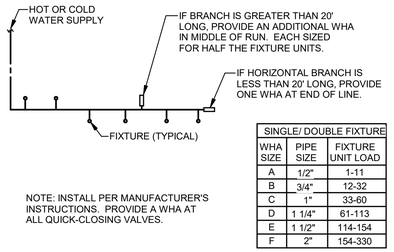


NOTE: INSTALL PER MANUFACTURER'S INSTRUCTIONS. PROVIDE A WHA AT ALL QUICK-CLOSING VALVES.

| SINGLE/ DOUBLE FIXTURE | | |
|---|---|---|
| WHA SIZE | PIPE SIZE | FIXTURE UNIT LOAD |
| A | 1/2" | 1-11 |
| B | 3/4" | 12-32 |
| C | 1" | 33-60 |
| D | 1 1/4" | 61-113 |
| E | 1 1/2" | 114-154 |
| F | 2" | 154-330 |

9 / P5.1 WATER HAMMER ARRESTOR SCHEMATIC
NOT TO SCALE

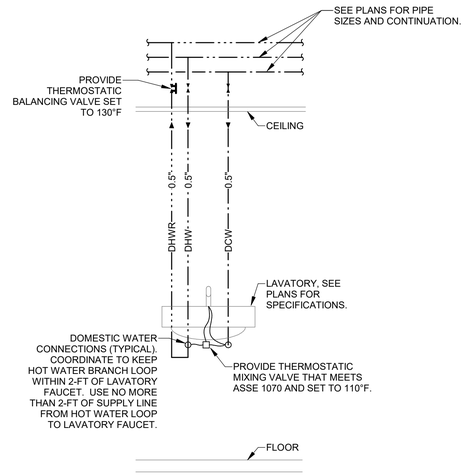


6 / P5.1 TYPICAL LAVATORY HOT WATER LOOP
NOT TO SCALE

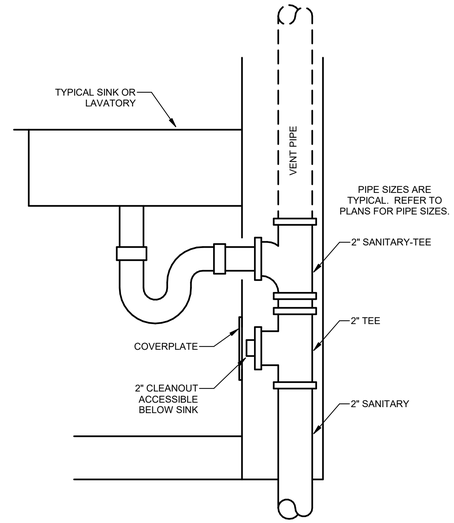


3 / P5.1 SINK & LAVATORY CLEANOUT
NOT TO SCALE

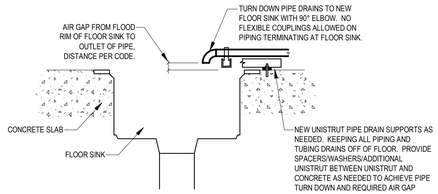


8 / P5.1 FLOOR SINK AIR GAP DRAIN DETAIL
NOT TO SCALE

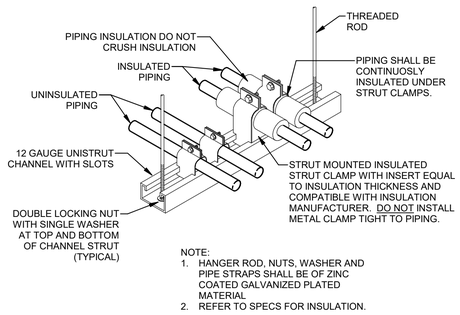


NOTE:
1. HANGER ROD, NUTS, WASHER AND PIPE STRAPS SHALL BE OF ZINC COATED GALVANIZED PLATED MATERIAL
2. REFER TO SPECS FOR INSULATION.

5 / P5.1 TRAPEZE PIPE SUPPORT
NOT TO SCALE

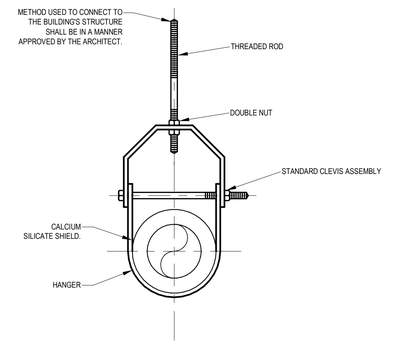


2 / P5.1 PIPE CLEVIS HANGER DETAIL
NOT TO SCALE

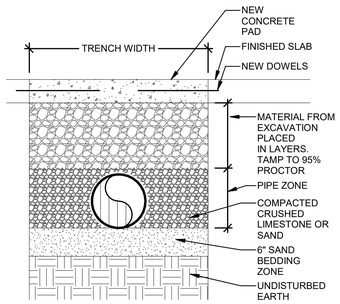


NOTE:
ALL EXCAVATIONS SHALL BE IN CONFORMANCE WITH OSHA STANDARDS.

DOWELS: 4 DOWELS @ 12–18 IN. O.C., CENTERED VERTICALLY IN THE SLAB, EACH SIDE OF TRENCH. EMBED DOWELS APPROXIMATELY 4–6 INCH MINIMUM INTO EXISTING CONCRETE, SUBJECT TO THE SELECTED ADHESIVE'S REQUIRED DEVELOPMENT/EDGE DISTANCES. EXTEND DOWELS ROUGHLY 12–18 IN. INTO THE NEW CONCRETE.

10 / P5.1 TRENCH CROSS SECTION
NOT TO SCALE

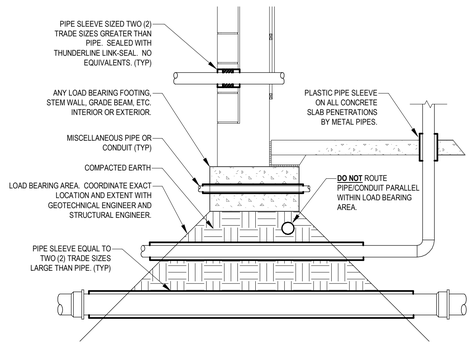


7 / P5.1 PENETRATION AND SLEEVING DETAIL
NOT TO SCALE

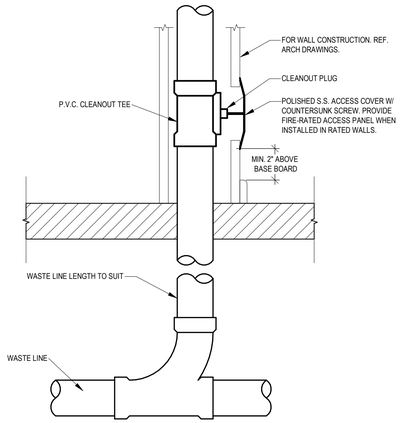


4 / P5.1 WALL CLEAN-OUT DETAIL
NOT TO SCALE

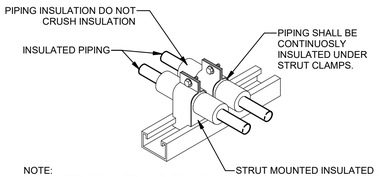


NOTE:
1. HANGER ROD, NUTS, WASHER AND PIPE STRAPS SHALL BE OF ZINC COATED GALVANIZED PLATED MATERIAL
2. REFER TO SPECS FOR INSULATION.

STRUT MOUNTED INSULATED STRUT CLAMP WITH INSERT EQUAL TO INSULATION THICKNESS AND COMPATIBLE WITH INSULATION MANUFACTURER. DO NOT INSTALL METAL CLAMP TIGHT TO PIPING.

1 / P5.1 INSULATION AT STRUT CLAMP
NOT TO SCALE


bond architects
222 SOUTH CENTRAL AVE.
SUITE# 501
ST. LOUIS, MO 63105
TEL: 314.863.4994
FAX: 314.863.4996
www.bondarchitectsinc.com
Bond Architects, Inc.
Missouri State Certificate of Authority # 2009027409

**Cole & Associates, Inc.**
Civil Engineer
Consultant Project #26-0064
Certificate of Authority #001165
401 S. 18th St., Suite 200
St. Louis, MO 63103
314.984.9887 tel

**CASE Engineering, Inc.**
Structural Engineer
Consultant Project BDA-MO-06-26
Certificate of Authority #001498
796 Merus Ct.
Fenton, MO 63026
636.349.1600 tel

**RTM Engineering Consultants**
MEP Engineer
Consultant Project #26.B00203.2171
Certificate of Authority #2002028690
3701 S. Lindbergh Blvd.
St. Louis, MO 63127
314.725.5889 tel


West High School
14653 Clayton Rd., Ballwin, MO 63011
Parkway PN #542501B
Building Renovation & Site Improvements

Parkway School District
363 N. Woods Mill Rd., Chesterfield, MO 63017
314.415.8231 tel

Project No: 26022

Revisions

| No. | Description | Date |
|---|---|---|
| | | |


This drawing and the details on it are the sole property of the architect and may be used for this specific project only. It shall not be loaned, copied or reproduced, in whole or in part, or for any other purpose or project without the written consent of the Architect. Copyright © 2026 by Bond Architects, Inc.


STATE OF MISSOURI
JOEL R. WIGH
NUMBER
PE-2017019055
PROFESSIONAL ENGINEER


The Professional Architects seal affixed to this sheet applies only to the material and items shown on this sheet. All drawings, instruments or other documents not exhibiting this seal shall not be considered prepared by this architect, and this architect expressly disclaims any and all responsibility for such plan, drawings or documents not exhibiting this seal.


DATE: 10/23/2026

BID / PERMIT SET

DETAILS - PLUMBING

P5.1

10/23/2026 10:42:18 AM

# TECHNOLOGY COMMUNICATION SYSTEM COMPONENTS
# EARTHQUAKE LOAD RESISTANCE

OCCUPANCY CATEGORY: III — SEISMIC DESIGN CATEGORY: D

| LISTING OF EQUIPMENT AND SYSTEM COMPONENTS | | ANCHORAGE TO FLOORS, ROOFS, ETC. | | SWAY BRACING | | LOCATION OF PROFESSIONALLY SEALED ANCHORAGE AND SWAY BRACING DETAILS. | | | |
|---|---|---|---|---|---|---|---|---|---|
| | | NOT PROVIDED | PROVIDED | NOT PROVIDED | PROVIDED | ON CONST. DOCUMENTS | | SUBSEQUENT SUBMITTAL | |
| | | | | | | DWG. NO. | SPEC SECT. | SHOP DWGS | SEP. PERMIT |
| TECHNOLOGY COMMUNICATION EQUIPMENT & SYSTEM COMPONENTS | | | | | | | | | |
| | DATA RACKS LESS THAN 400 LBS | X | | X | | | | X | |
| | DATA RACKS MORE THAN 400 LBS | | X | X | | | | | |
| | PANELS FOR NON-LIFE SAFETY EQUIPMENT | X | | X | | | | | |
| | CABLE TRAY AND RACEWAYS FOR NON-LIFE SAFETY EQUIPMENT | X | | X | | | | | |
| | CABLE TRAY AND RACEWAYS FOR LIFE SAFETY EQUIPMENT | | X | | X | | | | |
| FIRE PROTECTION, DETECTION & ALARM EQUIPMENT & SYSTEM COMPONENTS: | | | | | | | | | |
| | FIRE ALARM CONTROL PANEL | | X | X | | | | X | X |
| | FIRE ALARM WIRING | | X | | X | | | | |
| | LIFE SAFETY EMERGENCY SYSTEM DEVICES AND COMPONENTS - SUSPENDED | | X | | X | | | | |
| | LIFE SAFETY EMERGENCY SYSTEM DEVICES AND COMPONENTS - FLOOR OR WALL MOUNTED | | X | X | | | | | |

NOTES:

1. IT IS THE BASIC INTENT OF THIS CODE BLOCK TO DECLARE WHETHER OR NOT ANCHORAGE AND SWAY BRACING IS BEING PROVIDED ON THE PROJECT. IF SO, TO DECLARE WHETHER OR NOT THE DETAILS ARE SHOWN ON THE PLANS OR WILL BE SHOWN ON A SUBSEQUENT SUBMISSION. IF SEISMIC RESTRAINT OF A COMPONENT IS NOT REQUIRED BY CODE THIS SHOULD BE STATED IN COMMENTS. IF SEISMIC RESTRAINT, WHICH IS NOT REQUIRED BY CODE, IS BEING PROVIDED DUE TO OWNER/DESIGNER REQUIREMENTS, THIS SHOULD ALSO BE STATED IN THE COMMENTS.
2. SHOP DRAWINGS NEED TO BE SUBMITTED TO THE COUNTY A MINIMUM OF TWO WEEKS PRIOR TO THE PLANNED INSTALLATION TO ALLOW FOR PLAN REVIEW AND DISTRIBUTION TO THE INSPECTOR. ADDITIONAL TIME MAY BE NEEDED IF SUCH SUBMISSIONS ARE DEFICIENT.
3. IF EQUIPMENT IS ROOF, FLOOR OR WALL MOUNTED, SWAY BRACING IS NOT APPLICABLE. ANCHORAGE TO RESIST SEISMIC LOADS ONLY IS ADDRESSED HEREIN. ANCHORAGE MAY BE NEEDED TO RESIST WIND, GRAVITY, AND VIBRATION LOADS REGARDLESS OF SEISMIC REQUIREMENTS.
4. ROD HANGERS SHALL NOT BE CONSTRUCCTED IN A MANNER THAT SUBJECTS THE ROD AND ATTACHMENTS TO BENDING MOMENTS.


bond architects
222 SOUTH CENTRAL AVE.
SUITE# 501
ST. LOUIS, MO 63105
TEL: 314.863.4994
FAX: 314.863.4996
www.bondarchitectsinc.com
Bond Architects, Inc.
Missouri State Certificate of Authority # 2009027409

**Cole & Associates, Inc.**
Civil Engineer
Consultant Project #26-0064
Certificate of Authority #001165
401 S. 18th St., Suite 200
St. Louis, MO 63103
314.984.9887 tel

**CASE Engineering, Inc.**
Structural Engineer
Consultant Project BDA-MO-06-26
Certificate of Authority #001498
796 Merus Ct.
Fenton, MO 63026
636.349.1600 tel

**RTM Engineering Consultants**
MEP Engineer
Consultant Project #26.B00203.2171
Certificate of Authority #2002028690
3701 S. Lindbergh Blvd.
St. Louis, MO 63127
314.725.5889 tel


West High School
14653 Clayton Rd., Ballwin, MO 63011
Parkway PN #542501B
Building Renovation & Site Improvements

Parkway School District
363 N. Woods Mill Rd., Chesterfield, MO 63017
314.415.8231 tel

Project No: 26022

Revisions

| No. | Description | Date |
|---|---|---|
| | | |
| | | |
| | | |
| | | |
| | | |
| | | |


This drawing and the details on it are the sole property of the architect and may be used for this specific project only. It shall not be loaned, copied or reproduced, in whole or in part, or for any other purpose or project without the written consent of the Architect. Copyright © 2026 by Bond Architects, Inc.


STATE OF MISSOURI
MICHAEL D. MITCHELL
NUMBER PE-2010019977
PROFESSIONAL ENGINEER
10/23/2026
MICHAEL D. MITCHELL
MO Number PE2010019977, Cert. 2310/2026
Certificate of Authority 2014035826

The Professional Architects seal affixed to this sheet applies only to the material and items shown on this sheet. All drawings, instruments or other documents not exhibiting this seal shall not be considered prepared by this architect, and this architect expressly disclaims any and all responsibility for such plan, drawings or documents not exhibiting this seal.

DATE: 10/23/2026

BID / PERMIT SET

TECHNOLOGY SEISMIC CODE BLOCK

T0.0

10/23/2026 10:04:35 AM

# TECHNOLOGY COMMUNICATION LEGEND AND ABBREVIATIONS (SEE SPECIFICATIONS & SCHEDULES)

NOTES:
1. NOT ALL SYMBOLS AND ABBREVIATIONS ARE USED ON THESE PLANS.
2. ALL MOUNTING HEIGHTS ARE TO CENTERLINE OF DEVICES AND EQUIPMENT U.O.N.
3. IN GENERAL, SYMBOLS SHOWN WITH LIGHT LINES DENOTE EXISTING WORK. SYMBOLS SHOWN WITH HEAVY LINES DENOTE PROPOSED WORK.

## COMMUNICATION GENERAL NOTES

A. REFER TO DIVISION OF RESPONSIBILITY MATRIX ON SHEET T0.1.
B. ALL SYMBOLS SHOWN ARE NOT NECESSARILY USED ON THIS PROJECT.
C. THE DRAWINGS HAVE BEEN PREPARED UTILIZING EXISTING DRAWINGS AND BUILDING OBSERVATIONS AND MAY NOT SHOW ALL CONDITIONS. CONTRACTOR SHALL VISIT THE BUILDING AND SITE PRIOR TO BID SUBMISSION AND BECOME FAMILIAR WITH ALL EXISTING CONDITIONS. CONTRACTORS SHALL NOT BE ALLOWED ADDITIONAL FUNDS OR TIME DUE TO FAILURE TO BECOME FAMILIAR WITH ALL EXISTING CONDITIONS.
D. ACCEPTANCE OF CONTRACT MEANS INSTALLER ACCEPTS EXISTING CONDITIONS.
E. COORDINATE INSTALLATION WITH EXISTING CONDITIONS. FIELD VERIFY EXISTING CONDITIONS.
F. CONTRACTOR SHALL SCHEDULE ALL OUTAGES WITH THE OWNER'S REPRESENTATIVE AT LEAST 14 CALENDAR DAYS IN ADVANCE OF A SHUTDOWN.
G. ALL PENETRATIONS THROUGH CONCRETE OR MASONRY WALLS AND FLOOR SLABS SHALL BE CORE DRILLED. AFTER CONDUITS HAVE BEEN INSTALLED, SEAL WALL AROUND CONDUIT TO MAINTAIN FIRE RATING OF FLOOR OR WALL USING UL LISTED METHODS AND MATERIALS. EXTERIOR WALLS SHALL BE SEALED WATER TIGHT.
H. PROVIDE EMT SLEEVES WITH INSULATED BUSHINGS ON EACH END FOR ALL CABLES PASSING THROUGH WALLS AND FLOORS. ALL PENETRATIONS THROUGH RATED WALLS AND FLOORS SHALL BE FIRE STOPPED. SEAL AROUND OUTSIDE OF CONDUITS AND SEAL INSIDE OF CONDUIT SLEEVES OR UTILIZE AN APPROVED FIRE RATED ASSEMBLY.
I. CABLING TO BE LOCATED INSIDE BUILDINGS SHALL BE CONCEALED WHERE POSSIBLE AND SHALL BE INSTALLED AS FOLLOWS: CABLES CONCEALED INSIDE HOLLOW WALL CONSTRUCTION SHALL BE INSTALLED IN CONDUITS STUBBED INTO ACCESSIBLE PORTION OF CEILING CAVITY AND SHALL BE SUPPORTED UTILIZING J-HOOK PATHWAYS. CABLES LOCATED IN ROOMS WITH AN EXPOSED CEILING STRUCTURE SHALL BE INSTALLED IN CONDUIT. CABLES INSTALLED ABOVE DRYWALL CEILINGS SHALL BE INSTALLED IN CONDUIT. CABLES INSTALLED IN SOLID MASONRY WALLS SHALL BE INSTALLED IN SURFACE RACEWAY. ROUTE CONDUIT AND CABLES TO SUIT FIELD CONDITIONS. REFER TO PLANS AND SPECIFICATIONS FOR ADDITIONAL REQUIREMENTS.
J. CONTRACTOR SHALL COORDINATE ALL CONDUIT AND CABLE ROUTING WITH EXISTING CONDITIONS PRIOR TO INSTALLATION.
K. CONTRACTOR SHALL TERMINATE AND TEST ALL COMMUNICATION SYSTEM CABLES PER SPECIFICATIONS AND LATEST TIA/EIA STANDARDS.
L. COMMUNICATION CABLING SHALL NOT EXCEED 90 METERS (295 FEET) PER TIA/EIA STANDARDS.
M. CONTRACTOR SHALL LABEL ALL CABLES AND CONNECTORS (OUTLETS, PATCH PANELS, FACEPLATES, PUNCH DOWN BLOCKS, ETC.) PER SPECIFICATIONS AND OWNER STANDARDS. ALL CABLES SHALL BE PERMANENTLY LABELED WITH A PRE-PRINTED, STICK ON, SELF ADHERING LABELING SYSTEM. REFER TO SPECIFICATIONS.
N. PROVIDE WORK SPECIFIED BUT NOT SHOWN ON DRAWINGS AND PROVIDE WORK SHOWN ON DRAWINGS BUT NOT SPECIFIED AS THOUGH EXPRESSLY REQUIRED BY BOTH.
O. CONTRACTOR SHALL REFER TO ARCHITECTURAL REFLECTED CEILING PLANS FOR PLACEMENT OF CEILING MOUNTED EQUIPMENT. COORDINATE WITH ALL OTHER TRADES.
P. CONTRACTOR SHALL PROVIDE PULL STRINGS IN ALL EMPTY OR SPARE CONDUIT.
Q. COMMUNICATION EQUIPMENT, COMPONENTS AND CABLING SHALL BE FREE FROM PAINT AND PAINT OVERSPRAY.
R. COMMUNICATION EQUIPMENT, COMPONENTS AND CABLING SHALL BE FREE FROM CONSTRUCTION DIRT AND DEBRIS.

## SECURITY GENERAL NOTES

**ACCESS CONTROL SYSTEM**

A. REFER TO DIVISION OF RESPONSIBILITY MATRIX ON SHEET T0.1.
B. ACCESS CONTROL HEAD END EQUIPMENT AND END DEVICES SHALL BE PER RESPONSIBILITY MATRIX.
C. THIS CONTRACTORS RESPONSIBILITY SHALL BE ROUGH-IN AND CABLE INFRASTRUCTURE AND CONNECTION TO DOOR HARDWARE. REFER TO RESPONSIBILITY MATRIX.
D. CONTRACTOR SHALL COORDINATE ROUGH-IN REQUIREMENTS WITH EXISTING CONDITIONS AND DOOR HARDWARE SCHEDULE/SPECIFICATIONS.

**VIDEO SURVEILLANCE SYSTEM**

A. REFER TO DIVISION OF RESPONSIBILITY MATRIX ON SHEET T0.1.
B. VIDEO SURVEILLANCE SYSTEM HEAD END EQUIPMENT AND CAMERAS SHALL BE PER RESPONSIBILITY MATRIX.
C. THIS CONTRACTORS RESPONSIBILITY SHALL BE ROUGH-IN AND CABLE INFRASTRUCTURE PER RESPONSIBILITY MATRIX.

## PAGING/INTERCOM GENERAL NOTES

A. REFER TO DIVISION OF RESPONSIBILITY MATRIX ON SHEET T0.1.
B. PAGING/INTERCOM SYSTEM SHALL BE A FULLY FUNCTIONAL, TURN KEY SOLUTION INCLUDING, BUT NOT LIMITED TO HEAD END EQUIPMENT, SPEAKERS, PUSH BUTTONS, AND CABLING PROVIDED BY THIS CONTRACTOR.
C. PAGING ZONES SHALL INCLUDE AT A MINIMUM:
   a. ALL CALL.
   b. CORRIDORS AND COMMON AREAS.
   c. INDIVIDUAL CLASSROOMS.
   d. BUILDING EXTERIOR.

## COMMUNICATION SYMBOLS

COMMUNICATION OUTLET. REFER TO SPECIFICATIONS AND COMMUNICATION DETAIL SHEETS FOR ADDITIONAL REQUIREMENTS. REFER TO COMMUNICATION OUTLET IDENTIFIERS AND CABLING IDENTIFICATION LISTED BELOW.

- EXISTING OR DEMOLITION COMMUNICATION OUTLET
- NEW COMMUNICATION OUTLET
- EXISTING OR DEMOLITION WIRELESS ACCESS POINT OUTLET
- NEW WIRELESS ACCESS POINT OUTLET

X — COMMUNICATION OUTLET IDENTIFIER. REFER TO COMMUNICATION OUTLET DESIGNATION DETAIL FOR MOUNTING HEIGHTS. "X" DENOTES ONE OF THE FOLLOWING:
- A = MOUNTED AT CEILING
- C = MOUNTED AT COUNTER ABOVE BACKSPLASH ELEMENT
- F = MOUNTED IN FLOOR BOX OR POKE THROUGH DEVICE
- R = MOUNTED IN SURFACE MOUNT RACEWAY
- SB = SMARTBOARD
- W = WALL MOUNT PHONE LOCATION
- WAP = WIRELESS ACCESS POINT MOUNTED AT OR ABOVE CEILING

#X — COMMUNICATION CABLING IDENTIFICATION. REFER TO CABLING DESIGNATION SCHEME DETAIL.
- "#" = DENOTES TOTAL NUMBER OF CABLES
- "X" = DENOTES ONE OF THE FOLLOWING:
  - D = DATA COMMUNICATION CABLE
  - V = VOICE COMMUNICATION CABLE
  - AV = AUDIO/VIDEO CABLE

CLOCK: SINGLE SIDED, WALL MOUNT

## PUBLIC ADDRESS OR INTERCOM SYMBOLS

- PAGING/INTERCOM SPEAKER: CEILING MOUNT 2x2 CEILING TILE
- PAGING/INTERCOM SPEAKER: CEILING MOUNT DRYWALL CEILING
- PAGING/INTERCOM SPEAKER: WALL MOUNT. SPEAKER SHALL BE MOUNTED AT APPROXIMATELY 8'-0" A.F.F. UNLESS NOTED OTHERWISE.
- P — PAGING/INTERCOM HORN: WALL MOUNT. HORN SHALL BE MOUNTED AT APPROXIMATELY 10'-0" A.F.F. UNLESS NOTED OTHERWISE.
- PAGING/INTERCOM PUSHBUTTON: DEVICE SHALL BE MOUNTED AT APPROXIMATELY 42" A.F.F. TO BUTTON LOCATION UNLESS NOTED OTHERWISE

## SECURITY SYMBOLS

- S CR — CARD READER: DEVICE SHALL BE MOUNTED AT APPROXIMATELY 48" A.F.F. TO CENTER OF DEVICE.
- S KP — KEYPAD: DEVICE SHALL BE MOUNTED AT APPROXIMATELY 48" A.F.F. TO CENTER OF DEVICE.
- S KS — KEY SWITCH: DEVICE SHALL BE MOUNTED IN ELEVATOR CAB.
- S ICM — INTERCOM MASTER STATION WITH REMOTE DOOR RELEASE
- S IC — AUDIO/VIDEO INTERCOM STATION
- VIDEO SURVEILLANCE CAMERA
- EXISTING OR DEMOLITION VIDEO SURVEILLANCE CAMERA
- NEW VIDEO SURVEILLANCE CAMERA

## FIRE ALARM SYMBOLS

- F — FIRE ALARM MANUAL PULL STATION: MOUNT 48" A.F.F. TO CENTER LINE OF OPERABLE LEVER.
- 75 — FIRE ALARM STROBE: WHEN WALL MOUNTED, MOUNT WITH BOTTOM OF STROBE LENS AT THE LOWER OF 80" A.F.F OR 6" BELOW CEILING.
- 75 — FIRE ALARM COMBINATION HORN WITH STROBE: WHEN WALL MOUNTED, MOUNT WITH BOTTOM OF STROBE LENS AT THE LOWER OF 80" A.F.F OR 6" BELOW CEILING. NUMERAL WHEN USED INDICATES CANDELA RATING OF MORE THAN 15.
- XX — SMOKE DETECTOR: PHOTO-ELECTRIC TYPE.
- HEAT DETECTOR
- GAS DETECTOR: CARBON MONOXIDE
- COMBINED SMOKE-GAS DETECTOR
- COMBINED SMOKE-HEAT DETECTOR
- DUCT MOUNTED SMOKE DETECTOR: PHOTO-ELECTRIC TYPE.
- SMOKE DAMPER OR FIRE/SMOKE DAMPER. REFER TO MECHANICAL FOR ADDITIONAL INFORMATION.
- F RT — DUCT MOUNTED SMOKE DETECTOR KEY ACTIVATED REMOTE TEST STATION. MOUNT 48" A.F.F. TO CENTER OF DEVICE. PROVIDE LABEL ON REMOTE TEST STATION COVER WHICH IDENTIFIES RELATED AHU DESIGNATION AND RELATED DUCT MOUNTED SMOKE DETECTOR ADDRESS.
- M — FIRE ALARM ELECTROMAGNETIC DOOR HOLDER.
- F CR — ADDRESSABLE CONTROL RELAY.
- F MM — ADDRESSABLE MONITOR MODULE.
- SPRINKLER SYSTEM WATER FLOW SWITCH.
- SPRINKLER SYSTEM TAMPER (SUPERVISORY) SWITCH.
- FAAP — FIRE ALARM ANNUNCIATOR PANEL
- FACP — FIRE ALARM CONTROL PANEL
- NAC — FIRE ALARM EXTENDER PANEL

## DRAWING REFERENCES

- 2 / SC-8 — DETAIL NUMBER; PLAN DETAIL REFERENCE TITLE; DRAWING NUMBER
- 3 — KEYED NOTE DESIGNATION
- 1 / E-1 — SECTION NUMBER; SECTION REFERENCE TITLE; DRAWING NUMBER

## TECHNOLOGY SHEET INDEX:


| SHEET NO. | SHEET NAME |
|---|---|
| T0.0 | TECHNOLOGY SEISMIC CODE BLOCK |
| T0.1 | TECHNOLOGY LEGEND AND NOTES |
| T0.2 | RESPONSIBILITY MATRIX |
| TD2.0 | LOWER LEVEL DEMO PLAN - TECH |
| TD2.1 | FIRST FLOOR DEMO PLAN - TECH |
| TD2.1A | FIRST FLOOR DEMO PLAN - AREA A - TECH |
| TD2.1B | FIRST FLOOR DEMO PLAN - AREA B - TECH |
| TD2.2 | SECOND FLOOR DEMO PLAN - TECH |
| TD2.3 | ROOF DEMO PLAN - TECH |
| TD3.0 | LOWER LEVEL DEMO PLAN - FIRE ALARM |
| TD3.1 | FIRST FLOOR DEMO PLAN - FIRE ALARM |
| TD3.1A | FIRST FLOOR DEMO PLAN - AREA A - FA |
| TD3.1B | FIRST FLOOR DEMO PLAN - AREA B - FA |
| TD3.2 | SECOND FLOOR DEMO PLAN - FIRE ALARM |
| TD3.3 | ROOF DEMO PLAN - FIRE ALARM |
| TD4.1 | ENLARGED DEMO PLANS - TECH |
| TD5.1 | ENLARGED DEMO PLANS - FIRE ALARM |
| T2.0 | LOWER LEVEL PLAN - TECH |
| T2.1 | FIRST FLOOR PLAN - TECH |
| T2.1A | FIRST FLOOR PLAN - AREA A - TECH |
| T2.1B | FIRST FLOOR PLAN - AREA B - TECH |
| T2.2 | SECOND FLOOR PLAN - TECH |
| T2.3 | ROOF PLAN - TECH |
| T3.0 | LOWER LEVEL PLAN - FIRE ALARM |
| T3.1 | FIRST FLOOR PLAN - FIRE ALARM |
| T3.1A | FIRST FLOOR PLAN - AREA A - FIRE ALARM |
| T3.1B | FIRST FLOOR PLAN - AREA B - FIRE ALARM |
| T3.2 | SECOND FLOOR PLAN - FIRE ALARM |
| T3.3 | ROOF PLAN - FIRE ALARM |
| T4.1 | ENLARGED PLANS - TECH |
| T5.1 | ENLARGED PLANS - FIRE ALARM |
| T6.0 | TECHNOLOGY - DETAILS |
| T6.1 | TECHNOLOGY - DETAILS |
| T7.0 | TECHNOLOGY - SCHEMATIC DIAGRAMS |



bond architects
222 SOUTH CENTRAL AVE.
SUITE# 501
ST. LOUIS, MO 63105
TEL: 314.863.4994
FAX: 314.863.4996
www.bondarchitectsinc.com
Bond Architects, Inc.
Missouri State Certificate of Authority # 2009027409

**Cole & Associates, Inc.**
Civil Engineer
Consultant Project #26-0064
Certificate of Authority #001165
401 S. 18th St., Suite 200
St. Louis, MO 63103
314.984.9887 tel

**CASE Engineering, Inc.**
Structural Engineer
Consultant Project BDA-MO-06-26
Certificate of Authority #001498
796 Merus Ct.
Fenton, MO 63026
636.349.1600 tel

**RTM Engineering Consultants**
MEP Engineer
Consultant Project #26.B00203.2171
Certificate of Authority #2002028690
3701 S. Lindbergh Blvd.
St. Louis, MO 63127
314.725.5889 tel


West High School
14653 Clayton Rd., Ballwin, MO 63011
Parkway PN #542501B
Building Renovation & Site Improvements

Parkway School District
363 N. Woods Mill Rd., Chesterfield, MO 63017
314.415.6231 tel

Project No: 26022

Revisions

| No. | Description | Date |
|---|---|---|
| | | |


This drawing and the details on it are the sole property of the architect and may be used for this specific project only. It shall not be loaned, copied or reproduced, in whole or in part, or for any other purpose or project without the written consent of the Architect.
Copyright © 2026 by Bond Architects, Inc.


STATE OF MISSOURI — MICHAEL D. MITCHELL — NUMBER PE-2010019979 — PROFESSIONAL ENGINEER
10/23/2026
MICHAEL D. MITCHELL
MO License #2010019979 | EXP: 12/31/2026
Certificate of Authority 2014035826

The Professional Architects seal affixed to this sheet applies only to the material and items shown on this sheet. All drawings, instruments or other documents not exhibiting this seal shall not be considered prepared by this architect, and this architect expressly disclaims any and all responsibility for such plan, drawings or documents not exhibiting this seal.

DATE: 10/23/2026

BID / PERMIT SET

TECHNOLOGY LEGEND AND NOTES

T0.1

10/23/2026 10:04:35 AM

## LOW VOLTAGE SYSTEMS - DIVISION OF RESPONSIBILITY SCHEDULE

| | SYSTEM \ RESPONSIBILITY | PARKWAY SCHOOLS (THE OWNER) | ELECTRICAL CONTRACTOR (SUBCONTRACTOR) | CERTIFIED SMARTBOARD/PROJECTOR INSTALLER (SUBCONTRACTOR) | PUBLIC ADDRESS SYSTEM SERVICE CONTRACTOR (SUBCONTRACTOR) | DATA/TELEPHONE SERVICE CONTRACTOR (SUBCONTRACTOR) | FIRE ALARM SYSTEM CONTRACTOR (SUBCONTRACTOR) | BUILDING AUTOMATION CONTROLS CONTRACTOR (SUBCONTRACTOR) | DOOR HARDWARE VENDOR / INSTALLER (SUBCONTRACTOR) |
|---|---|---|---|---|---|---|---|---|---|
| 1 | DATA AND/OR VOICE SYSTEM - EQUIPMENT, DEVICE, AND WIRING SYSTEM DEMOLITION. | | X | | | | | | |
| 2 | DATA AND/OR VOICE SYSTEM - CONDUIT AND OUTLET BOX IN WALL: PROVIDE, INSTALL, AND RELOCATE. | | X | | | | | | |
| 3 | DATA AND/OR VOICE SYSTEM - JACKS, PLATES, AND WIRING SYSTEM: PROVIDE, INSTALL, AND RELOCATE. | | X | | | | | | |
| 4 | DATA AND/OR VOICE SYSTEM - PATCH CORD FROM PATCH PANEL TO NETWORK EQUIPMENT. | X | | | | | | | |
| 5 | DATA AND/OR VOICE SYSTEM - DUAL CHANNEL RACEWAY CONTAINING 120 VOLT POWER AND DATA AND/OR VOICE: PROVIDE, INSTALL, AND RELOCATE. | | X | | | | | | |
| 6 | SMART-BOARD/PROJECTOR - EQUIPMENT, DEVICE, AND WIRING SYSTEM DEMOLITION: NOTHING TO SALVAGE. | | X | | | | | | |
| 7 | SMART-BOARD/PROJECTOR - EQUIPMENT AND DEVICE REMOVAL: SAVE FOR RE-INSTALLATION. | | | X | | | | | |
| 8 | SMART-BOARD/PROJECTOR - EQUIPMENT, DEVICE, AND WIRING SYSTEM: PROVIDE, INSTALL, OR RELOCATE. | | | X | | | | | |
| 9 | 120 VOLT POWER FOR SMART BOARD/PROJECTOR. | | X | | | | | | |
| 10 | PA (PUBLIC ADDRESS) SYSTEM - EQUIPMENT, DEVICE, AND WIRING SYSTEM DEMOLITION. | | X | | | | | | |
| 11 | PA SYSTEM - EQUIPMENT, DEVICE, AND WIRING SYSTEM: PROVIDE, INSTALL OR RELOCATE. | | | | X | | | | |
| 12 | PA SYSTEM- TERMINATING FROM DEVICE TO PUNCH DOWN BLOCK. | | | | X | | | | |
| 13 | PA SYSTEM - WIRING FROM PUNCH DOWN BLOCK TO P/A CHASSIS (PANEL). | | | | X | | | | |
| 14 | PA SYSTEM - SYSTEM PROGRAMMING AND CHECKOUT | | | | X | | | | |
| 15 | FIRE ALARM - EQUIPMENT, DEVICE, AND WIRING SYSTEM DEMOLITION. | | X | | | | | | |
| 16 | FIRE ALARM - EQUIPMENT, DEVICE, AND WIRING SYSTEM: PROVIDE WIRING; INSTALL, AND RELOCATE ALL. | | X | | | | | | |
| 17 | FIRE ALARM - EQUIPMENT AND DEVICES: INSTALL, AND RELOCATE. | | X | | | | | | |
| 18 | FIRE ALARM - SUPPLY EQUIPMENT AND DEVICES. | | | | | | X | | |
| 19 | FIRE ALARM - SYSTEM PROGRAMMING AND CHECKOUT. | | | | | | X | | |
| 19 | CCTV (CLOSED CIRCUIT TELEVISION) SECURITY SYSTEM - EQUIPMENT, DEVICE, AND WIRING SYSTEM DEMOLITION. | | X | | | | | | |
| 20 | CCTV (CLOSED CIRCUIT TELEVISION) SECURITY SYSTEM - REMOVE EXIST CAMERA(S) STORE FOR REINSTALLATION. | X | | | | | | | |
| 21 | CCTV SECURITY SYSTEM - EQUIPMENT, DEVICE, AND WIRING SYSTEM: PROVIDE, INSTALL, AND RELOCATE. | | X | | | | | | |
| 22 | CCTV SECURITY SYSTEM - CAMERAS: PROVIDE NEW CAMERA(S) AND FINAL INSTALLATION AND REINSTALL EXIST CAMERA(S) | X | | | | | | | |
| 23 | 120 VOLT POWER FOR CCTV CAMERAS OR CAMERA HEATERS. | | X | | | | | | |
| 24 | CATV (CABLE TELEVISION) SYSTEM - EQUIPMENT, DEVICE, AND WIRING SYSTEM DEMOLITION. | | X | | | | | | |
| 25 | CATV SYSTEM - EQUIPMENT, DEVICE, AND WIRING SYSTEM: PROVIDE, INSTALL, AND RELOCATE. | | X | | | | | | |
| 26 | SECURITY SENSOR SYSTEM - EQUIPMENT, DEVICE, AND WIRING SYSTEM DEMOLITION. | X | | | | | | | |
| 27 | SECURITY SENSOR SYSTEM - EQUIPMENT, DEVICE, AND WIRING SYSTEM: PROVIDE, INSTALL, AND RELOCATE. | X | | | | | | | |
| 28 | HVAC LOCAL CONTROL (IF NO BAS CONTROL IN PROJECT SCOPE) - EQUIPMENT, DEVICE, AND WIRING SYSTEM DEMOLITION. | | X | | | | | | |
| 29 | HVAC LOCAL CONTROL (IF NO BAS CONTROL IN PROJECT SCOPE) - EQUIPMENT, DEVICE, AND WIRING SYSTEM: PROVIDE, INSTALL, AND RELOCATE. | | X | | | | | | |
| 30 | HVAC LOCAL CONTROL (IF BAS CONTROL IS IN PROJECT SCOPE) - EQUIPMENT, DEVICE, AND WIRING SYSTEM DEMOLITION. | | | | | | | X | |
| 31 | HVAC LOCAL CONTROL (IF BAS CONTROL IS IN PROJECT SCOPE) - EQUIPMENT, DEVICE, AND WIRING SYSTEM: PROVIDE, INSTALL, AND RELOCATE. | | | | | | | X | |
| 32 | BAS (BUILDING AUTOMATION SYSTEM) SYSTEM - EQUIPMENT, DEVICE, AND WIRING SYSTEM DEMOLITION. | | | | | | | X | |
| 33 | BAS SYSTEM - EQUIPMENT, DEVICE, AND WIRING SYSTEM: PROVIDE, INSTALL, AND RELOCATE. | | | | | | | X | |
| 34 | ACCESS CONTROL SYSTEM - REMOVE EXISTING DOOR HARDWARE AND DEVICE(S) STOR FOR REINSTALLATION | X | | | | | | | |
| 35 | ACCESS CONTROL SYSTEM - DEVICE(S) WIRING: PROVIDE, INSTALL, AND/OR REINSTALL | | X | | | | | | |
| 36 | ACCESS CONTROL SYSTEM - WIRING CATEGORY 6 HOME RUN: PROVIDE AND INSTALL TO NEAREAST MDF OR IDF | | X | | | | | | |
| 37 | ACCESS CONTROL SYSTEM - PROGRAMMING ACCESS CONTROL | X | | | | | | | |
| 38 | ACCESS CONTROL SYSTEM - PROVIDE FINAL CONNECTIONS AT PATCH PANEL | X | | | | | | | |
| 39 | ACCESS CONTROL SYSTEM - DOOR HARDWARE, DEVICES, CABLING FROM DOOR HARDWARE TO ACCESSIBLE CEILING OR SIMILAR | | | | | | | | X |

GENERAL NOTES:

A. THE TERM "WIRING SYSTEM" AS USED IN THIS SCHEDULE INCLUDES SUPPORTS, SLEEVES, CONDUITS, AND RACEWAYS ASSOCIATED WITH THE WIRING.
B. Certified Smart Board/Projector Installer: Schiller's A/V. Contact David Wyne at 314-968-1184 or email: dwyne@schillers.com.
C. Public Address (PA) System for all other buildings: Primary Systems. Contact Andy Ernstein or Randy Sites at 314-880-9977 or email: aernstein@primary-systems.com or rsites@primary-systems.com.
D. Fire Alarm System Contractor: ABF, Inc. Contact Mike Wagner 636-600-4705, or email: mikew@abfsecurity.com.
E. Parkway IT CCTV Security System - Julian Erber 314-415-8043, cell 314-343-7945 or email jerber@parkwayschools.net or Gerry Fosdick 314-415-8085 or email gfosdick@parkwayschools.net.
F. Building Automation Controls System (BAS): ACES. Contact Justin Vogt at 314-581-4476 or email: jmvogt@automaticcontrols.net.
G. Parkway Locksmith and Access Control Programming - Daniel Martinez 314-415-8274, cell 314-681-6161 or email dmartinez@parkwayschools.net.

## FIRE ALARM SEQUENCE OF OPERATION MATRIX

| | SYSTEM INPUT \ SYSTEM OUTPUT | A AUDIBLE ALARM ACTIVATION | B ACTUATES STROBES | C TRANSMIT ALARM TO REMOTE STATION | D DISPLAY ALARM SIGNAL | E DISPLAY SUPERVISORY SIGNAL | F TRANSMIT SUPERVISORY SIGNAL | G TRANSMIT SUPERVISORY SIGNAL | H TRANSMIT TROUBLE SIGNAL | I RECORD EVENT AT FIRE ALARM CONTROL PANEL | J ELEVATOR RECALL | K SHUNT TRIP ELEVATOR POWER | L FLASH FIREHAT LIGHT IN ELEVATOR CAB | M ACTIVATE SPRINKLER FLOW BELL | N SHUT DOWN AIR HANDLING UNIT | O ALLOW AUTOMATIC RESTART OF AIR HANDLING UNIT |
|---|---|---|---|---|---|---|---|---|---|---|---|---|---|---|---|---|
| 1 | MANUAL PULL STATION | X | X | X | X | - | - | - | - | X | - | - | - | - | - | - |
| 2 | AREA SMOKE DETECTOR | X | X | X | X | - | - | - | - | X | - | - | - | - | - | - |
| 3 | DUCT SMOKE DETECTOR | - | - | - | - | X | - | X | - | - | - | - | - | - | X | - |
| 4 | SPRINKLER SYSTEM WATER FLOW | X | X | X | X | - | - | - | - | X | - | - | - | X | - | - |
| 5 | SPRINKLER SYSTEM TAMPER | - | - | - | - | X | - | X | - | X | - | - | - | - | - | - |
| 6 | FIRE ALARM AC POWER FAILURE | - | - | - | - | - | X | - | *X | X | - | - | - | - | - | - |
| 7 | FIRE ALARM LOW BATTERY | - | - | - | - | - | X | - | X | X | - | - | - | - | - | - |
| 8 | FIRE ALARM OPEN CIRCUIT | - | - | - | - | - | X | - | X | X | - | - | - | - | - | - |
| 9 | FIRE ALARM GROUND FAULT | - | - | - | - | - | X | - | X | X | - | - | - | - | - | - |
| 10 | NOTIFICATION APPLIANCE CIRCUIT FAULT | - | - | - | - | - | X | - | X | X | - | - | - | - | - | - |
| 11 | FIRE ALARM PANEL CLEAR | - | - | - | - | - | - | - | - | X | - | - | - | - | - | X |

GENERAL NOTES:

A. FIRE ALARM SYSTEM SHALL BE VOICE EVACUATION. CONTRACTOR SHALL COORDINATE WITH OWNER PRE-PROGRAMMED NOTIFICATIONS.
B. OPERATION RESPONSE MATRIX IF FOR GENERAL REFERENCE PURPOSES. FIRE ALARM CONTRACTOR SHALL BE RESPONSIBLE FOR PROVIDING EXACT REQUIREMENTS FOR OPERATIONAL RESPONSE MATRIX.
C. *X - TRANSMIT TROUBLE SIGNAL WHEN LOSS OF POWER EXCEEDS 2 HOURS


bond architects
222 SOUTH CENTRAL AVE.
SUITE# 501
ST. LOUIS, MO 63105
TEL: 314.863.4994
FAX: 314.863.4996
www.bondarchitectsinc.com
Bond Architects, Inc.
Missouri State Certificate of Authority # 2009027409

**Cole & Associates, Inc.**
Civil Engineer
Consultant Project #26-0064
Certificate of Authority #001165
401 S. 18th St., Suite 200
St. Louis, MO 63103
314.984.9887 tel

**CASE Engineering, Inc.**
Structural Engineer
Consultant Project BDA-MO-06-26
Certificate of Authority #001498
796 Merus Ct.
Fenton, MO 63026
636.349.1600 tel

**RTM Engineering Consultants**
MEP Engineer
Consultant Project #26.B00203.2171
Certificate of Authority #2002028690
3701 S. Lindbergh Blvd.
St. Louis, MO 63127
314.725.5889 tel


West High School
14653 Clayton Rd., Ballwin, MO 63011
Parkway PN #542501B
Building Renovation & Site Improvements

Parkway School District
363 N. Woods Mill Rd., Chesterfield, MO 63017
314.415.8231 tel

Project No: 26022

Revisions

| No. | Description | Date |
|---|---|---|
| | | |


This drawing and the details on it are the sole property of the architect and may be used for this specific project only. It shall not be loaned, copied or reproduced, in whole or in part, or for any other purpose or project without the written consent of the Architect. Copyright © 2026 by Bond Architects, Inc.


STATE OF MISSOURI
MICHAEL D. MITCHELL
NUMBER PE-2010019977
PROFESSIONAL ENGINEER
10/23/2026
MICHAEL D. MITCHELL
M.I.Date:A2010019977 10/23/2026
Certificate of Authority 2014035826


The Professional Architects seal affixed to this sheet applies only to the material and items shown on this sheet. All drawings, instruments or other documents not exhibiting this seal shall not be considered prepared by this architect, and this architect expressly disclaims any and all responsibility for such plan, drawings or documents not exhibiting this seal.


DATE: 10/23/2026

BID / PERMIT SET

RESPONSIBILITY MATRIX

T0.2

10/23/2026 10:04:36 AM

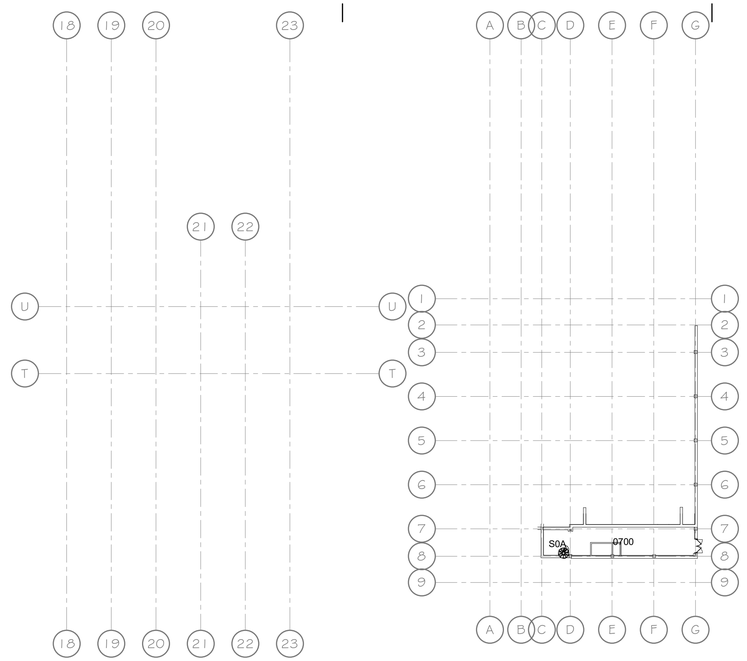


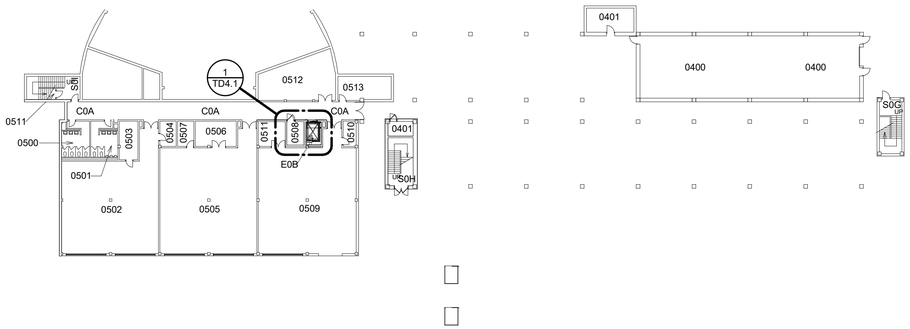


N

1 / TD2.0 DEMO - LOWER LEVEL - OVERALL - TECHNOLOGY
1/32" = 1'-0"

10/23/2026 10:04:36 AM

SCALE: 3" = 1'-0" 0 0.25' 0.5' 1'
SCALE: 1 1/2" = 1'-0" 0 0.5' 1' 2'
SCALE: 1" = 1'-0" 0 0.5' 1' 2'
SCALE: 3/4" = 1'-0" 0 1' 2' 3'
SCALE: 1/2" = 1'-0" 0 1' 2' 4'
SCALE: 1/4" = 1'-0" 0 2' 4' 8'
SCALE: 1/8" = 1'-0" 0 4' 8' 16'
SCALE: 1/16" = 1'-0" 0 8' 16' 32'


bond architects
222 SOUTH CENTRAL AVE.
SUITE# 501
ST. LOUIS, MO 63105
TEL: 314.863.4994
FAX: 314.863.4996
www.bondarchitectsinc.com
Bond Architects, Inc.
Missouri State Certificate of Authority # 2009027409

**Cole & Associates, Inc.**
Civil Engineer
Consultant Project #26-0064
Certificate of Authority #001165
401 S. 18th St., Suite 200
St. Louis, MO 63103
314.984.9887 tel

**CASE Engineering, Inc.**
Structural Engineer
Consultant Project BDA-MO-06-26
Certificate of Authority #001498
796 Merus Ct.
Fenton, MO 63026
636.349.1600 tel

**RTM Engineering Consultants**
MEP Engineer
Consultant Project #26.B00203.2171
Certificate of Authority #2002028690
3701 S. Lindbergh Blvd.
St. Louis, MO 63127
314.725.5889 tel


West High School
14653 Clayton Rd., Ballwin, MO 63011
Parkway PN #542501B
Building Renovation & Site Improvements

Parkway School District
363 N. Woods Mill Rd., Chesterfield, MO 63017
314.415.8231 tel

Project No: 26022

Revisions

| No. | Description | Date |
|---|---|---|
| | | |


This drawing and the details on it are the sole property of the architect and may be used for this specific project only. It shall not be loaned, copied or reproduced, in whole or in part, or for any other purpose or project without the written consent of the Architect. Copyright © 2026 by Bond Architects, Inc.


STATE OF MISSOURI
MICHAEL D. MITCHELL
NUMBER PE-2010019977
PROFESSIONAL ENGINEER
10/23/2026
MICHAEL D. MITCHELL
MO Number A2010195777, Cert 2310/2026
Certificate of Authority 2014035826

The Professional Architects seal affixed to this sheet applies only to the material and items shown on this sheet. All drawings, instruments or other documents not exhibiting this seal shall not be considered prepared by this architect, and this architect expressly disclaims any and all responsibility for such plan, drawings or documents not exhibiting this seal.

DATE: 10/23/2026

BID / PERMIT SET

# LOWER LEVEL DEMO PLAN - TECH

# TD2.0

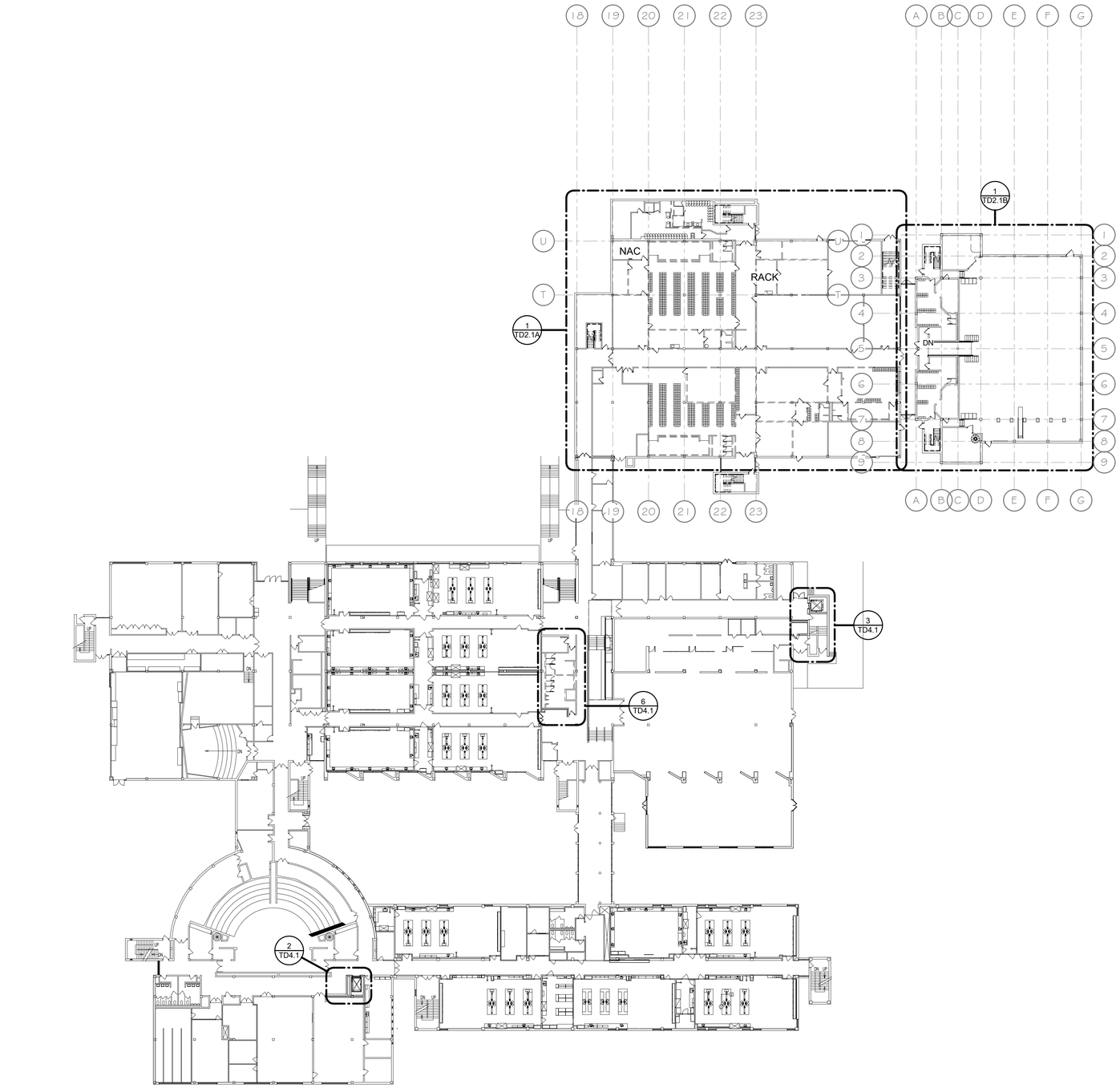


N 1 TD2.1 DEMO - FIRST FLOOR - OVERALL - TECHNOLOGY
1/32" = 1'-0"

10/23/2026 10:04:44 AM

SCALE: 3/4" = 1'-0"
SCALE: 1 1/2" = 1'-0"
SCALE: 1" = 1'-0"
SCALE: 3/8" = 1'-0"
SCALE: 1/2" = 1'-0"
SCALE: 1/4" = 1'-0"
SCALE: 1/8" = 1'-0"
SCALE: 1/16" = 1'-0"


bond architects
222 SOUTH CENTRAL AVE.
SUITE# 501
ST. LOUIS, MO 63105
TEL: 314.863.4994
FAX: 314.863.4996
www.bondarchitectsinc.com
Bond Architects, Inc.
Missouri State Certificate of Authority # 2009027409

**Cole & Associates, Inc.**
Civil Engineer
Consultant Project #26-0064
Certificate of Authority #001165
401 S. 18th St., Suite 200
St. Louis, MO 63103
314.984.9887 tel

**CASE Engineering, Inc.**
Structural Engineer
Consultant Project BDA-MO-06-26
Certificate of Authority #001498
796 Merus Ct.
Fenton, MO 63026
636.349.1600 tel

**RTM Engineering Consultants**
MEP Engineer
Consultant Project #26.B00203.2171
Certificate of Authority #2002028690
3701 S. Lindbergh Blvd.
St. Louis, MO 63127
314.725.5889 tel


West High School
14653 Clayton Rd., Ballwin, MO 63011
Parkway PN #542501B
Building Renovation & Site Improvements

Parkway School District
363 N. Woods Mill Rd., Chesterfield, MO 63017
314.415.8231 tel

Project No: 26022

Revisions

| No. | Description | Date |
|---|---|---|
| | | |
| | | |
| | | |
| | | |
| | | |
| | | |


This drawing and the details on it are the sole property of the architect and may be used for this specific project only. It shall not be loaned, copied or reproduced, in whole or in part, or for any other purpose or project without the written consent of the Architect.
Copyright © 2026 by Bond Architects, Inc.


STATE OF MISSOURI
MICHAEL D. MITCHELL
NUMBER PE-2010019577
PROFESSIONAL ENGINEER
10/23/2026
MICHAEL D. MITCHELL
MO License #2010019577 Exp. 12/31/2026
Certificate of Authority 2014033826

The Professional Architects seal affixed to this sheet applies only to the material and items shown on this sheet. All drawings, instruments or other documents not exhibiting this seal shall not be considered prepared by this architect, and this architect expressly disclaims any and all responsibility for such plan, drawings or documents not exhibiting this seal.

DATE: 10/23/2026

BID / PERMIT SET

# FIRST FLOOR DEMO PLAN - TECH

# TD2.1

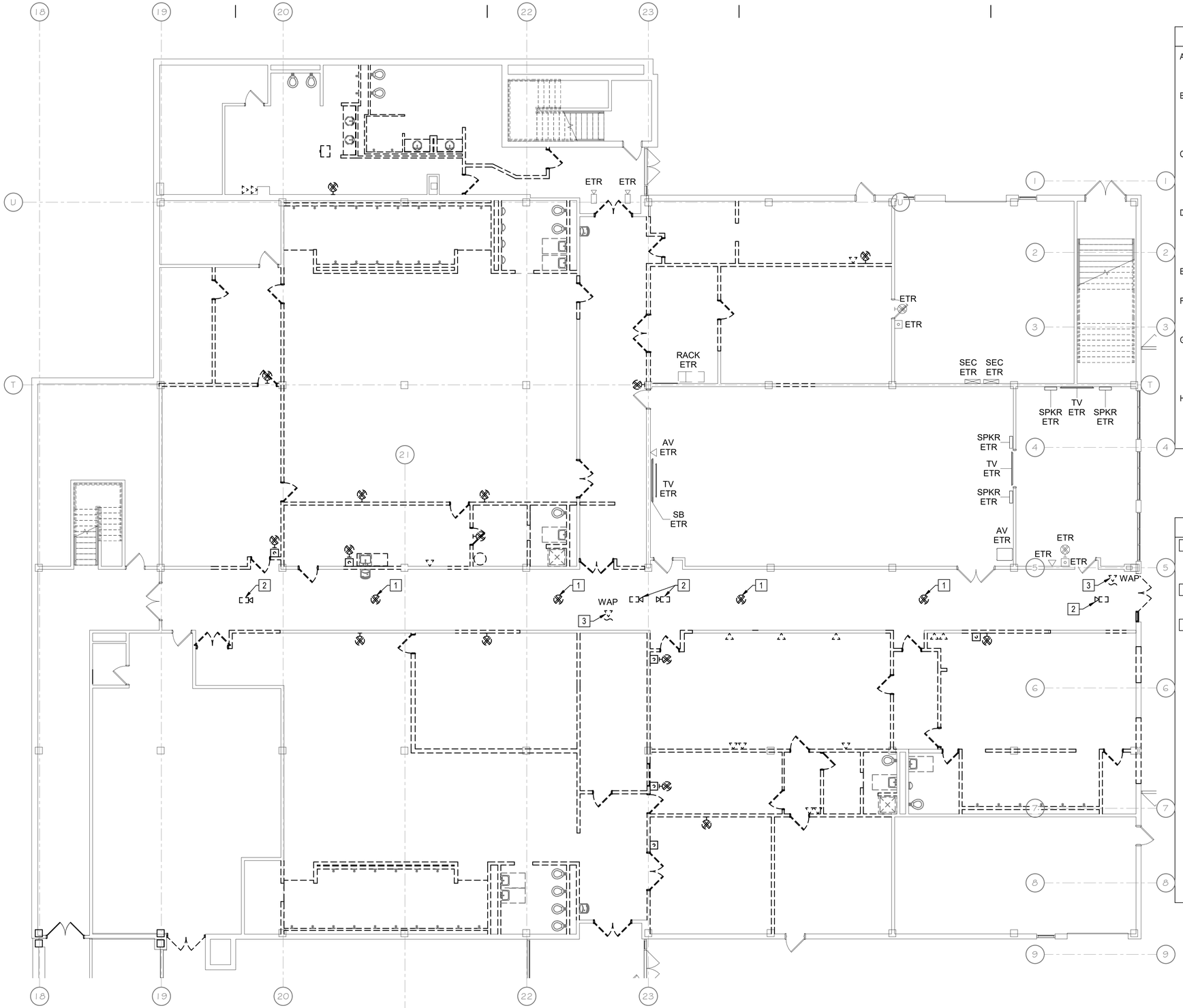


1 TD2.1A DEMO - FIRST FLOOR - AREA A - TECHNOLOGY
1/8" = 1'-0"

## GENERAL NOTES

A. ALL DEVICES SHOWN ARE EXISTING TO BE DEMOLISHED UNLESS NOTED OTHERWISE AS EXISTING TO REMAIN (ETR). DEVICES NOT SHOWN ARE EXISTING TO REMAIN.

B. PLANS ARE DIAGRAMMATIC IN NATURE. THEY REFLECT THE AVAILABLE INFORMATION OBTAINED FROM FIELD OBSERVATION AND EXISTING DOCUMENTATION. ACTUAL LOCATION OF ELEMENTS AND EQUIPMENT MAY DEVIATE FROM THE LOCATION AND QUANTITIES SHOWN.

C. EXISTING CABLING TO REMAIN SHALL BE TEMPORARILY SUPPORTED AND PROTECTED. EXISTING CABLING RUNNING THROUGH SPACE ARE EXISTING TO REMAIN UNLESS NOTED OTHERWISE. IF CABLE IS DAMAGED DURING THE CONSTRUCTION PROCESS, CONTRACTOR SHALL REPLACE CABLE WITH NEW PER SPECIFICATIONS.

D. WHILE MOST DEMOLITION WORK IS CONFINED TO CERTAIN AREAS OF THE BUILDING, WORK FOR TECHNOLOGY COMMUNICATION SYSTEMS MAY BE EXTENDED TO INCLUDE OTHER AREAS OUTSIDE THE SCOPE OF WORK. PLAN IN ADVANCE TO PERFORM WORK IN OTHER AREAS TO MINIMIZE INTERRUPTIONS.

E. DEMOLITION REFERS TO THE DISCONNECTION AND REMOVAL OF EQUIPMENT, CABLING AND COMPONENTS BACK TO SOURCE.

F. CONTRACTOR SHALL PROVIDE ALL CUTTING AND PATCHING AS REQUIRED FOR EXECUTION OF DEMOLITION WORK AND INSTALLATION OF NEW WORK.

G. COORDINATE THE DISCONNECTION AND REMOVAL OF ALL ITEMS WITH ASSOCIATED TRADES. ENSURE SERVICES THAT ARE REQUIRED TO REMAIN ACTIVE ARE ACTIVE DURING AND AFTER DEMOLITION IS COMPLETED. COORDINATE WITH FLOORS ABOVE AND BELOW FOR THE AVOIDANCE OF INADVERTENT SERVICE DEACTIVATION.

H. CONTRACTOR SHALL VISIT SITE PRIOR TO BID SUBMITTAL TO DETERMINE SITE CONDITIONS AFFECTING THE EXECUTION OF WORK. FAILURE TO BE ACQUAINTED WITH EXISTING CONDITIONS WILL NOT BE JUSTIFICATION FOR ADDITIONAL SERVICES.

## KEYED NOTES

1. DISCONNECT AND REMOVE EXISTING SPEAKER. MAINTAIN EXISTING CIRCUIT FOR RE-USE. EXISTING CABLING SHALL BE PROTECTED, COILED AND SUPPORTED AT CEILING. REFER TO NEW WORK PLAN FOR RE-INSTALLATION.
2. OWNER SHALL REMOVE EXISTING VIDEO SURVEILLANCE CAMERA. CONTRACTOR SHALL COIL, MANAGE AND PROTECT. CABLING SHALL BE SUPPORTED AT CEILING.
3. OWNER SHALL DISCONNECT AND REMOVE EXISTING WIRELESS ACCESS POINT. CONTRACTOR SHALL COIL, MANAGE AND PROTECT EXISTING CABLING. CABLING SHALL BE SUPPORTED AT CEILING.


bond architects
222 SOUTH CENTRAL AVE.
SUITE# 501
ST. LOUIS, MO 63105
TEL: 314.863.4994
FAX: 314.863.4996
www.bondarchitectsinc.com
Bond Architects, Inc.
Missouri State Certificate of Authority # 2009027409

**Cole & Associates, Inc.**
Civil Engineer
Consultant Project #26-0064
Certificate of Authority #001165
401 S. 18th St., Suite 200
St. Louis, MO 63103
314.984.9887 tel

**CASE Engineering, Inc.**
Structural Engineer
Consultant Project BDA-MO-06-26
Certificate of Authority #001498
796 Merus Ct.
Fenton, MO 63026
636.349.1600 tel

**RTM Engineering Consultants**
MEP Engineer
Consultant Project #26.B00203.2171
Certificate of Authority #2002028690
3701 S. Lindbergh Blvd.
St. Louis, MO 63127
314.725.5889 tel


West High School
14653 Clayton Rd., Ballwin, MO 63011
Parkway PN #542501B
Building Renovation & Site Improvements

Parkway School District
363 N. Woods Mill Rd., Chesterfield, MO 63017
314.415.6231 tel

Project No: 26022

Revisions

| No. | Description | Date |
|---|---|---|
| | | |


This drawing and the details on it are the sole property of the architect and may be used for this specific project only. It shall not be loaned, copied or reproduced, in whole or in part, or for any other purpose or project without the written consent of the Architect.
Copyright © 2026 by Bond Architects, Inc.


STATE OF MISSOURI
MICHAEL D. MITCHELL
NUMBER PE-2010019979
PROFESSIONAL ENGINEER
10/23/2026
MICHAEL D. MITCHELL
MO License #2010019979 EXPIRES 12/31/2026
Certificate of Authority 2014035926

The Professional Architects seal affixed to this sheet applies only to the material and items shown on this sheet. All drawings, instruments or other documents not exhibiting this seal shall not be considered prepared by this architect, and this architect expressly disclaims any and all responsibility for such plan, drawings or documents not exhibiting this seal.

DATE: 10/23/2026

BID / PERMIT SET

# FIRST FLOOR DEMO PLAN - AREA A - TECH

# TD2.1A

10/23/2026 10:04:46 AM

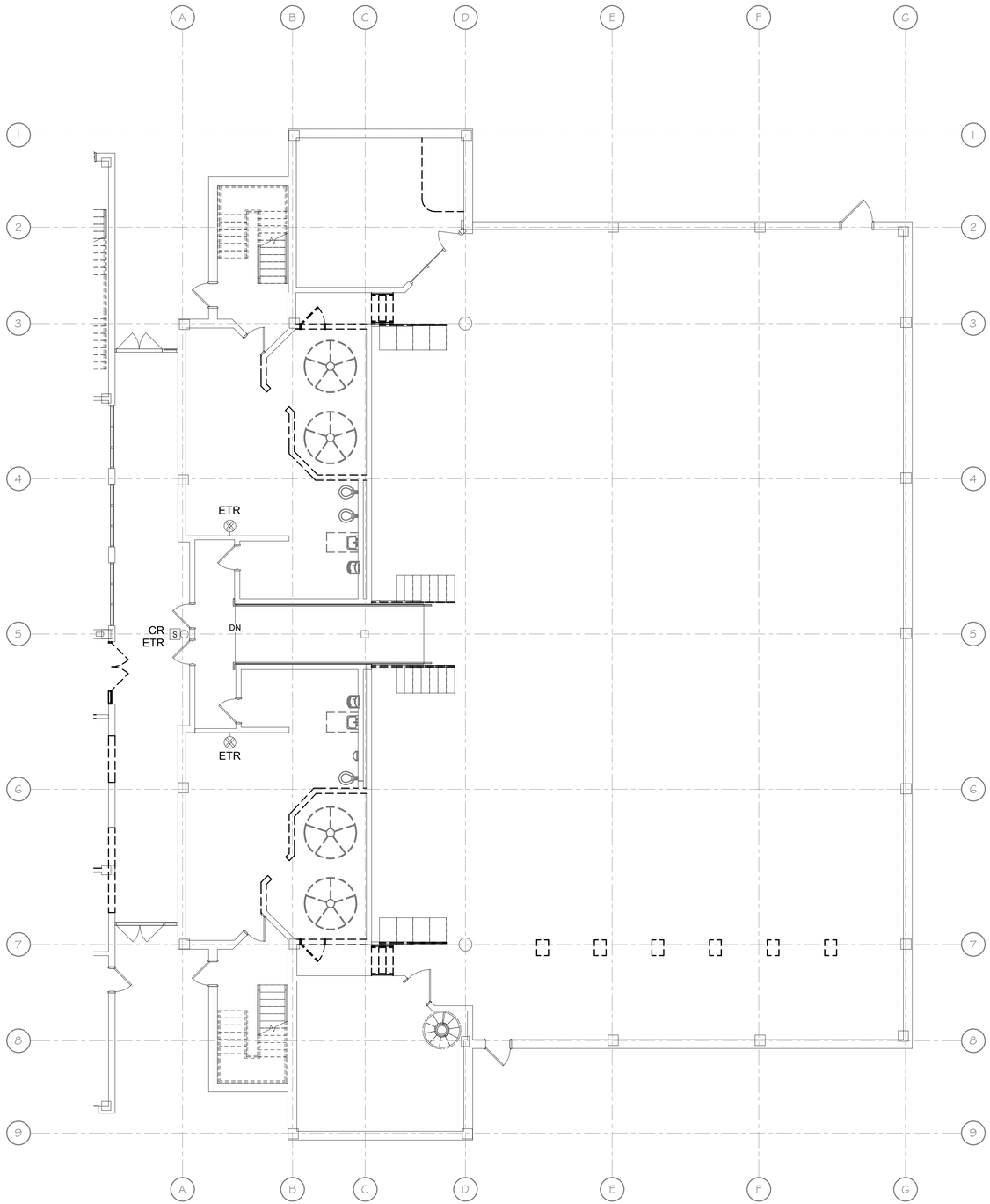


N DEMO - FIRST FLOOR - AREA B - TECHNOLOGY
TD2.1B 1/8" = 1'-0"

## GENERAL NOTES

A. ALL DEVICES SHOWN ARE EXISTING TO BE DEMOLISHED UNLESS NOTED OTHERWISE AS EXISTING TO REMAIN (ETR). DEVICES NOT SHOWN ARE EXISTING TO REMAIN.

B. PLANS ARE DIAGRAMMATIC IN NATURE. THEY REFLECT THE AVAILABLE INFORMATION OBTAINED FROM FIELD OBSERVATION AND EXISTING DOCUMENTATION. ACTUAL LOCATION OF ELEMENTS AND EQUIPMENT MAY DEVIATE FROM THE LOCATION AND QUANTITIES SHOWN.

C. EXISTING CABLING TO REMAIN SHALL BE TEMPORARILY SUPPORTED AND PROTECTED. EXISTING CABLING RUNNING THROUGH SPACE ARE EXISTING TO REMAIN UNLESS NOTED OTHERWISE. IF CABLE IS DAMAGED DURING THE CONSTRUCTION PROCESS, CONTRACTOR SHALL REPLACE CABLE WITH NEW PER SPECIFICATIONS.

D. WHILE MOST DEMOLITION WORK IS CONFINED TO CERTAIN AREAS OF THE BUILDING, WORK FOR TECHNOLOGY COMMUNICATION SYSTEMS MAY BE EXTENDED TO INCLUDE OTHER AREAS OUTSIDE THE SCOPE OF WORK. PLAN IN ADVANCE TO PERFORM WORK IN OTHER AREAS TO MINIMIZE INTERRUPTIONS.

E. DEMOLITION REFERS TO THE DISCONNECTION AND REMOVAL OF EQUIPMENT, CABLING AND COMPONENTS BACK TO SOURCE.

F. CONTRACTOR SHALL PROVIDE ALL CUTTING AND PATCHING AS REQUIRED FOR EXECUTION OF DEMOLITION WORK AND INSTALLATION OF NEW WORK.

G. COORDINATE THE DISCONNECTION AND REMOVAL OF ALL ITEMS WITH ASSOCIATED TRADES. ENSURE SERVICES THAT ARE REQUIRED TO REMAIN ACTIVE ARE ACTIVE DURING AND AFTER DEMOLITION IS COMPLETED. COORDINATE WITH FLOORS ABOVE AND BELOW FOR THE AVOIDANCE OF INADVERTENT SERVICE DEACTIVATION.

H. CONTRACTOR SHALL VISIT SITE PRIOR TO BID SUBMITTAL TO DETERMINE SITE CONDITIONS AFFECTING THE EXECUTION OF WORK. FAILURE TO BE ACQUAINTED WITH EXISTING CONDITIONS WILL NOT BE JUSTIFICATION FOR ADDITIONAL SERVICES.


bond architects
222 SOUTH CENTRAL AVE.
SUITE# 501
ST. LOUIS, MO 63105
TEL: 314.863.4994
FAX: 314.863.4996
www.bondarchitectsinc.com
Bond Architects, Inc.
Missouri State Certificate of Authority # 2009027409

**Cole & Associates, Inc.**
Civil Engineer
Consultant Project #26-0064
Certificate of Authority #001165
401 S. 18th St., Suite 200
St. Louis, MO 63103
314.984.9887 tel

**CASE Engineering, Inc.**
Structural Engineer
Consultant Project BDA-MO-06-26
Certificate of Authority #001498
796 Merus Ct.
Fenton, MO 63026
636.349.1600 tel

**RTM Engineering Consultants**
MEP Engineer
Consultant Project #26.B00203.2171
Certificate of Authority #2002028690
3701 S. Lindbergh Blvd.
St. Louis, MO 63127
314.725.5889 tel


West High School
14653 Clayton Rd., Ballwin, MO 63011
Parkway PN #542501B
Building Renovation & Site Improvements

Parkway School District
363 N. Woods Mill Rd., Chesterfield, MO 63017
314.415.8231 tel

Project No: 26022

Revisions

| No. | Description | Date |
|---|---|---|
| | | |
| | | |
| | | |
| | | |
| | | |
| | | |


This drawing and the details on it are the sole property of the architect and may be used for this specific project only. It shall not be loaned, copied or reproduced, in whole or in part, or for any other purpose or project without the written consent of the Architect. Copyright © 2026 by Bond Architects, Inc.


STATE OF MISSOURI
MICHAEL D. MITCHELL
NUMBER PE-2010019977
PROFESSIONAL ENGINEER
10/23/2026
MO | MICHAEL D. MITCHELL | PE-2010019977 | EXP: 12/31/2026
Certificate of Authority 2014035826

The Professional Architects seal affixed to this sheet applies only to the material and items shown on this sheet. All drawings, instruments or other documents not exhibiting this seal shall not be considered prepared by this architect, and this architect expressly disclaims any and all responsibility for such plan, drawings or documents not exhibiting this seal.

DATE: 10/23/2026

BID / PERMIT SET

# FIRST FLOOR DEMO PLAN - AREA B - TECH

# TD2.1B

10/23/2026 10:04:46 AM

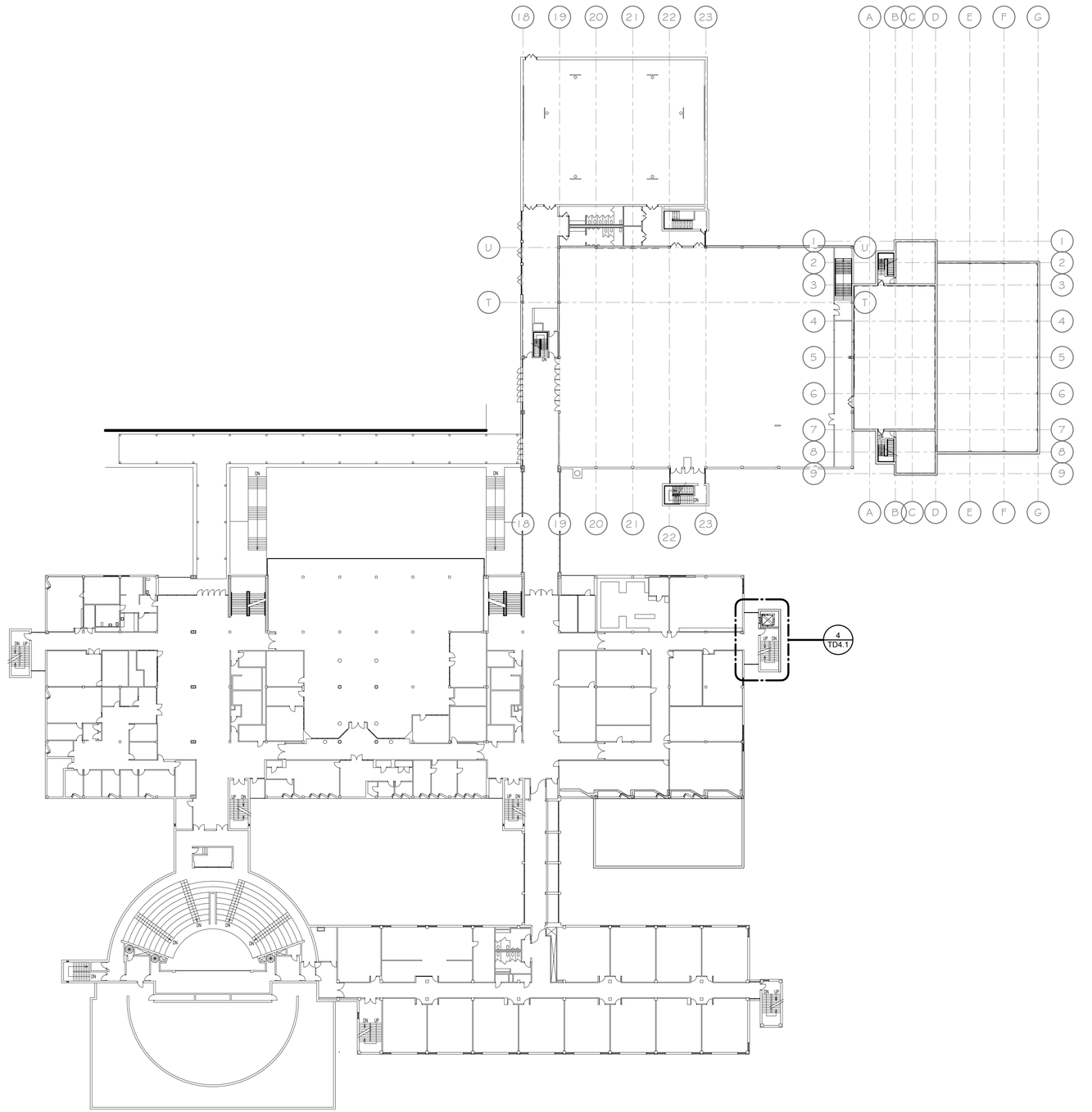


N

1 TD2.2 DEMO - SECOND FLOOR OVERALL - TECHNOLOGY
1/32" = 1'-0"

SCALE: 3" = 1'-0" 0 0.25' 0.5' 1'
SCALE: 1 1/2" = 1'-0" 0 0.5' 1' 2'
SCALE: 1" = 1'-0" 0 0.5' 1' 2'
SCALE: 3/4" = 1'-0" 0 1' 2' 3'
SCALE: 1/2" = 1'-0" 0 1' 2' 4'
SCALE: 1/4" = 1'-0" 0 2' 4' 8'
SCALE: 3/8" = 1'-0" 0 4' 8' 16'
SCALE: 1/16" = 1'-0" 0 8' 16' 32'

10/23/2026 10:04:47 AM


bond architects
222 SOUTH CENTRAL AVE.
SUITE# 501
ST. LOUIS, MO 63105
TEL: 314.863.4994
FAX: 314.863.4996
www.bondarchitectsinc.com
Bond Architects, Inc.
Missouri State Certificate of Authority # 2009027409

**Cole & Associates, Inc.**
Civil Engineer
Consultant Project #26-0064
Certificate of Authority #001165
401 S. 18th St., Suite 200
St. Louis, MO 63103
314.984.9887 tel

**CASE Engineering, Inc.**
Structural Engineer
Consultant Project BDA-MO-06-26
Certificate of Authority #001498
796 Merus Ct.
Fenton, MO 63026
636.349.1600 tel

**RTM Engineering Consultants**
MEP Engineer
Consultant Project #26.B00203.2171
Certificate of Authority #2002028690
3701 S. Lindbergh Blvd.
St. Louis, MO 63127
314.725.5889 tel


West High School
14653 Clayton Rd., Ballwin, MO 63011
Parkway PN #542501B
Building Renovation & Site Improvements

Parkway School District
363 N. Woods Mill Rd., Chesterfield, MO 63017
314.415.8231 tel

Project No: 26022

Revisions

| No. | Description | Date |
|---|---|---|
| | | |
| | | |
| | | |
| | | |
| | | |
| | | |


This drawing and the details on it are the sole property of the architect and may be used for this specific project only. It shall not be loaned, copied or reproduced, in whole or in part, or for any other purpose or project without the written consent of the Architect.
Copyright © 2026 by Bond Architects, Inc.


STATE OF MISSOURI
MICHAEL D. MITCHELL
NUMBER PE-2010019977
PROFESSIONAL ENGINEER
10/23/2026

MICHAEL D. MITCHELL
MO LICENSE NO. PE-2010019977
Certificate of Authority 2014033826

The Professional Architects seal affixed to this sheet applies only to the material and items shown on this sheet. All drawings, instruments or other documents not exhibiting this seal shall not be considered prepared by this architect, and this architect expressly disclaims any and all responsibility for such plan, drawings or documents not exhibiting this seal.

DATE: 10/23/2026

BID / PERMIT SET

# SECOND FLOOR DEMO PLAN - TECH

# TD2.2

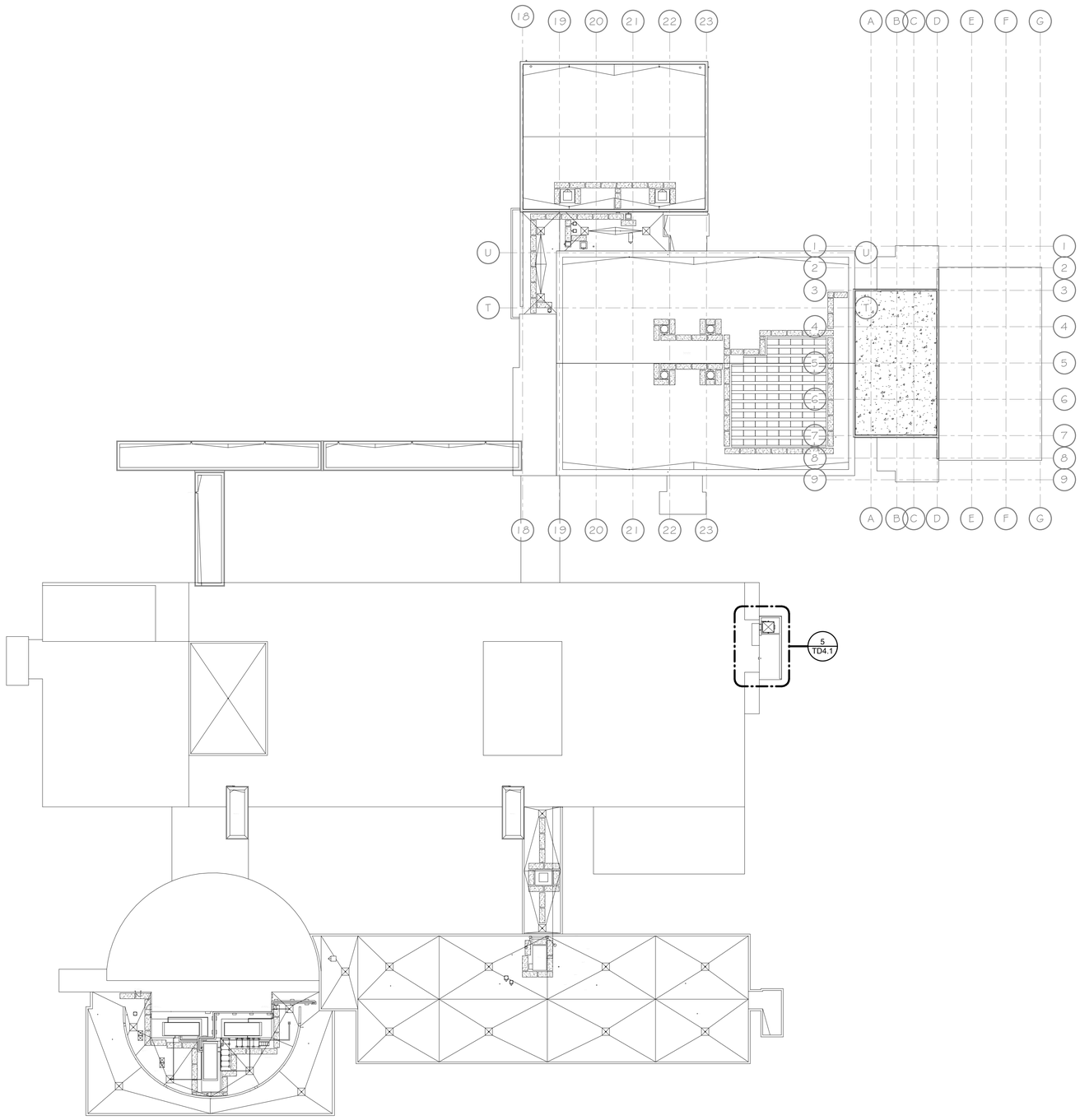


N 1 TD2.3 DEMO - ROOF - TECHNOLOGY
1/32" = 1'-0"

10/23/2026 10:04:48 AM

SCALE: 3" = 1'-0" 0 0.25' 0.5' 1'
SCALE: 1 1/2" = 1'-0" 0 0.5' 1' 2'
SCALE: 1" = 1'-0" 0 0.5' 1' 2'
SCALE: 3/4" = 1'-0" 0 1' 2' 3'
SCALE: 1/2" = 1'-0" 0 1' 2' 4'
SCALE: 1/4" = 1'-0" 0 2' 4' 8'
SCALE: 1/8" = 1'-0" 0 4' 8' 16'
SCALE: 1/16" = 1'-0" 0 8' 16' 32'


bond architects
222 SOUTH CENTRAL AVE.
SUITE# 501
ST. LOUIS, MO 63105
TEL: 314.863.4994
FAX: 314.863.4996
www.bondarchitectsinc.com
Bond Architects, Inc.
Missouri State Certificate of Authority # 2009027409

**Cole & Associates, Inc.**
Civil Engineer
Consultant Project #26-0064
Certificate of Authority #001165
401 S. 18th St., Suite 200
St. Louis, MO 63103
314.984.9887 tel

**CASE Engineering, Inc.**
Structural Engineer
Consultant Project BDA-MO-06-26
Certificate of Authority #001498
796 Merus Ct.
Fenton, MO 63026
636.349.1600 tel

**RTM Engineering Consultants**
MEP Engineer
Consultant Project #26.B00203.2171
Certificate of Authority #2002028690
3701 S. Lindbergh Blvd.
St. Louis, MO 63127
314.725.5889 tel


West High School
14653 Clayton Rd., Ballwin, MO 63011
Parkway PN #542501B
Building Renovation & Site Improvements

Parkway School District
363 N. Woods Mill Rd., Chesterfield, MO 63017
314.415.8231 tel

Project No: 26022

Revisions

| No. | Description | Date |
|---|---|---|
| | | |
| | | |
| | | |
| | | |
| | | |
| | | |
| | | |


This drawing and the details on it are the sole property of the architect and may be used for this specific project only. It shall not be loaned, copied or reproduced, in whole or in part, or for any other purpose or project without the written consent of the Architect.
Copyright © 2026 by Bond Architects, Inc.


STATE OF MISSOURI
MICHAEL D. MITCHELL
NUMBER PE-2010019977
PROFESSIONAL ENGINEER
10/23/2026
MICHAEL D. MITCHELL
MO Number PE2010019977 Exp. 12/31/2026
Certificate of Authority 2014035826

The Professional Architects seal affixed to this sheet applies only to the material and items shown on this sheet. All drawings, instruments or other documents not exhibiting this seal shall not be considered prepared by this architect, and this architect expressly disclaims any and all responsibility for such plan, drawings or documents not exhibiting this seal.

DATE: 10/23/2026

BID / PERMIT SET

# ROOF DEMO PLAN - TECH

TD2.3

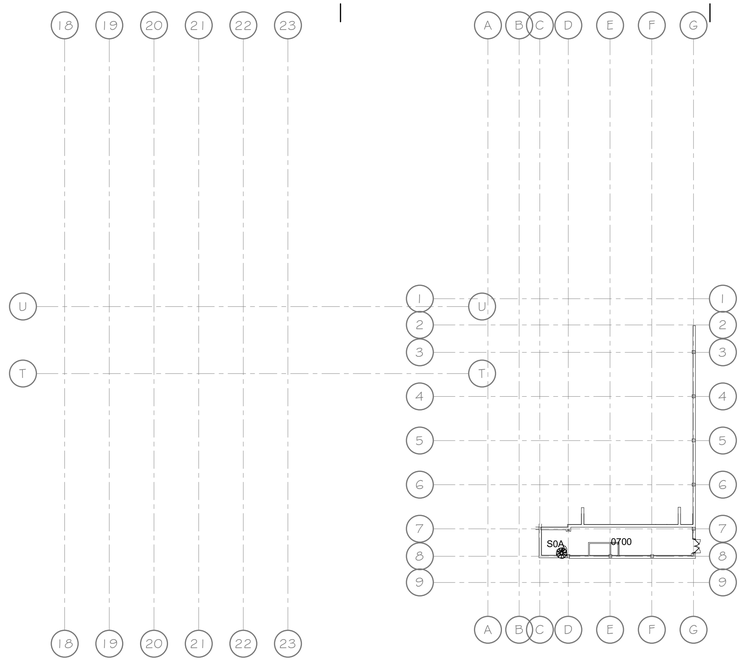


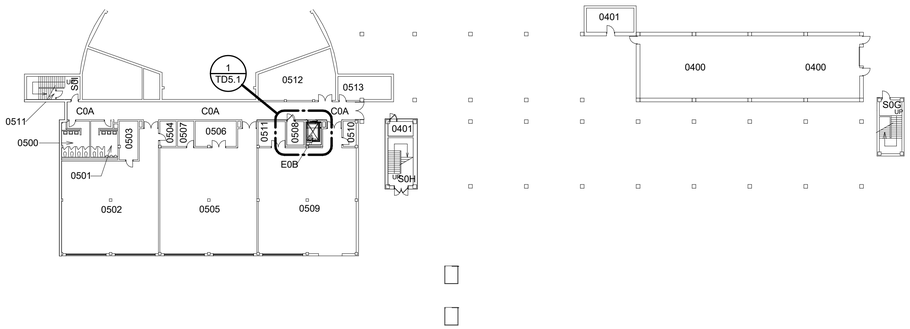


N 1 TD3.0 DEMO - LOWER LEVEL - OVERALL - FIRE ALARM
1/32" = 1'-0"

10/23/2026 10:04:48 AM

SCALE: 3/4" = 1'-0"
SCALE: 1 1/2" = 1'-0"
SCALE: 1" = 1'-0"
SCALE: 3/8" = 1'-0"
SCALE: 1/2" = 1'-0"
SCALE: 1/4" = 1'-0"
SCALE: 1/8" = 1'-0"
SCALE: 1/16" = 1'-0"


bond architects
222 SOUTH CENTRAL AVE.
SUITE# 501
ST. LOUIS, MO 63105
TEL: 314.863.4994
FAX: 314.863.4996
www.bondarchitectsinc.com
Bond Architects, Inc.
Missouri State Certificate of Authority # 2009027409

**Cole & Associates, Inc.**
Civil Engineer
Consultant Project #26-0064
Certificate of Authority #001165
401 S. 18th St., Suite 200
St. Louis, MO 63103
314.984.9887 tel

**CASE Engineering, Inc.**
Structural Engineer
Consultant Project BDA-MO-06-26
Certificate of Authority #001498
796 Merus Ct.
Fenton, MO 63026
636.349.1600 tel

**RTM Engineering Consultants**
MEP Engineer
Consultant Project #26.B00203.2171
Certificate of Authority #2002028690
3701 S. Lindbergh Blvd.
St. Louis, MO 63127
314.725.5889 tel


West High School
14653 Clayton Rd., Ballwin, MO 63011
Parkway PN #542501B
Building Renovation & Site Improvements

Parkway School District
363 N. Woods Mill Rd., Chesterfield, MO 63017
314.415.8231 tel

Project No: 26022

Revisions

| No. | Description | Date |
|---|---|---|
| | | |


This drawing and the details on it are the sole property of the architect and may be used for this specific project only. It shall not be loaned, copied or reproduced, in whole or in part, or for any other purpose or project without the written consent of the Architect. Copyright © 2026 by Bond Architects, Inc.


STATE OF MISSOURI
MICHAEL D. MITCHELL
NUMBER PE-2010019977
PROFESSIONAL ENGINEER
10/23/2026
MICHAEL D. MITCHELL
MO Number PE2010019977 Exp. 12/31/2026
Certificate of Authority 2014035826


The Professional Architects seal affixed to this sheet applies only to the material and items shown on this sheet. All drawings, instruments or other documents not exhibiting this seal shall not be considered prepared by this architect, and this architect expressly disclaims any and all responsibility for such plan, drawings or documents not exhibiting this seal.


DATE: 10/23/2026

BID / PERMIT SET

# LOWER LEVEL DEMO PLAN - FIRE ALARM

TD3.0

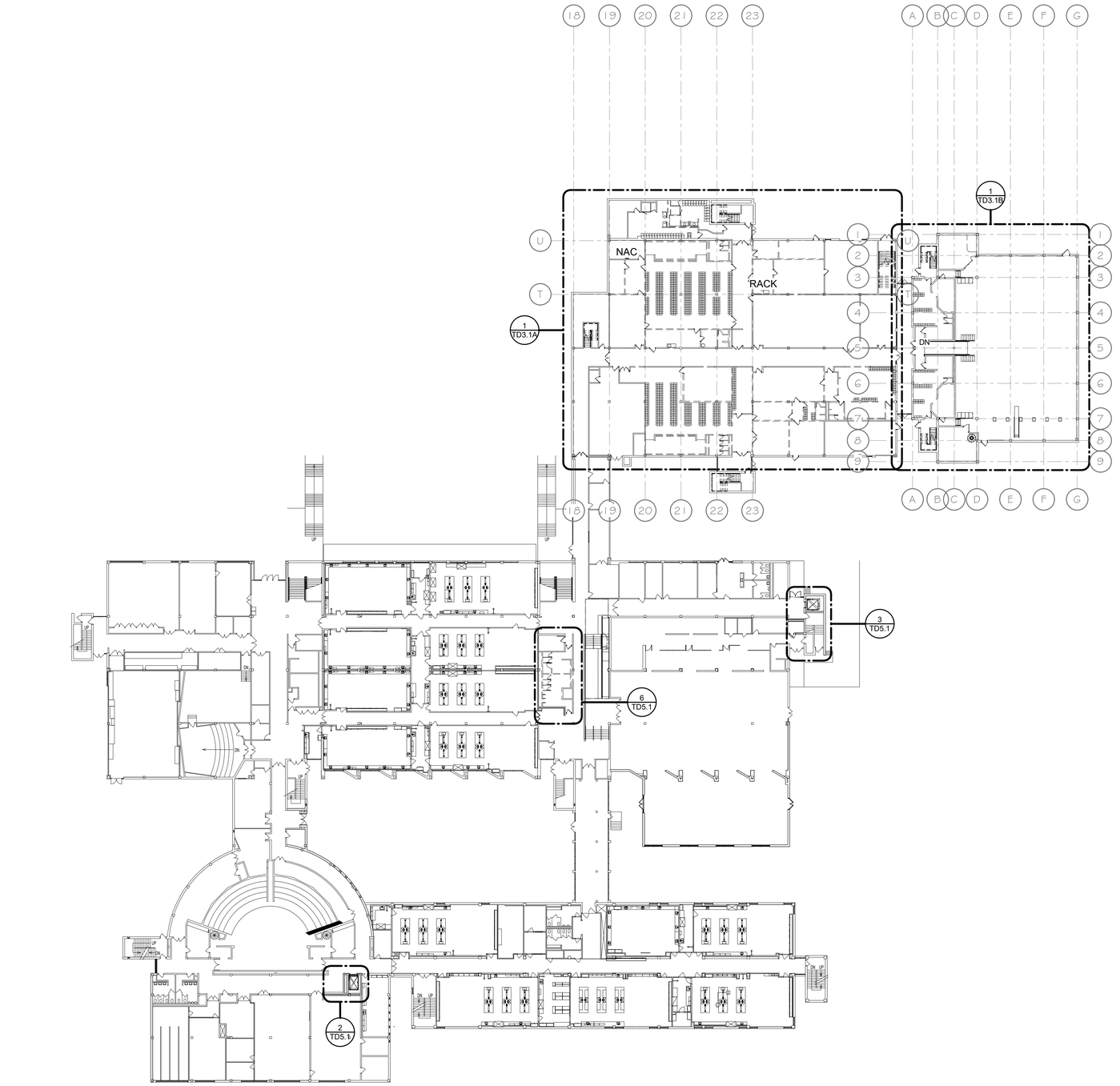


N 1 / TD3.1 DEMO - FIRST FLOOR - OVERALL - FIRE ALARM
1/32" = 1'-0"

10/23/2026 10:04:56 AM

bond architects
222 SOUTH CENTRAL AVE.
SUITE# 501
ST. LOUIS, MO 63105
TEL: 314.863.4994
FAX: 314.863.4996
www.bondarchitectsinc.com
Bond Architects, Inc.
Missouri State Certificate of Authority # 2009027409

**Cole & Associates, Inc.**
Civil Engineer
Consultant Project #26-0064
Certificate of Authority #001165
401 S. 18th St., Suite 200
St. Louis, MO 63103
314.984.9887 tel

**CASE Engineering, Inc.**
Structural Engineer
Consultant Project BDA-MO-06-26
Certificate of Authority #001498
796 Merus Ct.
Fenton, MO 63026
636.349.1600 tel

**RTM Engineering Consultants**
MEP Engineer
Consultant Project #26.B00203.2171
Certificate of Authority #2002028690
3701 S. Lindbergh Blvd.
St. Louis, MO 63127
314.725.5889 tel

West High School
14653 Clayton Rd., Ballwin, MO 63011
Parkway PN #5425001B
Building Renovation & Site Improvements

Parkway School District
363 N. Woods Mill Rd., Chesterfield, MO 63017
314.415.8231 tel

Project No: 26022

Revisions

| No. | Description | Date |
|---|---|---|
| | | |
| | | |
| | | |
| | | |
| | | |
| | | |

This drawing and the details on it are the sole property of the architect and may be used for this specific project only. It shall not be loaned, copied or reproduced, in whole or in part, or for any other purpose or project without the written consent of the Architect.
Copyright © 2026 by Bond Architects, Inc.

STATE OF MISSOURI
MICHAEL D. MITCHELL
NUMBER PE-2010019577
PROFESSIONAL ENGINEER
10/23/2026
MICHAEL D. MITCHELL
MO License #2010019577, Exp. 12/31/2026
Certificate of Authority 2014033826

The Professional Architects seal affixed to this sheet applies only to the material and items shown on this sheet. All drawings, instruments or other documents not exhibiting this seal shall not be considered prepared by this architect, and this architect expressly disclaims any and all responsibility for such plan, drawings or documents not exhibiting this seal.

DATE: 10/23/2026

BID / PERMIT SET

# FIRST FLOOR DEMO PLAN - FIRE ALARM

# TD3.1

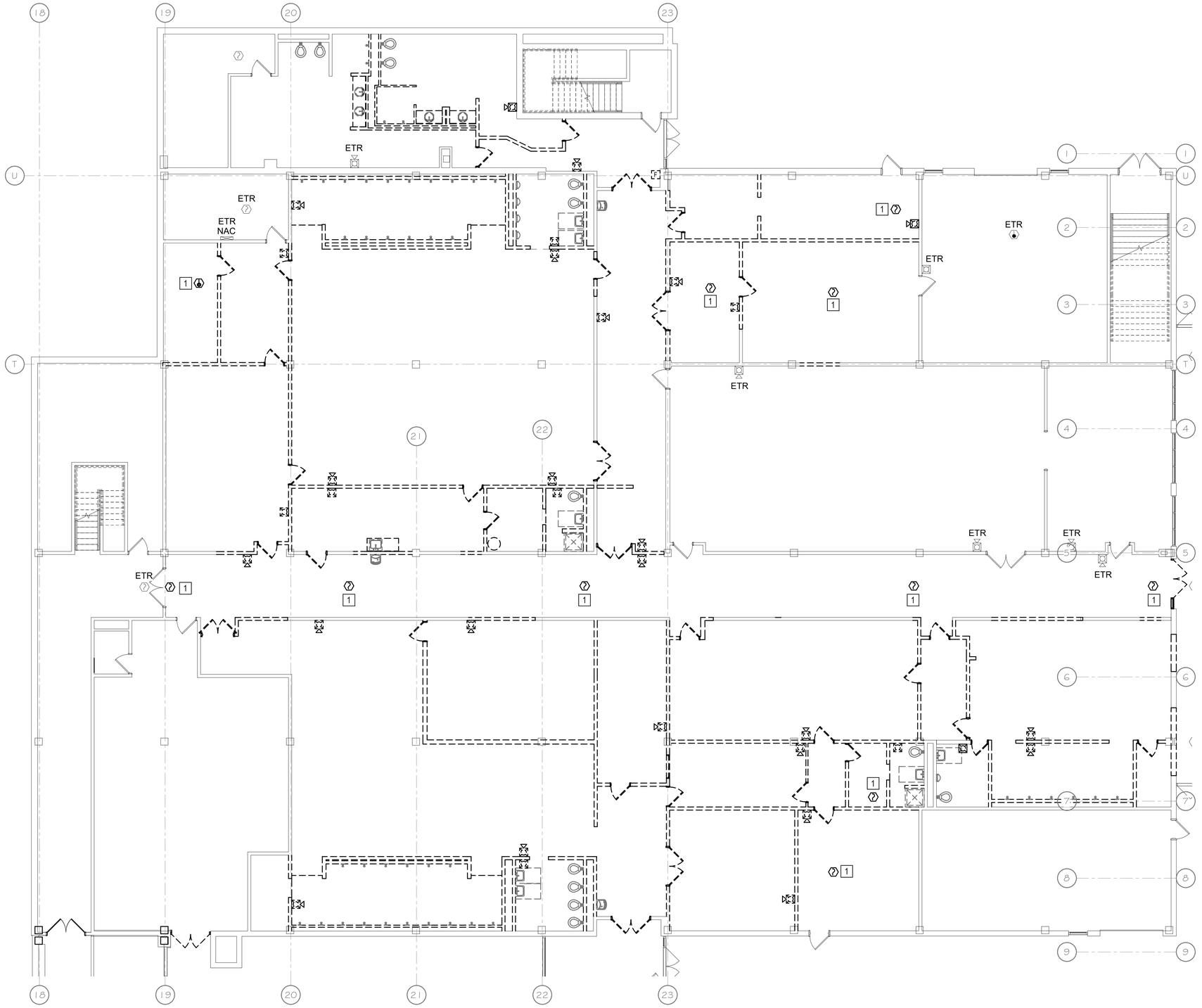


## GENERAL NOTES

A. ALL DEVICES SHOWN ARE EXISTING TO BE DEMOLISHED UNLESS NOTED OTHERWISE AS EXISTING TO REMAIN (ETR). DEVICES NOT SHOWN ARE EXISTING TO REMAIN.

B. PLANS ARE DIAGRAMMATIC IN NATURE. THEY REFLECT THE AVAILABLE INFORMATION OBTAINED FROM FIELD OBSERVATION AND EXISTING DOCUMENTATION. ACTUAL LOCATION OF ELEMENTS AND EQUIPMENT MAY DEVIATE FROM THE LOCATION AND QUANTITIES SHOWN.

C. EXISTING CABLING TO REMAIN SHALL BE TEMPORARILY SUPPORTED AND PROTECTED. EXISTING CABLING RUNNING THROUGH SPACE ARE EXISTING TO REMAIN UNLESS NOTED OTHERWISE. IF CABLE IS DAMAGED DURING THE CONSTRUCTION PROCESS, CONTRACTOR SHALL REPLACE CABLE WITH NEW PER SPECIFICATIONS.

D. WHILE MOST DEMOLITION WORK IS CONFINED TO CERTAIN AREAS OF THE BUILDING, WORK FOR TECHNOLOGY COMMUNICATION SYSTEMS MAY BE EXTENDED TO INCLUDE OTHER AREAS OUTSIDE THE SCOPE OF WORK. PLAN IN ADVANCE TO PERFORM WORK IN OTHER AREAS TO MINIMIZE INTERRUPTIONS.

E. DEMOLITION REFERS TO THE DISCONNECTION AND REMOVAL OF EQUIPMENT, CABLING AND COMPONENTS BACK TO SOURCE.

F. CONTRACTOR SHALL PROVIDE ALL CUTTING AND PATCHING AS REQUIRED FOR EXECUTION OF DEMOLITION WORK AND INSTALLATION OF NEW WORK.

G. COORDINATE THE DISCONNECTION AND REMOVAL OF ALL ITEMS WITH ASSOCIATED TRADES. ENSURE SERVICES THAT ARE REQUIRED TO REMAIN ACTIVE ARE ACTIVE DURING AND AFTER DEMOLITION IS COMPLETED. COORDINATE WITH FLOORS ABOVE AND BELOW FOR THE AVOIDANCE OF INADVERTENT SERVICE DEACTIVATION.

H. CONTRACTOR SHALL VISIT SITE PRIOR TO BID SUBMITTAL TO DETERMINE SITE CONDITIONS AFFECTING THE EXECUTION OF WORK. FAILURE TO BE ACQUAINTED WITH EXISTING CONDITIONS WILL NOT BE JUSTIFICATION FOR ADDITIONAL SERVICES.

## KEYED NOTES

1 FIRE ALARM DEVICE SHALL BE DISCONNECTED AND REMOVED.


bond architects
222 SOUTH CENTRAL AVE.
SUITE# 501
ST. LOUIS, MO 63105
TEL: 314.863.4994
FAX: 314.863.4996
www.bondarchitectsinc.com
Bond Architects, Inc.
Missouri State Certificate of Authority # 2009027409

**Cole & Associates, Inc.**
Civil Engineer
Consultant Project #26-0064
Certificate of Authority #001165
401 S. 18th St., Suite 200
St. Louis, MO 63103
314.984.9887 tel

**CASE Engineering, Inc.**
Structural Engineer
Consultant Project BDA-MO-06-26
Certificate of Authority #001498
796 Merus Ct.
Fenton, MO 63026
636.349.1600 tel

**RTM Engineering Consultants**
MEP Engineer
Consultant Project #26.B00203.2171
Certificate of Authority #2002028690
3701 S. Lindbergh Blvd.
St. Louis, MO 63127
314.725.5889 tel


West High School
14653 Clayton Rd., Ballwin, MO 63011
Parkway PN #542501B
Building Renovation & Site Improvements

Parkway School District
363 N. Woods Mill Rd., Chesterfield, MO 63017
314.415.8231 tel

Project No: 26022

Revisions

| No. | Description | Date |
|---|---|---|
| | | |


This drawing and the details on it are the sole property of the architect and may be used for this specific project only. It shall not be loaned, copied or reproduced, in whole or in part, or for any other purpose or project without the written consent of the Architect.
Copyright © 2026 by Bond Architects, Inc.


STATE OF MISSOURI
MICHAEL D. MITCHELL
NUMBER PE-2010019977
PROFESSIONAL ENGINEER
10/23/2026

MICHAEL D. MITCHELL
MO License PE-2010019977 Exp. 12/31/2026
Certificate of Authority: 2014035826


The Professional Architects seal affixed to this sheet applies only to the material and items shown on this sheet. All drawings, instruments or other documents not exhibiting this seal shall not be considered prepared by this architect, and this architect expressly disclaims any and all responsibility for such plan, drawings or documents not exhibiting this seal.


DATE: 10/23/2026

BID / PERMIT SET

# FIRST FLOOR DEMO PLAN - AREA A - FA

# TD3.1A

10/23/2026 10:04:57 AM

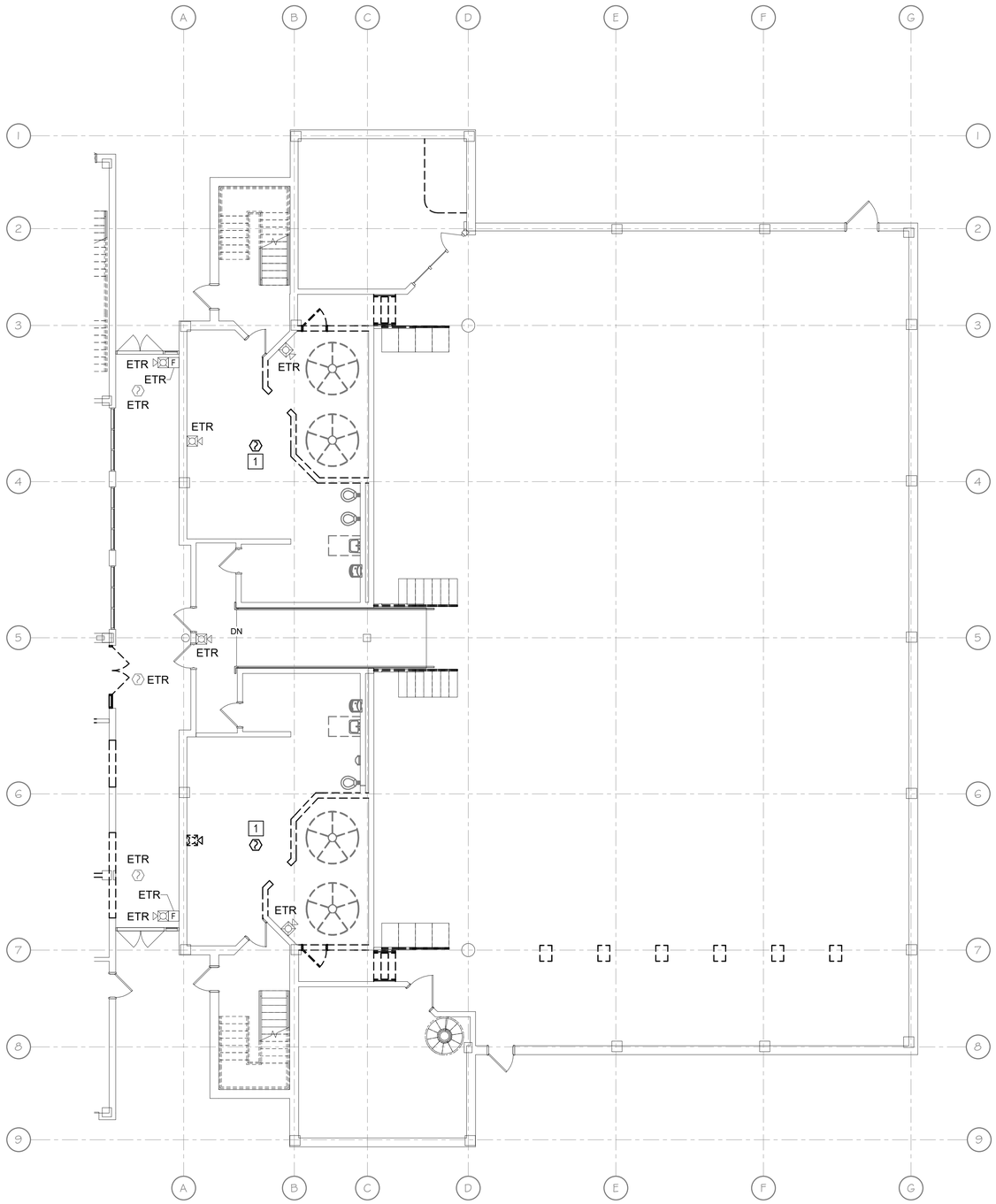


N

1 DEMO - FIRST FLOOR - AREA B - FIRE ALARM
TD3.1B 1/8" = 1'-0"

## GENERAL NOTES

A. ALL DEVICES SHOWN ARE EXISTING TO BE DEMOLISHED UNLESS NOTED OTHERWISE AS EXISTING TO REMAIN (ETR). DEVICES NOT SHOWN ARE EXISTING TO REMAIN.

B. PLANS ARE DIAGRAMMATIC IN NATURE. THEY REFLECT THE AVAILABLE INFORMATION OBTAINED FROM FIELD OBSERVATION AND EXISTING DOCUMENTATION. ACTUAL LOCATION OF ELEMENTS AND EQUIPMENT MAY DEVIATE FROM THE LOCATION AND QUANTITIES SHOWN.

C. EXISTING CABLING TO REMAIN SHALL BE TEMPORARILY SUPPORTED AND PROTECTED. EXISTING CABLING RUNNING THROUGH SPACE ARE EXISTING TO REMAIN UNLESS NOTED OTHERWISE. IF CABLE IS DAMAGED DURING THE CONSTRUCTION PROCESS, CONTRACTOR SHALL REPLACE CABLE WITH NEW PER SPECIFICATIONS.

D. WHILE MOST DEMOLITION WORK IS CONFINED TO CERTAIN AREAS OF THE BUILDING, WORK FOR TECHNOLOGY COMMUNICATION SYSTEMS MAY BE EXTENDED TO INCLUDE OTHER AREAS OUTSIDE THE SCOPE OF WORK. PLAN IN ADVANCE TO PERFORM WORK IN OTHER AREAS TO MINIMIZE INTERRUPTIONS.

E. DEMOLITION REFERS TO THE DISCONNECTION AND REMOVAL OF EQUIPMENT, CABLING AND COMPONENTS BACK TO SOURCE.

F. CONTRACTOR SHALL PROVIDE ALL CUTTING AND PATCHING AS REQUIRED FOR EXECUTION OF DEMOLITION WORK AND INSTALLATION OF NEW WORK.

G. COORDINATE THE DISCONNECTION AND REMOVAL OF ALL ITEMS WITH ASSOCIATED TRADES. ENSURE SERVICES THAT ARE REQUIRED TO REMAIN ACTIVE ARE ACTIVE DURING AND AFTER DEMOLITION IS COMPLETED. COORDINATE WITH FLOORS ABOVE AND BELOW FOR THE AVOIDANCE OF INADVERTENT SERVICE DEACTIVATION.

H. CONTRACTOR SHALL VISIT SITE PRIOR TO BID SUBMITTAL TO DETERMINE SITE CONDITIONS AFFECTING THE EXECUTION OF WORK. FAILURE TO BE ACQUAINTED WITH EXISTING CONDITIONS WILL NOT BE JUSTIFICATION FOR ADDITIONAL SERVICES.

## KEYED NOTES

1 FIRE ALARM DEVICE SHALL BE DISCONNECTED AND REMOVED.


bond architects
222 SOUTH CENTRAL AVE.
SUITE# 501
ST. LOUIS, MO 63105
TEL: 314.863.4994
FAX: 314.863.4996
www.bondarchitectsinc.com
Bond Architects, Inc.
Missouri State Certificate of Authority # 2009027409

**Cole & Associates, Inc.**
Civil Engineer
Consultant Project #26-0064
Certificate of Authority #001165
401 S. 18th St., Suite 200
St. Louis, MO 63103
314.984.9887 tel

**CASE Engineering, Inc.**
Structural Engineer
Consultant Project BDA-MO-06-26
Certificate of Authority #001498
796 Merus Ct.
Fenton, MO 63026
636.349.1600 tel

**RTM Engineering Consultants**
MEP Engineer
Consultant Project #26.B00203.2171
Certificate of Authority #2002028690
3701 S. Lindbergh Blvd.
St. Louis, MO 63127
314.725.5889 tel


West High School
14653 Clayton Rd., Ballwin, MO 63011
Parkway PN #542501B
Building Renovation & Site Improvements

Parkway School District
363 N. Woods Mill Rd., Chesterfield, MO 63017
314.415.8231 tel

Project No: 26022

Revisions

| No. | Description | Date |
|---|---|---|
| | | |


This drawing and the details on it are the sole property of the architect and may be used for this specific project only. It shall not be loaned, copied or reproduced, in whole or in part, or for any other purpose or project without the written consent of the Architect. Copyright © 2026 by Bond Architects, Inc.


STATE OF MISSOURI
MICHAEL D. MITCHELL
NUMBER PE-2010019977
PROFESSIONAL ENGINEER
10/23/2026
MO | Mitchell | 2010019977 | 2031/2026
Certificate of Authority 2014035826

The Professional Architects seal affixed to this sheet applies only to the material and items shown on this sheet. All drawings, instruments or other documents not exhibiting this seal shall not be considered prepared by this architect, and this architect expressly disclaims any and all responsibility for such plan, drawings or documents not exhibiting this seal.

DATE: 10/23/2026

BID / PERMIT SET

# FIRST FLOOR DEMO PLAN - AREA B - FA

# TD3.1B

10/23/2026 10:04:58 AM

SCALE: 3/4" = 1'-0"
SCALE: 1 1/2" = 1'-0"
SCALE: 1" = 1'-0"
SCALE: 3/4" = 1'-0"
SCALE: 1/2" = 1'-0"
SCALE: 1/4" = 1'-0"
SCALE: 1/8" = 1'-0"
SCALE: 1/16" = 1'-0"

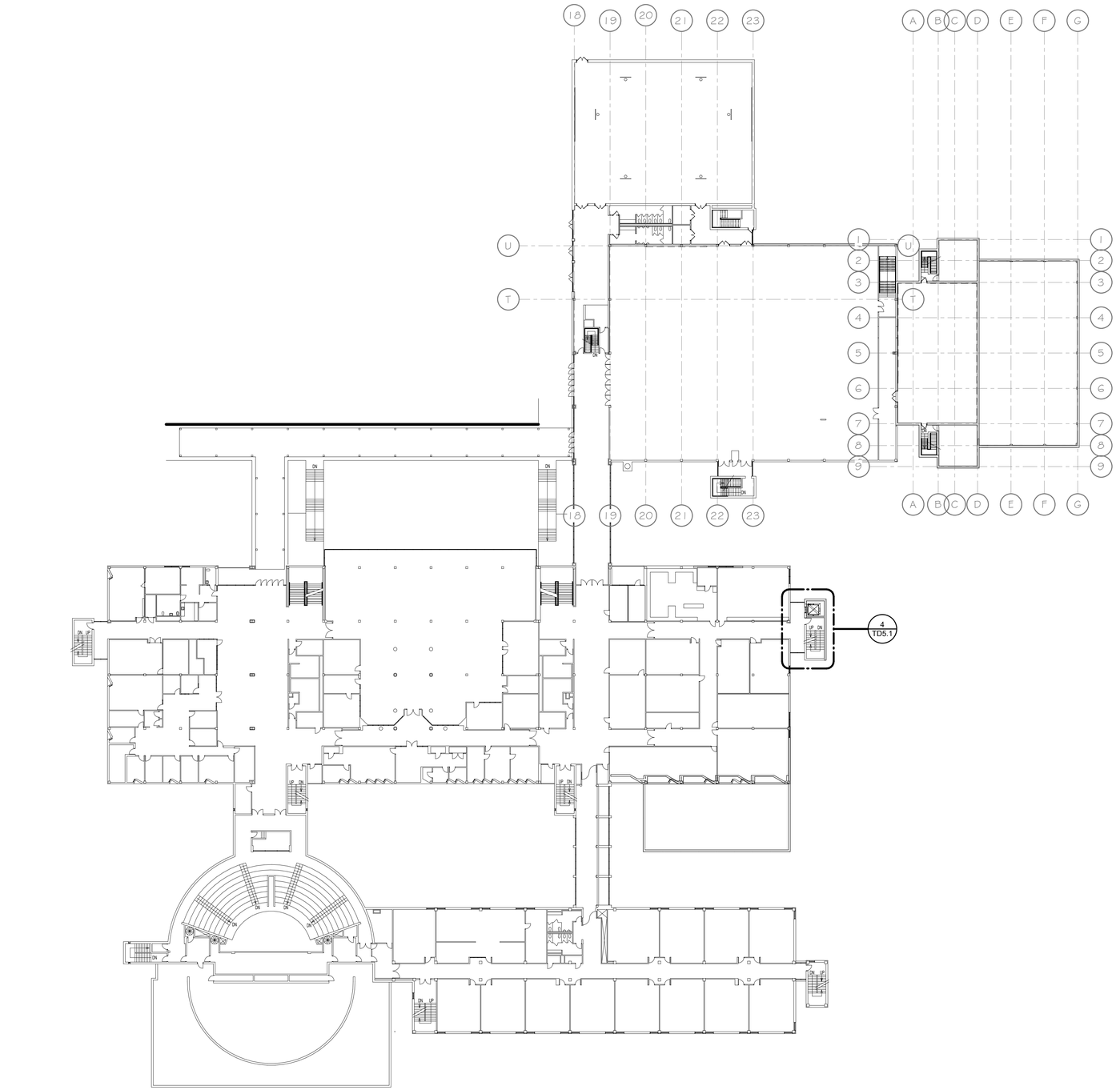


N 1 TD3.2 DEMO - SECOND FLOOR OVERALL - FIRE ALARM
1/32" = 1'-0"

SCALE: 3" = 1'-0" 0 0.25' 0.5'
SCALE: 1 1/2" = 1'-0" 0 0.5' 1'
SCALE: 1" = 1'-0" 0 0.5' 1'
SCALE: 3/4" = 1'-0" 0 1' 2'
SCALE: 1/2" = 1'-0" 0 1' 2'
SCALE: 1/4" = 1'-0" 0 2' 4'
SCALE: 1/8" = 1'-0" 0 4' 8'
SCALE: 1/16" = 1'-0" 0 8' 16'
SCALE: 1/32" = 1'-0" 0 16' 32'

10/23/2026 10:04:59 AM


bond architects
222 SOUTH CENTRAL AVE.
SUITE# 501
ST. LOUIS, MO 63105
TEL: 314.863.4994
FAX: 314.863.4996
www.bondarchitectsinc.com
Bond Architects, Inc.
Missouri State Certificate of Authority # 2009027409

**Cole & Associates, Inc.**
Civil Engineer
Consultant Project #26-0064
Certificate of Authority #001165
401 S. 18th St., Suite 200
St. Louis, MO 63103
314.984.9887 tel

**CASE Engineering, Inc.**
Structural Engineer
Consultant Project BDA-MO-06-26
Certificate of Authority #001498
796 Merus Ct.
Fenton, MO 63026
636.349.1600 tel

**RTM Engineering Consultants**
MEP Engineer
Consultant Project #26.B00203.2171
Certificate of Authority #2002028690
3701 S. Lindbergh Blvd.
St. Louis, MO 63127
314.725.5889 tel


West High School
14653 Clayton Rd., Ballwin, MO 63011
Parkway PN #542501B
Building Renovation & Site Improvements

Parkway School District
363 N. Woods Mill Rd., Chesterfield, MO 63017
314.415.8231 tel

Project No: 26022

Revisions

| No. | Description | Date |
|---|---|---|
| | | |
| | | |
| | | |
| | | |
| | | |
| | | |


This drawing and the details on it are the sole property of the architect and may be used for this specific project only. It shall not be loaned, copied or reproduced, in whole or in part, or for any other purpose or project without the written consent of the Architect.
Copyright © 2026 by Bond Architects, Inc.


STATE OF MISSOURI
MICHAEL D. MITCHELL
NUMBER PE-2010019977
PROFESSIONAL ENGINEER
10/23/2026

MICHAEL D. MITCHELL
MO LICENSE NO. PE-2010019977
Expiration Date: 12/31/2026
Certificate of Authority 2014035826

The Professional Architects seal affixed to this sheet applies only to the material and items shown on this sheet. All drawings, instruments or other documents not exhibiting this seal shall not be considered prepared by this architect, and this architect expressly disclaims any and all responsibility for such plan, drawings or documents not exhibiting this seal.

DATE: 10/23/2026

BID / PERMIT SET

# SECOND FLOOR DEMO PLAN - FIRE ALARM

# TD3.2

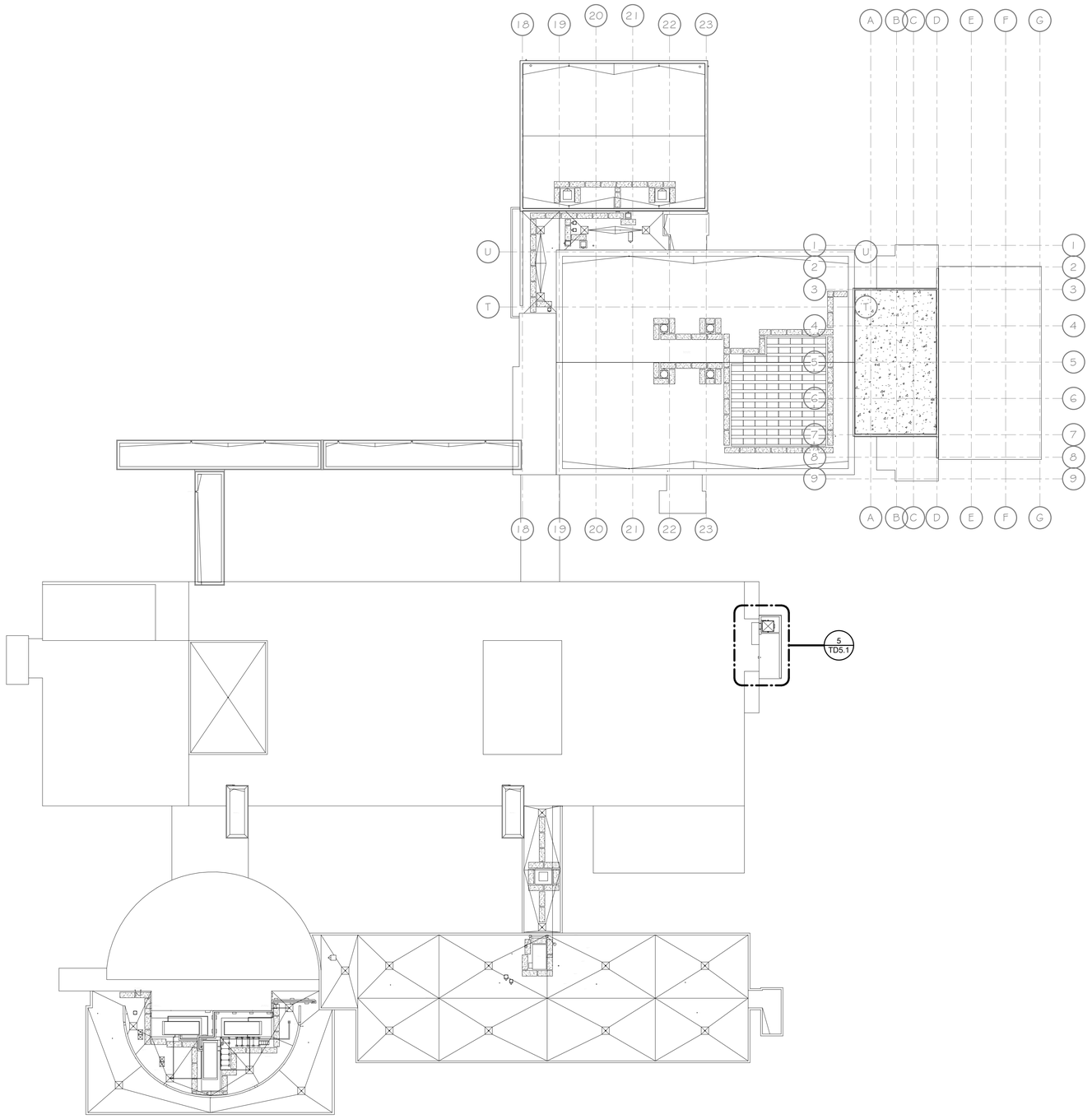


N 1 TD3.3 DEMO - ROOF - FIRE ALARM
1/32" = 1'-0"

SCALE: 3" = 1'-0" 0 0.25' 0.5' 1'
SCALE: 1 1/2" = 1'-0" 0 0.5' 1' 2'
SCALE: 1" = 1'-0" 0 0.5' 1' 2'
SCALE: 3/4" = 1'-0" 0 1' 2' 3'
SCALE: 1/2" = 1'-0" 0 1' 2' 4'
SCALE: 1/4" = 1'-0" 0 2' 4' 8'
SCALE: 1/8" = 1'-0" 0 4' 8' 16'
SCALE: 1/16" = 1'-0" 0 8' 16' 32'

10/23/2026 10:04:59 AM


bond architects
222 SOUTH CENTRAL AVE.
SUITE# 501
ST. LOUIS, MO 63105
TEL: 314.863.4994
FAX: 314.863.4996
www.bondarchitectsinc.com
Bond Architects, Inc.
Missouri State Certificate of Authority # 2009027409

**Cole & Associates, Inc.**
Civil Engineer
Consultant Project #26-0064
Certificate of Authority #001165
401 S. 18th St., Suite 200
St. Louis, MO 63103
314.984.9887 tel

**CASE Engineering, Inc.**
Structural Engineer
Consultant Project BDA-MO-06-26
Certificate of Authority #001498
796 Merus Ct.
Fenton, MO 63026
636.349.1600 tel

**RTM Engineering Consultants**
MEP Engineer
Consultant Project #26.B00203.2171
Certificate of Authority #2002028690
3701 S. Lindbergh Blvd.
St. Louis, MO 63127
314.725.5889 tel


West High School
14653 Clayton Rd., Ballwin, MO 63011
Parkway PN #542501B
Building Renovation & Site Improvements

Parkway School District
363 N. Woods Mill Rd., Chesterfield, MO 63017
314.415.8231 tel

Project No: 26022

Revisions

| No. | Description | Date |
|---|---|---|
| | | |


This drawing and the details on it are the sole property of the architect and may be used for this specific project only. It shall not be loaned, copied or reproduced, in whole or in part, or for any other purpose or project without the written consent of the Architect.
Copyright © 2026 by Bond Architects, Inc.


STATE OF MISSOURI
MICHAEL D. MITCHELL
NUMBER PE-2010019977
PROFESSIONAL ENGINEER
10/23/2026
MICHAEL D. MITCHELL
MO Certificate #2010019977 Exp. 12/31/2026
Certificate of Authority 2014035826

The Professional Architects seal affixed to this sheet applies only to the material and items shown on this sheet. All drawings, instruments or other documents not exhibiting this seal shall not be considered prepared by this architect, and this architect expressly disclaims any and all responsibility for such plan, drawings or documents not exhibiting this seal.

DATE: 10/23/2026

BID / PERMIT SET

# ROOF DEMO PLAN - FIRE ALARM

TD3.3

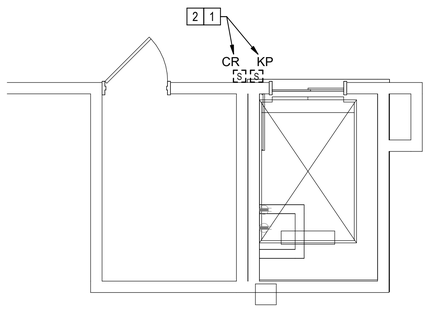


1 TD4.1 DEMO - LOWER LEVEL ELEVATOR 1B - TECHNOLOGY
1/4" = 1'-0"

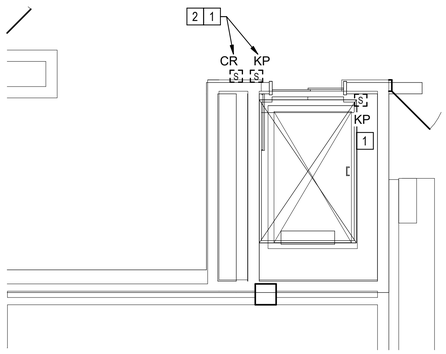


2 TD4.1 DEMO - FIRST FLOOR ELEVATOR 1B - TECHNOLOGY
1/4" = 1'-0"

## GENERAL NOTES

A. ALL DEVICES SHOWN ARE EXISTING TO BE DEMOLISHED UNLESS NOTED OTHERWISE AS EXISTING TO REMAIN (ETR). DEVICES NOT SHOWN ARE EXISTING TO REMAIN.

B. PLANS ARE DIAGRAMMATIC IN NATURE. THEY REFLECT THE AVAILABLE INFORMATION OBTAINED FROM FIELD OBSERVATION AND EXISTING DOCUMENTATION. ACTUAL LOCATION OF ELEMENTS AND EQUIPMENT MAY DEVIATE FROM THE LOCATION AND QUANTITIES SHOWN.

C. EXISTING CABLING TO REMAIN SHALL BE TEMPORARILY SUPPORTED AND PROTECTED. EXISTING CABLING RUNNING THROUGH SPACE ARE EXISTING TO REMAIN UNLESS NOTED OTHERWISE. IF CABLE IS DAMAGED DURING THE CONSTRUCTION PROCESS, CONTRACTOR SHALL REPLACE CABLE WITH NEW PER SPECIFICATIONS.

D. WHILE MOST DEMOLITION WORK IS CONFINED TO CERTAIN AREAS OF THE BUILDING, WORK FOR TECHNOLOGY COMMUNICATION SYSTEMS MAY BE EXTENDED TO INCLUDE OTHER AREAS OUTSIDE THE SCOPE OF WORK. PLAN IN ADVANCE TO PERFORM WORK IN OTHER AREAS TO MINIMIZE INTERRUPTIONS.

E. DEMOLITION REFERS TO THE DISCONNECTION AND REMOVAL OF EQUIPMENT, CABLING AND COMPONENTS BACK TO SOURCE.

F. CONTRACTOR SHALL PROVIDE ALL CUTTING AND PATCHING AS REQUIRED FOR EXECUTION OF DEMOLITION WORK AND INSTALLATION OF NEW WORK.

G. COORDINATE THE DISCONNECTION AND REMOVAL OF ALL ITEMS WITH ASSOCIATED TRADES. ENSURE SERVICES THAT ARE REQUIRED TO REMAIN ACTIVE ARE ACTIVE DURING AND AFTER DEMOLITION IS COMPLETED. COORDINATE WITH FLOORS ABOVE AND BELOW FOR THE AVOIDANCE OF INADVERTENT SERVICE DEACTIVATION.

H. CONTRACTOR SHALL VISIT SITE PRIOR TO BID SUBMITTAL TO DETERMINE SITE CONDITIONS AFFECTING THE EXECUTION OF WORK. FAILURE TO BE ACQUAINTED WITH EXISTING CONDITIONS WILL NOT BE JUSTIFICATION FOR ADDITIONAL SERVICES.

## KEYED NOTES

1 ACCESS CONTROL DEVICE SHALL BE DISCONNECTED AND REMOVED. PROGRAMMING SHALL BE MODIFIED TO REMOVE DISCONNECTED DEVICE.

2 AFTER DEMOLITION OF DEVICE, PROVIDE BLANK, STAINLESS STEEL COVERPLATE.

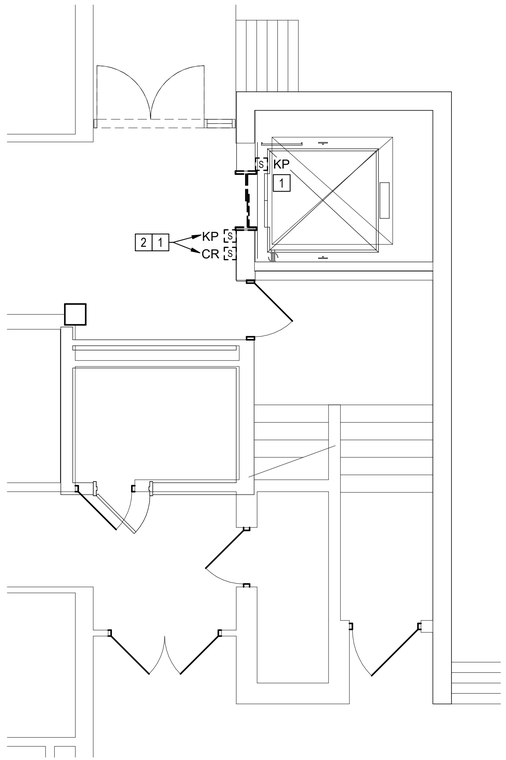


3 TD4.1 DEMO - FIRST FLOOR ELEVATOR 1A - TECHNOLOGY
1/4" = 1'-0"

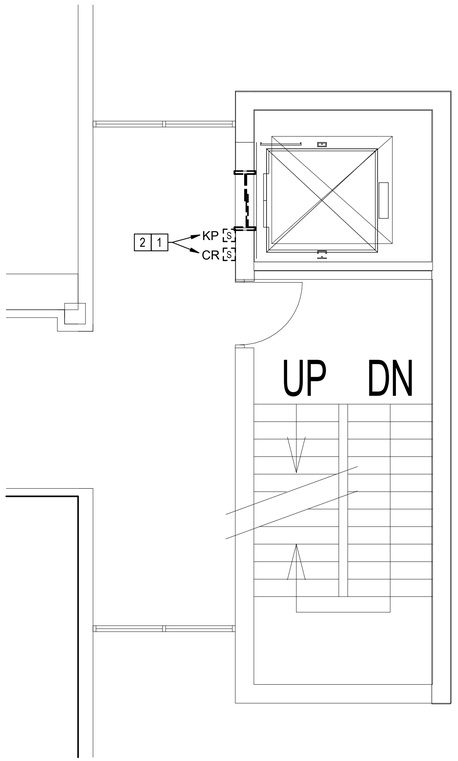


4 TD4.1 DEMO - SECOND FLOOR ELEVATOR 1A - TECHNOLOGY
1/4" = 1'-0"

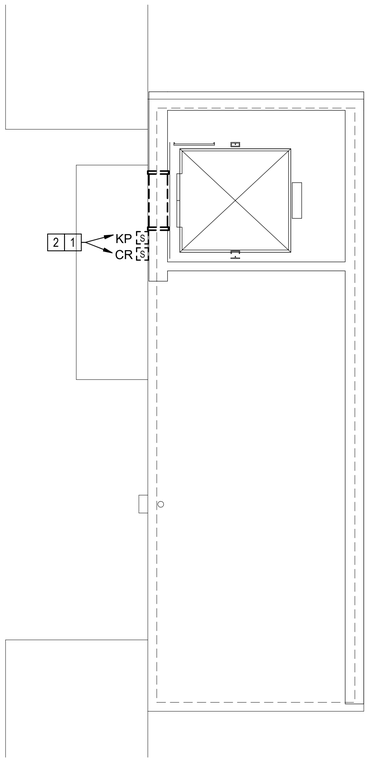


5 TD4.1 DEMO - ROOF ELEVATOR 1A - TECHNOLOGY
1/4" = 1'-0"

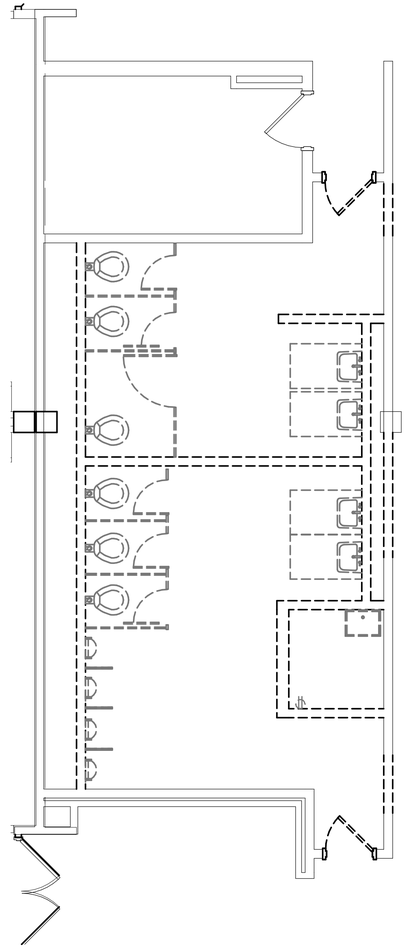

6 TD4.1 DEMO - RESTROOM 1214 & 1215 - TECHNOLOGY
1/4" = 1'-0"


bond architects
222 SOUTH CENTRAL AVE.
SUITE# 501
ST. LOUIS, MO 63105
TEL: 314.863.4994
FAX: 314.863.4996
www.bondarchitectsinc.com
Bond Architects, Inc.
Missouri State Certificate of Authority # 2009027409

**Cole & Associates, Inc.**
Civil Engineer
Consultant Project #26-0064
Certificate of Authority #001165
401 S. 18th St., Suite 200
St. Louis, MO 63103
314.984.9887 tel

**CASE Engineering, Inc.**
Structural Engineer
Consultant Project BDA-MO-06-26
Certificate of Authority #001498
796 Merus Ct.
Fenton, MO 63026
636.349.1600 tel

**RTM Engineering Consultants**
MEP Engineer
Consultant Project #26.B00203.2171
Certificate of Authority #2002028690
3701 S. Lindbergh Blvd.
St. Louis, MO 63127
314.725.5889 tel


West High School
14653 Clayton Rd., Ballwin, MO 63011
Parkway PN #542501B
Building Renovation & Site Improvements

Parkway School District
363 N. Woods Mill Rd., Chesterfield, MO 63017
314.415.6231 tel

Project No: 26022

Revisions

| No. | Description | Date |
|---|---|---|
| | | |


This drawing and the details on it are the sole property of the architect and may be used for this specific project only. It shall not be loaned, copied or reproduced, in whole or in part, or for any other purpose or project without the written consent of the Architect.
Copyright © 2026 by Bond Architects, Inc.


STATE OF MISSOURI
MICHAEL D. MITCHELL
NUMBER PE-2010019577
PROFESSIONAL ENGINEER
10/23/2026

MICHAEL D. MITCHELL
MO License#2010019577, Exp. 12/31/2026
Certificate of Authority #2014035826

The Professional Architects seal affixed to this sheet applies only to the material and items shown on this sheet. All drawings, instruments or other documents not exhibiting this seal shall not be considered prepared by this architect, and this architect expressly disclaims any and all responsibility for such plan, drawings or documents not exhibiting this seal.

DATE: 10/23/2026

BID / PERMIT SET

# ENLARGED DEMO PLANS - TECH

# TD4.1

10/23/2026 10:05:00 AM

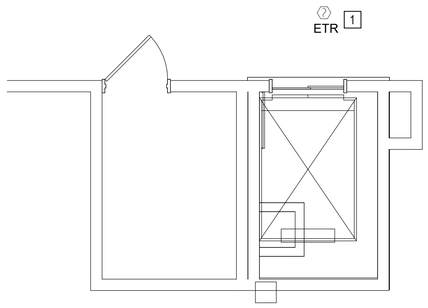


1 TD5.1 DEMO - LOWER LEVEL ELEVATOR 1B - FIRE ALARM
1/4" = 1'-0"

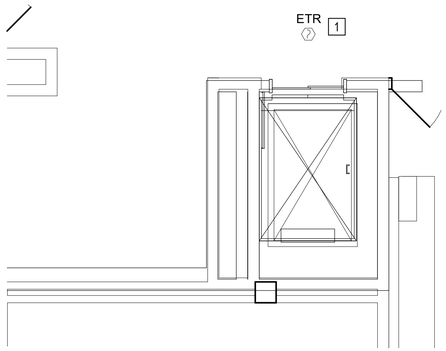


2 TD5.1 DEMO - FIRST FLOOR ELEVATOR 1B - FIRE ALARM
1/4" = 1'-0"

## GENERAL NOTES

A. ALL DEVICES SHOWN ARE EXISTING TO BE DEMOLISHED UNLESS NOTED OTHERWISE AS EXISTING TO REMAIN (ETR). DEVICES NOT SHOWN ARE EXISTING TO REMAIN.

B. PLANS ARE DIAGRAMMATIC IN NATURE. THEY REFLECT THE AVAILABLE INFORMATION OBTAINED FROM FIELD OBSERVATION AND EXISTING DOCUMENTATION. ACTUAL LOCATION OF ELEMENTS AND EQUIPMENT MAY DEVIATE FROM THE LOCATION AND QUANTITIES SHOWN.

C. EXISTING CABLING TO REMAIN SHALL BE TEMPORARILY SUPPORTED AND PROTECTED. EXISTING CABLING RUNNING THROUGH SPACE ARE EXISTING TO REMAIN UNLESS NOTED OTHERWISE. IF CABLE IS DAMAGED DURING THE CONSTRUCTION PROCESS, CONTRACTOR SHALL REPLACE CABLE WITH NEW PER SPECIFICATIONS.

D. WHILE MOST DEMOLITION WORK IS CONFINED TO CERTAIN AREAS OF THE BUILDING, WORK FOR TECHNOLOGY COMMUNICATION SYSTEMS MAY BE EXTENDED TO INCLUDE OTHER AREAS OUTSIDE THE SCOPE OF WORK. PLAN IN ADVANCE TO PERFORM WORK IN OTHER AREAS TO MINIMIZE INTERRUPTIONS.

E. DEMOLITION REFERS TO THE DISCONNECTION AND REMOVAL OF EQUIPMENT, CABLING AND COMPONENTS BACK TO SOURCE.

F. CONTRACTOR SHALL PROVIDE ALL CUTTING AND PATCHING AS REQUIRED FOR EXECUTION OF DEMOLITION WORK AND INSTALLATION OF NEW WORK.

G. COORDINATE THE DISCONNECTION AND REMOVAL OF ALL ITEMS WITH ASSOCIATED TRADES. ENSURE SERVICES THAT ARE REQUIRED TO REMAIN ACTIVE ARE ACTIVE DURING AND AFTER DEMOLITION IS COMPLETED. COORDINATE WITH FLOORS ABOVE AND BELOW FOR THE AVOIDANCE OF INADVERTENT SERVICE DEACTIVATION.

H. CONTRACTOR SHALL VISIT SITE PRIOR TO BID SUBMITTAL TO DETERMINE SITE CONDITIONS AFFECTING THE EXECUTION OF WORK. FAILURE TO BE ACQUAINTED WITH EXISTING CONDITIONS WILL NOT BE JUSTIFICATION FOR ADDITIONAL SERVICES.

## KEYED NOTES

1 FIRE ALARM DEVICE IS EXISTING TO REMAIN. MODIFY PROGRAMMING SO DURING DEMOLITION OF ELEVATOR, FALSE ALARMS DO NOT OCCUR.

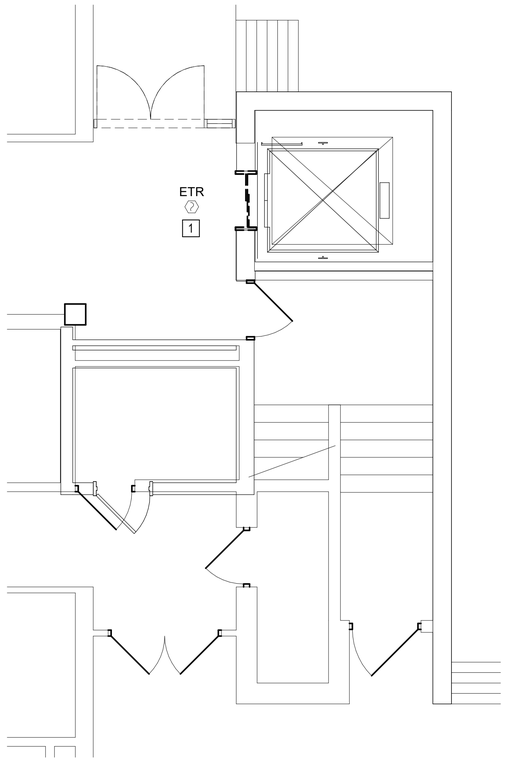


3 TD5.1 DEMO - FIRST FLOOR ELEVATOR 1A - FIRE ALARM
1/4" = 1'-0"

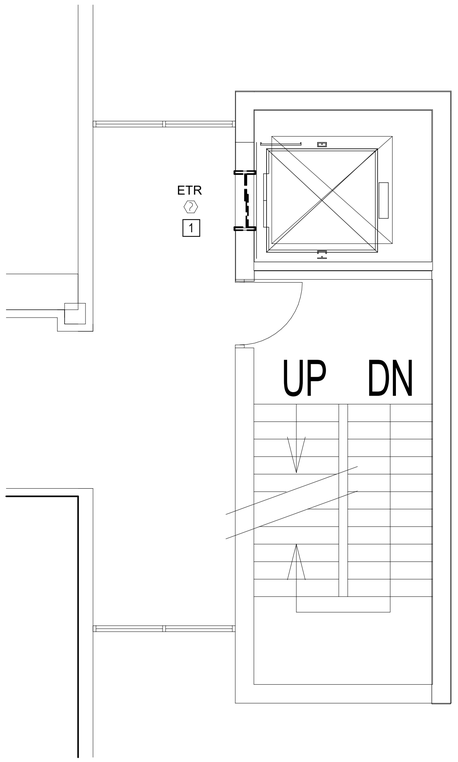


4 TD5.1 DEMO - SECOND FLOOR ELEVATOR 1A - FIRE ALARM
1/4" = 1'-0"

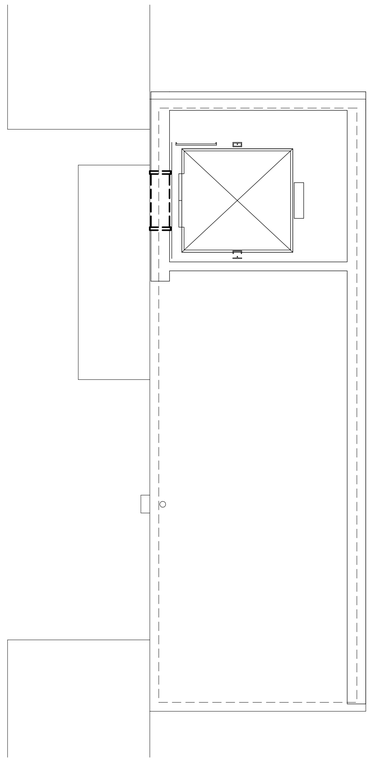

5 TD5.1 DEMO - ROOF ELEVATOR 1A - FIRE ALARM
1/4" = 1'-0"

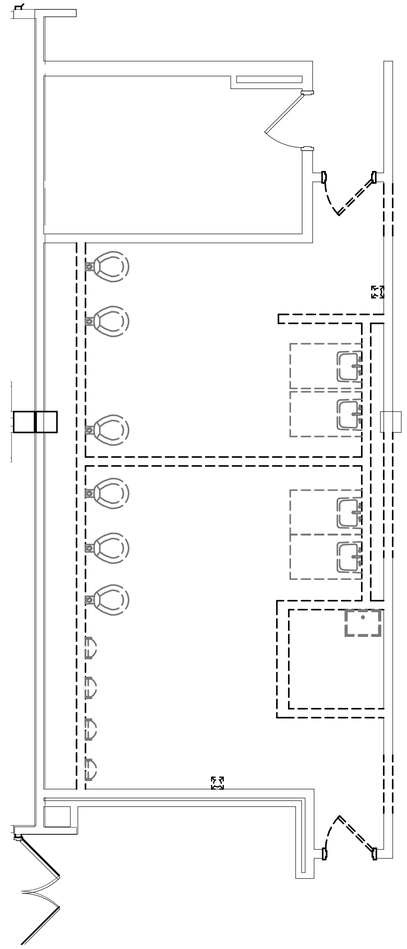

6 TD5.1 DEMO - RESTROOM 1214 & 1215 - FIRE ALARM
1/4" = 1'-0"

bond architects
222 SOUTH CENTRAL AVE.
SUITE# 501
ST. LOUIS, MO 63105
TEL: 314.863.4994
FAX: 314.863.4996
www.bondarchitectsinc.com
Bond Architects, Inc.
Missouri State Certificate of Authority # 2009027409

**Cole & Associates, Inc.**
Civil Engineer
Consultant Project #26-0064
Certificate of Authority #001165
401 S. 18th St., Suite 200
St. Louis, MO 63103
314.984.9887 tel

**CASE Engineering, Inc.**
Structural Engineer
Consultant Project BDA-MO-06-26
Certificate of Authority #001498
796 Merus Ct.
Fenton, MO 63026
636.349.1600 tel

**RTM Engineering Consultants**
MEP Engineer
Consultant Project #26.B00203.2171
Certificate of Authority #2002028690
3701 S. Lindbergh Blvd.
St. Louis, MO 63127
314.725.5889 tel

West High School
14653 Clayton Rd., Ballwin, MO 63011
Parkway PN #542501B
Building Renovation & Site Improvements

Parkway School District
363 N. Woods Mill Rd., Chesterfield, MO 63017
314.415.6231 tel

Project No: 26022

Revisions

| No. | Description | Date |
|---|---|---|
| | | |

This drawing and the details on it are the sole property of the architect and may be used for this specific project only. It shall not be loaned, copied or reproduced, in whole or in part, or for any other purpose or project without the written consent of the Architect.
Copyright © 2026 by Bond Architects, Inc.

STATE OF MISSOURI
MICHAEL D. MITCHELL
NUMBER PE-2010019577
PROFESSIONAL ENGINEER
10/23/2026

MICHAEL D. MITCHELL
MO License#2010019577, Exp. 12/31/2026
Certificate of Authority #2014035826

The Professional Architects seal affixed to this sheet applies only to the material and items shown on this sheet. All drawings, instruments or other documents not exhibiting this seal shall not be considered prepared by this architect, and this architect expressly disclaims any and all responsibility for such plan, drawings or documents not exhibiting this seal.

DATE: 10/23/2026

BID / PERMIT SET

# ENLARGED DEMO PLANS - FIRE ALARM

# TD5.1

10/23/2026 10:05:02 AM

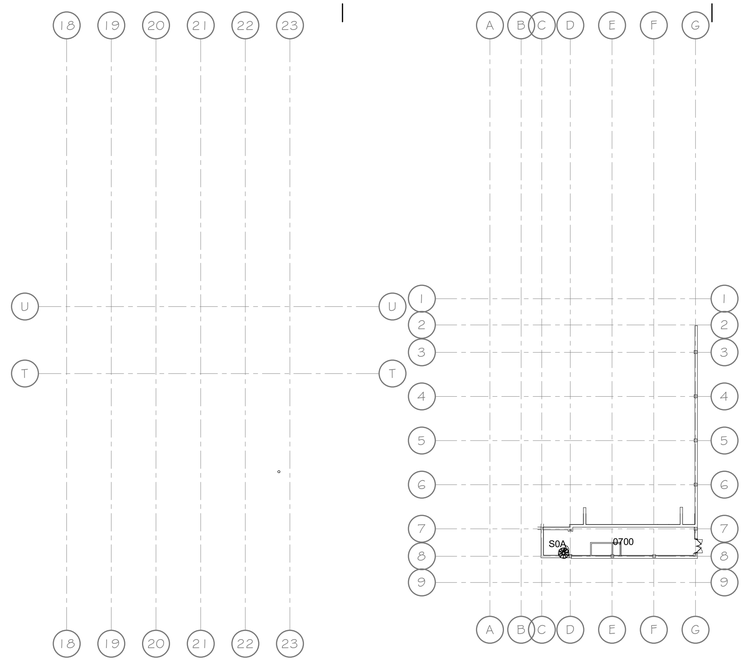


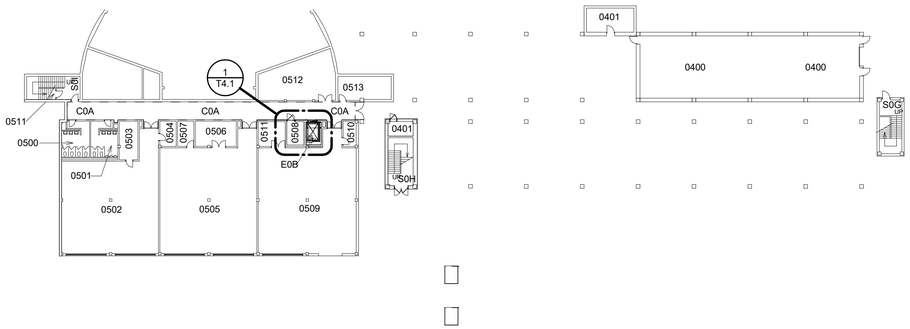


N 1 T2.0 - LOWER LEVEL - OVERALL - TECHNOLOGY
1/32" = 1'-0"

SCALE: 3/4" = 1'-0"
SCALE: 1 1/2" = 1'-0"
SCALE: 1" = 1'-0"
SCALE: 3/8" = 1'-0"
SCALE: 1/2" = 1'-0"
SCALE: 1/4" = 1'-0"
SCALE: 1/8" = 1'-0"
SCALE: 1/16" = 1'-0"

10/23/2026 10:05:02 AM


bond architects
222 SOUTH CENTRAL AVE.
SUITE# 501
ST. LOUIS, MO 63105
TEL: 314.863.4994
FAX: 314.863.4996
www.bondarchitectsinc.com
Bond Architects, Inc.
Missouri State Certificate of Authority # 2009027409

**Cole & Associates, Inc.**
Civil Engineer
Consultant Project #26-0064
Certificate of Authority #001165
401 S. 18th St., Suite 200
St. Louis, MO 63103
314.984.9887 tel

**CASE Engineering, Inc.**
Structural Engineer
Consultant Project BDA-MO-06-26
Certificate of Authority #001498
796 Merus Ct.
Fenton, MO 63026
636.349.1600 tel

**RTM Engineering Consultants**
MEP Engineer
Consultant Project #26.B00203.2171
Certificate of Authority #2002028690
3701 S. Lindbergh Blvd.
St. Louis, MO 63127
314.725.5889 tel


West High School
14653 Clayton Rd., Ballwin, MO 63011
Parkway PN #542501B
Building Renovation & Site Improvements

Parkway School District
363 N. Woods Mill Rd., Chesterfield, MO 63017
314.415.8231 tel

Project No: 26022

Revisions

| No. | Description | Date |
|---|---|---|
| | | |


This drawing and the details on it are the sole property of the architect and may be used for this specific project only. It shall not be loaned, copied or reproduced, in whole or in part, or for any other purpose or project without the written consent of the Architect. Copyright © 2026 by Bond Architects, Inc.


STATE OF MISSOURI
MICHAEL D. MITCHELL
NUMBER PE-2010019977
PROFESSIONAL ENGINEER
10/23/2026
MICHAEL D. MITCHELL
MO Number PE2010019977, Exp. 12/31/2026
Certificate of Authority 2014035826

The Professional Architects seal affixed to this sheet applies only to the material and items shown on this sheet. All drawings, instruments or other documents not exhibiting this seal shall not be considered prepared by this architect, and this architect expressly disclaims any and all responsibility for such plan, drawings or documents not exhibiting this seal.

DATE: 10/23/2026

BID / PERMIT SET

LOWER LEVEL PLAN - TECH

T2.0

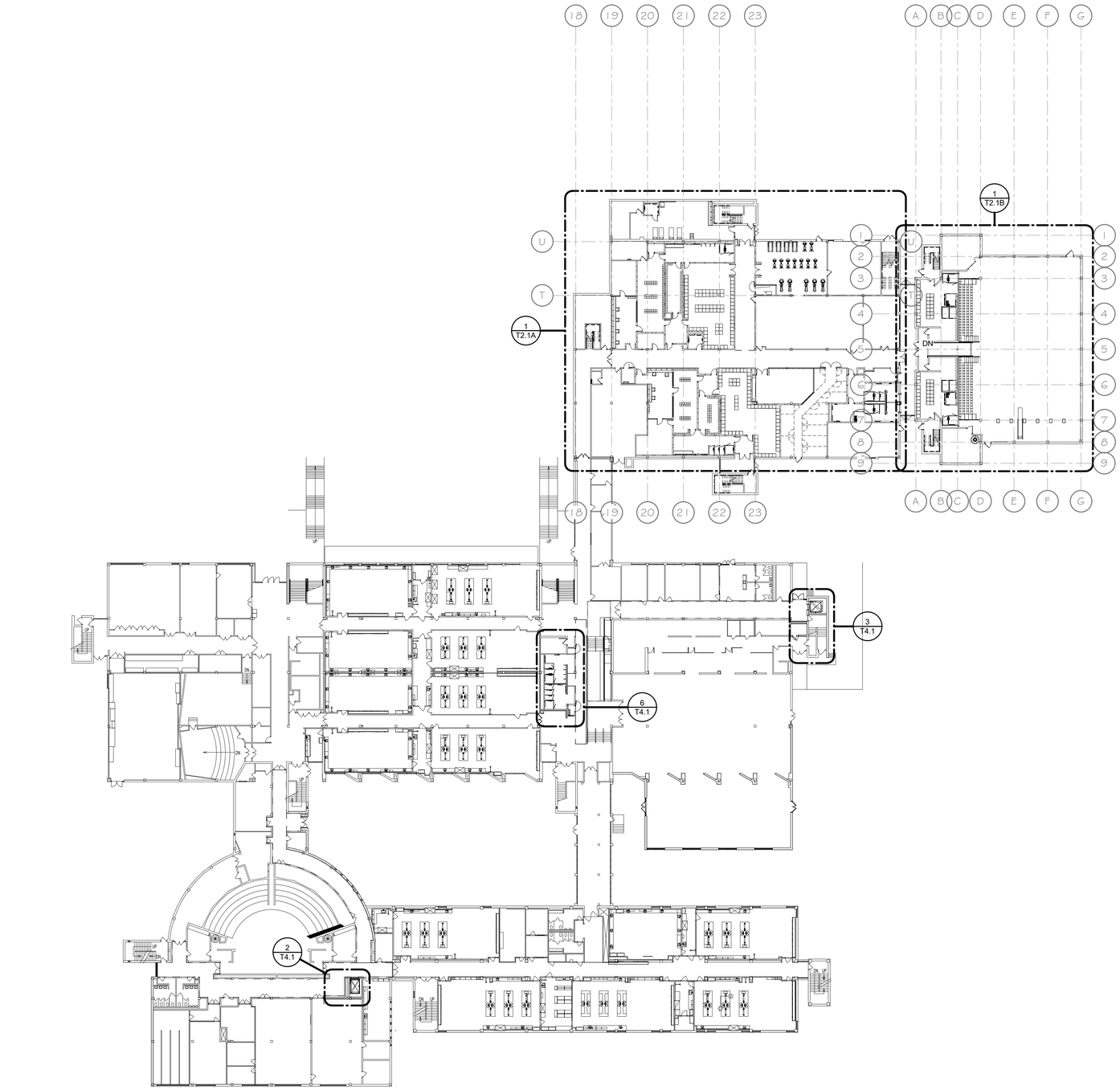


N 1/T2.1 - FIRST FLOOR - OVERALL - TECHNOLOGY
1/32" = 1'-0"

10/23/2026 10:05:10 AM

SCALE: 3/4" = 1'-0"
SCALE: 1/2" = 1'-0"
SCALE: 1" = 1'-0"
SCALE: 3/8" = 1'-0"
SCALE: 1/4" = 1'-0"
SCALE: 1/8" = 1'-0"
SCALE: 1/16" = 1'-0"


bond architects
222 SOUTH CENTRAL AVE.
SUITE# 501
ST. LOUIS, MO 63105
TEL: 314.863.4994
FAX: 314.863.4996
www.bondarchitectsinc.com
Bond Architects, Inc.
Missouri State Certificate of Authority # 2009027409

**Cole & Associates, Inc.**
Civil Engineer
Consultant Project #26-0064
Certificate of Authority #001165
401 S. 18th St., Suite 200
St. Louis, MO 63103
314.984.9887 tel

**CASE Engineering, Inc.**
Structural Engineer
Consultant Project BDA-MO-06-26
Certificate of Authority #001498
796 Merus Ct.
Fenton, MO 63026
636.349.1600 tel

**RTM Engineering Consultants**
MEP Engineer
Consultant Project #26.B00203.2171
Certificate of Authority #2002028690
3701 S. Lindbergh Blvd.
St. Louis, MO 63127
314.725.5889 tel


West High School
14653 Clayton Rd., Ballwin, MO 63011
Parkway PN #542501B
Building Renovation & Site Improvements

Parkway School District
363 N. Woods Mill Rd., Chesterfield, MO 63017
314.415.8231 tel

Project No: 26022

Revisions

| No. | Description | Date |
|---|---|---|
| | | |
| | | |
| | | |
| | | |
| | | |
| | | |


This drawing and the details on it are the sole property of the architect and may be used for this specific project only. It shall not be loaned, copied or reproduced, in whole or in part, or for any other purpose or project without the written consent of the Architect.
Copyright © 2026 by Bond Architects, Inc.


STATE OF MISSOURI
MICHAEL D. MITCHELL
NUMBER PE-2010019577
PROFESSIONAL ENGINEER
10/23/2026
MICHAEL D. MITCHELL
MO License #2010019577, Exp. 12/31/2026
Certificate of Authority 2014033826

The Professional Architects seal affixed to this sheet applies only to the material and items shown on this sheet. All drawings, instruments or other documents not exhibiting this seal shall not be considered prepared by this architect, and this architect expressly disclaims any and all responsibility for such plan, drawings or documents not exhibiting this seal.

DATE: 10/23/2026

BID / PERMIT SET

# FIRST FLOOR PLAN - TECH

T2.1

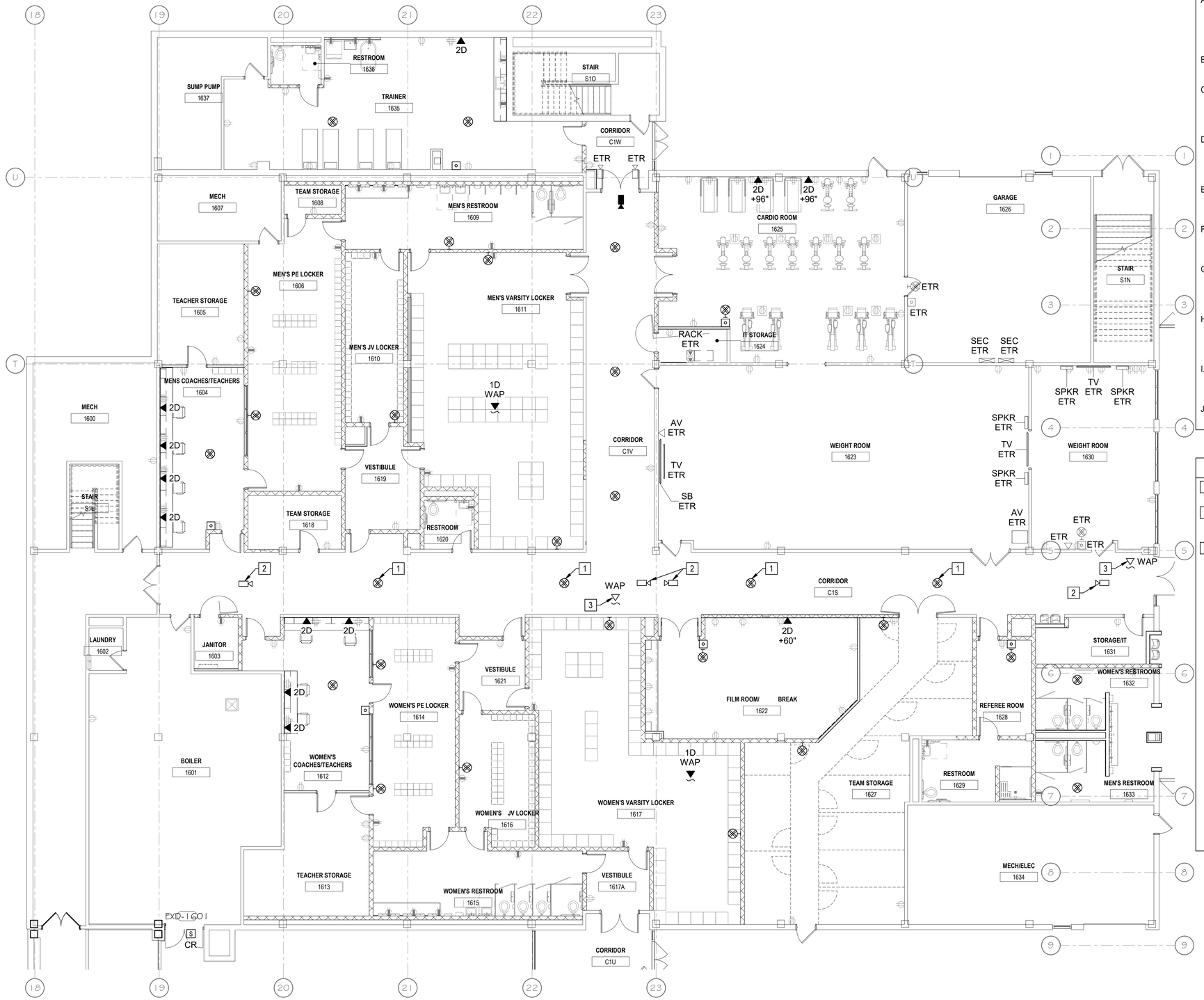


N — 1 / T2.1A — 1/8" = 1'-0" — FIRST FLOOR - AREA A - TECHNOLOGY

## GENERAL NOTES

A. VERIFY CABLE PATHWAY (CABLE TRAY, CONDUIT OR J-HOOKS) WITHIN BUILDING AND ADJUST ELEVATIONS AND ROUTING TO FACILITATE INSTALLATION. COORDINATE WITH ALL OTHER BUILDING TRADES. UTILIZE EXISTING PATHWAYS WHERE APPLICABLE. WHERE PATHWAYS DO NOT EXIST, PROVIDE NEW.

B. ALL COMMUNICATION CABLES SHALL TERMINATE IN COMMUNICATION ROOM LOCATED ON THIS FLOOR, UNLESS NOTED OTHERWISE.

C. VERIFY MOUNTING HEIGHT OF COMMUNICATION DEVICES WITH ARCHITECTURAL ELEVATIONS PRIOR TO ROUGH-IN. WHERE CONFLICTS EXIST, CONTRACTOR SHALL NOTIFY ENGINEER AND ARCHITECT FOR RESOLUTION.

D. COMMUNICATION CABLING FOR WIRELESS ACCESS POINT (COMMUNICATION OUTLET WITH WAP DESIGNATION) SHALL HAVE AN ADDITIONAL 15' SERVICE LOOP. SERVICE LOOP SHALL BE MANAGED, COILED AND SUPPORTED AT CEILING.

E. ELECTRICAL DEVICES ARE SHOWN LIGHT AND ARE FOR REFERENCE PURPOSES ONLY. REFER TO ELECTRICAL PLANS FOR ADDITIONAL INFORMATION.

F. CONTRACTOR SHALL COORDINATE AND PROVIDE VOICE AND NETWORK REQUIREMENTS FOR BUILDING AUTOMATION SYSTEM, FIRE ALARM CONTROL PANEL AND ELEVATOR.

G. MOUNTING HEIGHT OF PROJECTOR AND DISPLAY LOCATIONS ARE APPROXIMATE AND SHOULD BE COORDINATED WITH ARCHITECT AND ARCHITECTURAL FEATURES. DEVICE SHALL BE MOUNTED ADJACENT TO POWER RECEPTACLE.

H. ALL EXTERIOR CAMERAS SHALL BE MOUNTED AT APPROXIMATELY 12' ABOVE GRADE. COORDINATE EXACT LOCATION WITH BUILDING EXTERIOR, BUILDING INTERIOR CEILING CAVITY, ARCHITECTURAL FEATURES AND AESTHETICS BEFORE ROUGH-IN AND INSTALLATION.

I. DEVICES SHOWN LIGHT ARE EXISTING. DEVICES SHOWN DARKER/BOLD ARE TO BE PROVIDED UNDER THIS CONTRACT UNLESS NOTED OTHERWISE.

J. COORDINATE FINAL DEVICE LOCATIONS WITH ARCHITECTURAL ELEVATIONS TO AVOID OVERLAPPING PAINTING DETAILS.

## KEYED NOTES

1 PROVIDE NEW PAGING/INTERCOM CEILING SPEAKER. UTILIZE EXISTING CABLING AND PAGING CIRCUIT.

2 OWNER SHALL REINSTALL EXISTING VIDEO SURVEILLANCE CAMERA. CONTRACTOR SHALL MAKE MANAGED CABLE ACCESSIBLE FOR OWNER USE.

3 OWNER SHALL REINSTALL EXISTING WIRELESS ACCESS POINT. CONTRACTOR SHALL MAKE MANAGED CABLE ACCESSIBLE FOR OWNER USE


bond architects
222 SOUTH CENTRAL AVE.
SUITE# 501
ST. LOUIS, MO 63105
TEL: 314.863.4994
FAX: 314.863.4996
www.bondarchitectsinc.com
Bond Architects, Inc.
Missouri State Certificate of Authority # 2009027409

**Cole & Associates, Inc.**
Civil Engineer
Consultant Project #26-0064
Certificate of Authority #001165
401 S. 18th St., Suite 200
St. Louis, MO 63103
314.984.9887 tel

**CASE Engineering, Inc.**
Structural Engineer
Consultant Project BDA-MO-06-26
Certificate of Authority #001498
796 Merus Ct.
Fenton, MO 63026
636.349.1600 tel

**RTM Engineering Consultants**
MEP Engineer
Consultant Project #26.B00203.2171
Certificate of Authority #2002028690
3701 S. Lindbergh Blvd.
St. Louis, MO 63127
314.725.5889 tel


West High School
14653 Clayton Rd., Ballwin, MO 63011
Parkway PN #542501B
Building Renovation & Site Improvements

Parkway School District
363 N. Woods Mill Rd., Chesterfield, MO 63017
314.415.8231 tel

Project No: 26022

Revisions

| No. | Description | Date |
|---|---|---|
| | | |


This drawing and the details on it are the sole property of the architect and may be used for this specific project only. It shall not be loaned, copied or reproduced, in whole or in part, or for any other purpose or project without the written consent of the Architect. Copyright © 2026 by Bond Architects, Inc.


STATE OF MISSOURI — MICHAEL D. MITCHELL — NUMBER PE-2010019777 — PROFESSIONAL ENGINEER

MICHAEL D. MITCHELL
MO Number PE-2010019777, Exp. 12/31/2026
Certificate of Authority 2014033826

10/23/2026


The Professional Architects seal affixed to this sheet applies only to the material and items shown on this sheet. All drawings, instruments or other documents not exhibiting this seal shall not be considered prepared by this architect, and this architect expressly disclaims any and all responsibility for such plan, drawings or documents not exhibiting this seal.


DATE: 10/23/2026

BID / PERMIT SET

# FIRST FLOOR PLAN - AREA A - TECH

# T2.1A

10/23/2026 10:05:14 AM

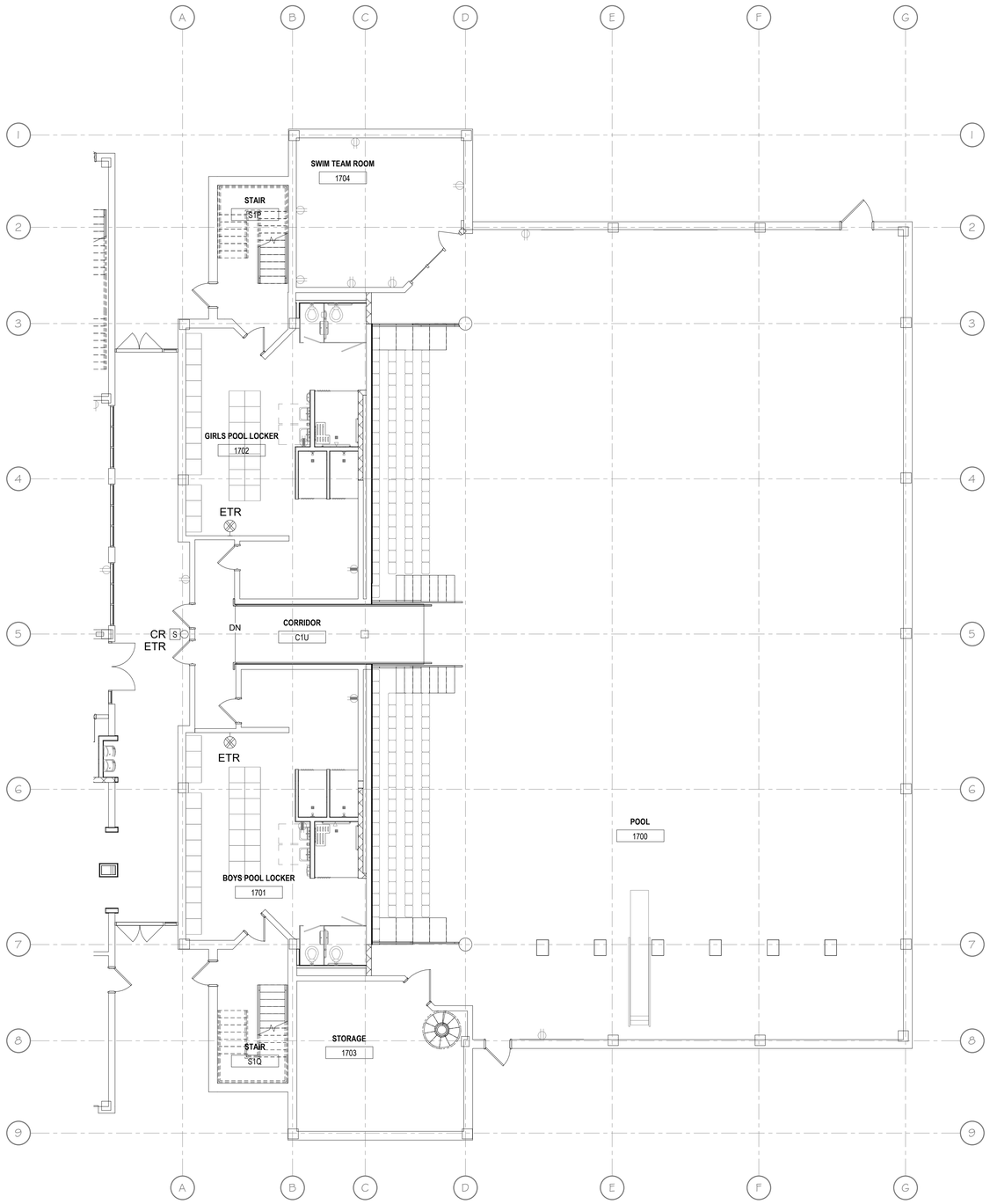


N

1 / T2.1B — FIRST FLOOR - AREA B - TECHNOLOGY
1/8" = 1'-0"

## GENERAL NOTES

A. VERIFY CABLE PATHWAY (CABLE TRAY, CONDUIT OR J-HOOKS) WITHIN BUILDING AND ADJUST ELEVATIONS AND ROUTING TO FACILITATE INSTALLATION. COORDINATE WITH ALL OTHER BUILDING TRADES. UTILIZE EXISTING PATHWAYS WHERE APPLICABLE. WHERE PATHWAYS DO NOT EXIST, PROVIDE NEW.

B. ALL COMMUNICATION CABLES SHALL TERMINATE IN COMMUNICATION ROOM LOCATED ON THIS FLOOR, UNLESS NOTED OTHERWISE.

C. VERIFY MOUNTING HEIGHT OF COMMUNICATION DEVICES WITH ARCHITECTURAL ELEVATIONS PRIOR TO ROUGH-IN. WHERE CONFLICTS EXIST, CONTRACTOR SHALL NOTIFY ENGINEER AND ARCHITECT FOR RESOLUTION.

D. COMMUNICATION CABLING FOR WIRELESS ACCESS POINT (COMMUNICATION OUTLET WITH WAP DESIGNATION) SHALL HAVE AN ADDITIONAL 15' SERVICE LOOP. SERVICE LOOP SHALL BE MANAGED, COILED AND SUPPORTED AT CEILING.

E. ELECTRICAL DEVICES ARE SHOWN LIGHT AND ARE FOR REFERENCE PURPOSES ONLY. REFER TO ELECTRICAL PLANS FOR ADDITIONAL INFORMATION.

F. CONTRACTOR SHALL COORDINATE AND PROVIDE VOICE AND NETWORK REQUIREMENTS FOR BUILDING AUTOMATION SYSTEM, FIRE ALARM CONTROL PANEL AND ELEVATOR.

G. MOUNTING HEIGHT OF PROJECTOR AND DISPLAY LOCATIONS ARE APPROXIMATE AND SHOULD BE COORDINATED WITH ARCHITECT AND ARCHITECTURAL FEATURES. DEVICE SHALL BE MOUNTED ADJACENT TO POWER RECEPTACLE.

H. ALL EXTERIOR CAMERAS SHALL BE MOUNTED AT APPROXIMATELY 12' ABOVE GRADE. COORDINATE EXACT LOCATION WITH BUILDING EXTERIOR, BUILDING INTERIOR CEILING CAVITY, ARCHITECTURAL FEATURES AND AESTHETICS BEFORE ROUGH-IN AND INSTALLATION.

I. DEVICES SHOWN LIGHT ARE EXISTING. DEVICES SHOWN DARKER/BOLD ARE TO BE PROVIDED UNDER THIS CONTRACT UNLESS NOTED OTHERWISE.

J. COORDINATE FINAL DEVICE LOCATIONS WITH ARCHITECTURAL ELEVATIONS TO AVOID OVERLAPPING PAINTING DETAILS.


bond architects
222 SOUTH CENTRAL AVE.
SUITE# 501
ST. LOUIS, MO 63105
TEL: 314.863.4994
FAX: 314.863.4996
www.bondarchitectsinc.com
Bond Architects, Inc.
Missouri State Certificate of Authority # 2009027409

**Cole & Associates, Inc.**
Civil Engineer
Consultant Project #26-0064
Certificate of Authority #001165
401 S. 18th St., Suite 200
St. Louis, MO 63103
314.984.9887 tel

**CASE Engineering, Inc.**
Structural Engineer
Consultant Project BDA-MO-06-26
Certificate of Authority #001498
796 Merus Ct.
Fenton, MO 63026
636.349.1600 tel

**RTM Engineering Consultants**
MEP Engineer
Consultant Project #26.B00203.2171
Certificate of Authority #2002028690
3701 S. Lindbergh Blvd.
St. Louis, MO 63127
314.725.5889 tel


West High School
14653 Clayton Rd., Ballwin, MO 63011
Parkway PN #542501B
Building Renovation & Site Improvements

Parkway School District
363 N. Woods Mill Rd., Chesterfield, MO 63017
314.415.8231 tel

Project No: 26022

Revisions

| No. | Description | Date |
|---|---|---|
| | | |


This drawing and the details on it are the sole property of the architect and may be used for this specific project only. It shall not be loaned, copied or reproduced, in whole or in part, or for any other purpose or project without the written consent of the Architect. Copyright © 2026 by Bond Architects, Inc.


STATE OF MISSOURI
MICHAEL D. MITCHELL
NUMBER PE-2010019977
PROFESSIONAL ENGINEER
10/23/2026
MO | MICHAEL D. MITCHELL | PE-2010019977 | EXP 12/31/2026
Certificate of Authority 2014035826

The Professional Architects seal affixed to this sheet applies only to the material and items shown on this sheet. All drawings, instruments or other documents not exhibiting this seal shall not be considered prepared by this architect, and this architect expressly disclaims any and all responsibility for such plan, drawings or documents not exhibiting this seal.

DATE: 10/23/2026

BID / PERMIT SET

# FIRST FLOOR PLAN - AREA B - TECH

# T2.1B

10/23/2026 10:05:15 AM

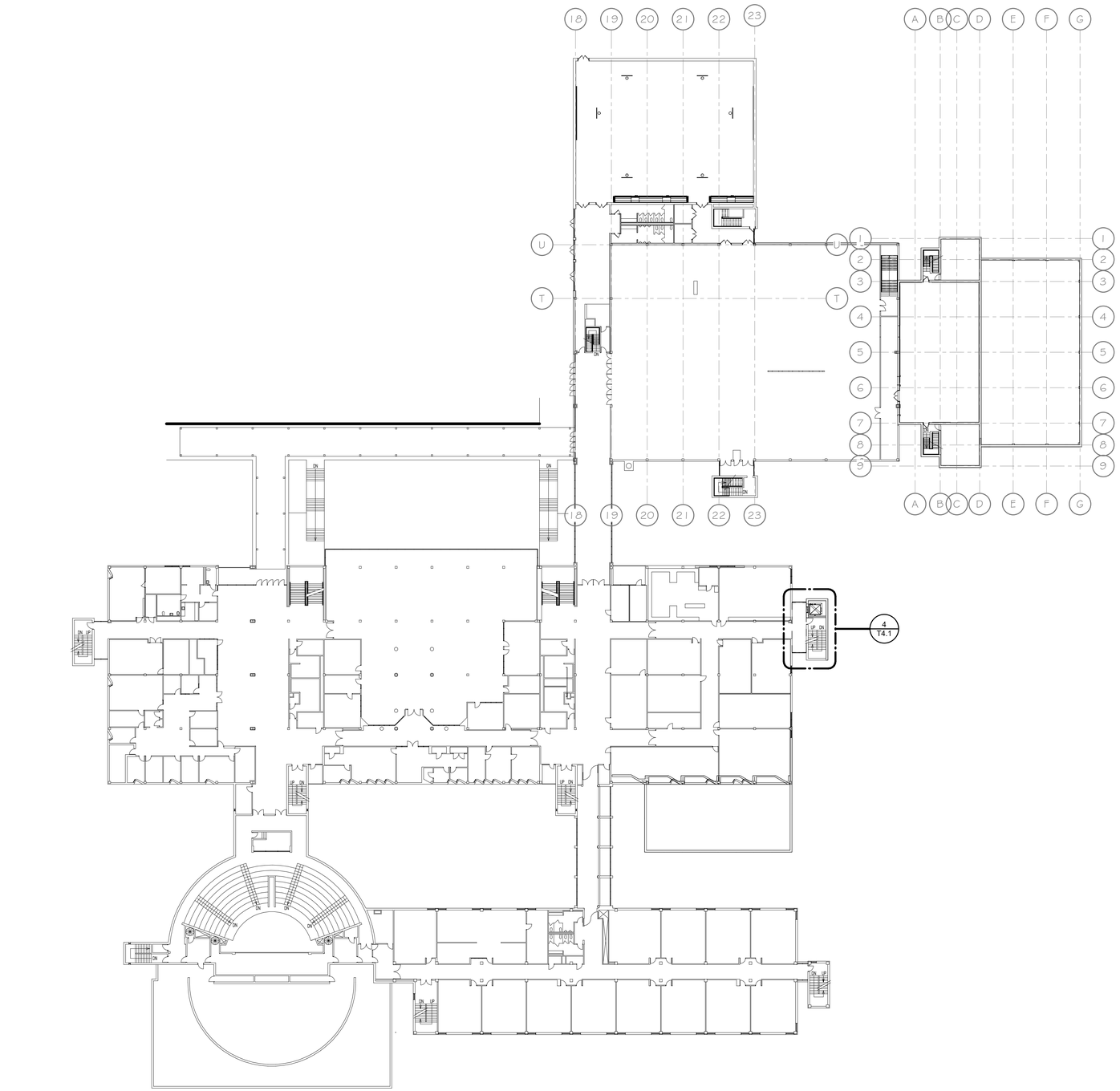


N 1 T2.2 SECOND FLOOR OVERALL - TECHNOLOGY
1/32" = 1'-0"

10/23/2026 10:05:16 AM

SCALE: 3" = 1'-0" 0 0.25' 0.5' 1'
SCALE: 1 1/2" = 1'-0" 0 0.5' 1' 2'
SCALE: 1" = 1'-0" 0 0.5' 1' 2'
SCALE: 3/4" = 1'-0" 0 1' 2' 3'
SCALE: 1/2" = 1'-0" 0 1' 2' 4'
SCALE: 1/4" = 1'-0" 0 2' 4' 8'
SCALE: 3/8" = 1'-0" 0 4' 8' 16'
SCALE: 1/16" = 1'-0" 0 8' 16' 32'


bond architects
222 SOUTH CENTRAL AVE.
SUITE# 501
ST. LOUIS, MO 63105
TEL: 314.863.4994
FAX: 314.863.4996
www.bondarchitectsinc.com
Bond Architects, Inc.
Missouri State Certificate of Authority # 2009027409

**Cole & Associates, Inc.**
Civil Engineer
Consultant Project #26-0064
Certificate of Authority #001165
401 S. 18th St., Suite 200
St. Louis, MO 63103
314.984.9887 tel

**CASE Engineering, Inc.**
Structural Engineer
Consultant Project BDA-MO-06-26
Certificate of Authority #001498
796 Merus Ct.
Fenton, MO 63026
636.349.1600 tel

**RTM Engineering Consultants**
MEP Engineer
Consultant Project #26.B00203.2171
Certificate of Authority #2002028690
3701 S. Lindbergh Blvd.
St. Louis, MO 63127
314.725.5889 tel


West High School
14653 Clayton Rd., Ballwin, MO 63011
Parkway PN #542501B
Building Renovation & Site Improvements

Parkway School District
363 N. Woods Mill Rd., Chesterfield, MO 63017
314.415.8231 tel

Project No: 26022

Revisions

| No. | Description | Date |
|---|---|---|
| | | |
| | | |
| | | |
| | | |
| | | |
| | | |


This drawing and the details on it are the sole property of the architect and may be used for this specific project only. It shall not be loaned, copied or reproduced, in whole or in part, or for any other purpose or project without the written consent of the Architect.
Copyright © 2026 by Bond Architects, Inc.


STATE OF MISSOURI
MICHAEL D. MITCHELL
NUMBER PE-2010019977
PROFESSIONAL ENGINEER
10/23/2026

MICHAEL D. MITCHELL
MO LICENSE NO. PE-2010019977
Expiration Date: 12/31/2026
Certificate of Authority 2014033826

The Professional Architects seal affixed to this sheet applies only to the material and items shown on this sheet. All drawings, instruments or other documents not exhibiting this seal shall not be considered prepared by this architect, and this architect expressly disclaims any and all responsibility for such plan, drawings or documents not exhibiting this seal.

DATE: 10/23/2026

BID / PERMIT SET

# SECOND FLOOR PLAN - TECH

T2.2

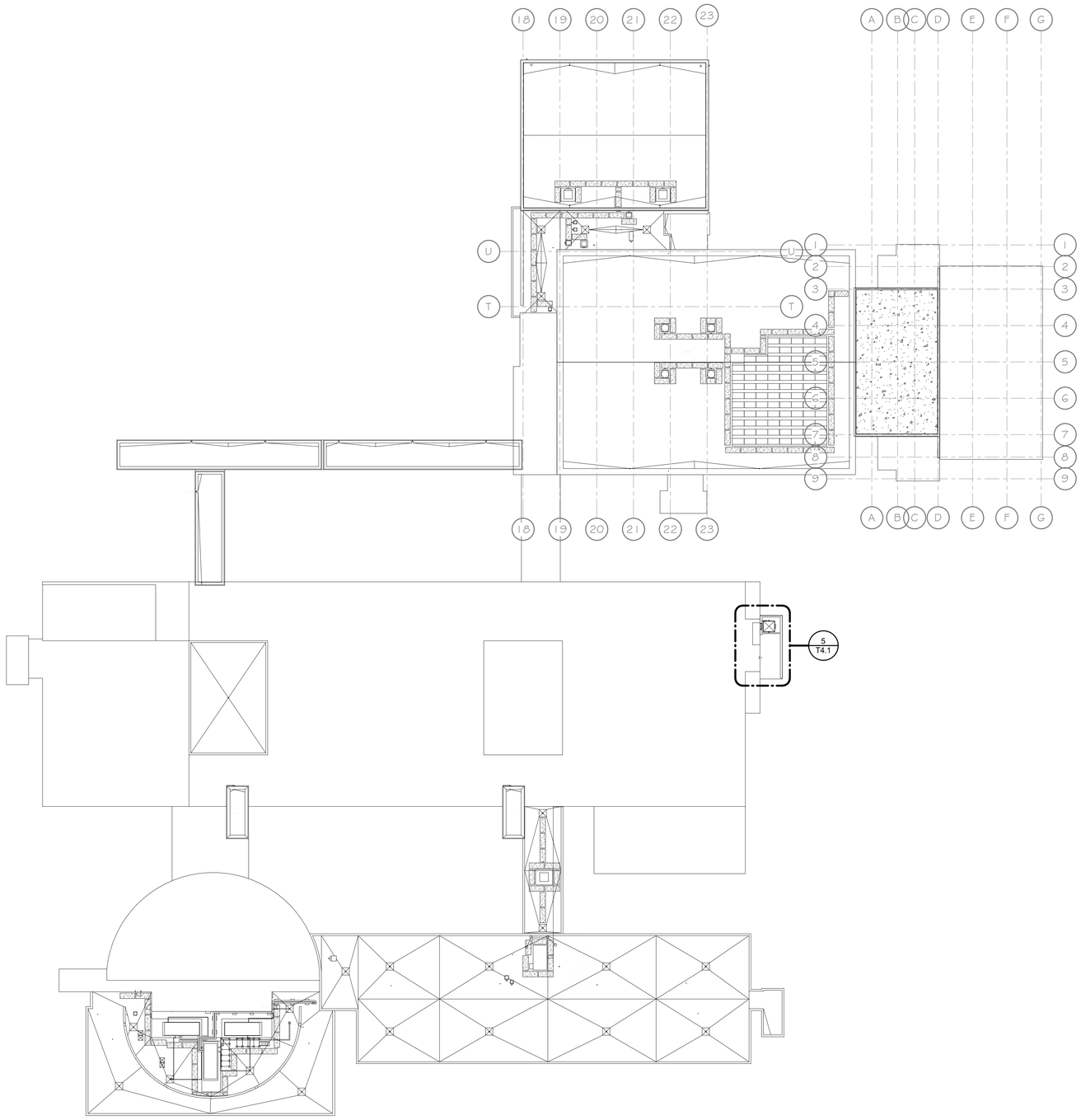


N 1 / T2.3 - ROOF - TECHNOLOGY
1/32" = 1'-0"

SCALE: 3" = 1'-0" 0 0.25' 0.5' 1'
SCALE: 1 1/2" = 1'-0" 0 0.5' 1' 2'
SCALE: 1" = 1'-0" 0 0.5' 1' 2'
SCALE: 3/4" = 1'-0" 0 1' 2' 3'
SCALE: 1/2" = 1'-0" 0 1' 2' 4'
SCALE: 1/4" = 1'-0" 0 2' 4' 8'
SCALE: 1/8" = 1'-0" 0 4' 8' 16'
SCALE: 1/16" = 1'-0" 0 8' 16' 32'

10/23/2026 10:05:16 AM


bond architects
222 SOUTH CENTRAL AVE.
SUITE# 501
ST. LOUIS, MO 63105
TEL: 314.863.4994
FAX: 314.863.4996
www.bondarchitectsinc.com
Bond Architects, Inc.
Missouri State Certificate of Authority # 2009027409

**Cole & Associates, Inc.**
Civil Engineer
Consultant Project #26-0064
Certificate of Authority #001165
401 S. 18th St., Suite 200
St. Louis, MO 63103
314.984.9887 tel

**CASE Engineering, Inc.**
Structural Engineer
Consultant Project BDA-MO-06-26
Certificate of Authority #001498
796 Merus Ct.
Fenton, MO 63026
636.349.1600 tel

**RTM Engineering Consultants**
MEP Engineer
Consultant Project #26.B00203.2171
Certificate of Authority #2002028690
3701 S. Lindbergh Blvd.
St. Louis, MO 63127
314.725.5889 tel


West High School
14653 Clayton Rd., Ballwin, MO 63011
Parkway PN #542501B
Building Renovation & Site Improvements

Parkway School District
363 N. Woods Mill Rd., Chesterfield, MO 63017
314.415.8231 tel

Project No: 26022

Revisions

| No. | Description | Date |
|---|---|---|
| | | |
| | | |
| | | |
| | | |
| | | |
| | | |
| | | |


This drawing and the details on it are the sole property of the architect and may be used for this specific project only. It shall not be loaned, copied or reproduced, in whole or in part, or for any other purpose or project without the written consent of the Architect.
Copyright © 2026 by Bond Architects, Inc.


STATE OF MISSOURI
MICHAEL D. MITCHELL
NUMBER PE-2010019977
PROFESSIONAL ENGINEER
10/23/2026
MICHAEL D. MITCHELL
MO Number PE2010019977, Exp. 12/31/2026
Certificate of Authority 2014035826

The Professional Architects seal affixed to this sheet applies only to the material and items shown on this sheet. All drawings, instruments or other documents not exhibiting this seal shall not be considered prepared by this architect, and this architect expressly disclaims any and all responsibility for such plan, drawings or documents not exhibiting this seal.

DATE: 10/23/2026

BID / PERMIT SET

ROOF PLAN - TECH

T2.3

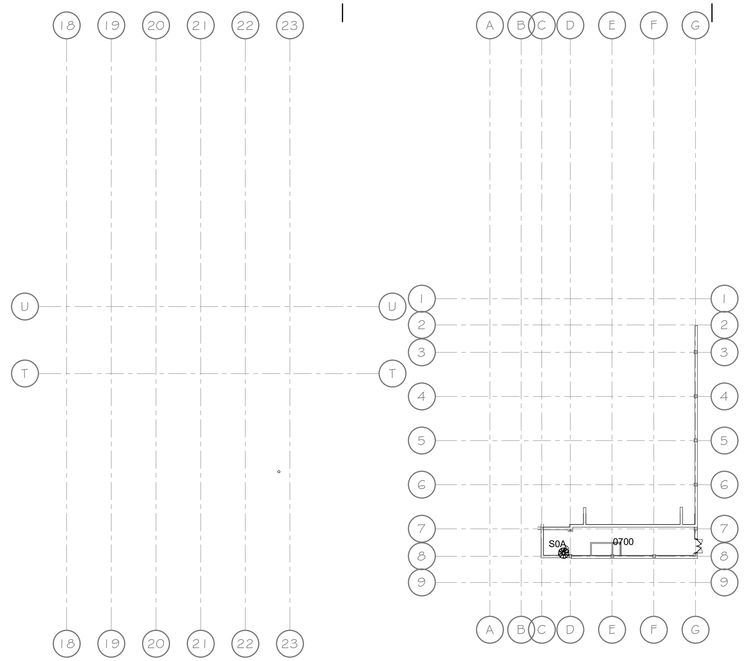


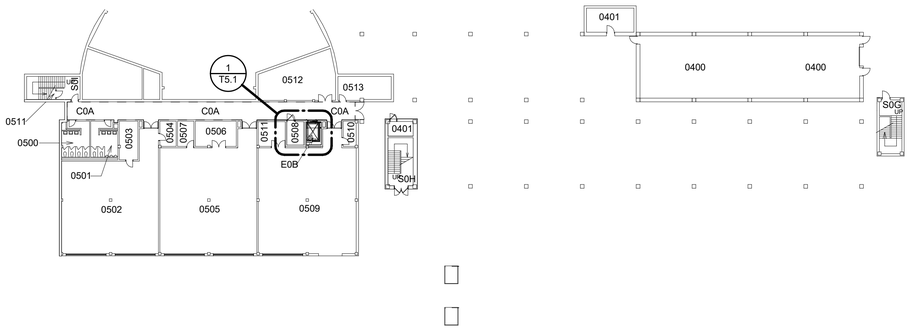


N 1 / T3.0 - LOWER LEVEL - OVERALL - FIRE ALARM
1/32" = 1'-0"

10/23/2026 10:05:17 AM

SCALE: 3/4" = 1'-0"
SCALE: 1/2" = 1'-0"
SCALE: 1/4" = 1'-0"
SCALE: 1/8" = 1'-0"
SCALE: 1" = 1'-0"
SCALE: 1/16" = 1'-0"


bond architects
222 SOUTH CENTRAL AVE.
SUITE# 501
ST. LOUIS, MO 63105
TEL: 314.863.4994
FAX: 314.863.4996
www.bondarchitectsinc.com
Bond Architects, Inc.
Missouri State Certificate of Authority # 2009027409

**Cole & Associates, Inc.**
Civil Engineer
Consultant Project #26-0064
Certificate of Authority #001165
401 S. 18th St., Suite 200
St. Louis, MO 63103
314.984.9887 tel

**CASE Engineering, Inc.**
Structural Engineer
Consultant Project BDA-MO-06-26
Certificate of Authority #001498
796 Merus Ct.
Fenton, MO 63026
636.349.1600 tel

**RTM Engineering Consultants**
MEP Engineer
Consultant Project #26.B00203.2171
Certificate of Authority #2002028690
3701 S. Lindbergh Blvd.
St. Louis, MO 63127
314.725.5889 tel


West High School
14653 Clayton Rd., Ballwin, MO 63011
Parkway PN #542501B
Building Renovation & Site Improvements

Parkway School District
363 N. Woods Mill Rd., Chesterfield, MO 63017
314.415.8231 tel

Project No: 26022

Revisions

| No. | Description | Date |
|---|---|---|
| | | |


This drawing and the details on it are the sole property of the architect and may be used for this specific project only. It shall not be loaned, copied or reproduced, in whole or in part, or for any other purpose or project without the written consent of the Architect. Copyright © 2026 by Bond Architects, Inc.


STATE OF MISSOURI
MICHAEL D. MITCHELL
NUMBER PE-2010019977
PROFESSIONAL ENGINEER
10/23/2026
MICHAEL D. MITCHELL
MO Number PE2010019977 Exp. 12/31/2026
Certificate of Authority 2014035826


The Professional Architects seal affixed to this sheet applies only to the material and items shown on this sheet. All drawings, instruments or other documents not exhibiting this seal shall not be considered prepared by this architect, and this architect expressly disclaims any and all responsibility for such plan, drawings or documents not exhibiting this seal.


DATE: 10/23/2026

BID / PERMIT SET

# LOWER LEVEL PLAN - FIRE ALARM

T3.0

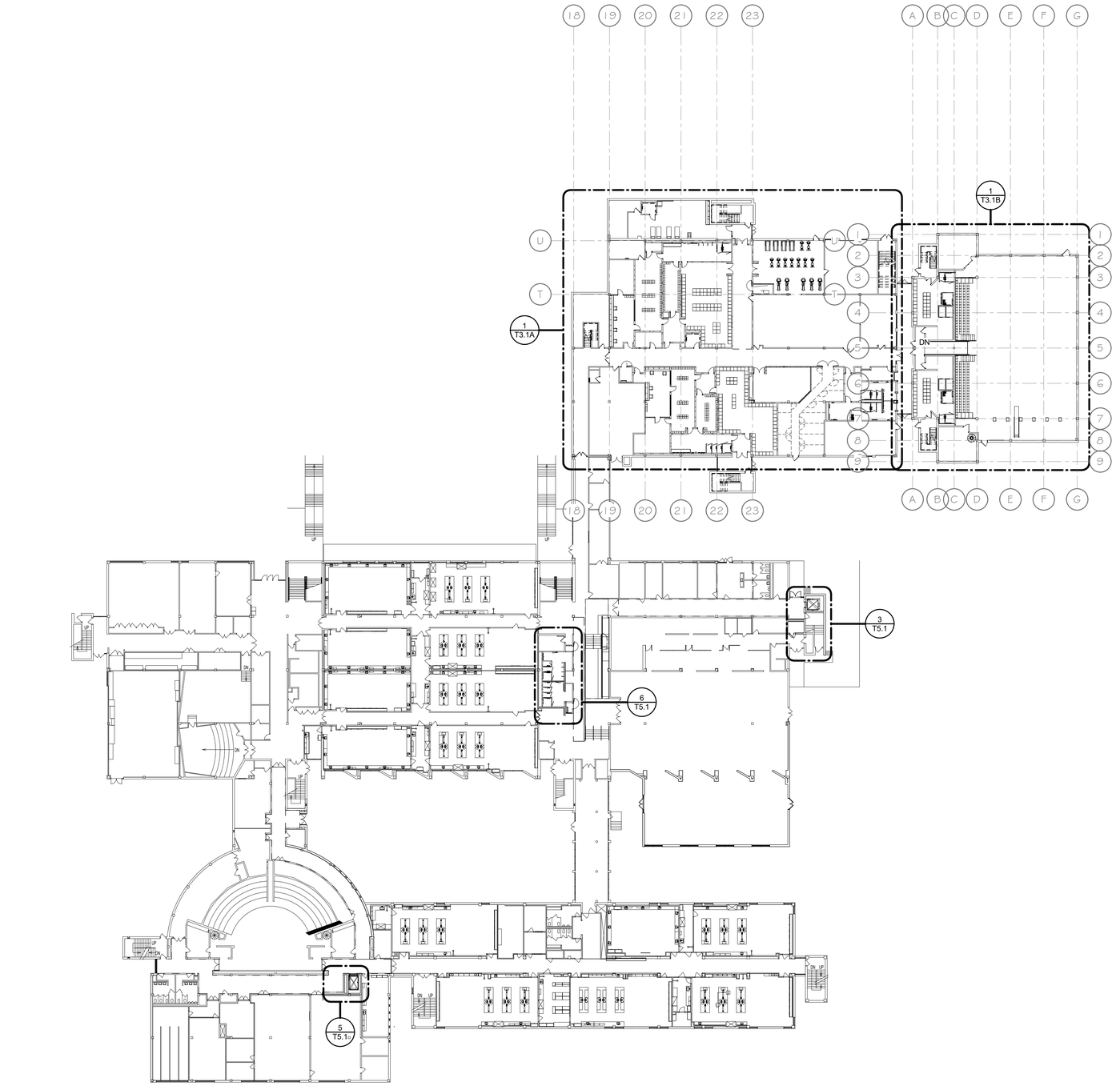


N 1/T3.1 FIRST FLOOR - OVERALL - FIRE ALARM
1/32" = 1'-0"

SCALE: 3/4" = 1'-0"
SCALE: 1 1/2" = 1'-0"
SCALE: 1" = 1'-0"
SCALE: 3/4" = 1'-0"
SCALE: 1/2" = 1'-0"
SCALE: 1/4" = 1'-0"
SCALE: 1/8" = 1'-0"
SCALE: 1/16" = 1'-0"

10/23/2026 10:05:25 AM


bond architects
222 SOUTH CENTRAL AVE.
SUITE# 501
ST. LOUIS, MO 63105
TEL: 314.863.4994
FAX: 314.863.4996
www.bondarchitectsinc.com
Bond Architects, Inc.
Missouri State Certificate of Authority # 2009027409

**Cole & Associates, Inc.**
Civil Engineer
Consultant Project #26-0064
Certificate of Authority #001165
401 S. 18th St., Suite 200
St. Louis, MO 63103
314.984.9887 tel

**CASE Engineering, Inc.**
Structural Engineer
Consultant Project BDA-MO-06-26
Certificate of Authority #001498
796 Merus Ct.
Fenton, MO 63026
636.349.1600 tel

**RTM Engineering Consultants**
MEP Engineer
Consultant Project #26.B00203.2171
Certificate of Authority #2002028690
3701 S. Lindbergh Blvd.
St. Louis, MO 63127
314.725.5889 tel


# West High School

14653 Clayton Rd., Ballwin, MO 63011
Parkway PN #542501B
Building Renovation & Site Improvements

Parkway School District
363 N. Woods Mill Rd., Chesterfield, MO 63017
314.415.8231 tel

Project No: 26022

Revisions

| No. | Description | Date |
|---|---|---|
| | | |
| | | |
| | | |
| | | |
| | | |
| | | |


This drawing and the details on it are the sole property of the architect and may be used for this specific project only. It shall not be loaned, copied or reproduced, in whole or in part, or for any other purpose or project without the written consent of the Architect.
Copyright © 2026 by Bond Architects, Inc.


STATE OF MISSOURI
MICHAEL D. MITCHELL
NUMBER PE-2010019577
PROFESSIONAL ENGINEER

10/23/2026

MICHAEL D. MITCHELL
MO License #2010019577, Exp 12/31/2026
Certificate of Authority 2014033826


The Professional Architects seal affixed to this sheet applies only to the material and items shown on this sheet. All drawings, instruments or other documents not exhibiting this seal shall not be considered prepared by this architect, and this architect expressly disclaims any and all responsibility for such plan, drawings or documents not exhibiting this seal.


DATE: 10/23/2026

BID / PERMIT SET

## FIRST FLOOR PLAN - FIRE ALARM

# T3.1

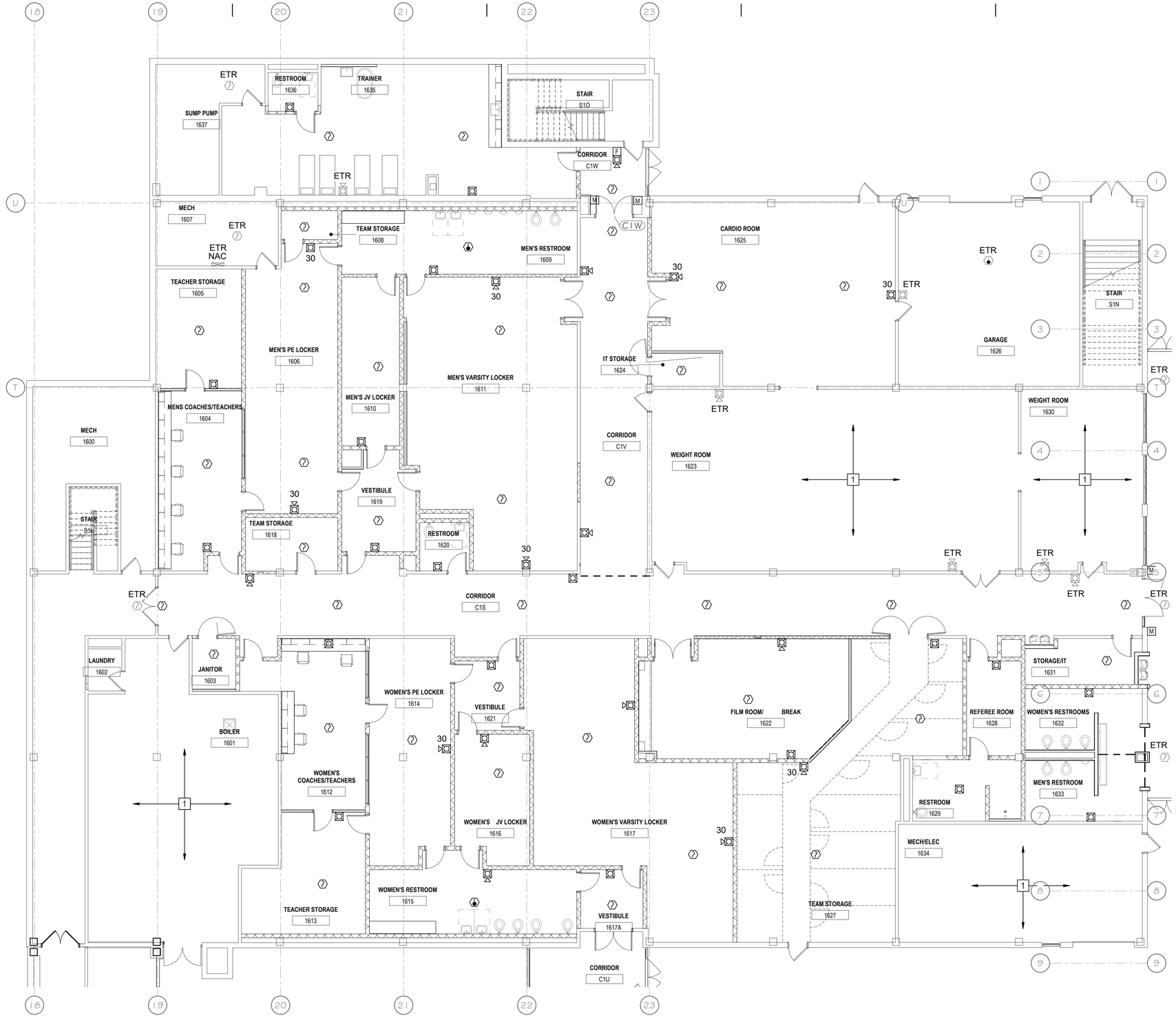


N

1 / T3.1A FIRST FLOOR - AREA A - FIRE ALARM
1/8" = 1'-0"

## GENERAL NOTES

A. VERIFY CABLE PATHWAY (CABLE TRAY, CONDUIT OR J-HOOKS) WITHIN BUILDING AND ADJUST ELEVATIONS AND ROUTING TO FACILITATE INSTALLATION. COORDINATE WITH ALL OTHER BUILDING TRADES. UTILIZE EXISTING PATHWAYS WHERE APPLICABLE. WHERE PATHWAYS DO NOT EXIST, PROVIDE NEW.

B. ELECTRICAL DEVICES ARE SHOWN LIGHT AND ARE FOR REFERENCE PURPOSES ONLY. REFER TO ELECTRICAL PLANS FOR ADDITIONAL INFORMATION.

C. DEVICES SHOWN LIGHT ARE EXISTING. DEVICES SHOWN DARKER/BOLD ARE TO BE PROVIDED UNDER THIS CONTRACT UNLESS NOTED OTHERWISE.

D. COORDINATE FINAL DEVICE LOCATIONS WITH ARCHITECTURAL ELEVATIONS TO AVOID OVERLAPPING PAINTING DETAILS.

## KEYED NOTES

1 ALL EQUIPMENT, COMPONENTS AND DEVICES IN THIS ROOM ARE EXISTING TO REMAIN UNLESS NOTED OTHERWISE.


bond architects
222 SOUTH CENTRAL AVE.
SUITE# 501
ST. LOUIS, MO 63105
TEL: 314.863.4994
FAX: 314.863.4996
www.bondarchitectsinc.com
Bond Architects, Inc.
Missouri State Certificate of Authority # 2009027409

**Cole & Associates, Inc.**
Civil Engineer
Consultant Project #26-0064
Certificate of Authority #001165
401 S. 18th St., Suite 200
St. Louis, MO 63103
314.984.9887 tel

**CASE Engineering, Inc.**
Structural Engineer
Consultant Project BDA-MO-06-26
Certificate of Authority #001498
796 Merus Ct.
Fenton, MO 63026
636.349.1600 tel

**RTM Engineering Consultants**
MEP Engineer
Consultant Project #26.B00203.2171
Certificate of Authority #2002028690
3701 S. Lindbergh Blvd.
St. Louis, MO 63127
314.725.5889 tel


West High School
14653 Clayton Rd., Ballwin, MO 63011
Parkway PN #542501B
Building Renovation & Site Improvements

Parkway School District
363 N. Woods Mill Rd., Chesterfield, MO 63017
314.415.8231 tel

Project No: 26022

Revisions

| No. | Description | Date |
|---|---|---|
| | | |


This drawing and the details on it are the sole property of the architect and may be used for this specific project only. It shall not be loaned, copied or reproduced, in whole or in part, or for any other purpose or project without the written consent of the Architect.
Copyright © 2026 by Bond Architects, Inc.


STATE OF MISSOURI
MICHAEL D. MITCHELL
NUMBER PE-2010019777
PROFESSIONAL ENGINEER
10/23/2026

MICHAEL D. MITCHELL
MO License #PE-2010019777 Exp. 12/31/2026
Certificate of Authority 2014035826

The Professional Architects seal affixed to this sheet applies only to the material and items shown on this sheet. All drawings, instruments or other documents not exhibiting this seal shall not be considered prepared by this architect, and this architect expressly disclaims any and all responsibility for such plan, drawings or documents not exhibiting this seal.

DATE: 10/23/2026

BID / PERMIT SET

# FIRST FLOOR PLAN - AREA A - FIRE ALARM

# T3.1A

10/23/2026 10:05:27 AM

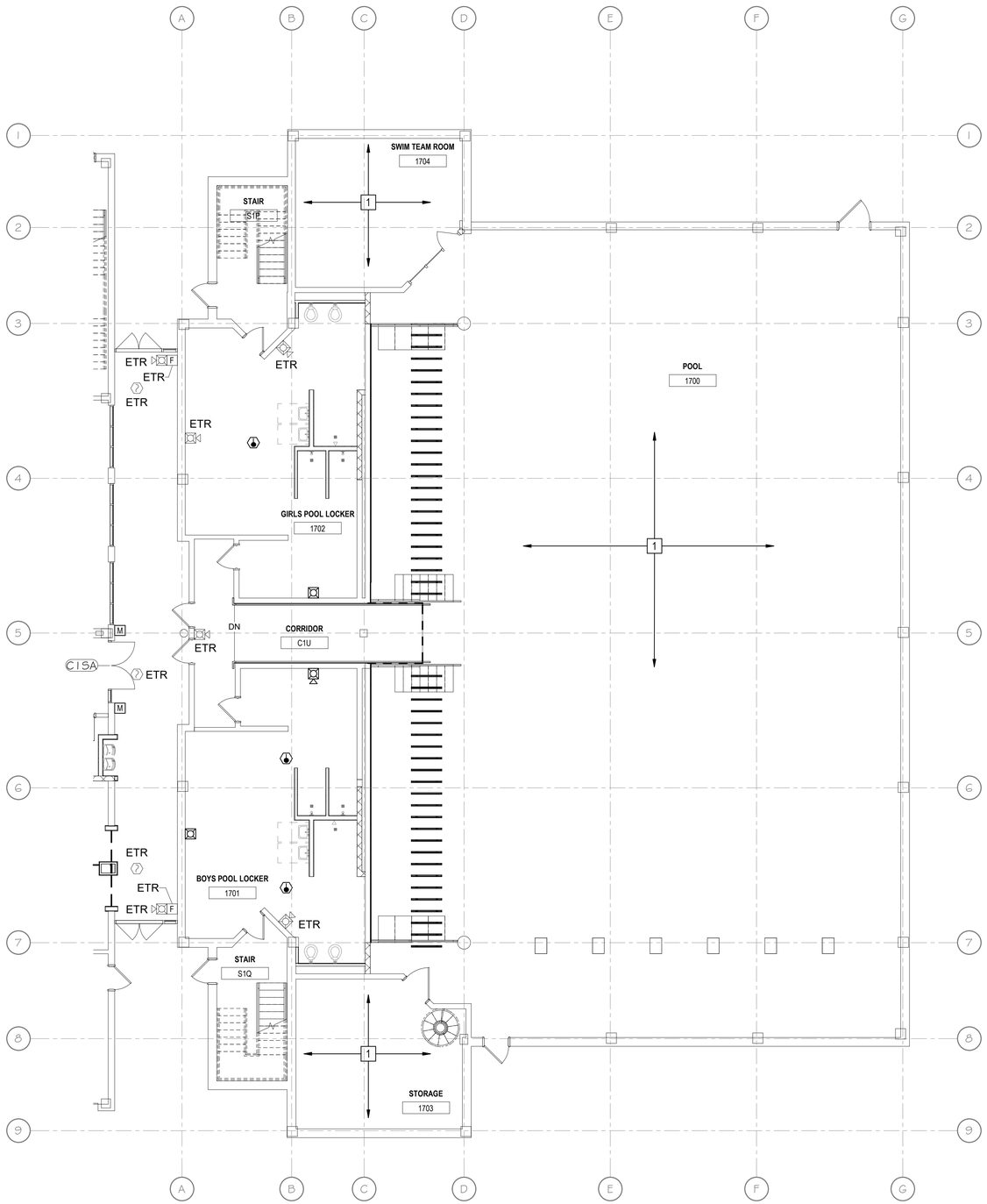


N T3.1B FIRST FLOOR - AREA B - FIRE ALARM
1/8" = 1'-0"

## GENERAL NOTES

A. VERIFY CABLE PATHWAY (CABLE TRAY, CONDUIT OR J-HOOKS) WITHIN BUILDING AND ADJUST ELEVATIONS AND ROUTING TO FACILITATE INSTALLATION. COORDINATE WITH ALL OTHER BUILDING TRADES. UTILIZE EXISTING PATHWAYS WHERE APPLICABLE. WHERE PATHWAYS DO NOT EXIST, PROVIDE NEW.

B. ELECTRICAL DEVICES ARE SHOWN LIGHT AND ARE FOR REFERENCE PURPOSES ONLY. REFER TO ELECTRICAL PLANS FOR ADDITIONAL INFORMATION.

C. DEVICES SHOWN LIGHT ARE EXISTING. DEVICES SHOWN DARKER/BOLD ARE TO BE PROVIDED UNDER THIS CONTRACT UNLESS NOTED OTHERWISE.

D. COORDINATE FINAL DEVICE LOCATIONS WITH ARCHITECTURAL ELEVATIONS TO AVOID OVERLAPPING PAINTING DETAILS.

## KEYED NOTES

1 ALL EQUIPMENT, COMPONENTS AND DEVICES IN THIS ROOM ARE EXISTING TO REMAIN UNLESS NOTED OTHERWISE.


bond architects
222 SOUTH CENTRAL AVE.
SUITE# 501
ST. LOUIS, MO 63105
TEL: 314.863.4994
FAX: 314.863.4996
www.bondarchitectsinc.com
Bond Architects, Inc.
Missouri State Certificate of Authority # 2009027409

**Cole & Associates, Inc.**
Civil Engineer
Consultant Project #26-0064
Certificate of Authority #001165
401 S. 18th St., Suite 200
St. Louis, MO 63103
314.984.9887 tel

**CASE Engineering, Inc.**
Structural Engineer
Consultant Project BDA-MO-06-26
Certificate of Authority #001498
796 Merus Ct.
Fenton, MO 63026
636.349.1600 tel

**RTM Engineering Consultants**
MEP Engineer
Consultant Project #26.B00203.2171
Certificate of Authority #2002028690
3701 S. Lindbergh Blvd.
St. Louis, MO 63127
314.725.5889 tel


West High School
14653 Clayton Rd., Ballwin, MO 63011
Parkway PN #542501B
Building Renovation & Site Improvements

Parkway School District
363 N. Woods Mill Rd., Chesterfield, MO 63017
314.415.8231 tel

Project No: 26022

Revisions

| No. | Description | Date |
|---|---|---|
| | | |
| | | |
| | | |
| | | |
| | | |
| | | |


This drawing and the details on it are the sole property of the architect and may be used for this specific project only. It shall not be loaned, copied or reproduced, in whole or in part, or for any other purpose or project without the written consent of the Architect. Copyright © 2026 by Bond Architects, Inc.


STATE OF MISSOURI
MICHAEL D. MITCHELL
NUMBER PE-2010019377
PROFESSIONAL ENGINEER
10/23/2026
MICHAEL D. MITCHELL
MO License #2010019377 Expires 12/31/2026
Certificate of Authority 2014035826

The Professional Architects seal affixed to this sheet applies only to the material and items shown on this sheet. All drawings, instruments or other documents not exhibiting this seal shall not be considered prepared by this architect, and this architect expressly disclaims any and all responsibility for such plan, drawings or documents not exhibiting this seal.

DATE: 10/23/2026

BID / PERMIT SET

FIRST FLOOR PLAN - AREA B - FIRE ALARM

T3.1B

10/23/2026 10:05:28 AM

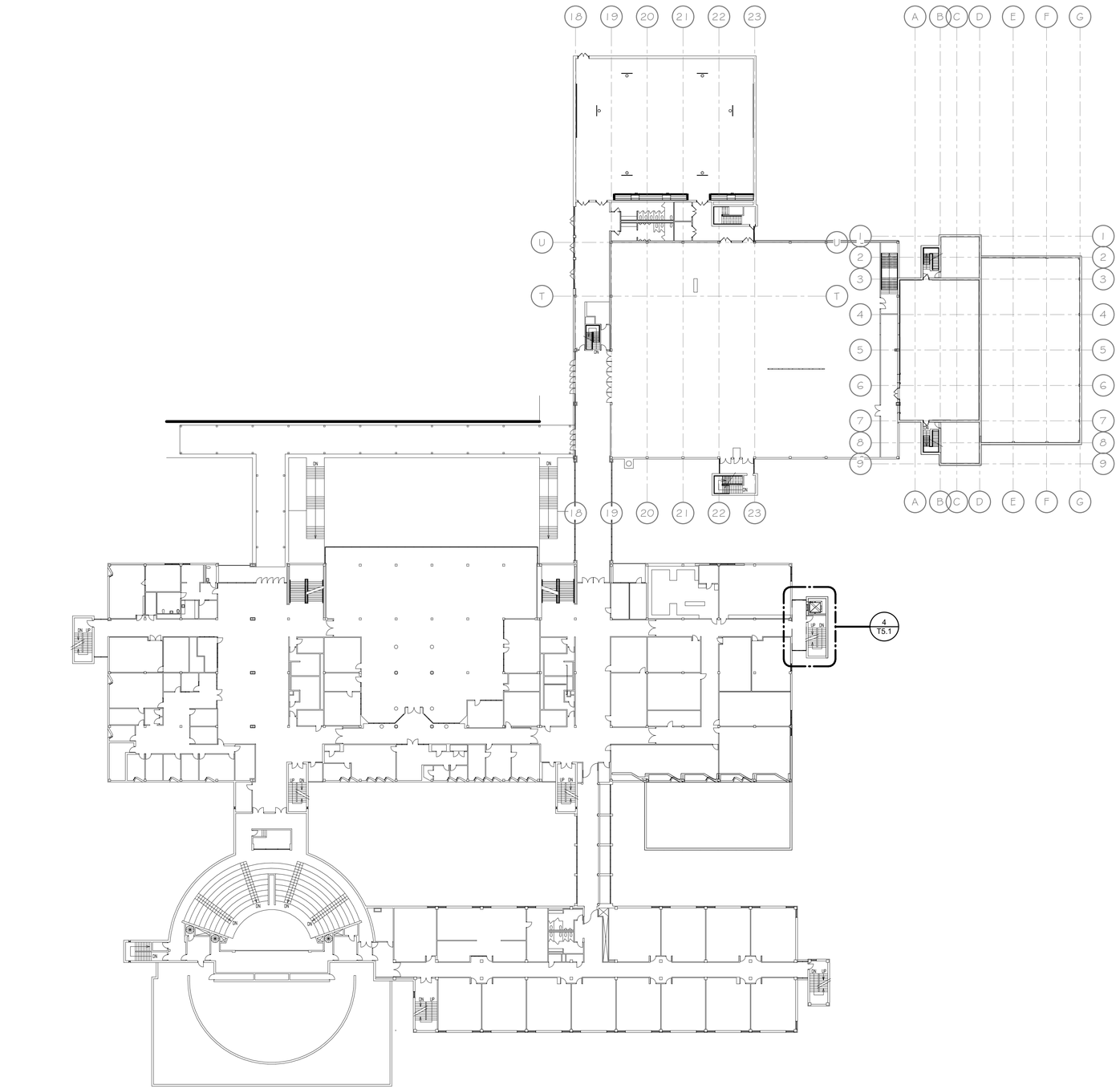


N 1 T3.2 SECOND FLOOR OVERALL - FIRE ALARM
1/32" = 1'-0"

10/23/2026 10:05:29 AM

SCALE: 3/8" = 1'-0" 0 0.25' 0.5' 1'
SCALE: 1 1/2" = 1'-0" 0 0.5' 1' 2'
SCALE: 1" = 1'-0" 0 0.5' 1' 2'
SCALE: 3/4" = 1'-0" 0 1' 2' 3'
SCALE: 1/2" = 1'-0" 0 1' 2' 4'
SCALE: 1/4" = 1'-0" 0 2' 4' 8'
SCALE: 1/8" = 1'-0" 0 4' 8' 16'
SCALE: 1/16" = 1'-0" 0 8' 16' 32'


bond architects
222 SOUTH CENTRAL AVE.
SUITE# 501
ST. LOUIS, MO 63105
TEL: 314.863.4994
FAX: 314.863.4996
www.bondarchitectsinc.com
Bond Architects, Inc.
Missouri State Certificate of Authority # 2009027409

**Cole & Associates, Inc.**
Civil Engineer
Consultant Project #26-0064
Certificate of Authority #001165
401 S. 18th St., Suite 200
St. Louis, MO 63103
314.984.9887 tel

**CASE Engineering, Inc.**
Structural Engineer
Consultant Project BDA-MO-06-26
Certificate of Authority #001498
796 Merus Ct.
Fenton, MO 63026
636.349.1600 tel

**RTM Engineering Consultants**
MEP Engineer
Consultant Project #26.B00203.2171
Certificate of Authority #2002028690
3701 S. Lindbergh Blvd.
St. Louis, MO 63127
314.725.5889 tel


West High School
14653 Clayton Rd., Ballwin, MO 63011
Parkway PN #542501B
Building Renovation & Site Improvements

Parkway School District
363 N. Woods Mill Rd., Chesterfield, MO 63017
314.415.8231 tel

Project No: 26022

Revisions

| No. | Description | Date |
|---|---|---|
| | | |
| | | |
| | | |
| | | |
| | | |
| | | |


This drawing and the details on it are the sole property of the architect and may be used for this specific project only. It shall not be loaned, copied or reproduced, in whole or in part, or for any other purpose or project without the written consent of the Architect.
Copyright © 2026 by Bond Architects, Inc.


STATE OF MISSOURI
MICHAEL D. MITCHELL
NUMBER PE-2010019977
PROFESSIONAL ENGINEER
10/23/2026

MICHAEL D. MITCHELL
MO Number PE-2010019977 Exp. 12/31/2026
Certificate of Authority 2014035826

The Professional Architects seal affixed to this sheet applies only to the material and items shown on this sheet. All drawings, instruments or other documents not exhibiting this seal shall not be considered prepared by this architect, and this architect expressly disclaims any and all responsibility for such plan, drawings or documents not exhibiting this seal.

DATE: 10/23/2026

BID / PERMIT SET

# SECOND FLOOR PLAN - FIRE ALARM

T3.2

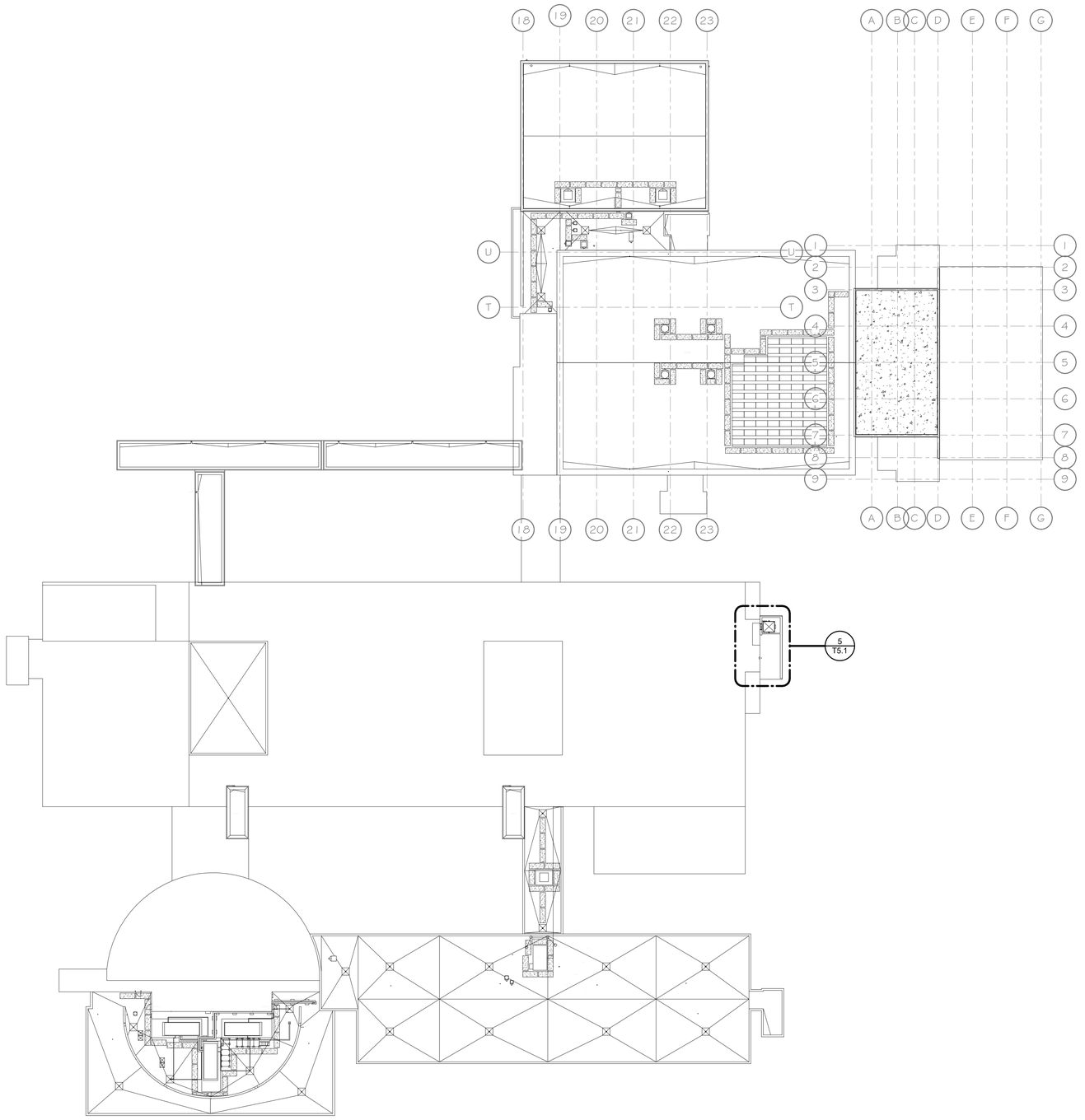


N 1 T3.3 ROOF - FIRE ALARM
1/32" = 1'-0"

SCALE: 3" = 1'-0" 0 0.25' 0.5' 1'
SCALE: 1 1/2" = 1'-0" 0 0.5' 1' 2'
SCALE: 1" = 1'-0" 0 0.5' 1' 2'
SCALE: 3/4" = 1'-0" 0 1' 2' 3'
SCALE: 1/2" = 1'-0" 0 1' 2' 4'
SCALE: 1/4" = 1'-0" 0 2' 4' 8'
SCALE: 1/8" = 1'-0" 0 4' 8' 16'
SCALE: 1/16" = 1'-0" 0 8' 16' 32'

10/23/2026 10:05:29 AM


bond architects
222 SOUTH CENTRAL AVE.
SUITE# 501
ST. LOUIS, MO 63105
TEL: 314.863.4994
FAX: 314.863.4996
www.bondarchitectsinc.com
Bond Architects, Inc.
Missouri State Certificate of Authority # 2009027409

**Cole & Associates, Inc.**
Civil Engineer
Consultant Project #26-0064
Certificate of Authority #001165
401 S. 18th St., Suite 200
St. Louis, MO 63103
314.984.9887 tel

**CASE Engineering, Inc.**
Structural Engineer
Consultant Project BDA-MO-06-26
Certificate of Authority #001498
796 Merus Ct.
Fenton, MO 63026
636.349.1600 tel

**RTM Engineering Consultants**
MEP Engineer
Consultant Project #26.B00203.2171
Certificate of Authority #2002028690
3701 S. Lindbergh Blvd.
St. Louis, MO 63127
314.725.5889 tel


West High School
14653 Clayton Rd., Ballwin, MO 63011
Parkway PN #542501B
Building Renovation & Site Improvements

Parkway School District
363 N. Woods Mill Rd., Chesterfield, MO 63017
314.415.8231 tel

Project No: 26022

Revisions

| No. | Description | Date |
|---|---|---|
| | | |
| | | |
| | | |
| | | |
| | | |
| | | |
| | | |


This drawing and the details on it are the sole property of the architect and may be used for this specific project only. It shall not be loaned, copied or reproduced, in whole or in part, or for any other purpose or project without the written consent of the Architect.
Copyright © 2026 by Bond Architects, Inc.


STATE OF MISSOURI
MICHAEL D. MITCHELL
NUMBER PE-2010019977
PROFESSIONAL ENGINEER
10/23/2026
MICHAEL D. MITCHELL
MO Certificate #2010019977 Exp: 12/31/2026
Certificate of Authority 2014035826

The Professional Architects seal affixed to this sheet applies only to the material and items shown on this sheet. All drawings, instruments or other documents not exhibiting this seal shall not be considered prepared by this architect, and this architect expressly disclaims any and all responsibility for such plan, drawings or documents not exhibiting this seal.

DATE: 10/23/2026

BID / PERMIT SET

# ROOF PLAN - FIRE ALARM

T3.3

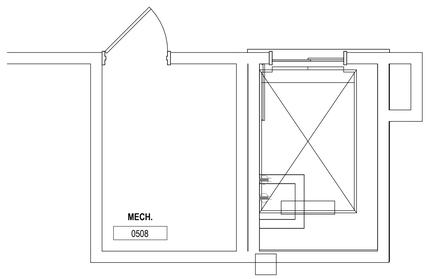


1 T4.1 LOWER LEVEL ELEVATOR 1B - TECHNOLOGY
1/4" = 1'-0"

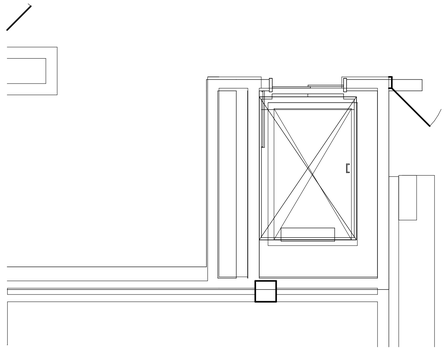

2 T4.1 FIRST FLOOR ELEVATOR 1B - TECHNOLOGY
1/4" = 1'-0"

## GENERAL NOTES

A. VERIFY CABLE PATHWAY (CABLE TRAY, CONDUIT OR J-HOOKS) WITHIN BUILDING AND ADJUST ELEVATIONS AND ROUTING TO FACILITATE INSTALLATION. COORDINATE WITH ALL OTHER BUILDING TRADES. UTILIZE EXISTING PATHWAYS WHERE APPLICABLE. WHERE PATHWAYS DO NOT EXIST, PROVIDE NEW.

B. ALL COMMUNICATION CABLES SHALL TERMINATE IN COMMUNICATION ROOM LOCATED ON THIS FLOOR, UNLESS NOTED OTHERWISE.

C. VERIFY MOUNTING HEIGHT OF COMMUNICATION DEVICES WITH ARCHITECTURAL ELEVATIONS PRIOR TO ROUGH-IN. WHERE CONFLICTS EXIST, CONTRACTOR SHALL NOTIFY ENGINEER AND ARCHITECT FOR RESOLUTION.

D. COMMUNICATION CABLING FOR WIRELESS ACCESS POINT (COMMUNICATION OUTLET WITH WAP DESIGNATION) SHALL HAVE AN ADDITIONAL 15' SERVICE LOOP. SERVICE LOOP SHALL BE MANAGED, COILED AND SUPPORTED AT CEILING.

E. ELECTRICAL DEVICES ARE SHOWN LIGHT AND ARE FOR REFERENCE PURPOSES ONLY. REFER TO ELECTRICAL PLANS FOR ADDITIONAL INFORMATION.

F. CONTRACTOR SHALL COORDINATE AND PROVIDE VOICE AND NETWORK REQUIREMENTS FOR BUILDING AUTOMATION SYSTEM, FIRE ALARM CONTROL PANEL AND ELEVATOR.

G. MOUNTING HEIGHT OF PROJECTOR AND DISPLAY LOCATIONS ARE APPROXIMATE AND SHOULD BE COORDINATED WITH ARCHITECT AND ARCHITECTURAL FEATURES. DEVICE SHALL BE MOUNTED ADJACENT TO POWER RECEPTACLE.

H. ALL EXTERIOR CAMERAS SHALL BE MOUNTED AT APPROXIMATELY 12' ABOVE GRADE. COORDINATE EXACT LOCATION WITH BUILDING EXTERIOR, BUILDING INTERIOR CEILING CAVITY, ARCHITECTURAL FEATURES AND AESTHETICS BEFORE ROUGH-IN AND INSTALLATION.

I. DEVICES SHOWN LIGHT ARE EXISTING. DEVICES SHOWN DARKER/BOLD ARE TO BE PROVIDED UNDER THIS CONTRACT UNLESS NOTED OTHERWISE.

J. COORDINATE FINAL DEVICE LOCATIONS WITH ARCHITECTURAL ELEVATIONS TO AVOID OVERLAPPING PAINTING DETAILS.

## KEYED NOTES

1 KEYED SWITCH SHALL BE MOUNTED IN ELEVATOR CAB AND SHALL BE PROGRAMMED TO OPERATE ELEVATOR USE. COORDINATE EXACT REQUIREMENTS WITH ELEVATOR, ELEVATOR CONTROLS AND OWNER.

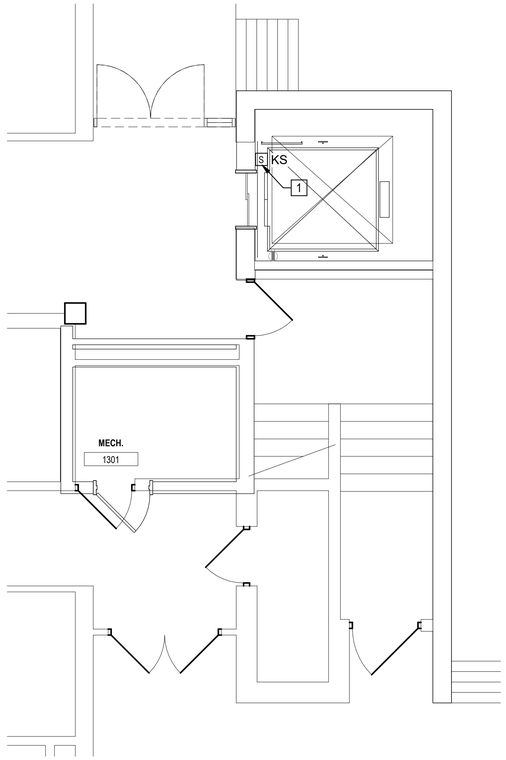


3 T4.1 FIRST FLOOR ELEVATOR 1A - TECHNOLOGY
1/4" = 1'-0"

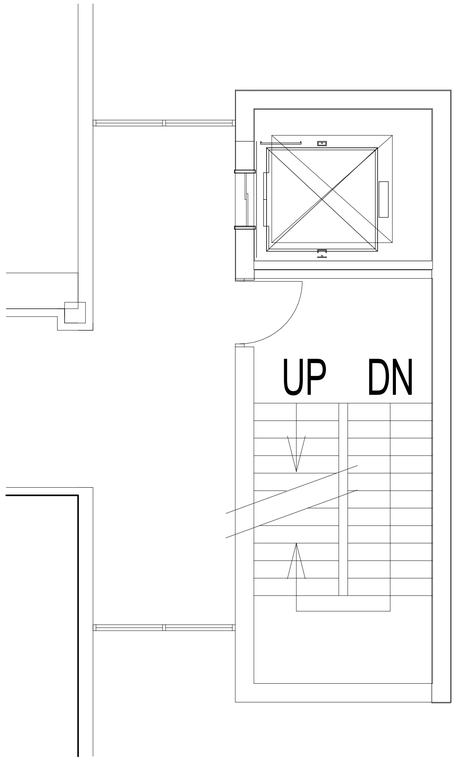


4 T4.1 SECOND FLOOR ELEVATOR 1A - TECHNOLOGY
1/4" = 1'-0"

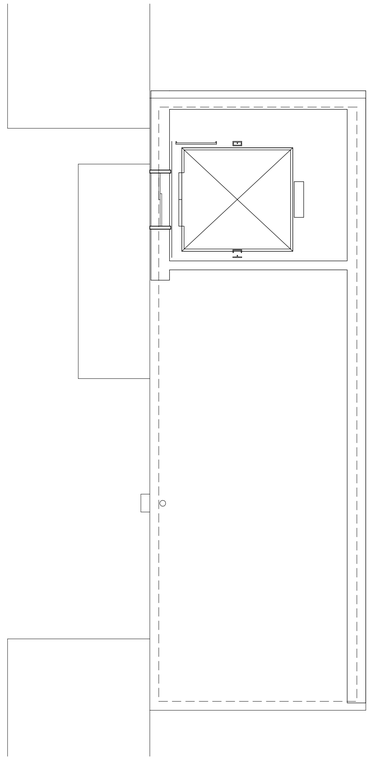

5 T4.1 ROOF ELEVATOR 1A - TECHNOLOGY
1/4" = 1'-0"

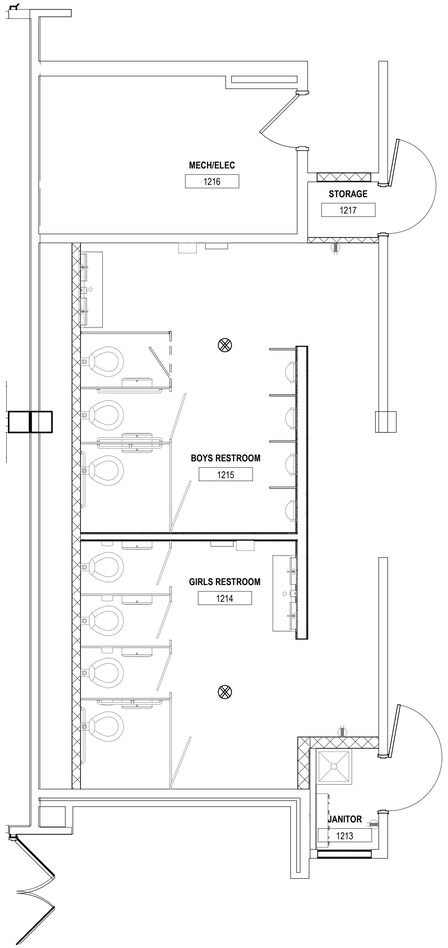


6 T4.1 RESTROOM 1214 & 1215 - TECHNOLOGY
1/4" = 1'-0"

bond architects
222 SOUTH CENTRAL AVE.
SUITE# 501
ST. LOUIS, MO 63105
TEL: 314.863.4994
FAX: 314.863.4996
www.bondarchitectsinc.com
Bond Architects, Inc.
Missouri State Certificate of Authority # 2009027409

**Cole & Associates, Inc.**
Civil Engineer
Consultant Project #26-0064
Certificate of Authority #001165
401 S. 18th St., Suite 200
St. Louis, MO 63103
314.984.9887 tel

**CASE Engineering, Inc.**
Structural Engineer
Consultant Project BDA-MO-06-26
Certificate of Authority #001498
796 Merus Ct.
Fenton, MO 63026
636.349.1600 tel

**RTM Engineering Consultants**
MEP Engineer
Consultant Project #26.B00203.2171
Certificate of Authority #2002028690
3701 S. Lindbergh Blvd.
St. Louis, MO 63127
314.725.5889 tel

West High School
14653 Clayton Rd., Ballwin, MO 63011
Parkway PN #542501B
Building Renovation & Site Improvements

Parkway School District
363 N. Woods Mill Rd., Chesterfield, MO 63017
314.415.8231 tel

Project No: 26022

Revisions

| No. | Description | Date |
|---|---|---|
| | | |

This drawing and the details on it are the sole property of the architect and may be used for this specific project only. It shall not be loaned, copied or reproduced, in whole or in part, or for any other purpose or project without the written consent of the Architect.
Copyright © 2026 by Bond Architects, Inc.

STATE OF MISSOURI
MICHAEL D. MITCHELL
NUMBER PE-2010019977
PROFESSIONAL ENGINEER
10/23/2026

MICHAEL D. MITCHELL, PE
MO LICENSE #2010019977, EXP. 12/31/2026
Certificate of Authority 2014033826

The Professional Architects seal affixed to this sheet applies only to the material and items shown on this sheet. All drawings, instruments or other documents not exhibiting this seal shall not be considered prepared by this architect, and this architect expressly disclaims any and all responsibility for such plan, drawings or documents not exhibiting this seal.

DATE: 10/23/2026

BID / PERMIT SET

# ENLARGED PLANS - TECH

# T4.1

10/23/2026 10:05:30 AM

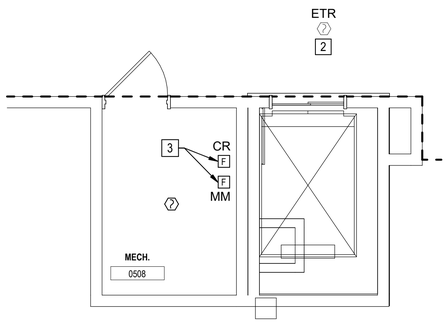


1 / T5.1 LOWER LEVEL ELEVATOR 1B - FIRE ALARM
1/4" = 1'-0"

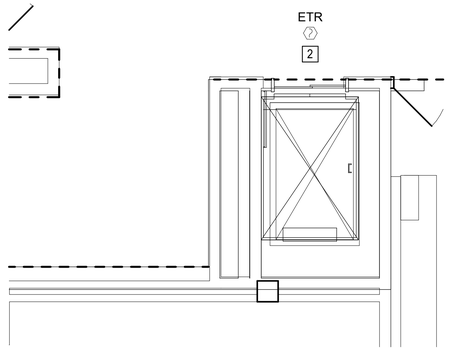


2 / T5.1 FIRST FLOOR ELEVATOR 1B - FIRE ALARM
1/4" = 1'-0"

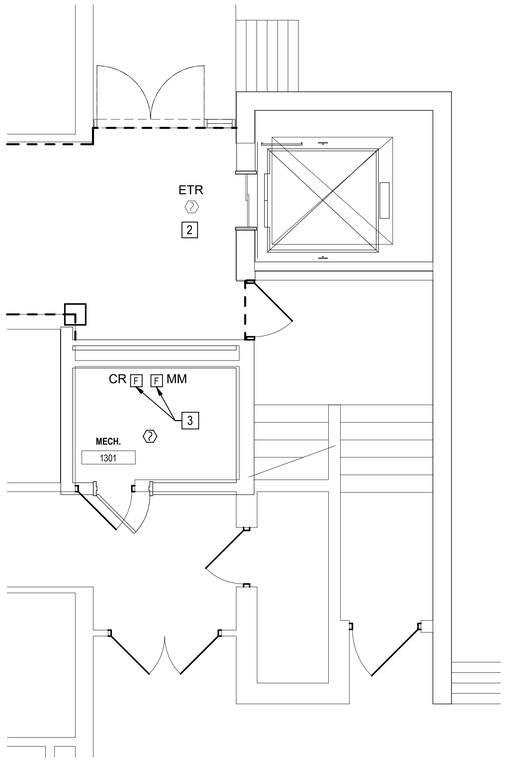


3 / T5.1 FIRST FLOOR ELEVATOR 1A - FIRE ALARM
1/4" = 1'-0"

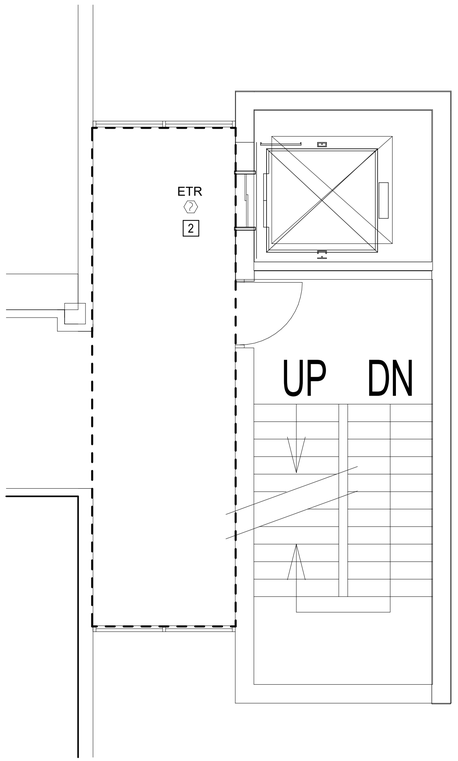


4 / T5.1 SECOND FLOOR ELEVATOR 1A - FIRE ALARM
1/4" = 1'-0"

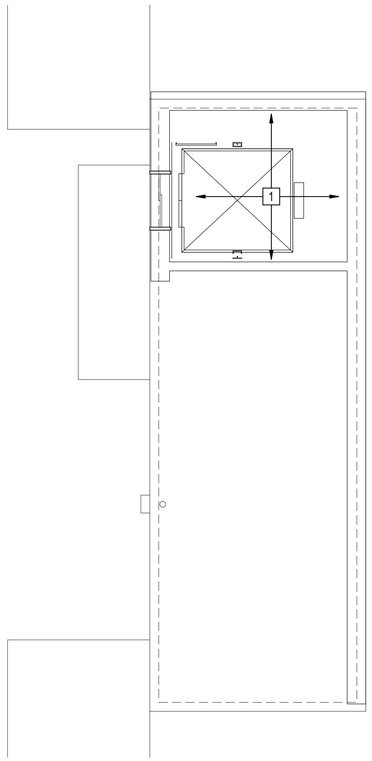


5 / T5.1 ROOF ELEVATOR 1A - FIRE ALARM
1/4" = 1'-0"

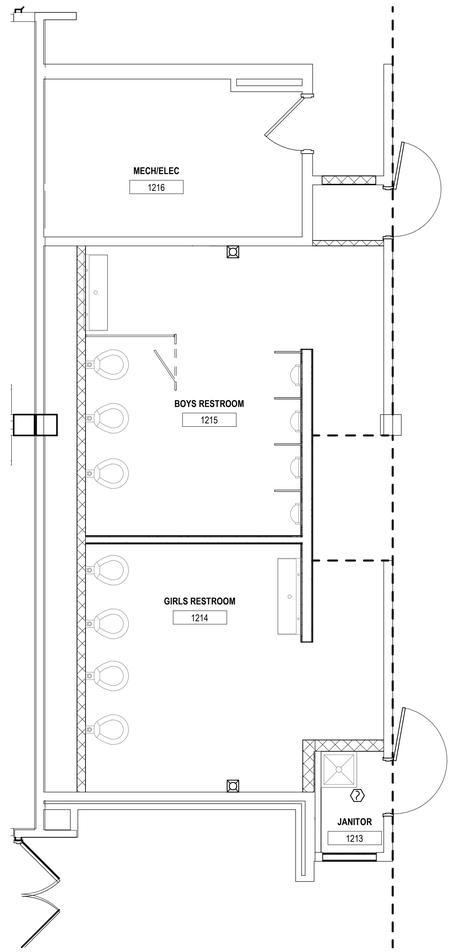


6 / T5.1 RESTROOM 1214 & 1215 - FIRE ALARM
1/4" = 1'-0"

## GENERAL NOTES

A. VERIFY CABLE PATHWAY (CABLE TRAY, CONDUIT OR J-HOOKS) WITHIN BUILDING AND ADJUST ELEVATIONS AND ROUTING TO FACILITATE INSTALLATION. COORDINATE WITH ALL OTHER BUILDING TRADES. UTILIZE EXISTING PATHWAYS WHERE APPLICABLE. WHERE PATHWAYS DO NOT EXIST, PROVIDE NEW.

B. ELECTRICAL DEVICES ARE SHOWN LIGHT AND ARE FOR REFERENCE PURPOSES ONLY. REFER TO ELECTRICAL PLANS FOR ADDITIONAL INFORMATION.

C. DEVICES SHOWN LIGHT ARE EXISTING. DEVICES SHOWN DARKER/BOLD ARE TO BE PROVIDED UNDER THIS CONTRACT UNLESS NOTED OTHERWISE.

D. COORDINATE FINAL DEVICE LOCATIONS WITH ARCHITECTURAL ELEVATIONS TO AVOID OVERLAPPING PAINTING DETAILS.

## KEYED NOTES

1 FIRE ALARM DEVICES AT TOP OF ELEVATOR HOISTWAY ARE EXISTING TO REMAIN. COORDINATE ANY REPROGRAMMING AS REQUIRED.

2 COORDINATE ANY REPROGRAMMING FOR PRIMARY OR SECONDARY RECALL AS REQUIRED.

3 PROVIDE CONTROL RELAYS AND MONITOR MODULES PER T7.0 AND QUANTITIES AS REQUIRED. COORDINATE EXACT LOCATION WITH ELEVATOR EQUIPMENT AND COMPONENTS. PROGRAM SYSTEM TO ACCOMMODATE NEW COMPONENTS


bond architects
222 SOUTH CENTRAL AVE.
SUITE# 501
ST. LOUIS, MO 63105
TEL: 314.863.4994
FAX: 314.863.4996
www.bondarchitectsinc.com
Bond Architects, Inc.
Missouri State Certificate of Authority # 2009027409

**Cole & Associates, Inc.**
Civil Engineer
Consultant Project #26-0064
Certificate of Authority #001165
401 S. 18th St., Suite 200
St. Louis, MO 63103
314.984.9887 tel

**CASE Engineering, Inc.**
Structural Engineer
Consultant Project BDA-MO-06-26
Certificate of Authority #001498
796 Merus Ct.
Fenton, MO 63026
636.349.1600 tel

**RTM Engineering Consultants**
MEP Engineer
Consultant Project #26.B00203.2171
Certificate of Authority #2002028690
3701 S. Lindbergh Blvd.
St. Louis, MO 63127
314.725.5889 tel


West High School
14653 Clayton Rd., Ballwin, MO 63011
Parkway PN #542501B
Building Renovation & Site Improvements

Parkway School District
363 N. Woods Mill Rd., Chesterfield, MO 63017
314.415.8231 tel

Project No: 26022

Revisions

| No. | Description | Date |
|---|---|---|
| | | |


This drawing and the details on it are the sole property of the architect and may be used for this specific project only. It shall not be loaned, copied or reproduced, in whole or in part, or for any other purpose or project without the written consent of the Architect. Copyright © 2026 by Bond Architects, Inc.


STATE OF MISSOURI
MICHAEL D. MITCHELL
NUMBER PE-2010019977
PROFESSIONAL ENGINEER
10/23/2026

MICHAEL D. MITCHELL
MO License #2010019977 10/23/2026
Certificate of Authority 2014035826

The Professional Architects seal affixed to this sheet applies only to the material and items shown on this sheet. All drawings, instruments or other documents not exhibiting this seal shall not be considered prepared by this architect, and this architect expressly disclaims any and all responsibility for such plan, drawings or documents not exhibiting this seal.

DATE: 10/23/2026

BID / PERMIT SET

# ENLARGED PLANS - FIRE ALARM

T5.1

10/23/2026 10:05:32 AM

SCALE: 3" = 1'-0" 0 0.25' 0.5' 1'
SCALE: 1 1/2" = 1'-0" 0 0.5' 1' 2'
SCALE: 1" = 1'-0" 0 0.5' 1' 2'
SCALE: 3/4" = 1'-0" 0 1' 2' 3'
SCALE: 1/2" = 1'-0" 0 1' 2' 4'
SCALE: 1/4" = 1'-0" 0 2' 4' 8'
SCALE: 1/8" = 1'-0" 0 4' 8' 16'
SCALE: 1/16" = 1'-0" 0 8' 16' 32'

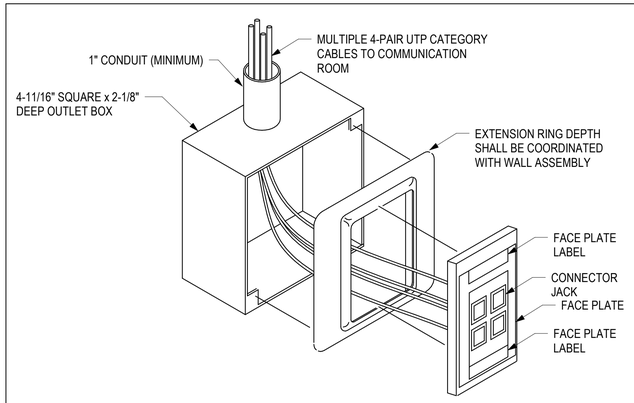


NOTES:
1. COLOR OF FACE PLATE SHALL BE COORDINATED WITH AND APPROVED BY ARCHITECT AND OTHER DEVICES WITHIN THE SAME SPACE.
2. FACE PLATE IS DIAGRAMMATIC ONLY. REFER TO SPECIFICATIONS FOR EXACT TYPE OF FACE PLATE.
3. BLANKS SHALL BE INSTALLED IN ALL UNUSED PORTS AND COLOR SHALL MATCH FACE PLATE.
4. EXTENSION RING GANGS SHALL BE COORDINATED WITH FACE PLATE.
5. COMMUNICATION CABLES SHOWN ARE FOR REFERENCE PURPOSES ONLY. REFER TO CONSTRUCTION DOCUMENTS FOR EXACT QUANTITIES.
6. CONDUIT SHALL EXTEND FROM OUTLET BOX TO ACCESSIBLE PORTION OF CEILING UNLESS NOTED OTHERWISE.
7. FOR NON-STANDARDIZED OR SPECIALTY OUTLETS, REFER TO ASSOCIATED KEYED NOTE.

1 / T6.0 COMMUNICATION OUTLET
NOT TO SCALE

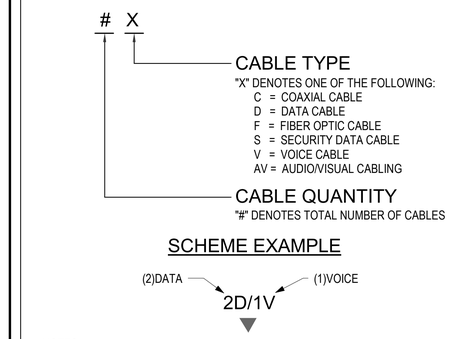


NOTES:
1. CABLING SCHEME IS UTILIZED AT ALL COMMUNICATION OUTLETS TO CLARIFY TYPE AND QUANTITY OF CABLES REQUIRED AT OUTLET.
2. FOR NON-STANDARDIZED OR SPECIALTY OUTLETS, REFER TO ASSOCIATED KEYED NOTE ON PLAN.

2 / T6.0 OUTLET CABLING SCHEME
NOT TO SCALE

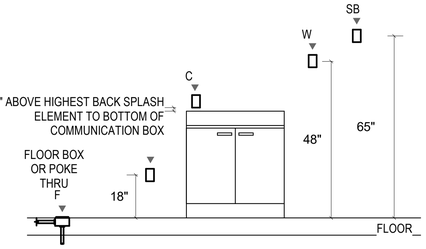


NOTES:
1. PLAN SYMBOLOGY WITH ASSOCIATED MOUNTING HEIGHTS ARE SHOWN. OUTLET MAY BE OPEN OR FILLED.
2. DEVICES SHALL BE MOUNTED AT THE HEIGHT SHOWN UNLESS NOTED OTHERWISE.
3. MOUNTING HEIGHT SHOWN IS APPROXIMATE AND SHALL BE TO CENTER OF OUTLET BOX.
4. FOR ITEMS INSTALLED IN AN ENCLOSURE, COORDINATE REQUIREMENTS WITH CEILING TYPE, ENCLOSURE AND OTHER TRADES.

3 / T6.0 OUTLET ELEVATION HEIGHT
NOT TO SCALE

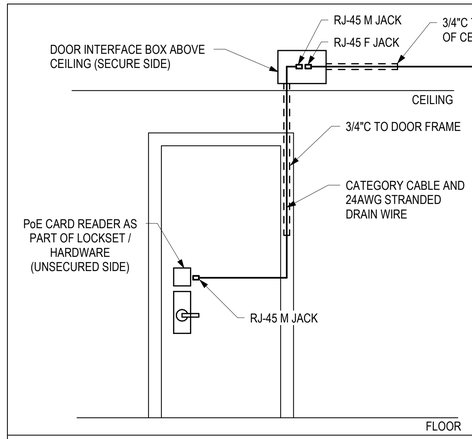


NOTES:
1. PROVIDE ROUGH-IN BOXES, CONDUIT, AND CATEGORY CABLING TO MDF / IDF LOCATION. COORDINATE EXACT REQUIREMENTS WITH SYSTEM VENDOR AND ARCHITECTURAL DOOR HARDWARE SCHEDULE.
2. DETAIL IS DIAGRAMMATIC AND IS NOT INTENDED TO BE EXACT OR ALL INCLUSIVE. COORDINATE WITH ARCHITECTURAL PLANS, DETAILS, AND DOOR HARDWARE FOR DEVICE LOCATIONS AND TYPES.
3. PROVIDE PULL STRINGS IN ALL CONDUITS.
4. DOOR HARDWARE DEVICES SHALL BE FURNISHED AND INSTALLED BY HARDWARE CONTRACTOR. ELECTRICAL/COMMUNICATION CONTRACTOR SHALL PROVIDE CATEGORY CABLING FROM MDF / IDF TO DOOR. DOOR HARDWARE CONTRACTOR/INSTALLER SHALL PROVIDE CABLING FROM DOOR HARDWARE, THROUGH FRAME AND TO ACCESSIBLE PORTION OF CEILING. REFER TO RESPONSIBILITY MATRIX FOR ADDITIONAL INFORMATION.
5. ALL CABLING AND ROUGH-IN SHALL BE PER MANUFACTURER'S RECOMMENDATIONS.
6. DRAIN WIRE SHALL BE CONNECTED TO BUILDING OR ELECTRICAL GROUND.

4 / T6.0 ACCESS CONTROL - SINGLE DOOR
NOT TO SCALE

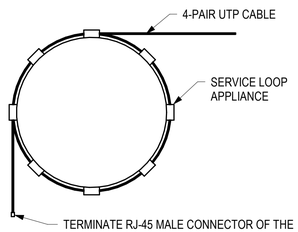


NOTES:
1. DIRECT CONNECT JACK SHALL OCCUR AT NETWORK DROPS FOR IP VIDEO SURVEILLANCE CAMERAS AND WIRELESS ACCESS POINTS
2. COMPLY WITH ANSI/BICSI D005 FOR DIRECT ATTACH METHOD.
3. SUPPORT SHALL BE J-HOOKS WITH VELCRO STRAPS OR A SERVICE LOOP APPLIANCE.
4. RADIUS OF SERVICE LOOP SHALL BE DETERMINED BY CABLE. REFER TO TIA/EIA STANDARDS AND MANUFACTURER'S RECOMMENDATIONS.
5. PROVIDE 15' EXTRA CABLE LOOP FOR IP VIDEO SURVEILLANCE CAMERAS AND WIRELESS ACCESS POINT LOCATIONS.
6. TESTING SHALL BE PER ANSI/TIA-568-C.2.
7. PROVIDE DUST COVER ON ALL CONNECTORS.

5 / T6.0 DIRECT CONNECTION
NOT TO SCALE

bond architects
222 SOUTH CENTRAL AVE.
SUITE# 501
ST. LOUIS, MO 63105
TEL: 314.863.4994
FAX: 314.863.4996
www.bondarchitectsinc.com
Bond Architects, Inc.
Missouri State Certificate of Authority # 2009027409

**Cole & Associates, Inc.**
Civil Engineer
Consultant Project #26-0064
Certificate of Authority #001165
401 S. 18th St., Suite 200
St. Louis, MO 63103
314.984.9887 tel

**CASE Engineering, Inc.**
Structural Engineer
Consultant Project BDA-MO-06-26
Certificate of Authority #001498
796 Merus Ct.
Fenton, MO 63026
636.349.1600 tel

**RTM Engineering Consultants**
MEP Engineer
Consultant Project #26.B00203.2171
Certificate of Authority #2002028690
3701 S. Lindbergh Blvd.
St. Louis, MO 63127
314.725.5889 tel

West High School
14653 Clayton Rd., Ballwin, MO 63011
Parkway PN #542501B
Building Renovation & Site Improvements

Parkway School District
363 N. Woods Mill Rd., Chesterfield, MO 63017
314.415.6231 tel

Project No: 26022

Revisions

| No. | Description | Date |
|---|---|---|
| | | |

This drawing and the details on it are the sole property of the architect and may be used for this specific project only. It shall not be loaned, copied or reproduced, in whole or in part, or for any other purpose or project without the written consent of the Architect.
Copyright © 2026 by Bond Architects, Inc.

STATE OF MISSOURI
MICHAEL D. MITCHELL
NUMBER PE-2010019777
PROFESSIONAL ENGINEER
10/23/2026
MICHAEL D. MITCHELL
MO License #2010019777 Ex:12/31/2026
Certificate of Authority 2014035826

The Professional Architects seal affixed to this sheet applies only to the material and items shown on this sheet. All drawings, instruments or other documents not exhibiting this seal shall not be considered prepared by this architect, and this architect expressly disclaims any and all responsibility for such plan, drawings or documents not exhibiting this seal.

DATE: 10/23/2026

BID / PERMIT SET

TECHNOLOGY - DETAILS

T6.0

10/23/2026 10:05:32 AM

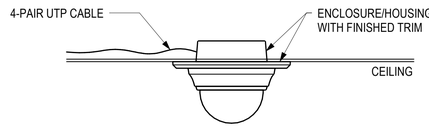


NOTES:
1. WHEN INSTALLED IN AN INACCESSIBLE CEILING, PROVIDE 3/4" CONDUIT TO AN ACCESSIBLE CEILING SPACE. WHEN INSTALLED IN AN ACCESSIBLE CEILING, NO CONDUIT IS REQUIRED.
2. COORDINATE INSTALLATION AND LOCATION OF CAMERA HOUSING WITH GENERAL CONTRACTOR AND OTHER TRADES. PROVIDE BLOCKING AND CEILING REINFORCEMENT AS REQUIRED.
3. CONTRACTOR SHALL APPROPRIATELY SEAL WHERE CAMERA MEETS WALL WHEN INSTALLED IN AN EXTERIOR APPLICATION AND SHALL MAINTAIN IP66 RATING OF CAMERA HOUSING.

1 / TG.1 CAMERA - CEILING MOUNT
NOT TO SCALE

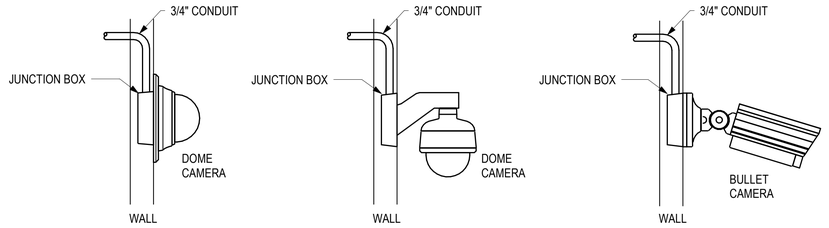


NOTES:
1. JUNCTION BOX SHALL BE COMPATIBLE WITH CAMERA. CAMERA CABLING SHALL BE ROUTED THROUGH JUNCTION BOX.
2. CONTRACTOR SHALL APPROPRIATELY SEAL WHERE CAMERA MEETS WALL WHEN INSTALLED IN AN EXTERIOR APPLICATION AND SHALL MAINTAIN IP66 RATING OF CAMERA HOUSING.
3. CONDUIT SHALL EXTEND INTO APPROPRIATE CEILING CAVITY AND EXTEND TO ACCESSIBLE CEILING SPACE.
4. COORDINATE INSTALLATION AND LOCATION OF CAMERA WITH GENERAL CONTRACTOR AND OTHER TRADES. PROVIDE BLOCKING AND CEILING REINFORCEMENT AS REQUIRED.

2 / TG.1 CAMERA - WALL MOUNT
NOT TO SCALE

SCALE: 3" = 1'-0" (0, 0.25', 0.5', 1')
SCALE: 1 1/2" = 1'-0" (0, 0.5', 1', 2')
SCALE: 1" = 1'-0" (0, 0.5', 1', 2')
SCALE: 3/4" = 1'-0" (0, 1', 2', 3')
SCALE: 1/2" = 1'-0" (0, 1', 2', 4')
SCALE: 1/4" = 1'-0" (0, 2', 4', 8')
SCALE: 1/8" = 1'-0" (0, 4', 8', 16')
SCALE: 1/16" = 1'-0" (0, 8', 16', 32')

10/23/2026 10:05:33 AM

bond architects
222 SOUTH CENTRAL AVE.
SUITE# 501
ST. LOUIS, MO 63105
TEL: 314.863.4994
FAX: 314.863.4996
www.bondarchitectsinc.com
Bond Architects, Inc.
Missouri State Certificate of Authority # 2009027409

**Cole & Associates, Inc.**
Civil Engineer
Consultant Project #26-0064
Certificate of Authority #001165
401 S. 18th St., Suite 200
St. Louis, MO 63103
314.984.9887 tel

**CASE Engineering, Inc.**
Structural Engineer
Consultant Project BDA-MO-06-26
Certificate of Authority #001498
796 Merus Ct.
Fenton, MO 63026
636.349.1600 tel

**RTM Engineering Consultants**
MEP Engineer
Consultant Project #26.B00203.2171
Certificate of Authority #2002028690
3701 S. Lindbergh Blvd.
St. Louis, MO 63127
314.725.5889 tel

West High School
14653 Clayton Rd., Ballwin, MO 63011
Parkway PN #542501B
Building Renovation & Site Improvements

Parkway School District
363 N. Woods Mill Rd., Chesterfield, MO 63017
314.415.8231 tel

Project No: 26022

Revisions

| No. | Description | Date |
|---|---|---|
| | | |
| | | |
| | | |
| | | |
| | | |
| | | |

This drawing and the details on it are the sole property of the architect and may be used for this specific project only. It shall not be loaned, copied or reproduced, in whole or in part, or for any other purpose or project without the written consent of the Architect.
Copyright © 2026 by Bond Architects, Inc.

STATE OF MISSOURI
MICHAEL D. MITCHELL
NUMBER PE-2010019977
PROFESSIONAL ENGINEER
10/23/2026
MICHAEL D. MITCHELL
MO Number PE2010019977, Exp 12/31/2026
Certificate of Authority 2014035826

The Professional Architects seal affixed to this sheet applies only to the material and items shown on this sheet. All drawings, instruments or other documents not exhibiting this seal shall not be considered prepared by this architect, and this architect expressly disclaims any and all responsibility for such plan, drawings or documents not exhibiting this seal.

DATE: 10/23/2026

BID / PERMIT SET

TECHNOLOGY - DETAILS

T6.1