LCFF Budget Overview for Parents

Local Educational Agency (LEA) Name: Grant Elementary School
CDS Code: 45 70003 0000000
School Year: 2026-27
LEA contact information:
Patrick Rich
Superintendent/Principal
prich@grantschoolcougars.com
(530) 243-4952

School districts receive funding from different sources: state funds under the Local Control Funding Formula (LCFF), other state funds, local funds, and federal funds. LCFF funds include a base level of funding for all LEAs and extra funding - called "supplemental and concentration" grants - to LEAs based on the enrollment of high needs students (Foster Youth, English learners, and low-income students).

Budget Overview for the 2026-27 School Year

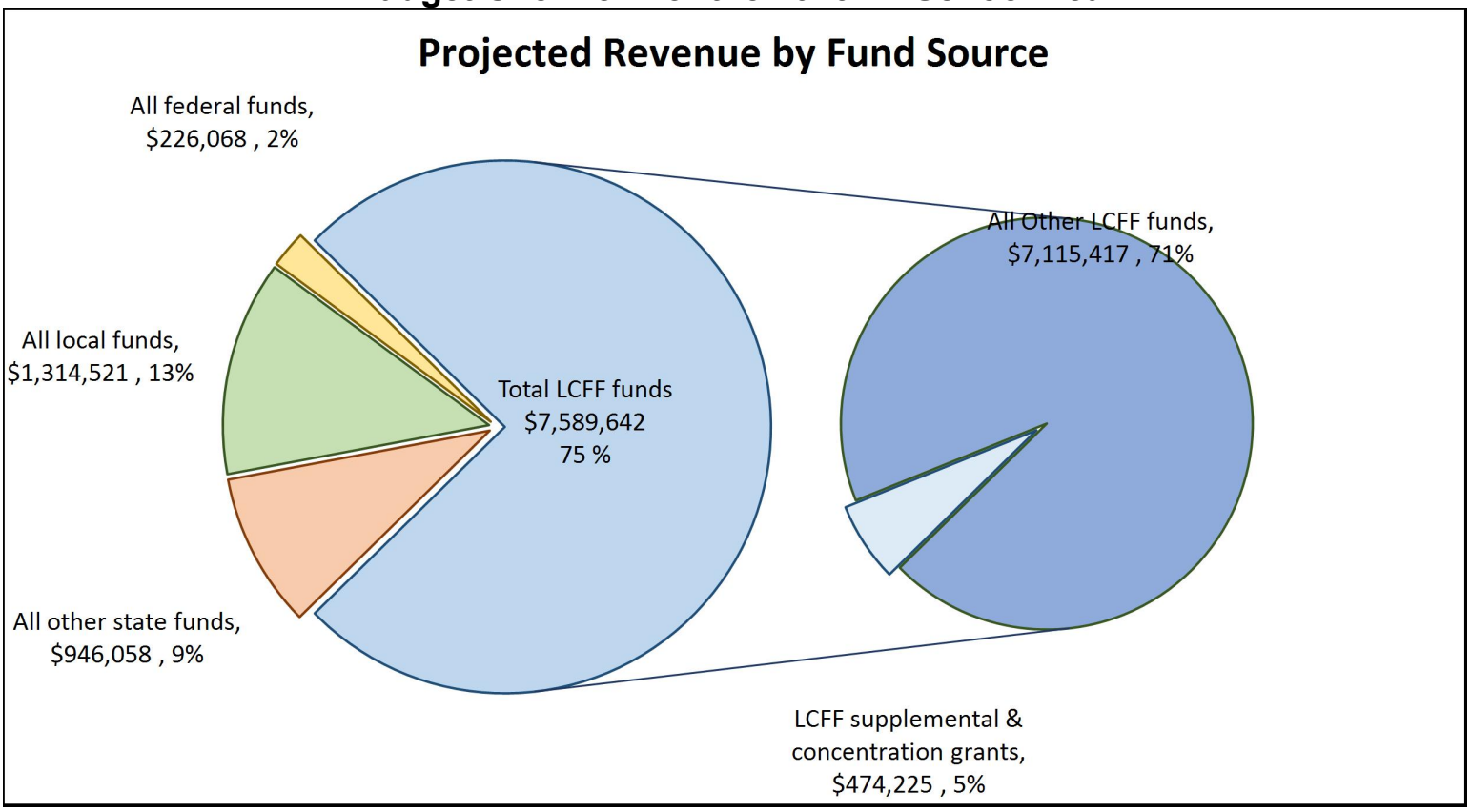

This chart shows the total general purpose revenue Grant Elementary School expects to receive in the coming year from all sources.

The text description for the above chart is as follows: The total revenue projected for Grant Elementary School is $10,076,289, of which $7,589,642.00 is Local Control Funding Formula (LCFF), $946,058.00 is other state funds, $1,314,521.00 is local funds, and $226,068.00 is federal funds. Of the $7,589,642.00 in LCFF Funds, $474,225.00 is generated based on the enrollment of high needs students (Foster Youth, English learner, and low-income students).

LCFF Budget Overview for Parents

The LCFF gives school districts more flexibility in deciding how to use state funds. In exchange, school districts must work with parents, educators, students, and the community to develop a Local Control and Accountability Plan (LCAP) that shows how they will use these funds to serve students.

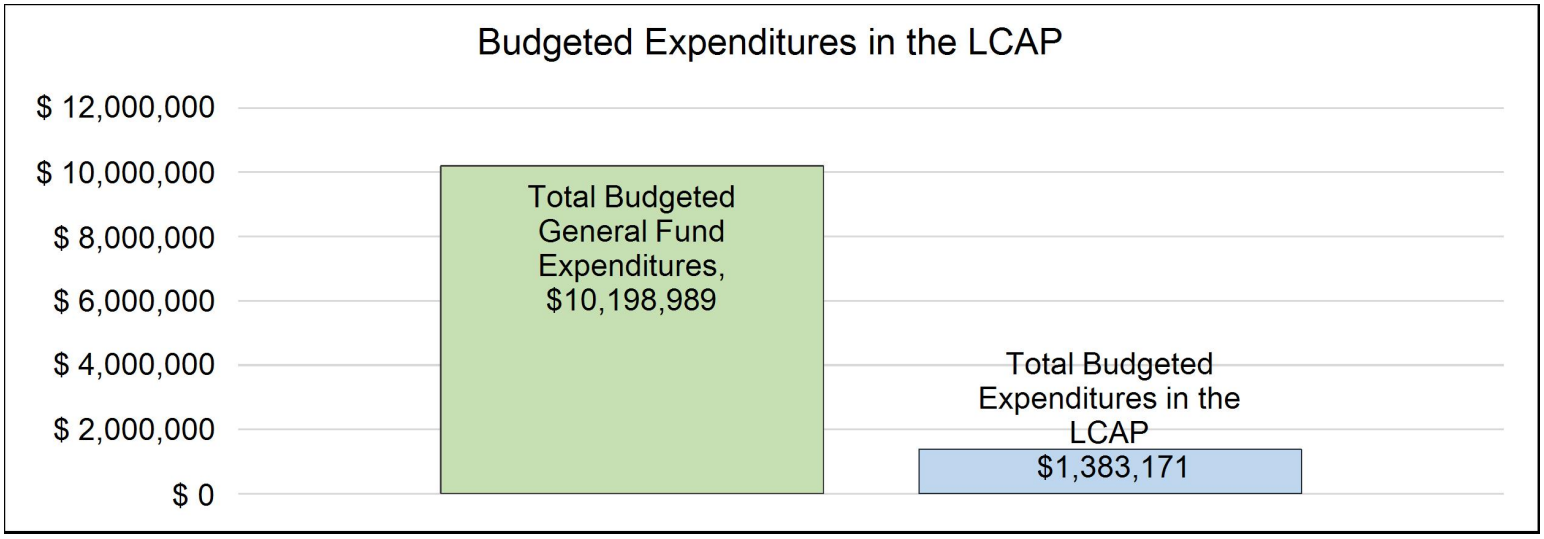

This chart provides a quick summary of how much Grant Elementary School plans to spend for 2026-27. It shows how much of the total is tied to planned actions and services in the LCAP.

The text description of the above chart is as follows: Grant Elementary School plans to spend $10,198,989.00 for the 2026-27 school year. Of that amount, $1,383,171.00 is tied to actions/services in the LCAP and $8,815,818 is not included in the LCAP. The budgeted expenditures that are not included in the LCAP will be used for the following:

1. Administrative staff salaries;
2. Classified support staff salaries;
3. Benefit costs such as PERS, STRS, Medical, Dental, & Vision Insurance;
4. Instructional and general supplies such as paper, pencils, toner, mechanical parts, and other miscellaneous items;
5. Contracted services such as liability insurance, travel and conference, communications and utiltiy costs.

Increased or Improved Services for High Needs Students in the LCAP for the 2026-27 School Year

In 2026-27, Grant Elementary School is projecting it will receive $474,225.00 based on the enrollment of Foster Youth, English learner, and low-income students. Grant Elementary School must describe how it intends to increase or improve services for high needs students in the LCAP. Grant Elementary School plans to spend $474,225.00 towards meeting this requirement, as described in the LCAP.

LCFF Budget Overview for Parents

Update on Increased or Improved Services for High Needs Students in 2025-26

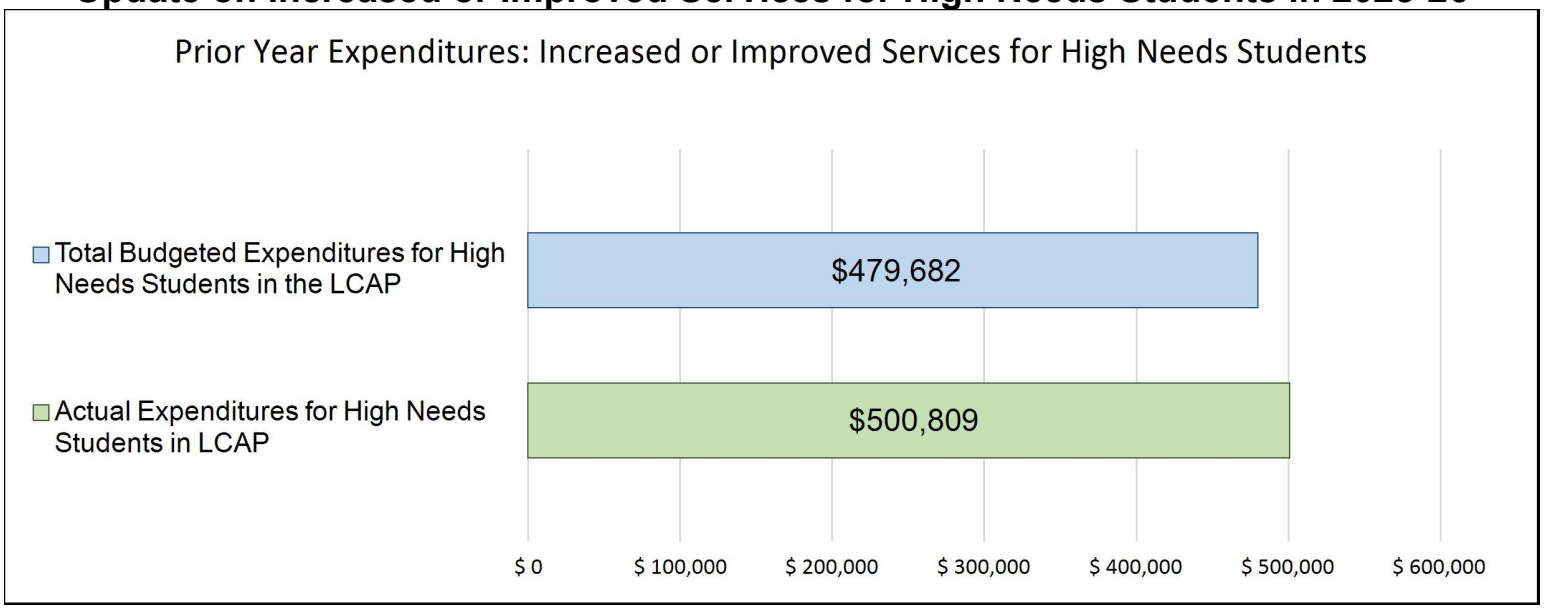

This chart compares what Grant Elementary School budgeted last year in the LCAP for actions and services that contribute to increasing or improving services for high needs students with what Grant Elementary School estimates it has spent on actions and services that contribute to increasing or improving services for high needs students in the current year.

The text description of the above chart is as follows: In 2025-26, Grant Elementary School's LCAP budgeted $479,682.00 for planned actions to increase or improve services for high needs students. Grant Elementary School actually spent $500,809.47 for actions to increase or improve services for high needs students in 2025-26.

Local Control and Accountability Plan

The instructions for completing the Local Control and Accountability Plan (LCAP) follow the template.

Local Educational Agency (LEA) Name	Contact Name and Title	Email and Phone
Grant Elementary School	Patrick Rich Superintendent/Principal	prich@grantschoolcougars.com (530) 243-4952

Plan Summary [2026-27]

General Information

A description of the LEA, its schools, and its students in grades transitional kindergarten–12, as applicable to the LEA. LEAs may also provide information about their strategic plan, vision, etc.

Grant is a one-site school district located five miles west of Redding in the community of Centerville. The school serves approximately 45 preschool students and approximately 600 transitional kindergarten through eighth grade students. Grant School provides dynamic learning opportunities to the community. At Grant, teachers and administration continuously and collaboratively seek and share learning and then act on what they learn, striving toward the success for every student. The goal is to enhance their effectiveness as professionals so that students benefit socially, emotionally and academically.

Grant has a long distinguished history of excellence. Grant annually scores above the county and state averages. Now, as Grant continues to implement the California State Standards and the CAASPP assessment system, Grant continues to lead the way. One action has been to increase vertical alignment from our TK students through 8th grade with bridges to the high school. The entire Grant School community prides itself in the ability to prepare students for the future.

The Centerville area is highly regarded as a desirable place to live. Many professional families choose to reside within the Grant attendance boundaries because of Grant's high academic standards. The excellent educational programs offered and the high academic performance of students attending Grant also attracts students from outside of the attendance area. Over 60% of the children enrolled at Grant live outside the District's boundaries. Demographically speaking, we have 0.5% English learners, 0.8% foster youth and 35.1% socioeconomically disadvantaged students.

NOTE: In November 2025, we completed a needs assessment for the Learning Recovery Emergency Block Grant and have placed an action in the LCAP based on the results of the identified needs of our student groups.

Reflections: Annual Performance

A reflection on annual performance based on a review of the California School Dashboard (Dashboard) and local data.

Using the California School Dashboard as the state accountability measure, it indicates that we have three green indicators (the second highest rating). Our students are above standard (41.1 points) in English Language Arts and (19.8 points) mathematics. Although we are above standard, we declined in English Language Arts (4.7 points) and increased in mathematics (6 points). We will concentrate our efforts in best first instruction and supplement instruction through targeted interventions as it is our goal to have all of our students at or above standard in math and English language arts. We will identify and focus our efforts on our at-risk students using data to drive instruction. We believe these efforts will result in overall growth for our students.

Our chronic absenteeism rate increased from 7.3% to 9.4%, with students with disabilities in the red performance groups. We decreased our suspension rate at 1% of all students suspended at least one day in the 2024-2025 school year. No student groups were in the red performance level for suspensions. We will continue to provide alternatives to suspension to maintain the overall suspension rate to less than 1%.

We moved from one goal to two goals to facilitate the actions better. We moved some actions from goal 1 to goal 2 as indicated in the annual update section.

Learning Recovery Block Grant Funds were provided through the Governor's 2025-2026 Budget. We completed a needs analysis and placed an action in Goal 1 to support the student groups identified in the needs analysis.

Reflections: Technical Assistance

As applicable, a summary of the work underway as part of technical assistance.

Not applicable-Did not qualify

Comprehensive Support and Improvement

An LEA with a school or schools eligible for comprehensive support and improvement must respond to the following prompts.

Schools Identified

A list of the schools in the LEA that are eligible for comprehensive support and improvement.

Not applicable

Support for Identified Schools

A description of how the LEA has or will support its eligible schools in developing comprehensive support and improvement plans.

Not applicable

Monitoring and Evaluating Effectiveness

A description of how the LEA will monitor and evaluate the plan to support student and school improvement.

Not applicable

Engaging Educational Partners

A summary of the process used to engage educational partners in the development of the LCAP.

School districts and county offices of education must, at a minimum, consult with teachers, principals, administrators, other school personnel, local bargaining units, parents, and students in the development of the LCAP.

Charter schools must, at a minimum, consult with teachers, principals, administrators, other school personnel, parents, and students in the development of the LCAP.

An LEA receiving Equity Multiplier funds must also consult with educational partners at schools generating Equity Multiplier funds in the development of the LCAP, specifically, in the development of the required focus goal for each applicable school.

Educational Partner(s)	Process for Engagement
Teachers	We received feedback through staff surveys, School Site Council, and brainstorm sessions. We reviewed local and state data throughout the year, and reviewed past actions and goals to refine the plan based on the 8 state priorities. Annual presentation of the CA School Dashboard results and the CAASPP results. Monthly meetings were held with the staff to identify and refine areas of need to support students both academically and behaviorally and keep the overall school systems running efficiently and effectively. Bi-weekly CORE team meetings are held for teachers and specialists to collaborate on student support. Feedback is solicited to make continuous improvements in our plan at the School Site Council meeting. Presentation of the draft LCAP-input, revisions, and a summary of any feedback from other educational partners.
Administrators	We received feedback through staff surveys, School Site Council, and brainstorm sessions. Additionally, we reviewed local and state data throughout the year, and reviewed past actions and goals to refine the plan based on the 8 state priorities.

Educational Partner(s)	Process for Engagement
	Annual presentation of the California School Dashboard results and the California Assessment for Student Progress results to staff and community. We eliminated multiple goals and streamlined the LCAP to include two broad goals. We eliminated ineffective actions and consolidated actions. We included all required metrics and moved our survey results to the local indicator report. Presentation of the draft LCAP- input, revisions, and a summary of any feedback from other educational partners. Administrators met weekly to discuss all 8 state priorities and the actions/strategies in the Local Control Accountability Plan. School administrators aligned the School Plan for Student Achievement with the district goals. Met monthly with the Special Ed Director, the Mountain Valley JPA Special Education & the Shasta County Special Education Local Area Plan administrator to determine specific actions for students with disabilities that are included in the LCAP. This included: reviewing job descriptions, programs offered and programs needed, transportation logistics, staff openings, policy, procedures, staff concerns and student IEPs to identify areas of challenge, root causes, and specific needs.
Other school personnel	We received feedback through staff surveys, School Site Council, and brainstorm sessions. Additionally, we reviewed local and state data throughout the year, and reviewed past actions and goals to refine the plan based on the 8 state priorities. Annual presentation of the CA School Dashboard results and the CAASPP results. Presentation of the draft LCAP at the School Site Council meeting- input, revisions, and a summary of any feedback from other educational partners.

Educational Partner(s)	Process for Engagement
	We engage regularly with local organizations to connect our families to local resources. Collaborative efforts have included joint events, resource sharing, and leveraging our networks to reach a wider audience.
District bargaining units	We received feedback through staff, student and parent/community surveys. We also received feedback from the School Site Council and staff meetings. We reviewed local and state data throughout the year, and reviewed past actions and goals to refine the plan based on the 8 state priorities. Presentation of the draft LCAP- input, revisions, and a summary of any feedback from other educational partners.
Parents	We received feedback through parent/community surveys, School Site Council, and brainstorm sessions. Sending periodic surveys and questionnaires is a simple yet effective way to gather input and feedback from our community. These surveys focus on various topics including the 8 state priorities. The results guide the board's actions and decisions. We reviewed local and state data throughout the year, and reviewed past actions and goals to refine the plan based on the 8 state priorities. Presentation of the draft LCAP- input, revisions, and a summary of any feedback from other educational partners.
Students	Using student surveys, School Site Council, and brainstorm sessions during Student Advisory we were provided feedback to refine and add actions to the plan.
Governing Board/Public	The Governing Board reviewed data from surveys, local and state data, feedback from educational partners, and the draft LCAP. and reviewed past actions and goals to refine the plan based on the 8 state priorities.

Educational Partner(s)	Process for Engagement
	Year-round: Monthly presentation to the Board on LCAP actions/services that have been implemented for the past month and will be implemented in the coming months. Annual presentation of the CA School Dashboard results and the CAASPP results. Annual presentation to the Governing Board at the regular meeting on Dashboard Local Indicators and survey results. Sending periodic surveys and questionnaires has been a simple yet effective way to gather input and feedback from our community, staff and students. The surveys have focused on everything from curriculum, extra-curricular activities to staff and/or administrative decisions. Surveys on professional development effectiveness have also been administered. Acknowledged and celebrated the successes and achievement of students, teachers, and the community throughout the year. Recognizing these accomplishments has reinforced the idea that community members, staff and students are essential partners in the educational process. Annual presentation to the Governing Board, at a regularly scheduled meeting, and to the classified/certificated staff on the LCAP development process. A public hearing was held on June 17, 2026 to review the plan, the local indicator report and the Budget Overview for Parents. The Governing Board approved the final plan on June 18, 2026.
Special Education Local Plan Area	Met monthly with the Special Ed Director, the Mountain Valley JPA Special Education & the Shasta County Special Education Local Area Plan administrator to determine specific actions for students with disabilities that are included in the LCAP. This included: reviewing job descriptions, programs offered and programs needed, transportation logistics, staff openings, policy, procedures, staff concerns and

Educational Partner(s)	Process for Engagement
	student IEPs to identify areas of challenge, root causes, and specific needs. We submitted our plan to the Special Education Local Plan Area for review and feedback.
Shasta County Office of Education	The Superintendent met with the Assistant Superintendent of Shasta County Office of Education in the Fall of 2025. SCOE requested the meeting in order to: Learn about the great work happening in the district Hear how they could support our team and the work; and Gather feedback on how they may provide/improve upon our services & opportunities to districts

A description of how the adopted LCAP was influenced by the feedback provided by educational partners.

Other school personnel-(see below for details) We have moved from one to two comprehensive goals to address the 8 state priorities. We believe it will streamline the plan and be easier to implement. We believe that academics and the safety of students/staff should be a priority and this is reflected in our two new goals. We moved actions 1.1, 1.2, 1.4, and 1.10 to goal 2. We also moved metric 1.9 and 1.10 to become metric 2.2 and 2.3 respectively.
District bargaining units- Below are 6 Actions that the staff have outlined as a priority during the 26/27 years LCAP
1. Standardize Behavioral Expectations and Discipline
Action: Develop and implement a school-wide behavior management flowchart that clearly defines "minor" and "major" infractions and their corresponding consequences (e.g., detentions, loss of extra events).
Rationale: Staff reported a lack of clarity regarding the existing matrix and consistent frustration over the absence of "teeth" in the current discipline plan.
2. Enhance Campus Safety and Student-Adult Connections
Action: Increase counselor availability (specifically on Fridays) and implement anonymous communication tools for students to report issues privately. (NOTE: This is in place already and it's available on our website.)
Action: Conduct training for paraprofessionals on active playground supervision and formalize a system for them to communicate minor incidents directly to teachers daily.
Rationale: Student safety perceptions dropped dramatically in 2026, with 33.2% of students stating they "never" feel comfortable talking to an adult on campus.
3. Prioritize Facility Maintenance and Hygiene Schedule
Action: Establish a rigorous daily cleaning and supply-check schedule for bathrooms, particularly in the 4th–8th grade wings, to address vandalism and cleanliness issues.

Action: Repair the campus sewer system to eliminate recurring smells near the gym and rehabilitate the soccer field to prevent student injuries.
Rationale: Facility satisfaction among parents plummeted from 52.5% to 9.4% between 2025 and 2026, with bathrooms remaining the top student concern.
4. Restore Academic Intervention Programs
Action: Fully staff the Learning Lab with a dedicated teacher and expand intervention services to include Math support for grades 4–8.
Rationale: Staff and parents identified math intervention (currently ending at 3rd grade) as a critical gap in student support.
The following actions were added or removed based on staff feedback:
We plan to add a second goal starting in the 2026-2027 school year for organization purposes. The new administration finds it easier to manage the plan with two goals; one being an academic goal and one being a safety/facilities goal. These goals will align with the new superintendent/principal evaluation. We are moving the following actions to goal 2: 1.1,1.2, 1.4, and 1.10.

We have refined the actions based on local and state data.
Action 1.1-Moved this action to goal 2, action 1.1. Removed behaviorist and refined the language in this action. Removed school Counselor continues to implement a college and career readiness program. We added more to the Positive Behavior Intervention and Supports action. We added develop and implement a school-wide behavior management flowchart that clearly defines "minor" and "major" infractions and their corresponding consequences (e.g., detentions, loss of extra events).We revised the suspension actions to better reflect what we are doing. Added that the counselor will be on campus on Friday's; especially before a break. Added Minga to manage student behavior and engagement. Added .4 FTE Counselor.
Action 1.2- Added morning announcements over the loudspeaker each morning with more interactive elements for students (games/jokes) Added student leadership during recess, older student to help facilitate organized games and resolve conflicts at younger-grade recesses. Remove Read Across Grant as we no longer do this event. Moved this action to goal 2, action 2.2.
Action 1.3- Added guidance and training for staff around class placements, prioritizing needs and building balanced class lists. Consistency across campus on process. Added an exploration committee has been formed to review and refine the school bell schedule. Added the language Hands-On Curriculum Funding: Allocate resources away from screen-based programs toward physical manipulatives, projects and active electives.
Action 1.4-Changed the wording from Safety Committee to School Site Council. Added early morning student safety patrol helping unload cars. Added better visuals of Positive Behavior Interventions and Supports visuals for younger students who are unable to read. Moved this action to goal 2, action 2.3.
Action 1.5- Removed Community Night as we no longer host this event. Added quarterly parenting class for those that want help with how to handle situations, introduce Leader in Me language to parents.
Action 1.7-Fully staff the Learning Lab with a dedicated teacher and expand intervention services to include Math support for grades 4–8.
Action 1.8 We removed Google Certification as we have not had staff interested in this certification. We added conduct training for paraprofessionals on active playground supervision and formalize a system for them to communicate minor incidents directly to teachers daily.
Action 1.9- Added per-class budget for elective supplies.
Action 1.10- We removed demolition and reconstruction for an outdoor combo freezer and refrigerator unit to meet the needs of increased student meals as these projects were completed. We added: Bathroom maintenance: establish daily, rigorous sanitization checks, restock protocols, and immediate grafitti removal. Facility & Security Upgrades: Review perimeter fencing, install SALTO door lock system and address the ongoing gym/sewer odors. Moved this action to goal 2, action 2.4.

Playground Supervision Protocols: Invest in active yard duty training, establish clear recess boundaries, and implement consistent bullying interventions.
Action 1.11-We refined the language in this action. Added guidance and training for staff around class placements, prioritizing needs and building balanced class lists. Consistency across campus on process. Currently, we have zero English learners.
Action 1.13-We refined some language in this action.
Action 1.14-We added this new action this year as a result of receiving Learning Recovery Emergency Block Grant funding. Intervention materials to support the Intervention Program. We completed a needs analysis for the Learning Recovery Emergency Block Grant Funds and have placed a new action within Goal 1 to address the needs of our identified student groups that need added support.
Parents/Community-Address bathroom cleanliness. We took immediate action for this request. Our custodial crew is checking and cleaning the bathrooms on a rotation basis multiple times a day instead of once at the end of the day.
Students-Student requested less homework and more in class learning time. They asked for less meaningless worksheets that are time consuming and discouraging. They also requested the bathrooms be cleaned more often. We have stepped up our cleaning routines in the bathrooms and shared the worksheet and homework comments with the teachers. Overall, students were pleased with the education they are receiving, the supportive adults, the safe campus and the enduring friendships that Grant has helped facilitate.
Governing Board/Public-the Board reviewed the plan and offered no recommendations for change.
Special Education Local Plan Area-the plan was submitted to the Special Education Local Area Plan but no changes were requested.

Goals and Actions

Goal

Goal #	Description	Type of Goal
1	Academic Engagement and Interventions	Broad Goal

State Priorities addressed by this goal.

Priority 1: Basic (Conditions of Learning)
Priority 2: State Standards (Conditions of Learning)
Priority 3: Parental Involvement (Engagement)
Priority 4: Pupil Achievement (Pupil Outcomes)
Priority 5: Pupil Engagement (Engagement)
Priority 6: School Climate (Engagement)
Priority 7: Course Access (Conditions of Learning)
Priority 8: Other Pupil Outcomes (Pupil Outcomes)

An explanation of why the LEA has developed this goal.

We have moved from one to two comprehensive goals to address the 8 state priorities. We believe it will streamline the plan and be easier to implement. We believe that academics and the safety of students/staff should be a priority and this is reflected in our two new goals.

Measuring and Reporting Results

Metric #	Metric	Baseline	Year 1 Outcome	Year 2 Outcome	Target for Year 3 Outcome	Current Difference from Baseline
1.1	Student performance-CAASPP English Language Arts	2022-2023 71% students met or exceeded standard for English language arts The CA School Dashboard Indicates the following: Green progress indicator 44.9 points above standard	2023-2024 72.58% students met or exceeded standard for English language arts The CA School Dashboard Indicates the following:	2024-2025 67.22% students met or exceeded standard for English language arts The CA School Dashboard Indicates the following:	75% students met or exceeded standard for English language arts The CA School Dashboard Indicates the following: Blue progress indicator	Students who met or exceeded standard for English language arts declined by 3.78% Declined 3.8 points

Metric #	Metric	Baseline	Year 1 Outcome	Year 2 Outcome	Target for Year 3 Outcome	Current Difference from Baseline
		Declined 7 Points	Blue progress indicator 45.7 points above standard Maintained 0.8 Points	English Language Arts Performance Indicator- Green 41.1 points above standard Declined 4.7 points No student groups in the red performance indicator.		
1.2	Student performance- CAASPP Mathematics	2022-2023 65.04% students met or exceeded standard for math The CA School Dashboard Indicates the following: Green progress indicator 22.9 points above standard Maintained -1.4 Points	2023-2024 56.72% students met or exceeded standard for math The CA School Dashboard Indicates the following: Green progress indicator 13.8 points above standard Declined 9.1 Points	2024-2025 59.23% students met or exceeded standard for math Mathematics Performance Indicator- Green 19.8 points above standard Increased 6 points No student groups in the red performance indicator.	75% students met or exceeded standard for math The CA School Dashboard Indicates the following: Blue progress indicator	Students who met or exceeded standard for mathematics declined by 5.81% Green progress indicator Decreased 3.1 points
1.3	Student performance- CAASPP Science	2022-2023 56.31% students met or exceeded standard for science	2023-2024 64.35% students met or exceeded standard for science	2024-2025 54.40% students met or exceeded standards for science	65% students met or exceeded standard for science	Decreased by 1.91%
1.4	Student performance- ELPAC Proficiency	2022-2023 The CA School Dashboard Indicates the following:	2023-2024 The CA School Dashboard	2024-2025 The CA School Dashboard	No performance color Less than 11 students - data not	The CA School Dashboard Indicates the following:

Metric #	Metric	Baseline	Year 1 Outcome	Year 2 Outcome	Target for Year 3 Outcome	Current Difference from Baseline
		No performance color Less than 11 students - data not displayed for privacy	Indicates the following: No performance color Less than 11 students - data not displayed for privacy	Indicates the following: No performance color Less than 11 students - data not displayed for privacy	displayed for privacy	No performance color Less than 11 students - data not displayed for privacy
1.5	Student performance-ELPAC Reclassification Rate	2022-2023 The CA School Dashboard Indicates the following: No performance color Less than 11 students - data not displayed for privacy	2023-2024 The CA School Dashboard Indicates the following: No performance color Less than 11 students - data not displayed for privacy	2024-2025 The CA School Dashboard Indicates the following: No performance color Less than 11 students - data not displayed for privacy	No performance color Less than 11 students - data not displayed for privacy	The CA School Dashboard Indicates the following: No performance color Less than 11 students - data not displayed for privacy
1.6	Student Attendance Rates	2023-2024 95% attendance rate	2024-2025 95.60% attendance rate as of May 1st	2025-2026 96.29% attendance rate as of April 17, 2026	96% attendance rate	Increased by 1.29%
1.7	Student Chronic Absenteeism Rate	2022-2023 The CA School Dashboard Indicates the following: Green performance indicator 8.3% of all students are chronically absent Declined 17.7%	2023-2024 The CA School Dashboard Indicates the following: Green performance indicator 7.3% of all students are chronically absent Declined 1%	2024-2025 The CA School Dashboard Indicates the following: Chronic Absenteeism Rate Indicator-Orange 9.4% of students were chronically absent Increased 2.1% Student groups that were red	The CA School Dashboard Indicates the following: Blue performance indicator Less than 1%	Moved from green to orange performance indicator Increased 1.1%

Metric #	Metric	Baseline	Year 1 Outcome	Year 2 Outcome	Target for Year 3 Outcome	Current Difference from Baseline
				performance indicator: Students with Disabilities		
1.8	Middle School Drop Out Rate	2022-2023 0% Middle school students dropped out	2023-2024 0% Middle school students dropped out	2024-2025 0% Middle school students dropped out	0% Middle school students dropped out	Maintained
1.9	Student Suspension Rates	2022-2023 The CA School Dashboard Indicates the following: Yellow performance indicator 2% suspended at least one day Maintained -0.2%	2023-2024 Yellow performance indicator 1.9% suspended at least one day Maintained -0.1% Student group in Red Performance Indicator Students with Disabilities 8.6% suspended at least one day	2024-2025 Suspension Rate Indicator-Green 1% of students were suspended at least once Declined 0.9% No student groups in the red performance indicator.	The CA School Dashboard Indicates the following: Blue performance indicator Less 1% suspended at least one day	Moved from yellow to green performance indicator Declined 1%
1.10	Student Expulsion Rates	2022-2023 0% expulsions	2023-2024 0% expulsions	2024-2025 0% expulsions	0% expulsions	Maintained
1.11	Teacher Credentialing (This data can also be found in the Local Indicator Report Priority 1 that accompanies the LCAP approval process)	2023-2024 Teachers Credential Clear Credential 25.714 Out of Field 3 Intern 1	2024-2025 Teachers Credential 32 Total Clear Credential 31 Out of Field 1	2025-2026 32 Clear Credentials 0 Out of field 0 Interns 0 Ineffective 0 Incomplete 0 Unknown 0 N/A	100% of teachers have a clear credential	Increased by 6.286 100% of teachers have a clear credential
1.12	Science Indicator	2023-2024	2023-2024	2024-2025		N/A

Metric #	Metric	Baseline	Year 1 Outcome	Year 2 Outcome	Target for Year 3 Outcome	Current Difference from Baseline
		All Students 4.1 points above standard Hispanic 4.2 points below standard Low Income students 1 point below standard White students 4.9 points above standard	All Students 4.1 points above standard Hispanic 4.2 points below standard Low Income students 1 point below standard White students 4.9 points above standard	Science Performance Indicator- Green 64.2 science points Declined 4.3 points No student groups in the red performance indicator.		

Goal Analysis [2025-26]

An analysis of how this goal was carried out in the previous year.

A description of overall implementation, including any substantive differences in planned actions and actual implementation of these actions, and any relevant challenges and successes experienced with implementation.

We implemented all actions in this goal. The California School Dashboard shows that we have a green performance indicator in English language arts, math, science, and suspensions. Our students are performing at a much higher rate than other schools in Shasta County. Moreover, we have an orange performance indicator for our chronic absenteeism showing a 2.1% increase with 9.4% of all students chronically absent. It is our goal to move all of our performance indicator to blue. This will allow us to be recognized as a "school to watch" and a California Distinguished School.

An explanation of material differences between Budgeted Expenditures and Estimated Actual Expenditures and/or Planned Percentages of Improved Services and Estimated Actual Percentages of Improved Services.

We upgraded the door locks this year and painted numbers on the roofs for law enforcement to identify buildings easily. This expense was not in our original budget and LCAP. We were unable to fill the Learning Lab certificated teacher this year. The Resource Teacher filled during this vacancy. We have hired a full-time certificated teacher for the Learning Lab. We updated HVAC system and consolidated the TK classrooms.

A description of the effectiveness or ineffectiveness of the specific actions to date in making progress toward the goal.

These actions are effective at meeting our goal as evidence by the California School Dashboard. We plan to refine a few actions to increase our performance indicators from green to blue. We will continue to focus our efforts on decreasing chronic absenteeism, increasing student/staff leadership, and increasing overall student achievement in all subjects. We are fiscally sound and have not had to make any

staffing cuts like many districts in the state. Our staff work very hard to provide quality instruction while ensuring there is a safe learning environment for all. As a result of these efforts, we continue to make progress toward our goal.
Actions 1.1, 1.2, 1.3, 1.4, 1.5-All actions were effective at meeting our goal as evidence by student, staff and parent survey results. We have refined the actions based on staff, student, and parent feedback. We upgraded our door locks and painted numbers on the roof for law enforcement and to increase overall safety measures. We also worked on our procedures and protocols for fire, earthquakes, and lockdowns.
Actions 1.6-These actions were effective at supporting our most at risk students. The actions allowed us to use data to identify which students needed individual and small group support. Our local data indicates that students have made growth towards their academic goals. We had an increase in our English language arts CAASPP scores but had a slight dip in our mathematics score. We refined our actions to support goal setting for math and English language arts. Added SBAC Interim Assessments.
Action 1.7- We were unable to fill the position this year. The Resource Teacher filled during this vacancy. We hired a full-time certificated teacher for the Learning Lab for the 2026-2027 school year.
Action 1.8-Professional learning has been effective for differentiating staff needs. We used staff surveys and CAASPP results to refine our professional development offering.
Action 1.9-The student and parent surveys provided us with new ideas for our electives. We refined the actions based on this feedback. We will continue to offer a broad course of study as required by law. These actions have been effective at engaging students.
Action 1.10-Facilities are in great repair as evidence by the Facilities Inspection Tool. Our maintenance team works hard to maintain the campus year round. Student surveys indicated the need for some bathroom upgrades. Administration worked on long term maintenance needs.
Actions 1.11, 1.12,1.13-These actions have been effective at supporting our most vulnerable student groups. We go above and beyond to provide support for our students and this is evident in our positive family surveys and individual feedback.

A description of any changes made to the planned goal, metrics, target outcomes, or actions for the coming year that resulted from reflections on prior practice.

We plan to add a second goal starting in the 2026-2027 school year for organization purposes. The new administration finds it easier to manage the plan with two goals; one being an academic goal and one being a safety/facilities goal. These goals will align with the new superintendent/principal evaluation. We are moving the following actions to goal 2: 1.1,1.2, 1.4, and 1.10.

We have refined the actions based on local and state data.
Action 1.1-Removed behaviorist and refined the language in this action. Removed school Counselor continues to implement a college and career readiness program. We added more to the Positive Behavior Intervention and Supports action. We added develop and implement a school-wide behavior management flowchart that clearly defines "minor" and "major" infractions and their corresponding consequences (e.g., detentions, loss of extra events).We revised the suspension actions to better reflect what we are doing. Added that the counselor will be on campus on Friday's; especially before a break. Moved this action to goal 2, action 1.1. Added Minga to manage student behavior and engagement. Added .4 FTE Counselor.
Action 1.2- Added morning announcements over the loudspeaker each morning with more interactive elements for students (games/jokes) Added student leadership during recess, older student to help facilitate organized games and resolve conflicts at younger-grade recesses. Remove Read Across Grant as we no longer do this event. Moved this action to goal 2, action 2.2.

Action 1.3- Added guidance and training for staff around class placements, prioritizing needs and building balanced class lists. Consistency across campus on process. Added an exploration committee has been formed to review and refine the school bell schedule. Added the language Hands-On Curriculum Funding: Allocate resources away from screen-based programs toward physical manipulatives, projects and active electives.
Action 1.4-Changed the wording from Safety Committee to School Site Council. Added early morning student safety patrol helping unload cars. Added better visuals of Positive Behavior Interventions and Supports visuals for younger students who are unable to read. Moved this action to goal 2, action 2.3.
Action 1.5- Removed Community Night as we no longer host this event. Added quarterly parenting class for those that want help with how to handle situations, introduce Leader in Me language to parents.
Action 1.7-Fully staff the Learning Lab with a dedicated teacher and expand intervention services to include Math support for grades 4–8.
Action 1.8 We removed Google Certification as we have not had staff interested in this certification. We added conduct training for paraprofessionals on active playground supervision and formalize a system for them to communicate minor incidents directly to teachers daily.
Action 1.9- Added per-class budget for elective supplies.
Action 1.10- We removed demolition and reconstruction for an outdoor combo freezer and refrigerator unit to meet the needs of increased student meals as these projects were completed. We added: Bathroom maintenance: establish daily, rigorous sanitization checks, restock protocols, and immediate grafitti removal. Facility & Security Upgrades: Review perimeter fencing, door locks, and address the ongoing gym/sewer odors. Moved this action to goal 2, action 2.4.
Playground Supervision Protocols: Invest in active yard duty training, establish clear recess boundaries, and implement consistent bullying interventions.
Action 1.11-We refined the language in this action. Added guidance and training for staff around class placements, prioritizing needs and building balanced class lists. Consistency across campus on process. Currently, we have zero English learners.
Action 1.12- Removed Saturday School as we no longer run this program.
Action 1.13-We refined some language in this action.
Action 1.14-We added this new action this year as a result of receiving Learning Recovery Emergency Block Grant funding. Intervention materials to support the Intervention Program.

We completed a needs analysis for the Learning Recovery Emergency Block Grant Funds and have placed a new action within Goal 1 to address the needs of our identified student groups that need added support.

A report of the Total Estimated Actual Expenditures for last year's actions may be found in the Annual Update Table. A report of the Estimated Actual Percentages of Improved Services for last year's actions may be found in the Contributing Actions Annual Update Table.

Actions

Action #	Title	Description	Total Funds	Contributing
1.1		Moved action to goal 2, action 2.1		

Action #	Title	Description	Total Funds	Contributing
1.2		moved action to action goal 2 action 2.2		
1.3	Federal Funds Multi-Tiered System of Support Student Achievement	We are a single school district and are required to have our Title Funds in our LCAP. Title I funds- Para I, Instructional materials and supplies, Non-Capitalized Equipment, General Operations Expenses Title II funds- Professional Development Title IV funds- Instructional materials and supplies, Non-Capitalized Equipment, General Operations Expenses Hands-On Curriculum Funding: Allocate resources away from screen-based programs toward physical manipulatives, projects and active electives. Review/Revise Response to Intervention Model for academic and school wide supports Paraprofessional support in Learning Lab and in classrooms to provide intervention services. Guidance and training for staff around class placements, prioritizing needs and building balanced class lists. Consistency across campus on process. Student Achievement: We strive for all students to be at or above grade level or making adequate progress towards being at grade level in reading, writing, math, and technology proficiency. All students will demonstrate at least one year of academic growth annually in each of these subjects. An exploration committee has been formed to review and refine the school bell schedule.	$44,563.00	No
1.4		Moved action to goal 2, action 2.3		
1.5	Parent Engagement/Effective Communication	Maintain district website and social media platforms Hold recognition/appreciation event for school community and educational partner groups. Veteran's Day, Harvest Festival, Spelling Bee, Pancake Breakfast, Music performances, Movie Night, Father/Daughter event, Grandparents Day and other family engagement events.	$13,188.00	No

Action #	Title	Description	Total Funds	Contributing
		Connect parents with community resources through the school Provide resources for at-risk families Kindergarten Round Up Cub Kick-off All parents are encouraged to make decisions for the district and school through serving on Site Council and providing feedback through Board meetings and surveys. Parents of unduplicated students and individuals with exceptional needs are contacted by the teachers, support staff, counselors, and administration to encourage their participation in their children's education. Quarterly parenting class for those that want help with how to handle situations, introduce Leader in Me language to parents.		
1.6	Benchmark Assessments & Online Academic Supports	Curriculum-based benchmark assessments in English Language Arts and Math across all grade levels NWEA and SBAC Interim Assessments. Web-based subscription service renewals (Ren Place, AIMS Web, Read Live, etc) Implement CAASPP Interim Assessments in grades 3-8 in English language arts, math, and science.	$10,678.00	No
1.7	Intervention Staff	Learning Lab-Provide full-time certificated teacher to work with intervention staff, grade level teams, and students. Students will receive additional math and English language arts support. Expand intervention services to include Math support for grades 4–8. Paraprofessionals support TK-8th grade in classrooms or in Learning Lab/RSP classrooms. Instructional Materials & Supplies Paraprofessional staff (salary & benefits)	$317,159.00	Yes
1.8	Professional Learning	Pay registration costs and compensation for instructional staff to participate in math, early literacy, writing, and educational technology training. Increased professional development utilizing SCOE, CAASPP, Lassen Math Conference, etc. Positive Behavior Intervention and Supports	$17,800.00	No

Action #	Title	Description	Total Funds	Contributing
		Conduct training for paraprofessionals on active playground supervision and formalize a system for them to communicate minor incidents directly to teachers daily. Mathematics Social emotional learning Leader in Me-(This is paid for out of grant funding.) Continue the full rollout of Leader in Me to foster peer mentoring, student connection, and emotional safety.		
1.9	Broad Course of Study/Elective Program	Enhance existing elective program for junior high students to provide access to a broad course of study, including challenge, enrichment, and STEM opportunities. PE Baseball and a book Robotics-provided based on interest Backpacking Ceramics Music and arts Foreign language Per-class budget for elective supplies.	$229,288.00	No
1.10		Moved this action to goal 2, action 2.4		
1.11	English Learners	Credential teachers with English Learner certificates. Guidance and training for staff around class placements, prioritizing needs and building balanced class lists. Consistency across campus on process. We strive to provide our English Learners with the support needed for purposeful English development. We support and encourage English learners to use language to interact meaningfully in school and beyond. We provide tiered intervention for students not progressing in the English Language Development standards and modify instruction based on student needs. Students are provided a rigorous, intellectually rich, standards-based curriculum with instructional scaffolding that increases comprehension and participation and develops student autonomy and mastery.	$6,757.00	Yes

Action #	Title	Description	Total Funds	Contributing
		English Learner students will be monitored for annual progress. English Learner students are provided with both designated and integrated support within the school day. Teachers also work in grade-level teams, in order to understand the English Language Development Standards and how they are aligned to the CA Common Core State Standards for English Language Arts/Literacy. Teachers continue to assess existing instructional materials and supplement them with resources from the library, Internet, and primary source documents to develop CA English Language Development Standards aligned lessons. Finally, we see parents as critical partners in their child's education and provide parents with strategies to support their child. English learners will be reclassified based on our district protocol.		
1.12	Special Education/Students with Disabilities	Special Education Teachers General and special educators work together to implement programs and services that enable students with disabilities to access the state academic content standards or content at their own academic level. Special Education students are provided with Tier 1, 2 , and 3 supports both academically and socially. Staff meet regularly to discuss progress and make adjustments for individual student's needs. Special Education staff will ensure Individualized Education Plans (IEP) are implemented and that each student and their family understands the goals that they are working towards. Progress monitoring for students identified IEPs services. Teacher meets annually with parents for students with 504s. Alternatives to suspension including a structured day and restorative chats/projects. Students with disabilities that have committed a suspendable offense will be redirected through the Behaviorist, provided access to the refocus room and a structured day. They will also receive one on one support from staff members. Saturday School for make-up work	$432,887.00	No

Action #	Title	Description	Total Funds	Contributing
1.13	Foster Youth Services / Homeless Youth Services	We provide the following support for Foster and Homeless Youth: Coordinate with the case worker and attendance staff. Ensure that transportation is not a barrier. The Counselor will provide guidance, encouragement, assistance and family support as needed. Help them to find a quiet and supportive place to work and study. Intervene early when they are missing a lot of school. Provide them with community resources such as: Clothes closets Food banks Health clinics Laundry services Hygiene kits Annually train our classified and certificated staff to have an understanding of homelessness and Foster Youth rights and specific needs. Refer students to before/after-school intervention activities, etc. Coordinate with the Homeless and Foster Youth liaison in the district. Reach out to homeless families on a continuous basis. We offer universal meals to all students. Assign students a “buddy” to help them learn their way around school. Give the student necessary school supplies, to take home. Keep some nutritional snacks for those students who might need additional nutrition. We see parents as critical partners in their child’s education and provide parent outreach with our families on an ongoing basis. Alternatives to suspension	$250.00	Yes
1.14	Learning Recovery Block Grant	Learning Recovery Block Grant Action Supplemental intervention materials and classroom furniture to support the Learning Center. Support students with math and English language arts. Increase student engagement and reduce chronic absenteeism Research for Academic Support:	$6,042.00	No

Action #	Title	Description	Total Funds	Contributing
		A growing body of evidence indicates that the effectiveness of teachers' instructional practice has an enormous impact on whether and how students learn and thrive. (1) Studies have shown that differences in student performance across classrooms are attributable to teachers and to instruction that is aligned to current content. (2) Explicit instruction strategies engage students in the learning process, stretching their knowledge and skills in the curriculum. (3) Instructional strategies such as effective use of targeted direct instruction, scaffolding and modeling, monitoring student learning, and two-way feedback among students and teachers are associated with improved student achievement. (4) And recent research on teaching students' metacognition—that is, to "think about their thinking"—has revealed improvement in student study skills and self-questioning. (5) The quality of the instruction teachers deliver has a striking impact on student achievement. When instruction is differentiated to accommodate students' learning styles, backgrounds, perspectives, and cultural identities, teachers often see dramatic improvements, particularly for students who are working below grade level academically. (6) Research for Attendance: When students believe they have positive relationships with teachers who set high expectations, students report improved achievement, more school connectedness, better attendance, and an increased sense of safety. (1) Research in California and across the nation has shown that particular aspects of school climate and culture are strongly associated with students' academic, social, and emotional well-being. Schools with positive school climate have been shown to have: Higher rates of healthy behavior in general, and lower rates of such learning barriers as school violence, substance abuse, depression and other social-emotional issues, and delinquency. (2) Stronger student motivation to learn, which is associated with later improvements in grade point average and attendance as well as fewer out-of-school suspensions. (3) Higher rates of student self-esteem. (4)		

Action #	Title	Description	Total Funds	Contributing
		Higher standardized test scores, grade point average, school attendance, graduation rates, and academic success. (5) Research also shows that teachers experience greater job satisfaction and stay longer in positive working environments that promote both student and teacher success. (6) Metric being used to monitor the action: Metric #1.1, 1.2, 1.4,1.5, 1.6 and 1.7. LREBG Funds supporting this action: $6,042 per year through 2027–28 ($12,084 total)		

Goals and Actions

Goal

Goal #	Description	Type of Goal
2	Campus restoration and safety	Broad Goal

State Priorities addressed by this goal.

Priority 1: Basic (Conditions of Learning)
Priority 6: School Climate (Engagement)

An explanation of why the LEA has developed this goal.

We have moved from one to two comprehensive goals to address the 8 state priorities. We believe it will streamline the plan and be easier to implement. We believe that academics and the safety of students/staff should be a priority and this is reflected in our two new goals. We moved actions 1.1, 1.2, 1.4, and 1.10 to goal 2. We also moved metric 1.9 and 1.10 to become metric 2.2 and 2.3 respectively.

Measuring and Reporting Results

Metric #	Metric	Baseline	Year 1 Outcome	Year 2 Outcome	Target for Year 3 Outcome	Current Difference from Baseline
2.1	Facilities Inspection Tool	The facilities are rated in good condition.	n/a (this was not a metric last year as this is a new goal for the 2026-2027 school year)	The facilities are rated in good condition.	The facilities are rated in good condition.	Maintained progress
2.2	Student Suspension Rate	2022-2023 The CA School Dashboard Indicates the following: Yellow performance indicator 2% of students suspended at least one day Maintained -0.2	2023-2024 The CA School Dashboard Indicates the following: Yellow performance indicator 1.9% of students suspended at least one day Maintained -0.1%	2024-2025 The CA School Dashboard Indicates the following: Green performance indicator 1% of students were suspended at least once Declined 0.9%	The CA School Dashboard Indicates the following: Blue performance indicator Less than 1% of students were suspended at least once No student groups in the red	We moved from yellow to green on the performance indicator. Declined by 1%

Metric #	Metric	Baseline	Year 1 Outcome	Year 2 Outcome	Target for Year 3 Outcome	Current Difference from Baseline
			Student group in Red Performance Indicator include: Students with Disabilities 8.6% suspended at least one day	No student groups in the red performance indicator	performance indicator	
2.3	Student Expulsion Rate	2022-2023 0% expulsions	2023-2024 0% expulsions	2024-2025 0% expulsions	0% expulsions	Maintained

Goal Analysis [2025-26]

An analysis of how this goal was carried out in the previous year.

A description of overall implementation, including any substantive differences in planned actions and actual implementation of these actions, and any relevant challenges and successes experienced with implementation.

n/a This is a new goal for the 2026-2027 school year.

An explanation of material differences between Budgeted Expenditures and Estimated Actual Expenditures and/or Planned Percentages of Improved Services and Estimated Actual Percentages of Improved Services.

n/a

A description of the effectiveness or ineffectiveness of the specific actions to date in making progress toward the goal.

n/a

A description of any changes made to the planned goal, metrics, target outcomes, or actions for the coming year that resulted from reflections on prior practice.

n/a

A report of the Total Estimated Actual Expenditures for last year's actions may be found in the Annual Update Table. A report of the Estimated Actual Percentages of Improved Services for last year's actions may be found in the Contributing Actions Annual Update Table.

Actions

Action #	Title	Description	Total Funds	Contributing
2.1	Alternatives to Suspension Peer Conflict Resolution Program	Peer Conflict Resolution using the School Counselor and Behavior Technician Conduct training for paraprofessionals on active playground supervision and formalize a system for them to communicate minor incidents directly to teachers daily. Counselor Program-continue to provide at-risk guidance/school counselor. Counselor will be on campus on Friday's; especially before a break. Bully prevention through anonymous alerts and classroom presentations by school counselor. Behavior Support Team and provide more access and resources to all students including foster youth, English Learners and low-income students. Provide professional development for leadership on the use of restorative practices in their interactions with students using the School Counselor Professional development in Functional Behavioral Assessments (FBAs) (contracted through the MVJPA) Assistant Principal will provide restorative consequences and support to improve behavior expectations. PBIS team and staff develop and refine major and minor behavior actions and consequences. Staff have provided presentations, attended meetings at SCOE, created videos and are applying for Silver Recognition. We were honored with a Bronze Recognition for the 2025-2026 school year. Contracted with California Youth Program to improve peer relations through assemblies, lunch groups, and small group activities. Alternatives utilized to suspension: Student Research and presentation, refocus room, frequent check-ins, and in-house suspensions. We have significantly reduced out of school suspensions. Minga to manage student behavior and engagement. (Hall passes, tardies, behavior referrals, parent communication) .8 FTE Counselor	$150,059.00	Yes
2.2	Character & Leadership Development	Character development for all students to prevent bullying, promote good choices and embed student leadership throughout the school utilizing Leader in Me, student leadership, and goal setting. Positive Behavioral Interventions and Support strategies to address bullying and behavior expectations in grades TK-8. Continue to implement a peer recognition program to recognize student achievement in front of their peers through assemblies, class visits, etc.	$1,500.00	No

Action #	Title	Description	Total Funds	Contributing
		Principal's List-celebration for grades 3-8 to honor 3.5 and above grade point average, trimester celebrations, kindness week, etc. Morning announcements over the loudspeaker each morning with more interactive elements for students (games/jokes) Student leadership during recess, older students to help facilitate organized games and resolve conflicts at younger-grade recesses.		
2.3	Safety	Safety: We create and maintain learning environments where students, staff, and parents feel welcome and safe through the completion of the safety evaluation. Safety protocols and drills are in place. Renew First Aid/CPR for staff The School Site Council meets regularly to discuss protocols, procedures, drills and the Safety Plan. Annually review and revise fire, earthquake, and lockdowns procedures and protocols. Early morning student safety patrol helping unload cars. Better visuals of Positive Behavior Interventions and Supports visuals for younger students who are unable to read.	$3,000.00	No
2.4	Facilities	Large facilities projects will be completed during the summer. Repair the campus sewer system to eliminate recurring smells near the gym and rehabilitate the soccer field to prevent student injuries. Routine maintenance will occur everyday. Bathroom maintenance: establish daily, rigorous sanitization checks, restock protocols, and immediate graffiti removal. Facility & Security Upgrades: Review perimeter fencing, door locks, and address the ongoing gym/sewer odors. Playground Supervision Protocols: Invest in active yard duty training, establish clear recess boundaries, and implement consistent bullying interventions.	$150,000.00	No

Increased or Improved Services for Foster Youth, English Learners, and Low-Income Students [2026-27]

Total Projected LCFF Supplemental and/or Concentration Grants	Projected Additional 15 percent LCFF Concentration Grant
$474,225.00	$0.00

Required Percentage to Increase or Improve Services for the LCAP Year

Projected Percentage to Increase or Improve Services for the Coming School Year	LCFF Carryover — Percentage	LCFF Carryover — Dollar	Total Percentage to Increase or Improve Services for the Coming School Year
6.735%	0.000%	$0.00	6.735%

The Budgeted Expenditures for Actions identified as Contributing may be found in the Contributing Actions Table.

Required Descriptions

LEA-wide and Schoolwide Actions

For each action being provided to an entire LEA or school, provide an explanation of (1) the unique identified need(s) of the unduplicated student group(s) for whom the action is principally directed, (2) how the action is designed to address the identified need(s) and why it is being provided on an LEA or schoolwide basis, and (3) the metric(s) used to measure the effectiveness of the action in improving outcomes for the unduplicated student group(s).

Goal and Action #	Identified Need(s)	How the Action(s) Address Need(s) and Why it is Provided on an LEA-wide or Schoolwide Basis	Metric(s) to Monitor Effectiveness
1.7	**Action:** Intervention Staff **Need:** Provide small group instruction for our at-risk students **Scope:** LEA-wide	Students that are performing below standard. This is part of our multi-tiered system of support.	CAASPP English language arts CAASPP mathematics

Goal and Action #	Identified Need(s)	How the Action(s) Address Need(s) and Why it is Provided on an LEA-wide or Schoolwide Basis	Metric(s) to Monitor Effectiveness
2.1	**Action:** Alternatives to Suspension Peer Conflict Resolution Program **Need:** Support for students who at-risk academically and/or behaviorally. **Scope:** LEA-wide	This action supports our at-risk students and is part of our districtwide multi-tiered system of support.	Suspension rate Expulsion rate

Limited Actions

For each action being solely provided to one or more unduplicated student group(s), provide an explanation of (1) the unique identified need(s) of the unduplicated student group(s) being served, (2) how the action is designed to address the identified need(s), and (3) how the effectiveness of the action in improving outcomes for the unduplicated student group(s) will be measured.

Goal and Action #	Identified Need(s)	How the Action(s) are Designed to Address Need(s)	Metric(s) to Monitor Effectiveness
1.11	**Action:** English Learners **Need:** Support English learners in math and literacy **Scope:** Limited to Unduplicated Student Group(s)	We review data to target intervention support using a multi-tiered system of support for all students based on their individual needs. Increase English learner proficiency in English language and math	CAASPP English language arts CAASPP mathematics English Learner Proficiency Indicator English Learner Reclassification rates
1.13	**Action:** Foster Youth Services / Homeless Youth Services **Need:** Support for Foster Youth/Homeless Youth	Reduce the barriers keeping students from accessing learning supports.	Suspension rate Chronic absenteeism rate CAASPP English language arts CAASPP mathematics

Goal and Action #	Identified Need(s)	How the Action(s) are Designed to Address Need(s)	Metric(s) to Monitor Effectiveness
	Scope: Limited to Unduplicated Student Group(s)		

For any limited action contributing to meeting the increased or improved services requirement that is associated with a Planned Percentage of Improved Services in the Contributing Summary Table rather than an expenditure of LCFF funds, describe the methodology that was used to determine the contribution of the action towards the proportional percentage, as applicable.

Additional Concentration Grant Funding

A description of the plan for how the additional concentration grant add-on funding identified above will be used to increase the number of staff providing direct services to students at schools that have a high concentration (above 55 percent) of foster youth, English learners, and low-income students, as applicable.

N/A

Staff-to-student ratios by type of school and concentration of unduplicated students	Schools with a student concentration of 55 percent or less	Schools with a student concentration of greater than 55 percent
Staff-to-student ratio of classified staff providing direct services to students	N/A	N/A
Staff-to-student ratio of certificated staff providing direct services to students	N/A	N/A

2026-27 Total Planned Expenditures Table

LCAP Year	1. Projected LCFF Base Grant (Input Dollar Amount)	2. Projected LCFF Supplemental and/or Concentration Grants (Input Dollar Amount)	3. Projected Percentage to Increase or Improve Services for the Coming School Year (2 divided by 1)	LCFF Carryover — Percentage (Input Percentage from Prior Year)	Total Percentage to Increase or Improve Services for the Coming School Year (3 + Carryover %)
Totals	$7,041,719.00	474,225.00	6.735%	0.000%	6.735%

Totals	LCFF Funds	Other State Funds	Local Funds	Federal Funds	Total Funds	Total Personnel	Total Non-personnel
Totals	$892,201.00	$307,707.00	$0.00	$183,263.00	$1,383,171.00	$1,177,136.00	$206,035.00

Goal #	Action #	Action Title	Student Group(s)	Contributing to Increased or Improved Services?	Scope	Unduplicated Student Group(s)	Location	Time Span	Total Personnel	Total Non-personnel	LCFF Funds	Other State Funds	Local Funds	Federal Funds	Total Funds	Planned Percentage of Improved Services
1	1.3	Federal Funds Multi-Tiered System of Support Student Achievement	Students who are at-risk academically and socially	No			All Schools	On-going	$30,220.00	$14,343.00				$44,563.00	$44,563.00	
1	1.5	Parent Engagement/Effective Communication	All	No			All Schools	On-going	$12,438.00	$750.00	$13,188.00				$13,188.00	
1	1.6	Benchmark Assessments & Online Academic Supports	All	No			All Schools	On-going	$0.00	$10,678.00	$3,200.00	$7,478.00			$10,678.00	
1	1.7	Intervention Staff	English Learners Foster Youth Low Income	Yes	LEA-wide	English Learners Foster Youth Low Income	All Schools	On-going	$315,737.00	$1,422.00	$317,159.00				$317,159.00	
1	1.8	Professional Learning	All	No			All Schools	On-going	$0.00	$17,800.00	$17,800.00				$17,800.00	
1	1.9	Broad Course of Study/Elective Program	All	No			All Schools	On-going	$229,288.00	$0.00	$229,288.00				$229,288.00	
1	1.11	English Learners	English Learners	Yes	Limited to Unduplicated Student Group(s)	English Learners	All Schools	On-going	$6,757.00	$0.00	$6,757.00				$6,757.00	
1	1.12	Special Education/Students with Disabilities	Students with Disabilities	No			All Schools	On-going	$432,887.00	$0.00		$294,187.00		$138,700.00	$432,887.00	
1	1.13	Foster Youth Services / Homeless Youth Services	Foster Youth Low Income	Yes	Limited to Unduplicated Student Group(s)	Foster Youth Low Income	All Schools	On-going	$0.00	$250.00	$250.00				$250.00	
1	1.14	Learning Recovery Block Grant	All	No			All Schools	When funds are expended or	$0.00	$6,042.00		$6,042.00			$6,042.00	

Goal #	Action #	Action Title	Student Group(s)	Contributing to Increased or Improved Services?	Scope	Unduplicated Student Group(s)	Location	Time Span	Total Personnel	Total Non-personnel	LCFF Funds	Other State Funds	Local Funds	Federal Funds	Total Funds	Planned Percentage of Improved Services
								June 30, 2029 whichever comes first								
2	**2.1**	Alternatives to Suspension Peer Conflict Resolution Program	English Learners Foster Youth Low Income	Yes	LEA-wide	English Learners Foster Youth Low Income	All Schools	On-going	$149,809.00	$250.00	$150,059.00				$150,059.00	
2	**2.2**	Character & Leadership Development	All	No			All Schools	On-going	$0.00	$1,500.00	$1,500.00				$1,500.00	
2	**2.3**	Safety	All	No			All Schools	On going	$0.00	$3,000.00	$3,000.00				$3,000.00	
2	**2.4**	Facilities	All	No			All Schools	On-going	$0.00	$150,000.00	$150,000.00				$150,000.00	

2026-27 Contributing Actions Table

1. Projected LCFF Base Grant	2. Projected LCFF Supplemental and/or Concentration Grants	3. Projected Percentage to Increase or Improve Services for the Coming School Year (2 divided by 1)	LCFF Carryover — Percentage (Percentage from Prior Year)	Total Percentage to Increase or Improve Services for the Coming School Year (3 + Carryover %)	4. Total Planned Contributing Expenditures (LCFF Funds)	5. Total Planned Percentage of Improved Services (%)	Planned Percentage to Increase or Improve Services for the Coming School Year (4 divided by 1, plus 5)	Totals by Type	Total LCFF Funds
$7,041,719.00	474,225.00	6.735%	0.000%	6.735%	$474,225.00	0.000%	6.735 %	**Total:**	$474,225.00
								LEA-wide Total:	$467,218.00
								Limited Total:	$7,007.00
								Schoolwide Total:	$0.00

Goal	Action #	Action Title	Contributing to Increased or Improved Services?	Scope	Unduplicated Student Group(s)	Location	Planned Expenditures for Contributing Actions (LCFF Funds)	Planned Percentage of Improved Services (%)
1	1.7	Intervention Staff	Yes	LEA-wide	English Learners Foster Youth Low Income	All Schools	$317,159.00	
1	1.11	English Learners	Yes	Limited to Unduplicated Student Group(s)	English Learners	All Schools	$6,757.00	
1	1.13	Foster Youth Services / Homeless Youth Services	Yes	Limited to Unduplicated Student Group(s)	Foster Youth Low Income	All Schools	$250.00	
2	2.1	Alternatives to Suspension Peer Conflict Resolution Program	Yes	LEA-wide	English Learners Foster Youth Low Income	All Schools	$150,059.00	

2025-26 Annual Update Table

Totals	Last Year's Total Planned Expenditures (Total Funds)	Total Estimated Expenditures (Total Funds)
Totals	$1,264,095.00	$1,295,311.09

Last Year's Goal #	Last Year's Action #	Prior Action/Service Title	Contributed to Increased or Improved Services?	Last Year's Planned Expenditures (Total Funds)	Estimated Actual Expenditures (Input Total Funds)
1	**1.1**	Alternatives to Suspension Peer Conflict Resolution Program	Yes	$143,401.00	$168,747.68
1	**1.2**	Character & Leadership Development	No	$1,500.00	$321.00
1	**1.3**	Federal Funds Multi-Tiered System of Support Student Achievement	No	$42,835.00	$43,091.62
1	**1.4**	Safety	No	$5,000.00	$3,255.95
1	**1.5**	Parent Engagement/Effective Communication	No	$12,728.00	$12,177.04
1	**1.6**	Benchmark Assessments & Online Academic Supports	No	$9,977.00	$10,349.10
1	**1.7**	Intervention Staff	Yes	$335,031.00	$330,606.58
1	**1.8**	Professional Learning	No	$21,408.00	$15,874.17
1	**1.9**	Broad Course of Study/Elective Program	No	$152,263.00	$160,287.22
1	**1.10**	Facilities	No	$125,000.00	$144,932.31
1	**1.11**	English Learners	Yes	$1,000.00	$1,000.00

Last Year's Goal #	Last Year's Action #	Prior Action/Service Title	Contributed to Increased or Improved Services?	Last Year's Planned Expenditures (Total Funds)	Estimated Actual Expenditures (Input Total Funds)
1	**1.12**	Special Education/Students with Disabilities	No	$413,702.00	$404,213.21
1	**1.13**	Foster Youth Services / Homeless Youth Services	Yes	$250.00	$455.21

2025-26 Contributing Actions Annual Update Table

6. Estimated LCFF Supplemental and/or Concentration Grants (Input Dollar Amount)	4. Total Planned Contributing Expenditures (LCFF Funds)	7. Total Estimated Expenditures for Contributing Actions (LCFF Funds)	Difference Between Planned and Estimated Expenditures for Contributing Actions (Subtract 7 from 4)	5. Total Planned Percentage of Improved Services (%)	8. Total Estimated Percentage of Improved Services (%)	Difference Between Planned and Estimated Percentage of Improved Services (Subtract 5 from 8)
$466,483.00	$479,682.00	$500,809.47	($21,127.47)	0.000%	0.000%	0.000%

Last Year's Goal #	Last Year's Action #	Prior Action/Service Title	Contributing to Increased or Improved Services?	Last Year's Planned Expenditures for Contributing Actions (LCFF Funds)	Estimated Actual Expenditures for Contributing Actions (Input LCFF Funds)	Planned Percentage of Improved Services	Estimated Actual Percentage of Improved Services (Input Percentage)
1	1.1	Alternatives to Suspension Peer Conflict Resolution Program	Yes	$143,401.00	$168,747.68		
1	1.7	Intervention Staff	Yes	$335,031.00	$330,606.58		
1	1.11	English Learners	Yes	$1,000.00	$1,000.00		
1	1.13	Foster Youth Services / Homeless Youth Services	Yes	$250.00	$455.21		

2025-26 LCFF Carryover Table

9. Estimated Actual LCFF Base Grant (Input Dollar Amount)	6. Estimated Actual LCFF Supplemental and/or Concentration Grants	LCFF Carryover — Percentage (Percentage from Prior Year)	10. Total Percentage to Increase or Improve Services for the Current School Year (6 divided by 9 + Carryover %)	7. Total Estimated Actual Expenditures for Contributing Actions (LCFF Funds)	8. Total Estimated Actual Percentage of Improved Services (%)	11. Estimated Actual Percentage of Increased or Improved Services (7 divided by 9, plus 8)	12. LCFF Carryover — Dollar Amount (Subtract 11 from 10 and multiply by 9)	13. LCFF Carryover — Percentage (12 divided by 9)
$6,765,134.00	$466,483.00	0.00%	6.895%	$500,809.47	0.000%	7.403%	$0.00	0.000%

Local Control and Accountability Plan Instructions

Plan Summary

Engaging Educational Partners

Goals and Actions

Increased or Improved Services for Foster Youth, English Learners, and Low-Income Students

For additional questions or technical assistance related to the completion of the Local Control and Accountability Plan (LCAP) template, please contact the local county office of education (COE), or the California Department of Education's (CDE's) Local Agency Systems Support Office, by phone at 916-319-0809 or by email at LCFF@cde.ca.gov.

Introduction and Instructions

The Local Control Funding Formula (LCFF) requires local educational agencies (LEAs) to engage their local educational partners in an annual planning process to evaluate their progress within eight state priority areas encompassing all statutory metrics (COEs have 10 state priorities). LEAs document the results of this planning process in the LCAP using the template adopted by the State Board of Education.

The LCAP development process serves three distinct, but related functions:

- **Comprehensive Strategic Planning:** The process of developing and annually updating the LCAP supports comprehensive strategic planning, particularly to address and reduce disparities in opportunities and outcomes between student groups indicated by the California School Dashboard (California Education Code [EC] Section 52064[e][1]). Strategic planning that is comprehensive connects budgetary decisions to teaching and learning performance data. LEAs should continually evaluate the hard choices they make about the use of limited resources to meet student and community needs to ensure opportunities and outcomes are improved for all students.

- **Meaningful Engagement of Educational Partners:** The LCAP development process should result in an LCAP that reflects decisions made through meaningful engagement (EC Section 52064[e][1]). Local educational partners possess valuable perspectives and insights about an LEA's programs and services. Effective strategic planning will incorporate these perspectives and insights in order to identify potential goals and actions to be included in the LCAP.

- **Accountability and Compliance:** The LCAP serves an important accountability function because the nature of some LCAP template sections require LEAs to show that they have complied with various requirements specified in the LCFF statutes and regulations, most notably:

    - Demonstrating that LEAs are increasing or improving services for foster youth, English learners, including long-term English learners, and low-income students in proportion to the amount of additional funding those students generate under LCFF (EC Section 52064[b][4-6]).

    - Establishing goals, supported by actions and related expenditures, that address the statutory priority areas and statutory metrics (EC sections 52064[b][1] and [2]).

        - **NOTE:** As specified in EC Section 62064(b)(1), the LCAP must provide a description of the annual goals, for all pupils and each subgroup of pupils identified pursuant to EC Section 52052, to be achieved for each of the state priorities. Beginning in 2023–24, EC

Section 52052 identifies long-term English learners as a separate and distinct pupil subgroup with a numerical significance at 15 students.

- Annually reviewing and updating the LCAP to reflect progress toward the goals (EC Section 52064[b][7]).
- Ensuring that all increases attributable to supplemental and concentration grant calculations, including concentration grant add-on funding and/or LCFF carryover, are reflected in the LCAP (EC sections 52064[b][6], [8], and [11]).

The LCAP template, like each LEA's final adopted LCAP, is a document, not a process. LEAs must use the template to memorialize the outcome of their LCAP development process, which must: (a) reflect comprehensive strategic planning, particularly to address and reduce disparities in opportunities and outcomes between student groups indicated by the California School Dashboard (Dashboard), (b) through meaningful engagement with educational partners that (c) meets legal requirements, as reflected in the final adopted LCAP. The sections included within the LCAP template do not and cannot reflect the full development process, just as the LCAP template itself is not intended as a tool for engaging educational partners.

If a county superintendent of schools has jurisdiction over a single school district, the county board of education and the governing board of the school district may adopt and file for review and approval a single LCAP consistent with the requirements in EC sections 52060, 52062, 52066, 52068, and 52070. The LCAP must clearly articulate to which entity's budget (school district or county superintendent of schools) all budgeted and actual expenditures are aligned.

The revised LCAP template for the 2024–25, 2025–26, and 2026–27 school years reflects statutory changes made through Senate Bill 114 (Committee on Budget and Fiscal Review), Chapter 48, Statutes of 2023 and Senate Bill 153, Chapter 38, Statues of 2024.

At its most basic, the adopted LCAP should attempt to distill not just what the LEA is doing for students in transitional kindergarten through grade twelve (TK–12), but also allow educational partners to understand why, and whether those strategies are leading to improved opportunities and outcomes for students. LEAs are strongly encouraged to use language and a level of detail in their adopted LCAPs intended to be meaningful and accessible for the LEA's diverse educational partners and the broader public.

In developing and finalizing the LCAP for adoption, LEAs are encouraged to keep the following overarching frame at the forefront of the strategic planning and educational partner engagement functions:

> Given present performance across the state priorities and on indicators in the Dashboard, how is the LEA using its budgetary resources to respond to TK–12 student and community needs, and address any performance gaps, including by meeting its obligation to increase or improve services for foster youth, English learners, and low-income students?

LEAs are encouraged to focus on a set of metrics and actions which, based on research, experience, and input gathered from educational partners, the LEA believes will have the biggest impact on behalf of its TK–12 students.

These instructions address the requirements for each section of the LCAP but may include information about effective practices when developing the LCAP and completing the LCAP document. Additionally, the beginning of each template section includes information emphasizing the purpose that section serves.

Plan Summary

Purpose

A well-developed Plan Summary section provides a meaningful context for the LCAP. This section provides information about an LEA's community as well as relevant information about student needs and performance. In order to present a meaningful context for the rest of the LCAP, the content of this section should be clearly and meaningfully related to the content included throughout each subsequent section of the LCAP.

Requirements and Instructions

General Information

A description of the LEA, its schools, and its students in grades transitional kindergarten–12, as applicable to the LEA. LEAs may also provide information about their strategic plan, vision, etc.

Briefly describe the LEA, its schools, and its students in grades TK–12, as applicable to the LEA.

- For example, information about an LEA in terms of geography, enrollment, employment, the number and size of specific schools, recent community challenges, and other such information the LEA may wish to include can enable a reader to more fully understand the LEA's LCAP.
- LEAs may also provide information about their strategic plan, vision, etc.
- As part of this response, identify all schools within the LEA receiving Equity Multiplier funding.

Reflections: Annual Performance

A reflection on annual performance based on a review of the California School Dashboard (Dashboard) and local data.

Reflect on the LEA's annual performance on the Dashboard and local data. This may include both successes and challenges identified by the LEA during the development process.

LEAs are encouraged to highlight how they are addressing the identified needs of student groups, and/or schools within the LCAP as part of this response.

As part of this response, the LEA must identify the following, which will remain unchanged during the three-year LCAP cycle:

- Any school within the LEA that received the lowest performance level on one or more state indicators on the 2023 Dashboard;
- Any student group within the LEA that received the lowest performance level on one or more state indicators on the 2023 Dashboard; and/or
- Any student group within a school within the LEA that received the lowest performance level on one or more state indicators on the 2023 Dashboard.

EC Section 52064.4 requires that an LEA that has unexpended Learning Recovery Emergency Block Grant (LREBG) funds must include one or more actions funded with LREBG funds within the 2026-27, 2026-27 and 2027-28 LCAPs, as applicable to the LEA. To implement the requirements of *EC* Section 52064.4, all LEAs must do the following:

- For the 2025–26, 2026–27, and 2027–28 LCAP years, identify whether or not the LEA has unexpended LREBG funds for the applicable LCAP year.
    - If the LEA has unexpended LREBG funds the LEA must provide the following:
        - The goal and action number for each action that will be funded, either in whole or in part, with LREBG funds; and
        - An explanation of the rationale for selecting each action funded with LREBG funds. This explanation must include:
            - An explanation of how the action is aligned with the allowable uses of funds identified in *EC* Section 32526(c)(2); and
            - An explanation of how the action is expected to address the area(s) of need of students and schools identified in the needs assessment required by *EC* Section 32526(d).
                - For information related to the allowable uses of funds and the required needs assessment, please see the Program Information tab on the LREBG Program Information web page.
            - Actions may be grouped together for purposes of these explanations.
            - The LEA may provide these explanations as part of the action description rather than as part of the Reflections: Annual Performance.
    - If the LEA does not have unexpended LREBG funds, the LEA is not required to conduct the needs assessment required by *EC* Section 32627(d), to provide the information identified above or to include actions funded with LREBG funds within the 2026-27, 2026-27 and 2027-28 LCAPs.

Reflections: Technical Assistance

As applicable, a summary of the work underway as part of technical assistance.

Annually identify the reason(s) the LEA is eligible for or has requested technical assistance consistent with EC sections 47607.3, 52071, 52071.5, 52072, or 52072.5, and provide a summary of the work underway as part of receiving technical assistance. The most common form of this technical assistance is frequently referred to as Differentiated Assistance, however this also includes LEAs that have requested technical assistance from their COE.

- If the LEA is not eligible for or receiving technical assistance, the LEA may respond to this prompt as “Not Applicable.”

Comprehensive Support and Improvement
An LEA with a school or schools identified for comprehensive support and improvement (CSI) under the Every Student Succeeds Act must respond to the following prompts:

Schools Identified

A list of the schools in the LEA that are eligible for comprehensive support and improvement.

- Identify the schools within the LEA that have been identified for CSI.

Support for Identified Schools

A description of how the LEA has or will support its eligible schools in developing comprehensive support and improvement plans.

- Describe how the LEA has or will support the identified schools in developing CSI plans that included a school-level needs assessment, evidence-based interventions, and the identification of any resource inequities to be addressed through the implementation of the CSI plan.

Monitoring and Evaluating Effectiveness

A description of how the LEA will monitor and evaluate the plan to support student and school improvement.

- Describe how the LEA will monitor and evaluate the implementation and effectiveness of the CSI plan to support student and school improvement.

Engaging Educational Partners

Purpose

Significant and purposeful engagement of parents, students, educators, and other educational partners, including those representing the student groups identified by LCFF, is critical to the development of the LCAP and the budget process. Consistent with statute, such engagement should support comprehensive strategic planning, particularly to address and reduce disparities in opportunities and outcomes between student groups indicated by the Dashboard, accountability, and improvement across the state priorities and locally identified priorities (EC Section 52064[e][1]). Engagement of educational partners is an ongoing, annual process.

This section is designed to reflect how the engagement of educational partners influenced the decisions reflected in the adopted LCAP. The goal is to allow educational partners that participated in the LCAP development process and the broader public to understand how the LEA engaged educational partners and the impact of that engagement. LEAs are encouraged to keep this goal in the forefront when completing this section.

Requirements

Requirements

School districts and COEs: *EC* Section 52060(g) and *EC* Section 52066(g) specify the educational partners that must be consulted when developing the LCAP:

- Teachers,

- Principals,
- Administrators,
- Other school personnel,
- Local bargaining units of the LEA,
- Parents, and
- Students

A school district or COE receiving Equity Multiplier funds must also consult with educational partners at schools generating Equity Multiplier funds in the development of the LCAP, specifically, in the development of the required focus goal for each applicable school.

Before adopting the LCAP, school districts and COEs must share it with the applicable committees, as identified below under Requirements and Instructions. The superintendent is required by statute to respond in writing to the comments received from these committees. School districts and COEs must also consult with the special education local plan area administrator(s) when developing the LCAP.

Charter schools: *EC* Section 47606.5(d) requires that the following educational partners be consulted with when developing the LCAP:

- Teachers,
- Principals,
- Administrators,
- Other school personnel,
- Parents, and
- Students

A charter school receiving Equity Multiplier funds must also consult with educational partners at the school generating Equity Multiplier funds in the development of the LCAP, specifically, in the development of the required focus goal for the school.

The LCAP should also be shared with, and LEAs should request input from, schoolsite-level advisory groups, as applicable (e.g., schoolsite councils, English Learner Advisory Councils, student advisory groups, etc.), to facilitate alignment between schoolsite and district-level goals. Information and resources that support effective engagement, define student consultation, and provide the requirements for advisory group composition, can be found under Resources on the CDE's LCAP webpage.

Before the governing board/body of an LEA considers the adoption of the LCAP, the LEA must meet the following legal requirements:

- For school districts, see *Education Code* Section 52062;
    - **Note:** Charter schools using the LCAP as the School Plan for Student Achievement must meet the requirements of *EC* Section 52062(a).
- For COEs, see *Education Code* Section 52068; and
- For charter schools, see *Education Code* Section 47606.5.

- **NOTE:** As a reminder, the superintendent of a school district or COE must respond, in writing, to comments received by the applicable committees identified in the *Education Code* sections listed above. This includes the parent advisory committee and may include the English learner parent advisory committee and, as of July 1, 2024, the student advisory committee, as applicable.

Instructions

Respond to the prompts as follows:

A summary of the process used to engage educational partners in the development of the LCAP.

School districts and county offices of education must, at a minimum, consult with teachers, principals, administrators, other school personnel, local bargaining units, parents, and students in the development of the LCAP.

Charter schools must, at a minimum, consult with teachers, principals, administrators, other school personnel, parents, and students in the development of the LCAP.

An LEA receiving Equity Multiplier funds must also consult with educational partners at schools generating Equity Multiplier funds in the development of the LCAP, specifically, in the development of the required focus goal for each applicable school.

Complete the table as follows:

Educational Partners

Identify the applicable educational partner(s) or group(s) that were engaged in the development of the LCAP.

Process for Engagement

Describe the engagement process used by the LEA to involve the identified educational partner(s) in the development of the LCAP. At a minimum, the LEA must describe how it met its obligation to consult with all statutorily required educational partners, as applicable to the type of LEA.

- A sufficient response to this prompt must include general information about the timeline of the process and meetings or other engagement strategies with educational partners. A response may also include information about an LEA's philosophical approach to engaging its educational partners.

- An LEA receiving Equity Multiplier funds must also include a summary of how it consulted with educational partners at schools generating Equity Multiplier funds in the development of the LCAP, specifically, in the development of the required focus goal for each applicable school.

A description of how the adopted LCAP was influenced by the feedback provided by educational partners.

Describe any goals, metrics, actions, or budgeted expenditures in the LCAP that were influenced by or developed in response to the educational partner feedback.

- A sufficient response to this prompt will provide educational partners and the public with clear, specific information about how the engagement process influenced the development of the LCAP. This may include a description of how the LEA prioritized requests of educational partners within the context of the budgetary resources available or otherwise prioritized areas of focus within the LCAP.

- An LEA receiving Equity Multiplier funds must include a description of how the consultation with educational partners at schools generating Equity Multiplier funds influenced the development of the adopted LCAP.

- For the purposes of this prompt, this may also include, but is not necessarily limited to:
    - Inclusion of a goal or decision to pursue a Focus Goal (as described below)
    - Inclusion of metrics other than the statutorily required metrics
    - Determination of the target outcome on one or more metrics
    - Inclusion of performance by one or more student groups in the Measuring and Reporting Results subsection
    - Inclusion of action(s) or a group of actions
    - Elimination of action(s) or group of actions
    - Changes to the level of proposed expenditures for one or more actions
    - Inclusion of action(s) as contributing to increased or improved services for unduplicated students
    - Analysis of effectiveness of the specific actions to achieve the goal
    - Analysis of material differences in expenditures
    - Analysis of changes made to a goal for the ensuing LCAP year based on the annual update process
    - Analysis of challenges or successes in the implementation of actions

Goals and Actions

Purpose

Well-developed goals will clearly communicate to educational partners what the LEA plans to accomplish, what the LEA plans to do in order to accomplish the goal, and how the LEA will know when it has accomplished the goal. A goal statement, associated metrics and expected outcomes, and the actions included in the goal must be in alignment. The explanation for why the LEA included a goal is an opportunity for LEAs to clearly communicate to educational partners and the public why, among the various strengths and areas for improvement highlighted by performance data and strategies and actions that could be pursued, the LEA decided to pursue this goal, and the related metrics, expected outcomes, actions, and expenditures.

A well-developed goal can be focused on the performance relative to a metric or metrics for all students, a specific student group(s), narrowing performance gaps, or implementing programs or strategies expected to impact outcomes. LEAs should assess the performance of their student groups when developing goals and the related actions to achieve such goals.

Requirements and Instructions

LEAs should prioritize the goals, specific actions, and related expenditures included within the LCAP within one or more state priorities. LEAs must consider performance on the state and local indicators, including their locally collected and reported data for the local indicators that are included in the Dashboard, in determining whether and how to prioritize its goals within the LCAP. As previously stated, strategic planning that

is comprehensive connects budgetary decisions to teaching and learning performance data. LEAs should continually evaluate the hard choices they make about the use of limited resources to meet student and community needs to ensure opportunities and outcomes are improved for all students, and to address and reduce disparities in opportunities and outcomes between student groups indicated by the Dashboard.

In order to support prioritization of goals, the LCAP template provides LEAs with the option of developing three different kinds of goals:

- Focus Goal: A Focus Goal is relatively more concentrated in scope and may focus on a fewer number of metrics to measure improvement. A Focus Goal statement will be time bound and make clear how the goal is to be measured.
    - All Equity Multiplier goals must be developed as focus goals. For additional information, see Required Focus Goal(s) for LEAs Receiving Equity Multiplier Funding below.
- Broad Goal: A Broad Goal is relatively less concentrated in its scope and may focus on improving performance across a wide range of metrics.
- Maintenance of Progress Goal: A Maintenance of Progress Goal includes actions that may be ongoing without significant changes and allows an LEA to track performance on any metrics not addressed in the other goals of the LCAP.

Requirement to Address the LCFF State Priorities

At a minimum, the LCAP must address all LCFF priorities and associated metrics articulated in *EC* sections 52060(d) and 52066(d), as applicable to the LEA. The *LCFF State Priorities Summary* provides a summary of *EC* sections 52060(d) and 52066(d) to aid in the development of the LCAP.

Respond to the following prompts, as applicable:

Focus Goal(s)

Description

The description provided for a Focus Goal must be specific, measurable, and time bound.

- An LEA develops a Focus Goal to address areas of need that may require or benefit from a more specific and data intensive approach.
- The Focus Goal can explicitly reference the metric(s) by which achievement of the goal will be measured and the time frame according to which the LEA expects to achieve the goal.

Type of Goal

Identify the type of goal being implemented as a Focus Goal.

State Priorities addressed by this goal.

Identify each of the state priorities that this goal is intended to address.

An explanation of why the LEA has developed this goal.

Explain why the LEA has chosen to prioritize this goal.

- An explanation must be based on Dashboard data or other locally collected data.
- LEAs must describe how the LEA identified this goal for focused attention, including relevant consultation with educational partners.
- LEAs are encouraged to promote transparency and understanding around the decision to pursue a focus goal.

Required Focus Goal(s) for LEAs Receiving Equity Multiplier Funding

Description

LEAs receiving Equity Multiplier funding must include one or more focus goals for each school generating Equity Multiplier funding. In addition to addressing the focus goal requirements described above, LEAs must adhere to the following requirements.

Focus goals for Equity Multiplier schoolsites must address the following:

(A) All student groups that have the lowest performance level on one or more state indicators on the Dashboard, and

(B) Any underlying issues in the credentialing, subject matter preparation, and retention of the school's educators, if applicable.

- Focus Goals for each and every Equity Multiplier schoolsite must identify specific metrics for each identified student group, as applicable.
- An LEA may create a single goal for multiple Equity Multiplier schoolsites if those schoolsites have the same student group(s) performing at the lowest performance level on one or more state indicators on the Dashboard or, experience similar issues in the credentialing, subject matter preparation, and retention of the school's educators.
    - When creating a single goal for multiple Equity Multiplier schoolsites, the goal must identify the student groups and the performance levels on the Dashboard that the Focus Goal is addressing; or,
    - The common issues the schoolsites are experiencing in credentialing, subject matter preparation, and retention of the school's educators, if applicable.

Type of Goal

Identify the type of goal being implemented as an Equity Multiplier Focus Goal.

State Priorities addressed by this goal.

Identify each of the state priorities that this goal is intended to address.

An explanation of why the LEA has developed this goal.

Explain why the LEA has chosen to prioritize this goal.

- An explanation must be based on Dashboard data or other locally collected data.
- LEAs must describe how the LEA identified this goal for focused attention, including relevant consultation with educational partners.
- LEAs are encouraged to promote transparency and understanding around the decision to pursue a focus goal.
- In addition to this information, the LEA must also identify:
    - The school or schools to which the goal applies

LEAs are encouraged to approach an Equity Multiplier goal from a wholistic standpoint, considering how the goal might maximize student outcomes through the use of LCFF and other funding in addition to Equity Multiplier funds.

- Equity Multiplier funds must be used to supplement, not supplant, funding provided to Equity Multiplier schoolsites for purposes of the LCFF, the Expanded Learning Opportunities Program (ELO-P), the Literacy Coaches and Reading Specialists (LCRS) Grant Program, and/or the California Community Schools Partnership Program (CCSPP).
- This means that Equity Multiplier funds must not be used to replace funding that an Equity Multiplier schoolsite would otherwise receive to implement LEA-wide actions identified in the LCAP or that an Equity Multiplier schoolsite would otherwise receive to implement provisions of the ELO-P, the LCRS, and/or the CCSPP.

Note: *EC* Section 42238.024(b)(1) requires that Equity Multiplier funds be used for the provision of evidence-based services and supports for students. Evidence-based services and supports are based on objective evidence that has informed the design of the service or support and/or guides the modification of those services and supports. Evidence-based supports and strategies are most commonly based on educational research and/or metrics of LEA, school, and/or student performance.

Broad Goal

Description

Describe what the LEA plans to achieve through the actions included in the goal.

- The description of a broad goal will be clearly aligned with the expected measurable outcomes included for the goal.

- The goal description organizes the actions and expected outcomes in a cohesive and consistent manner.
- A goal description is specific enough to be measurable in either quantitative or qualitative terms. A broad goal is not as specific as a focus goal. While it is specific enough to be measurable, there are many different metrics for measuring progress toward the goal.

Type of Goal

Identify the type of goal being implemented as a Broad Goal.

State Priorities addressed by this goal.

Identify each of the state priorities that this goal is intended to address.

An explanation of why the LEA has developed this goal.

Explain why the LEA developed this goal and how the actions and metrics grouped together will help achieve the goal.

Maintenance of Progress Goal

Description

Describe how the LEA intends to maintain the progress made in the LCFF State Priorities not addressed by the other goals in the LCAP.

- Use this type of goal to address the state priorities and applicable metrics not addressed within the other goals in the LCAP.
- The state priorities and metrics to be addressed in this section are those for which the LEA, in consultation with educational partners, has determined to maintain actions and monitor progress while focusing implementation efforts on the actions covered by other goals in the LCAP.

Type of Goal

Identify the type of goal being implemented as a Maintenance of Progress Goal.

State Priorities addressed by this goal.

Identify each of the state priorities that this goal is intended to address.

An explanation of why the LEA has developed this goal.

Explain how the actions will sustain the progress exemplified by the related metrics.

Measuring and Reporting Results:

For each LCAP year, identify the metric(s) that the LEA will use to track progress toward the expected outcomes.

- LEAs must identify metrics for specific student groups, as appropriate, including expected outcomes that address and reduce disparities in outcomes between student groups.

- The metrics may be quantitative or qualitative; but at minimum, an LEA's LCAP must include goals that are measured using all of the applicable metrics for the related state priorities, in each LCAP year, as applicable to the type of LEA.

- To the extent a state priority does not specify one or more metrics (e.g., implementation of state academic content and performance standards), the LEA must identify a metric to use within the LCAP. For these state priorities, LEAs are encouraged to use metrics based on or reported through the relevant local indicator self-reflection tools within the Dashboard.

- **Required metrics for LEA-wide actions:** For each action identified as 1) contributing towards the requirement to increase or improve services for foster youth, English learners, including long-term English learners, and low-income students and 2) being provided on an LEA-wide basis, the LEA must identify one or more metrics to monitor the effectiveness of the action and its budgeted expenditures.

    - These required metrics may be identified within the action description or the first prompt in the increased or improved services section, however the description must clearly identify the metric(s) being used to monitor the effectiveness of the action and the action(s) that the metric(s) apply to.

- **Required metrics for Equity Multiplier goals**: For each Equity Multiplier goal, the LEA must identify:

    - The specific metrics for each identified student group at each specific schoolsite, as applicable, to measure the progress toward the goal, and/or

    - The specific metrics used to measure progress in meeting the goal related to credentialing, subject matter preparation, or educator retention at each specific schoolsite.

- **Required metrics for actions supported by LREBG funds**: To implement the requirements of *EC* Section 52064.4, LEAs with unexpended LREBG funds must include at least one metric to monitor the impact of each action funded with LREBG funds included in the goal.

    - The metrics being used to monitor the impact of each action funded with LREBG funds are not required to be new metrics; they may be metrics that are already being used to measure progress towards goals and actions included in the LCAP.

Complete the table as follows:

Metric #

- Enter the metric number.

Metric

- Identify the standard of measure being used to determine progress towards the goal and/or to measure the effectiveness of one or more actions associated with the goal.

Baseline

- Enter the baseline when completing the LCAP for 2024–25.
    - Use the most recent data associated with the metric available at the time of adoption of the LCAP for the first year of the three-year plan. LEAs may use data as reported on the 2023 Dashboard for the baseline of a metric only if that data represents the most recent available data (e.g., high school graduation rate).
    - Using the most recent data available may involve reviewing data the LEA is preparing for submission to the California Longitudinal Pupil Achievement Data System (CALPADS) or data that the LEA has recently submitted to CALPADS.
    - Indicate the school year to which the baseline data applies.
    - The baseline data must remain unchanged throughout the three-year LCAP.
        - This requirement is not intended to prevent LEAs from revising the baseline data if it is necessary to do so. For example, if an LEA identifies that its data collection practices for a particular metric are leading to inaccurate data and revises its practice to obtain accurate data, it would also be appropriate for the LEA to revise the baseline data to align with the more accurate data process and report its results using the accurate data.
        - If an LEA chooses to revise its baseline data, then, at a minimum, it must clearly identify the change as part of its response to the description of changes prompt in the Goal Analysis for the goal. LEAs are also strongly encouraged to involve their educational partners in the decision of whether or not to revise a baseline and to communicate the proposed change to their educational partners.
    - Note for Charter Schools: Charter schools developing a one- or two-year LCAP may identify a new baseline each year, as applicable.

Year 1 Outcome

- When completing the LCAP for 2025–26, enter the most recent data available. Indicate the school year to which the data applies.
    - Note for Charter Schools: Charter schools developing a one-year LCAP may provide the Year 1 Outcome when completing the LCAP for both 2025–26 and 2026–27 or may provide the Year 1 Outcome for 2025–26 and provide the Year 2 Outcome for 2026–27.

Year 2 Outcome

- When completing the LCAP for 2026–27, enter the most recent data available. Indicate the school year to which the data applies.

- Note for Charter Schools: Charter schools developing a one-year LCAP may identify the Year 2 Outcome as not applicable when completing the LCAP for 2026–27 or may provide the Year 2 Outcome for 2026–27.

Target for Year 3 Outcome

- When completing the first year of the LCAP, enter the target outcome for the relevant metric the LEA expects to achieve by the end of the three-year LCAP cycle.
    - Note for Charter Schools: Charter schools developing a one- or two-year LCAP may identify a Target for Year 1 or Target for Year 2, as applicable.

Current Difference from Baseline

- When completing the LCAP for 2025–26 and 2026–27, enter the current difference between the baseline and the yearly outcome, as applicable.
    - Note for Charter Schools: Charter schools developing a one- or two-year LCAP will identify the current difference between the baseline and the yearly outcome for Year 1 and/or the current difference between the baseline and the yearly outcome for Year 2, as applicable.

Timeline for school districts and COEs for completing the "**Measuring and Reporting Results**" part of the Goal.

Metric	Baseline	Year 1 Outcome	Year 2 Outcome	Target for Year 3 Outcome	Current Difference from Baseline
Enter information in this box when completing the LCAP for **2024–25** or when adding a new metric.	Enter information in this box when completing the LCAP for **2024–25** or when adding a new metric.	Enter information in this box when completing the LCAP for **2025–26**. Leave blank until then.	Enter information in this box when completing the LCAP for **2026–27**. Leave blank until then.	Enter information in this box when completing the LCAP for **2024–25** or when adding a new metric.	Enter information in this box when completing the LCAP for **2025–26** and **2026–27**. Leave blank until then.

Goal Analysis:

Enter the LCAP Year.

Using actual annual measurable outcome data, including data from the Dashboard, analyze whether the planned actions were effective towards achieving the goal. "Effective" means the degree to which the planned actions were successful in producing the target result. Respond to the prompts as instructed.

Note: When completing the 2024–25 LCAP, use the 2023–24 Local Control and Accountability Plan Annual Update template to complete the Goal Analysis and identify the Goal Analysis prompts in the 2024–25 LCAP as "Not Applicable."

A description of overall implementation, including any substantive differences in planned actions and actual implementation of these actions, and any relevant challenges and successes experienced with implementation.

- Describe the overall implementation of the actions to achieve the articulated goal, including relevant challenges and successes experienced with implementation.
    - Include a discussion of relevant challenges and successes experienced with the implementation process.
    - This discussion must include any instance where the LEA did not implement a planned action or implemented a planned action in a manner that differs substantively from how it was described in the adopted LCAP.

An explanation of material differences between Budgeted Expenditures and Estimated Actual Expenditures and/or Planned Percentages of Improved Services and Estimated Actual Percentages of Improved Services.

- Explain material differences between Budgeted Expenditures and Estimated Actual Expenditures and between the Planned Percentages of Improved Services and Estimated Actual Percentages of Improved Services, as applicable. Minor variances in expenditures or percentages do not need to be addressed, and a dollar-for-dollar accounting is not required.

A description of the effectiveness or ineffectiveness of the specific actions to date in making progress toward the goal.

- Describe the effectiveness or ineffectiveness of the specific actions to date in making progress toward the goal. “Effectiveness” means the degree to which the actions were successful in producing the target result and “ineffectiveness” means that the actions did not produce any significant or targeted result.
    - In some cases, not all actions in a goal will be intended to improve performance on all of the metrics associated with the goal.
    - When responding to this prompt, LEAs may assess the effectiveness of a single action or group of actions within the goal in the context of performance on a single metric or group of specific metrics within the goal that are applicable to the action(s). Grouping actions with metrics will allow for more robust analysis of whether the strategy the LEA is using to impact a specified set of metrics is working and increase transparency for educational partners. LEAs are encouraged to use such an approach when goals include multiple actions and metrics that are not closely associated.
    - Beginning with the development of the 2024–25 LCAP, the LEA must change actions that have not proven effective over a three-year period.

A description of any changes made to the planned goal, metrics, target outcomes, or actions for the coming year that resulted from reflections on prior practice.

- Describe any changes made to this goal, expected outcomes, metrics, or actions to achieve this goal as a result of this analysis and analysis of the data provided in the Dashboard or other local data, as applicable.
    - As noted above, beginning with the development of the 2024–25 LCAP, the LEA must change actions that have not proven effective over a three-year period. For actions that have been identified as ineffective, the LEA must identify the ineffective action and must include a description of the following:

- The reasons for the ineffectiveness, and
- How changes to the action will result in a new or strengthened approach.

Actions:

Complete the table as follows. Add additional rows as necessary.

Action #

- Enter the action number.

Title

- Provide a short title for the action. This title will also appear in the action tables.

Description

- Provide a brief description of the action.
    - For actions that contribute to meeting the increased or improved services requirement, the LEA may include an explanation of how each action is principally directed towards and effective in meeting the LEA's goals for unduplicated students, as described in the instructions for the Increased or Improved Services for Foster Youth, English Learners, and Low-Income Students section.
    - As previously noted, for each action identified as 1) contributing towards the requirement to increase or improve services for foster youth, English learners, including long-term English learners, and low-income students and 2) being provided on an LEA-wide basis, the LEA must identify one or more metrics to monitor the effectiveness of the action and its budgeted expenditures.
    - These required metrics may be identified within the action description or the first prompt in the increased or improved services section; however, the description must clearly identify the metric(s) being used to monitor the effectiveness of the action and the action(s) that the metric(s) apply to.

Total Funds

- Enter the total amount of expenditures associated with this action. Budgeted expenditures from specific fund sources will be provided in the action tables.

Contributing

- Indicate whether the action contributes to meeting the increased or improved services requirement as described in the Increased or Improved Services section using a “Y” for Yes or an “N” for No.
    - **Note:** for each such contributing action, the LEA will need to provide additional information in the Increased or Improved Services section to address the requirements in *California Code of Regulations*, Title 5 [5 *CCR*] Section 15496 in the Increased or Improved Services section of the LCAP.

***Actions for Foster Youth*:** School districts, COEs, and charter schools that have a numerically significant foster youth student subgroup are encouraged to include specific actions in the LCAP designed to meet needs specific to foster youth students.

Required Actions

For English Learners and Long-Term English Learners

- LEAs with 30 or more English learners and/or 15 or more long-term English learners must include specific actions in the LCAP related to, at a minimum:
    - Language acquisition programs, as defined in *EC* Section 306, provided to students, and
    - Professional development for teachers.
    - If an LEA has both 30 or more English learners and 15 or more long-term English learners, the LEA must include actions for both English learners and long-term English learners.

For Technical Assistance

- LEAs eligible for technical assistance pursuant to *EC* sections 47607.3, 52071, 52071.5, 52072, or 52072.5, must include specific actions within the LCAP related to its implementation of the work underway as part of technical assistance. The most common form of this technical assistance is frequently referred to as Differentiated Assistance.

For Lowest Performing Dashboard Indicators

- LEAs that have Red Dashboard indicators for (1) a school within the LEA, (2) a student group within the LEA, and/or (3) a student group within any school within the LEA must include one or more specific actions within the LCAP:
    - The specific action(s) must be directed towards the identified student group(s) and/or school(s) and must address the identified state indicator(s) for which the student group or school received the lowest performance level on the 2023 Dashboard. Each student group and/or school that receives the lowest performance level on the 2023 Dashboard must be addressed by one or more actions.
    - These required actions will be effective for the three-year LCAP cycle.

For LEAs With Unexpended LREBG Funds

- To implement the requirements of *EC* Section 52064.4, LEAs with unexpended LREBG funds must include one or more actions supported with LREBG funds within the 2025–26, 2026–27, and 2027–28 LCAPs, as applicable to the LEA. Actions funded with LREBG funds must remain in the LCAP until the LEA has expended the remainder of its LREBG funds, after which time the actions may be removed from the LCAP.
    - Prior to identifying the actions included in the LCAP the LEA is required to conduct a needs assessment pursuant to *EC* Section 32526(d). For information related to the required needs assessment please see the Program Information tab on the LREBG

Program Information web page. Additional information about the needs assessment and evidence-based resources for the LREBG may be found on the California Statewide System of Support LREBG Resources web page. The required LREBG needs assessment may be part of the LEAs regular needs assessment for the LCAP if it meets the requirements of *EC* Section 32627(d).

- School districts receiving technical assistance and COEs providing technical assistance are encouraged to use the technical assistance process to support the school district in conducting the required needs assessment, the selection of actions funded by the LREBG and/or the evaluation of implementation of the actions required as part of the LCAP annual update process.
- As a reminder, LREBG funds must be used to implement one or more of the purposes articulated in *EC* Section 32526(c)(2).
- LEAs with unexpended LREBG funds must include one or more actions supported by LREBG funds within the LCAP. For each action supported by LREBG funding the action description must:
  - Identify the action as an LREBG action;
  - Include an explanation of how research supports the selected action;
  - Identify the metric(s) being used to monitor the impact of the action; and
  - Identify the amount of LREBG funds being used to support the action.

Increased or Improved Services for Foster Youth, English Learners, and Low-Income Students

Purpose

A well-written Increased or Improved Services section provides educational partners with a comprehensive description, within a single dedicated section, of how an LEA plans to increase or improve services for its unduplicated students as defined in *EC* Section 42238.02 in grades TK–12 as compared to all students in grades TK–12, as applicable, and how LEA-wide or schoolwide actions identified for this purpose meet regulatory requirements. Descriptions provided should include sufficient detail yet be sufficiently succinct to promote a broader understanding of educational partners to facilitate their ability to provide input. An LEA's description in this section must align with the actions included in the Goals and Actions section as contributing.

Please Note: For the purpose of meeting the Increased or Improved Services requirement and consistent with *EC* Section 42238.02, long-term English learners are included in the English learner student group.

Statutory Requirements

An LEA is required to demonstrate in its LCAP how it is increasing or improving services for its students who are foster youth, English learners, and/or low-income, collectively referred to as unduplicated students, as compared to the services provided to all students in proportion to the increase in funding it receives based on the number and concentration of unduplicated students in the LEA (*EC* Section 42238.07[a][1], *EC*

Section 52064[b][8][B]; 5 *CCR* Section 15496[a]). This proportionality percentage is also known as the "minimum proportionality percentage" or "MPP." The manner in which an LEA demonstrates it is meeting its MPP is two-fold: (1) through the expenditure of LCFF funds or through the identification of a Planned Percentage of Improved Services as documented in the Contributing Actions Table, and (2) through the explanations provided in the Increased or Improved Services for Foster Youth, English Learners, and Low-Income Students section.

To improve services means to grow services in quality and to increase services means to grow services in quantity. Services are increased or improved by those actions in the LCAP that are identified in the Goals and Actions section as contributing to the increased or improved services requirement, whether they are provided across the entire LEA (LEA-wide action), provided to an entire school (Schoolwide action), or solely provided to one or more unduplicated student group(s) (Limited action).

Therefore, for *any* action contributing to meet the increased or improved services requirement, the LEA must include an explanation of:

- How the action is increasing or improving services for the unduplicated student group(s) (Identified Needs and Action Design), and
- How the action meets the LEA's goals for its unduplicated pupils in the state and any local priority areas (Measurement of Effectiveness).

LEA-wide and Schoolwide Actions

In addition to the above required explanations, LEAs must provide a justification for why an LEA-wide or Schoolwide action is being provided to all students and how the action is intended to improve outcomes for unduplicated student group(s) as compared to all students.

- Conclusory statements that a service will help achieve an expected outcome for the goal, without an explicit connection or further explanation as to how, are not sufficient.

- Further, simply stating that an LEA has a high enrollment percentage of a specific student group or groups does not meet the increased or improved services standard because enrolling students is not the same as serving students.

For School Districts Only

Actions provided on an **LEA-wide** basis at **school districts with an unduplicated pupil percentage of less than 55 percent** must also include a description of how the actions are the most effective use of the funds to meet the district's goals for its unduplicated pupils in the state and any local priority areas. The description must provide the basis for this determination, including any alternatives considered, supporting research, experience, or educational theory.

Actions provided on a **Schoolwide** basis for **schools with less than 40 percent enrollment of unduplicated pupils** must also include a description of how these actions are the most effective use of the funds to meet the district's goals for its unduplicated pupils in the state and any local priority areas. The description must provide the basis for this determination, including any alternatives considered, supporting research, experience, or educational theory.

Requirements and Instructions

Complete the tables as follows:

Total Projected LCFF Supplemental and/or Concentration Grants

- Specify the amount of LCFF supplemental and concentration grant funds the LEA estimates it will receive in the coming year based on the number and concentration of foster youth, English learner, and low-income students. This amount includes the Additional 15 percent LCFF Concentration Grant.

Projected Additional 15 percent LCFF Concentration Grant

- Specify the amount of additional LCFF concentration grant add-on funding, as described in *EC* Section 42238.02, that the LEA estimates it will receive in the coming year.

Projected Percentage to Increase or Improve Services for the Coming School Year

- Specify the estimated percentage by which services for unduplicated pupils must be increased or improved as compared to the services provided to all students in the LCAP year as calculated pursuant to 5 *CCR* Section 15496(a)(7).

LCFF Carryover — Percentage

- Specify the LCFF Carryover — Percentage identified in the LCFF Carryover Table. If a carryover percentage is not identified in the LCFF Carryover Table, specify a percentage of zero (0.00%).

LCFF Carryover — Dollar

- Specify the LCFF Carryover — Dollar amount identified in the LCFF Carryover Table. If a carryover amount is not identified in the LCFF Carryover Table, specify an amount of zero ($0).

Total Percentage to Increase or Improve Services for the Coming School Year

- Add the Projected Percentage to Increase or Improve Services for the Coming School Year and the Proportional LCFF Required Carryover Percentage and specify the percentage. This is the LEA's percentage by which services for unduplicated pupils must be increased or improved as compared to the services provided to all students in the LCAP year, as calculated pursuant to 5 *CCR* Section 15496(a)(7).

Required Descriptions:

LEA-wide and Schoolwide Actions

For each action being provided to an entire LEA or school, provide an explanation of (1) the unique identified need(s) of the unduplicated student group(s) for whom the action is principally directed, (2) how the action is designed to address the identified need(s) and why it is being provided on an LEA or schoolwide basis, and (3) the metric(s) used to measure the effectiveness of the action in improving outcomes for the unduplicated student group(s).

If the LEA has provided this required description in the Action Descriptions, state as such within the table.

Complete the table as follows:

Identified Need(s)

Provide an explanation of the unique identified need(s) of the LEA's unduplicated student group(s) for whom the action is principally directed.

An LEA demonstrates how an action is principally directed towards an unduplicated student group(s) when the LEA explains the need(s), condition(s), or circumstance(s) of the unduplicated student group(s) identified through a needs assessment and how the action addresses them. A meaningful needs assessment includes, at a minimum, analysis of applicable student achievement data and educational partner feedback.

How the Action(s) are Designed to Address Need(s) and Why it is Provided on an LEA-wide or Schoolwide Basis

Provide an explanation of how the action as designed will address the unique identified need(s) of the LEA's unduplicated student group(s) for whom the action is principally directed and the rationale for why the action is being provided on an LEA-wide or schoolwide basis.

- As stated above, conclusory statements that a service will help achieve an expected outcome for the goal, without an explicit connection or further explanation as to how, are not sufficient.
- Further, simply stating that an LEA has a high enrollment percentage of a specific student group or groups does not meet the increased or improved services standard because enrolling students is not the same as serving students.

Metric(s) to Monitor Effectiveness

Identify the metric(s) being used to measure the progress and effectiveness of the action(s).

Note for COEs and Charter Schools: In the case of COEs and charter schools, schoolwide and LEA-wide are considered to be synonymous.

Limited Actions

For each action being solely provided to one or more unduplicated student group(s), provide an explanation of (1) the unique identified need(s) of the unduplicated student group(s) being served, (2) how the action is designed to address the identified need(s), and (3) how the effectiveness of the action in improving outcomes for the unduplicated student group(s) will be measured.

If the LEA has provided the required descriptions in the Action Descriptions, state as such.

Complete the table as follows:

Identified Need(s)

Provide an explanation of the unique need(s) of the unduplicated student group(s) being served identified through the LEA's needs assessment. A meaningful needs assessment includes, at a minimum, analysis of applicable student achievement data and educational partner feedback.

How the Action(s) are Designed to Address Need(s)

Provide an explanation of how the action is designed to address the unique identified need(s) of the unduplicated student group(s) being served.

Metric(s) to Monitor Effectiveness

Identify the metric(s) being used to measure the progress and effectiveness of the action(s).

For any limited action contributing to meeting the increased or improved services requirement that is associated with a Planned Percentage of Improved Services in the Contributing Summary Table rather than an expenditure of LCFF funds, describe the methodology that was used to determine the contribution of the action towards the proportional percentage, as applicable.

- For each action with an identified Planned Percentage of Improved Services, identify the goal and action number and describe the methodology that was used.

- When identifying a Planned Percentage of Improved Services, the LEA must describe the methodology that it used to determine the contribution of the action towards the proportional percentage. The percentage of improved services for an action corresponds to the amount of LCFF funding that the LEA estimates it would expend to implement the action if it were funded.

- For example, an LEA determines that there is a need to analyze data to ensure that instructional aides and expanded learning providers know what targeted supports to provide to students who are foster youth. The LEA could implement this action by hiring additional staff to collect and analyze data and to coordinate supports for students, which, based on the LEA's current pay scale, the LEA estimates would cost $165,000. Instead, the LEA chooses to utilize a portion of existing staff time to analyze data relating to students who are foster youth. This analysis will then be shared with site principals who will use the data to coordinate services provided by instructional assistants and expanded learning providers to target support to students. In this example, the LEA would divide the estimated cost of $165,000 by the amount of LCFF Funding identified in the Total Planned Expenditures Table and then convert the quotient to a percentage. This percentage is the Planned Percentage of Improved Services for the action.

Additional Concentration Grant Funding

A description of the plan for how the additional concentration grant add-on funding identified above will be used to increase the number of staff providing direct services to students at schools that have a high concentration (above 55 percent) of foster youth, English learners, and low-income students, as applicable.

An LEA that receives the additional concentration grant add-on described in *EC* Section 42238.02 is required to demonstrate how it is using these funds to increase the number of staff who provide direct services to students at schools with an enrollment of unduplicated students that is greater than 55 percent as compared to the number of staff who provide direct services to students at schools with an enrollment of unduplicated students that is equal to or less than 55 percent. The staff who provide direct services to students must be certificated staff and/or classified staff employed by the LEA; classified staff includes custodial staff.

Provide the following descriptions, as applicable to the LEA:

- An LEA that does not receive a concentration grant or the concentration grant add-on must indicate that a response to this prompt is not applicable.

- Identify the goal and action numbers of the actions in the LCAP that the LEA is implementing to meet the requirement to increase the number of staff who provide direct services to students at schools with an enrollment of unduplicated students that is greater than 55 percent.

- An LEA that does not have comparison schools from which to describe how it is using the concentration grant add-on funds, such as a single-school LEA or an LEA that only has schools with an enrollment of unduplicated students that is greater than 55 percent, must describe how it is using the funds to increase the number of credentialed staff, classified staff, or both, including custodial staff, who provide direct services to students at selected schools and the criteria used to determine which schools require additional staffing support.

- In the event that an additional concentration grant add-on is not sufficient to increase staff providing direct services to students at a school with an enrollment of unduplicated students that is greater than 55 percent, the LEA must describe how it is using the funds to retain staff providing direct services to students at a school with an enrollment of unduplicated students that is greater than 55 percent.

Complete the table as follows:

- Provide the staff-to-student ratio of classified staff providing direct services to students with a concentration of unduplicated students that is 55 percent or less and the staff-to-student ratio of classified staff providing direct services to students at schools with a concentration of unduplicated students that is greater than 55 percent, as applicable to the LEA.
    - The LEA may group its schools by grade span (Elementary, Middle/Junior High, and High Schools), as applicable to the LEA.
    - The staff-to-student ratio must be based on the number of full-time equivalent (FTE) staff and the number of enrolled students as counted on the first Wednesday in October of each year.
- Provide the staff-to-student ratio of certificated staff providing direct services to students at schools with a concentration of unduplicated students that is 55 percent or less and the staff-to-student ratio of certificated staff providing direct services to students at schools with a concentration of unduplicated students that is greater than 55 percent, as applicable to the LEA.
    - The LEA may group its schools by grade span (Elementary, Middle/Junior High, and High Schools), as applicable to the LEA.
    - The staff-to-student ratio must be based on the number of FTE staff and the number of enrolled students as counted on the first Wednesday in October of each year.

Action Tables

Complete the Total Planned Expenditures Table for each action in the LCAP. The information entered into this table will automatically populate the other Action Tables. Information is only entered into the Total Planned Expenditures Table, the Annual Update Table, the Contributing Actions Annual Update Table, and the LCFF Carryover Table. The word “input” has been added to column headers to aid in identifying the column(s) where information will be entered. Information is not entered on the remaining Action tables.

The following tables are required to be included as part of the LCAP adopted by the local governing board or governing body:

- Table 1: Total Planned Expenditures Table (for the coming LCAP Year)
- Table 2: Contributing Actions Table (for the coming LCAP Year)
- Table 3: Annual Update Table (for the current LCAP Year)
- Table 4: Contributing Actions Annual Update Table (for the current LCAP Year)
- Table 5: LCFF Carryover Table (for the current LCAP Year)

Note: The coming LCAP Year is the year that is being planned for, while the current LCAP year is the current year of implementation. For example, when developing the 2024–25 LCAP, 2024–25 will be the coming LCAP Year and 2023–24 will be the current LCAP Year.

Total Planned Expenditures Table

In the Total Planned Expenditures Table, input the following information for each action in the LCAP for that applicable LCAP year:

- **LCAP Year**: Identify the applicable LCAP Year.
- **1. Projected LCFF Base Grant**: Provide the total amount estimated LCFF entitlement for the coming school year, excluding the supplemental and concentration grants and the add-ons for the Targeted Instructional Improvement Block Grant program, the former Home-to-School Transportation program, and the Small School District Transportation program, pursuant to 5 *CCR* Section 15496(a)(8). Note that the LCFF Base Grant for purposes of the LCAP also includes the Necessary Small Schools and Economic Recovery Target allowances for school districts, and County Operations Grant for COEs.

  See *EC* sections 2574 (for COEs) and 42238.02 (for school districts and charter schools), as applicable, for LCFF entitlement calculations.
- **2. Projected LCFF Supplemental and/or Concentration Grants:** Provide the total amount of LCFF supplemental and concentration grants estimated on the basis of the number and concentration of unduplicated students for the coming school year.
- **3. Projected Percentage to Increase or Improve Services for the Coming School Year:** This percentage will not be entered; it is calculated based on the Projected LCFF Base Grant and the Projected LCFF Supplemental and/or Concentration Grants, pursuant to 5 *CCR* Section 15496(a)(8). This is the percentage by which services for unduplicated pupils must be increased or improved as compared to the services provided to all students in the coming LCAP year.
- **LCFF Carryover — Percentage:** Specify the LCFF Carryover — Percentage identified in the LCFF Carryover Table from the prior LCAP year. If a carryover percentage is not identified in the LCFF Carryover Table, specify a percentage of zero (0.00%).
- **Total Percentage to Increase or Improve Services for the Coming School Year:** This percentage will not be entered; it is calculated based on the Projected Percentage to Increase or Improve Services for the Coming School Year and the LCFF Carryover —

Percentage. ***This is the percentage by which the LEA must increase or improve services for unduplicated pupils as compared to the services provided to all students in the coming LCAP year.***

- **Goal #**: Enter the LCAP Goal number for the action.
- **Action #**: Enter the action's number as indicated in the LCAP Goal.
- **Action Title**: Provide a title of the action.
- **Student Group(s)**: Indicate the student group or groups who will be the primary beneficiary of the action by entering "All," or by entering a specific student group or groups.
- **Contributing to Increased or Improved Services?:** Type "Yes" if the action **is** included as contributing to meeting the increased or improved services requirement; OR, type "No" if the action is **not** included as contributing to meeting the increased or improved services requirement.
- If "Yes" is entered into the Contributing column, then complete the following columns:
    - **Scope**: The scope of an action may be LEA-wide (i.e., districtwide, countywide, or charterwide), schoolwide, or limited. An action that is LEA-wide in scope upgrades the entire educational program of the LEA. An action that is schoolwide in scope upgrades the entire educational program of a single school. An action that is limited in its scope is an action that serves only one or more unduplicated student groups.
    - **Unduplicated Student Group(s)**: Regardless of scope, contributing actions serve one or more unduplicated student groups. Indicate one or more unduplicated student groups for whom services are being increased or improved as compared to what all students receive.
    - **Location**: Identify the location where the action will be provided. If the action is provided to all schools within the LEA, the LEA must indicate "All Schools." If the action is provided to specific schools within the LEA or specific grade spans only, the LEA must enter "Specific Schools" or "Specific Grade Spans." Identify the individual school or a subset of schools or grade spans (e.g., all high schools or grades transitional kindergarten through grade five), as appropriate.
- **Time Span**: Enter "ongoing" if the action will be implemented for an indeterminate period of time. Otherwise, indicate the span of time for which the action will be implemented. For example, an LEA might enter "1 Year," or "2 Years," or "6 Months."
- **Total Personnel**: Enter the total amount of personnel expenditures utilized to implement this action.
- **Total Non-Personnel**: This amount will be automatically calculated based on information provided in the Total Personnel column and the Total Funds column.

- **LCFF Funds**: Enter the total amount of LCFF funds utilized to implement this action, if any. LCFF funds include all funds that make up an LEA's total LCFF target (i.e., base grant, grade span adjustment, supplemental grant, concentration grant, Targeted Instructional Improvement Block Grant, and Home-To-School Transportation).
    - **Note:** For an action to contribute towards meeting the increased or improved services requirement, it must include some measure of LCFF funding. The action may also include funding from other sources, however the extent to which an action contributes to meeting the increased or improved services requirement is based on the LCFF funding being used to implement the action.
- **Other State Funds**: Enter the total amount of Other State Funds utilized to implement this action, if any.
    - **Note:** Equity Multiplier funds must be included in the "Other State Funds" category, not in the "LCFF Funds" category. As a reminder, Equity Multiplier funds must be used to supplement, not supplant, funding provided to Equity Multiplier schoolsites for purposes of the LCFF, the ELO-P, the LCRS, and/or the CCSPP. This means that Equity Multiplier funds must not be used to replace funding that an Equity Multiplier schoolsite would otherwise receive to implement LEA-wide actions identified in the LEA's LCAP or that an Equity Multiplier schoolsite would otherwise receive to implement provisions of the ELO-P, the LCRS, and/or the CCSPP.
- **Local Funds**: Enter the total amount of Local Funds utilized to implement this action, if any.
- **Federal Funds**: Enter the total amount of Federal Funds utilized to implement this action, if any.
- **Total Funds**: This amount is automatically calculated based on amounts entered in the previous four columns.
- **Planned Percentage of Improved Services**: For any action identified as contributing, being provided on a Limited basis to unduplicated students, and that does not have funding associated with the action, enter the planned quality improvement anticipated for the action as a percentage rounded to the nearest hundredth (0.00%). A limited action is an action that only serves foster youth, English learners, and/or low-income students.
    - As noted in the instructions for the Increased or Improved Services section, when identifying a Planned Percentage of Improved Services, the LEA must describe the methodology that it used to determine the contribution of the action towards the proportional percentage. The percentage of improved services for an action corresponds to the amount of LCFF funding that the LEA estimates it would expend to implement the action if it were funded.

      For example, an LEA determines that there is a need to analyze data to ensure that instructional aides and expanded learning providers know what targeted supports to provide to students who are foster youth. The LEA could implement this action by hiring additional staff to collect and analyze data and to coordinate supports for students, which, based on the LEA's current pay scale, the LEA estimates would cost $165,000. Instead, the LEA chooses to utilize a portion of existing staff time to analyze data relating to students who are foster youth. This analysis will then be shared with site principals who will use the data to coordinate services provided by instructional assistants and expanded learning providers to target support to students. In this example, the LEA would divide the estimated cost of $165,000 by the amount of LCFF Funding identified in the Data Entry Table and then convert the quotient to a percentage. This percentage is the Planned Percentage of Improved Services for the action.

Contributing Actions Table

As noted above, information will not be entered in the Contributing Actions Table; however, the 'Contributing to Increased or Improved Services?' column will need to be checked to ensure that only actions with a "Yes" are displaying. If actions with a "No" are displayed or if actions that are contributing are not displaying in the column, use the drop-down menu in the column header to filter only the "Yes" responses.

Annual Update Table

In the Annual Update Table, provide the following information for each action in the LCAP for the relevant LCAP year:

- **Estimated Actual Expenditures**: Enter the total estimated actual expenditures to implement this action, if any.

Contributing Actions Annual Update Table

In the Contributing Actions Annual Update Table, check the 'Contributing to Increased or Improved Services?' column to ensure that only actions with a "Yes" are displaying. If actions with a "No" are displayed or if actions that are contributing are not displaying in the column, use the drop-down menu in the column header to filter only the "Yes" responses. Provide the following information for each contributing action in the LCAP for the relevant LCAP year:

- **6. Estimated Actual LCFF Supplemental and/or Concentration Grants:** Provide the total amount of LCFF supplemental and concentration grants estimated based on the number and concentration of unduplicated students in the current school year.
- **Estimated Actual Expenditures for Contributing Actions**: Enter the total estimated actual expenditure of LCFF funds used to implement this action, if any.
- **Estimated Actual Percentage of Improved Services:** For any action identified as contributing, being provided on a Limited basis only to unduplicated students, and that does not have funding associated with the action, enter the total estimated actual quality improvement anticipated for the action as a percentage rounded to the nearest hundredth (0.00%).
    - Building on the example provided above for calculating the Planned Percentage of Improved Services, the LEA in the example implements the action. As part of the annual update process, the LEA reviews implementation and student outcome data and determines that the action was implemented with fidelity and that outcomes for foster youth students improved. The LEA reviews the original estimated cost for the action and determines that had it hired additional staff to collect and analyze data and to coordinate supports for students that estimated actual cost would have been $169,500 due to a cost of living adjustment. The LEA would divide the estimated actual cost of $169,500 by the amount of LCFF Funding identified in the Data Entry Table and then convert the quotient to a percentage. This percentage is the Estimated Actual Percentage of Improved Services for the action.

LCFF Carryover Table

- **9. Estimated Actual LCFF Base Grant**: Provide the total amount of estimated LCFF Target Entitlement for the current school year, excluding the supplemental and concentration grants and the add-ons for the Targeted Instructional Improvement Block Grant program,

the former Home-to-School Transportation program, and the Small School District Transportation program, pursuant to 5 *CCR* Section 15496(a)(8). Note that the LCFF Base Grant for purposes of the LCAP also includes the Necessary Small Schools and Economic Recovery Target allowances for school districts, and County Operations Grant for COEs. See *EC* sections 2574 (for COEs) and 42238.02 (for school districts and charter schools), as applicable, for LCFF entitlement calculations.

- **10. Total Percentage to Increase or Improve Services for the Current School Year:** This percentage will not be entered. The percentage is calculated based on the amounts of the Estimated Actual LCFF Base Grant (9) and the Estimated Actual LCFF Supplemental and/or Concentration Grants (6), pursuant to 5 *CCR* Section 15496(a)(8), plus the LCFF Carryover – Percentage from the prior year. This is the percentage by which services for unduplicated pupils must be increased or improved as compared to the services provided to all students in the current LCAP year.

Calculations in the Action Tables

To reduce the duplication of effort of LEAs, the Action Tables include functionality such as pre-population of fields and cells based on the information provided in the Data Entry Table, the Annual Update Summary Table, and the Contributing Actions Table. For transparency, the functionality and calculations used are provided below.

Contributing Actions Table

- **4. Total Planned Contributing Expenditures (LCFF Funds)**
    - This amount is the total of the Planned Expenditures for Contributing Actions (LCFF Funds) column.
- **5. Total Planned Percentage of Improved Services**
    - This percentage is the total of the Planned Percentage of Improved Services column.
- **Planned Percentage to Increase or Improve Services for the coming school year (4 divided by 1, plus 5)**
    - This percentage is calculated by dividing the Total Planned Contributing Expenditures (4) by the Projected LCFF Base Grant (1), converting the quotient to a percentage, and adding it to the Total Planned Percentage of Improved Services (5).

Contributing Actions Annual Update Table

Pursuant to *EC* Section 42238.07(c)(2), if the Total Planned Contributing Expenditures (4) is less than the Estimated Actual LCFF Supplemental and Concentration Grants (6), the LEA is required to calculate the difference between the Total Planned Percentage of Improved Services (5) and the Total Estimated Actual Percentage of Improved Services (7). If the Total Planned Contributing Expenditures (4) is equal to or greater than the Estimated Actual LCFF Supplemental and Concentration Grants (6), the Difference Between Planned and Estimated Actual Percentage of Improved Services will display “Not Required.”

- **6. Estimated Actual LCFF Supplemental and Concentration Grants**

- This is the total amount of LCFF supplemental and concentration grants the LEA estimates it will actually receive based on the number and concentration of unduplicated students in the current school year.

- **4. Total Planned Contributing Expenditures (LCFF Funds)**
  - This amount is the total of the Last Year's Planned Expenditures for Contributing Actions (LCFF Funds).
- **7. Total Estimated Actual Expenditures for Contributing Actions**
  - This amount is the total of the Estimated Actual Expenditures for Contributing Actions (LCFF Funds).
- **Difference Between Planned and Estimated Actual Expenditures for Contributing Actions (Subtract 7 from 4)**
  - This amount is the Total Estimated Actual Expenditures for Contributing Actions (7) subtracted from the Total Planned Contributing Expenditures (4).
- **5. Total Planned Percentage of Improved Services (%)**
  - This amount is the total of the Planned Percentage of Improved Services column.
- **8. Total Estimated Actual Percentage of Improved Services (%)**
  - This amount is the total of the Estimated Actual Percentage of Improved Services column.
- **Difference Between Planned and Estimated Actual Percentage of Improved Services (Subtract 5 from 8)**
  - This amount is the Total Planned Percentage of Improved Services (5) subtracted from the Total Estimated Actual Percentage of Improved Services (8).

LCFF Carryover Table

- **10. Total Percentage to Increase or Improve Services for the Current School Year (6 divided by 9 plus Carryover %)**
  - This percentage is the Estimated Actual LCFF Supplemental and/or Concentration Grants (6) divided by the Estimated Actual LCFF Base Grant (9) plus the LCFF Carryover – Percentage from the prior year.
- **11. Estimated Actual Percentage of Increased or Improved Services (7 divided by 9, plus 8)**
  - This percentage is the Total Estimated Actual Expenditures for Contributing Actions (7) divided by the LCFF Funding (9), then converting the quotient to a percentage and adding the Total Estimated Actual Percentage of Improved Services (8).
- **12. LCFF Carryover — Dollar Amount LCFF Carryover (Subtract 11 from 10 and multiply by 9)**

- If the Estimated Actual Percentage of Increased or Improved Services (11) is less than the Estimated Actual Percentage to Increase or Improve Services (10), the LEA is required to carry over LCFF funds.

  The amount of LCFF funds is calculated by subtracting the Estimated Actual Percentage to Increase or Improve Services (11) from the Estimated Actual Percentage of Increased or Improved Services (10) and then multiplying by the Estimated Actual LCFF Base Grant (9). This amount is the amount of LCFF funds that is required to be carried over to the coming year.

- **13. LCFF Carryover — Percentage (12 divided by 9)**

  - This percentage is the unmet portion of the Percentage to Increase or Improve Services that the LEA must carry over into the coming LCAP year. The percentage is calculated by dividing the LCFF Carryover (12) by the LCFF Funding (9).

California Department of Education
November 2024