Academic Dashboard – State Assessments

As of 8/28/2026

Building Scores

	2022-2023	2023-2024	2024-2025
PHES	57.6	▲ 68.4	▼ 55.7
Linton	55.9	▲ 65.2	▼ 55.8
PHHS	54.5	▲ 57.5	▲ 68.9

Attendance Comparison Information Coming Soon

2024-26 Assessment Results

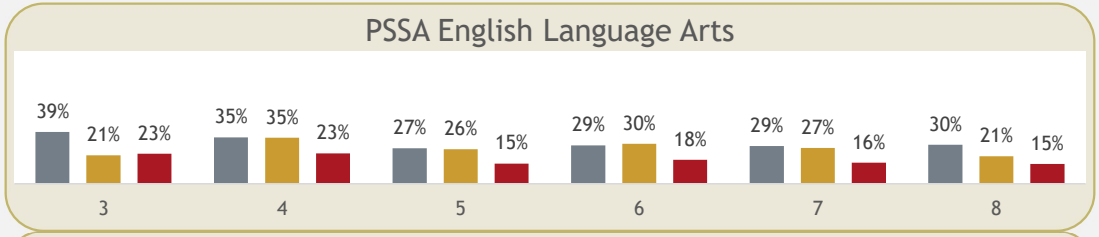

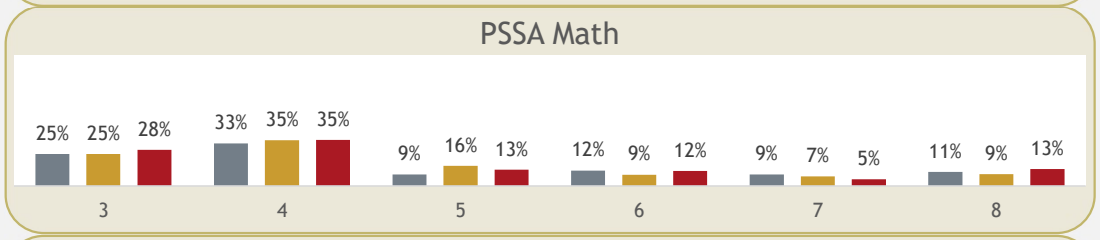

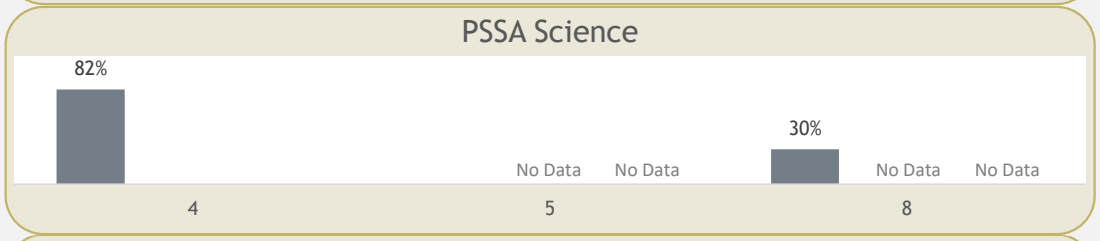

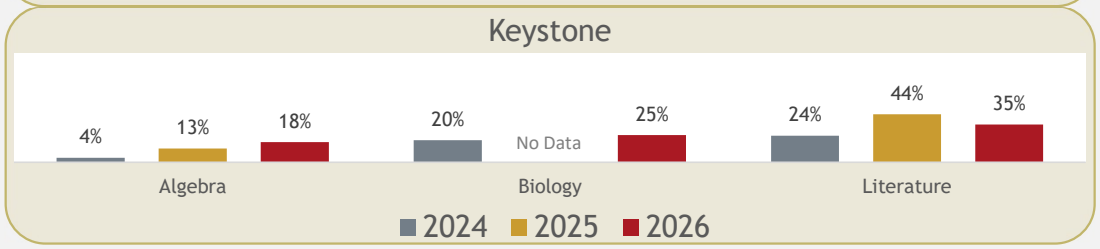

Cohort Comparison Information Coming Soon

Academic Dashboard | State Assessments

Student Growth - PVAAS

PSSA Math	22-23	23-24	24-25	25-26
4th Grade				
5th Grade				
6th Grade				
7th Grade				
8th Grade				

PSSA ELA	22-23	23-24	24-25	25-26
4th Grade				
5th Grade				
6th Grade				
7th Grade				
8th Grade				

Keystone	22-23	23-24	24-25	25-26
Algebra I				
Biology				
Literature				

- Significant evidence that the LEA/district exceeded the growth standard.
- Moderate evidence that the LEA/district exceeded the growth standard.
- Evidence that the LEA/district met the growth standard.
- Moderate evidence that the LEA/district did not meet the growth standard.
- Significant evidence that the LEA/district did not meet the growth standard.

As of 8/28/2026

Academic Dashboard | Local Assessments(aimsweb PLUS)

2026-2027 School Year

**The graphs represent the percentage of students who scored at or above the 40th percentile nationally*

Screening Windows

- **September**-8/31/26 to 9/11/2026
- **November**-10/26/26 to 11/26/2026
- **April**- 4/5/2027 to 4/16/2027

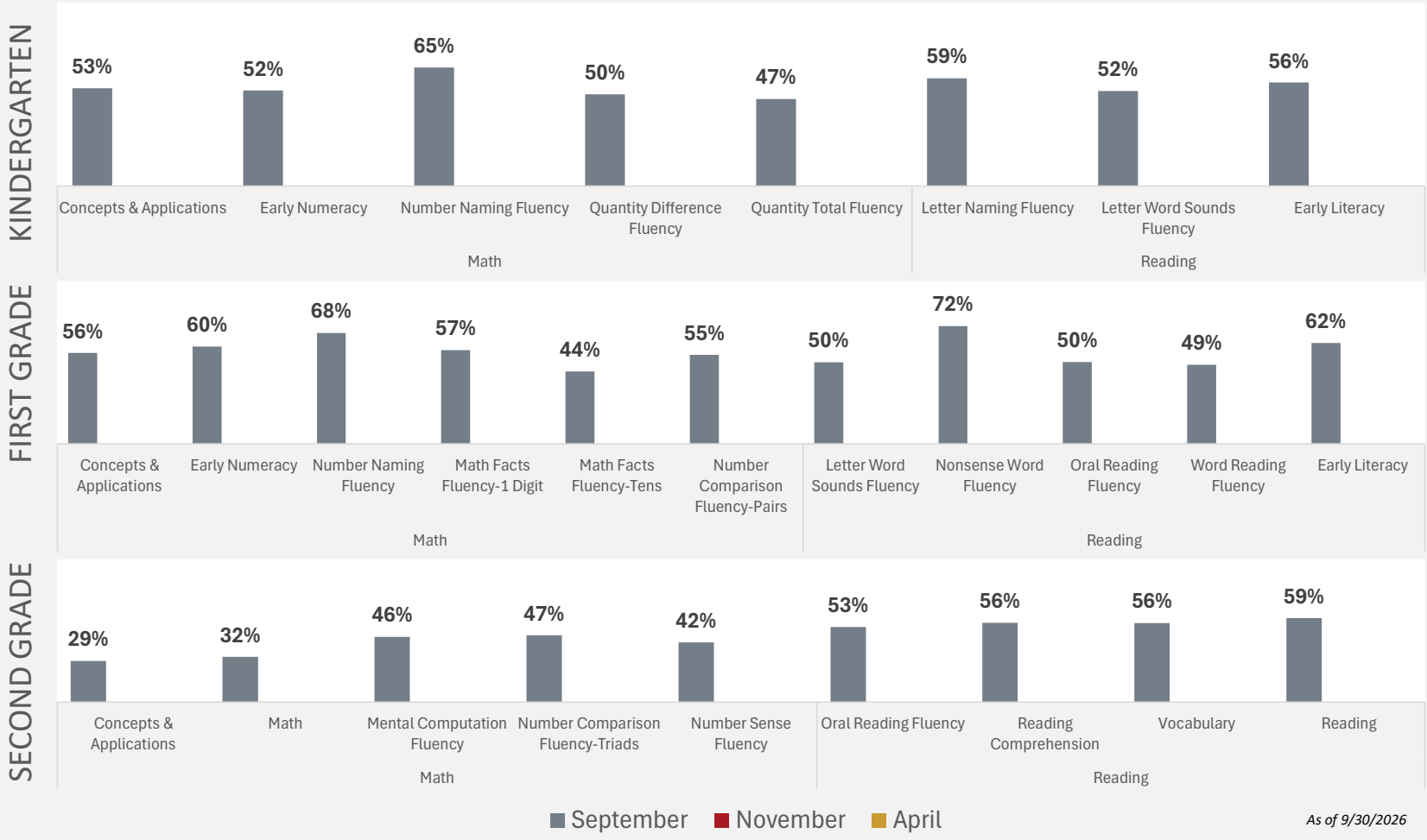

As of 9/30/2026

Academic Dashboard | Local Assessments(aimsweb PLUS)

*The graphs represent the percentage of students who scored at or above the 40th percentile nationally

- K: Letter naming and sounds; number naming, counting, and math concepts.
- Grade 1: Reading fluency; number comparison, math facts, and math concepts.
- Grade 2: Reading fluency, vocabulary, and comprehension; number comparison, mental computation, and math applications.

Screening Windows

- **September**-8/31/26 to 9/11/2026
- **November**-10/26/26 to 11/26/2026
- **April**- 4/5/2027 to 4/16/2027

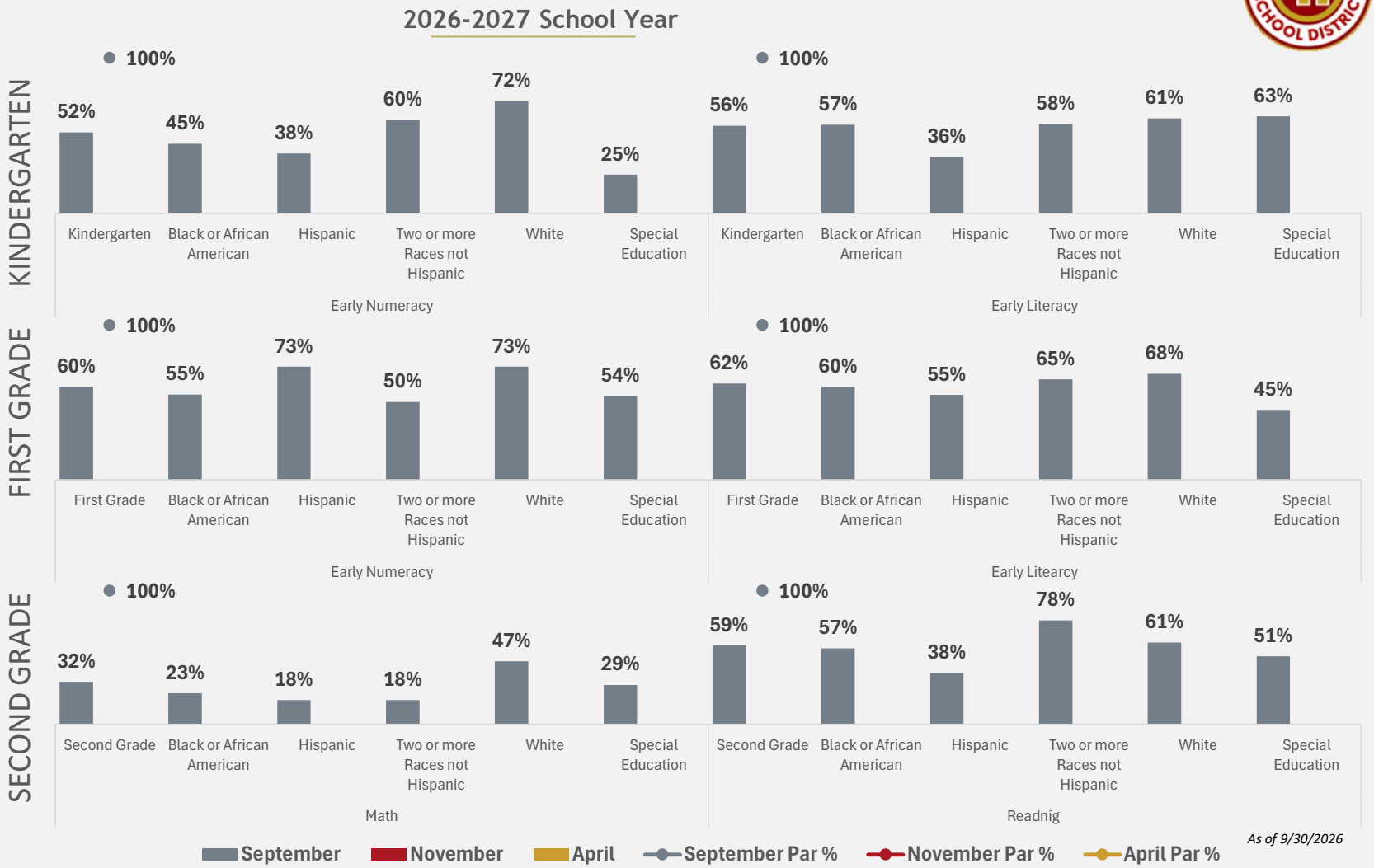

Academic Dashboard | Local Assessments(Star)

2026-2027 School Year

Static State Benchmark: Compares current performance with a fixed end-of-year proficiency target.

Screening Windows

- **September**-8/31/26 to 9/11/2026
- **November**-10/26/26 to 11/26/2026
- **April**- 4/5/2027 to 4/16/2027

Time-Adjusted State Benchmark: Indicates whether students are on track to meet end-of-year proficiency, accounting for expected growth and the time remaining before the state assessment.

- *The lines represent: the Participation Rate during the Screening Window*

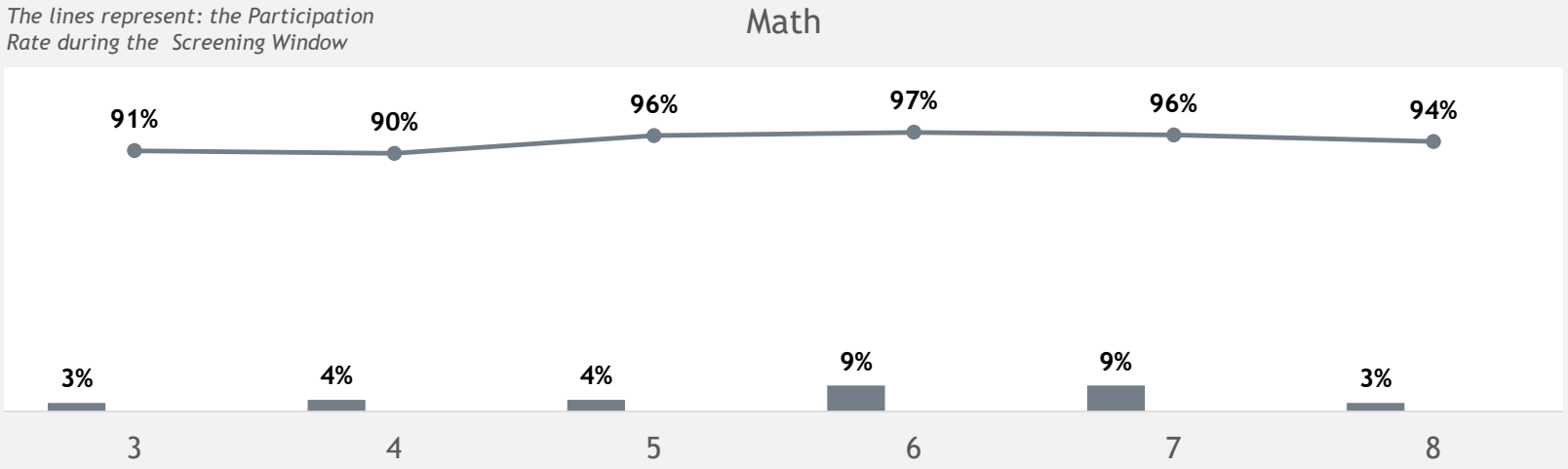

- *The bars represent: STAR Math-Percentage of students scoring Proficient or Advanced*

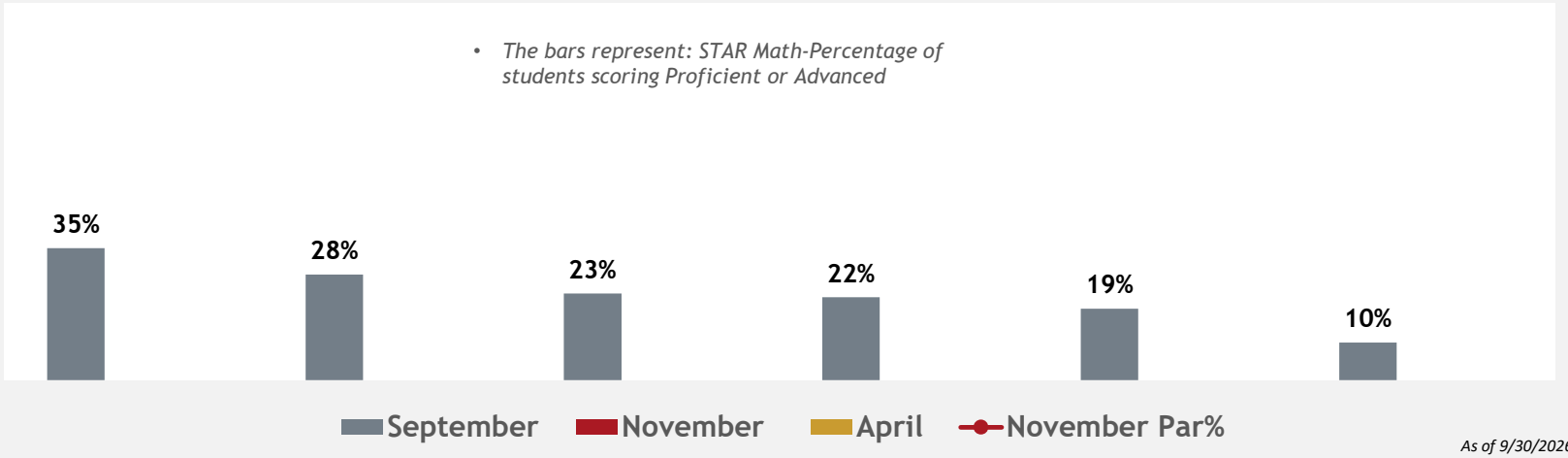

As of 9/30/2026

Academic Dashboard | Local Assessments(Star)

2026-2027 School Year

Static State Benchmark: Compares current performance with a fixed end-of-year proficiency target.

Screening Windows

- **September**-8/31/26 to 9/11/2026
- **November**-10/26/26 to 11/26/2026
- **April**- 4/5/2027 to 4/16/2027

Time-Adjusted State Benchmark: Indicates whether students are on track to meet end-of-year proficiency, accounting for expected growth and the time remaining before the state assessment.

- *The lines represent: the Participation Rate during the Screening Window*

Reading

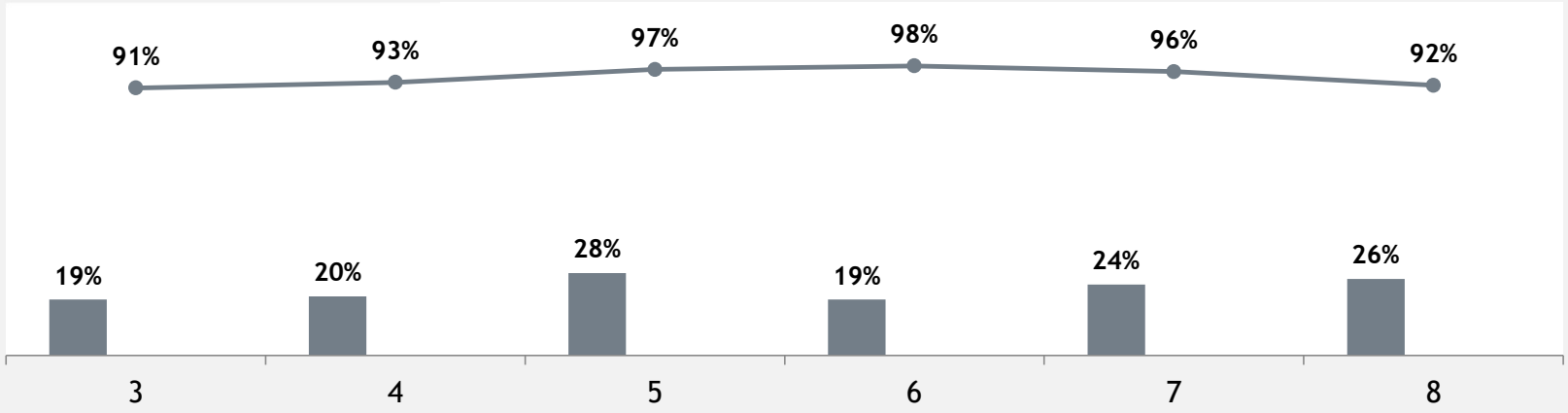

- *The bars represent: STAR Math-Percentage of students scoring Proficient or Advanced*

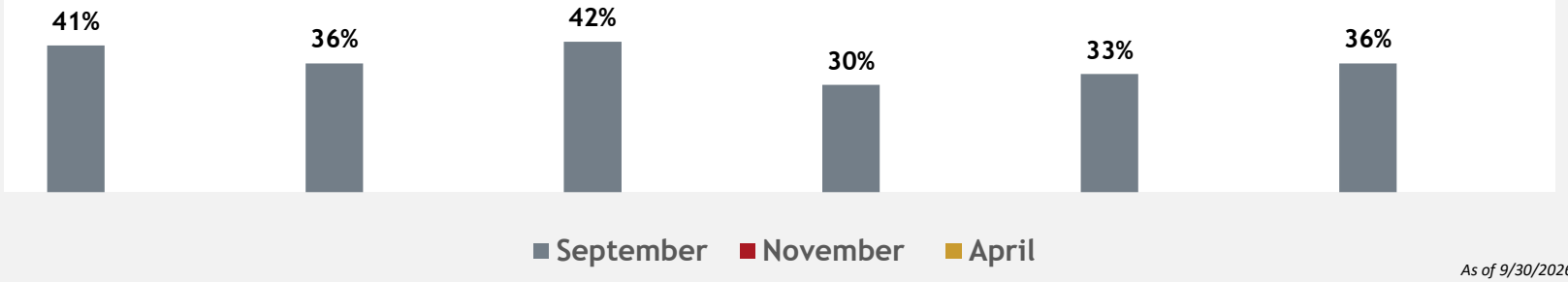

As of 9/30/2026

Academic Dashboard | Local Assessments(Star-Subgroup Comparison)

2026-2027 School Year

Static State Benchmark: Compares current performance with a fixed end-of-year proficiency target.

Screening Windows

- **September**-8/31/26 to 9/11/2026
- **November**-10/26/26 to 11/26/2026
- **April**- 4/5/2027 to 4/16/2027

- *The bars represent: STAR Math-Percentage of students scoring Proficient or Advanced*

Star Math - Subgroup - Percentage At/Above Benchmark

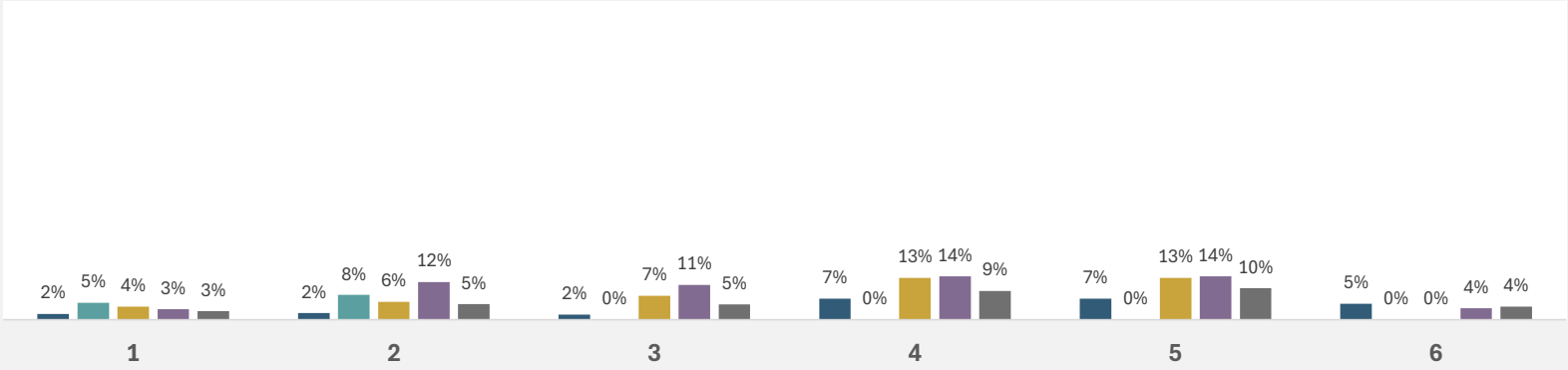

Star Reading - Subgroup - Percentage At/Above Benchmark

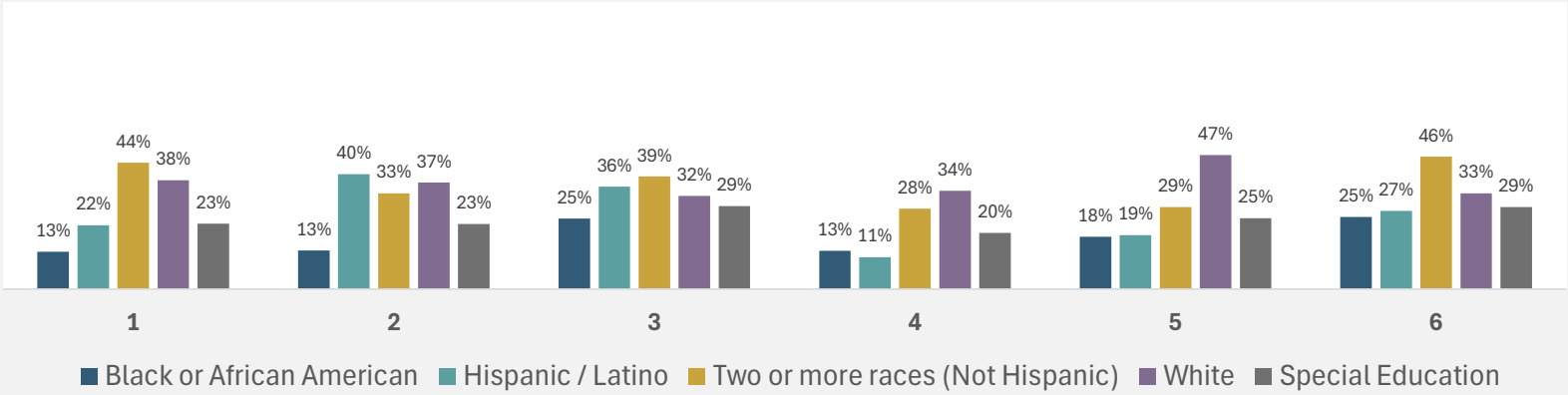

As of 9/30/2026

Academic Dashboard | Local Assessments(CDT)

2026-2027 School Year

KEYSTONE COURSES

CDT-Literature

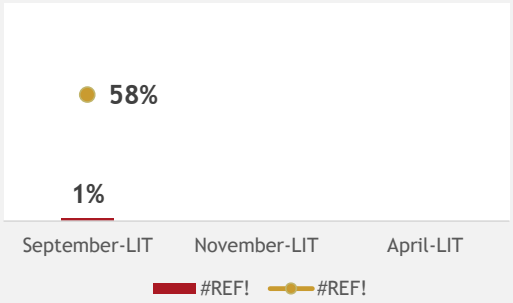

CDT-Writing

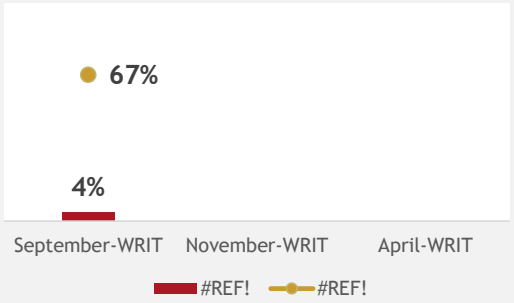

CDT-Algebra I

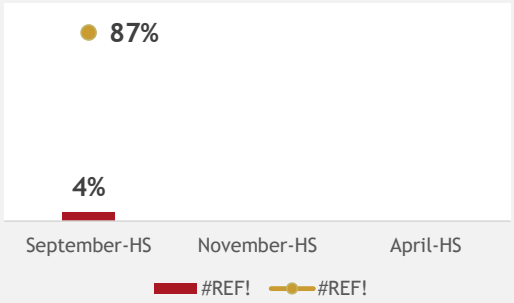

CDT-Biology

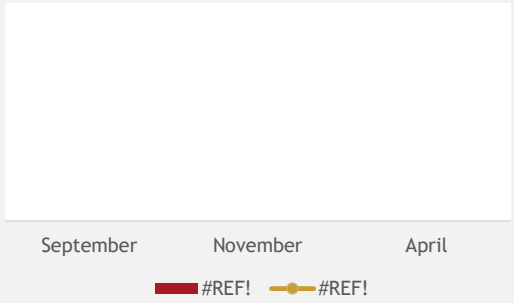

NON-KEYSTONE COURSES

CDT-Literature

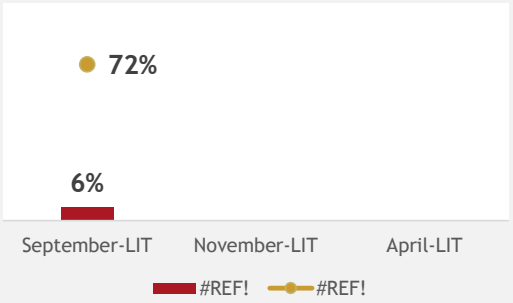

CDT-Writing

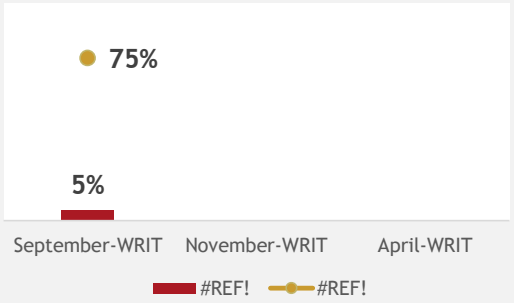

CDT-Algebra I

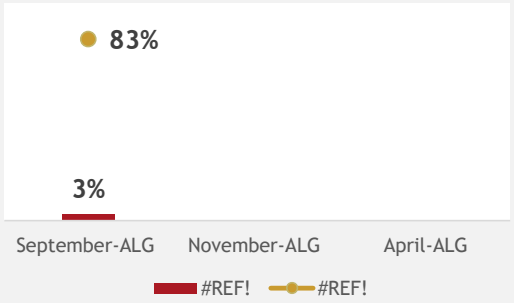

Screening Windows

- **September**-8/31/26 to 9/11/2026
- **November**-10/26/26 to 11/26/2026
- **April**- 4/5/2027 to 4/16/2027

CDT scores represent the percentage of students scoring Green or Blue. According to Data Recognition Corporation, a score of Green or Blue indicates, "Strengths to Build On". The participation rate is listed above each screening window.

As of 9/30/2026

Academic Dashboard | Local Assessments(CDT - Subgroup Comparison)

2026-2027 School Year

KEYSTONE COURSES

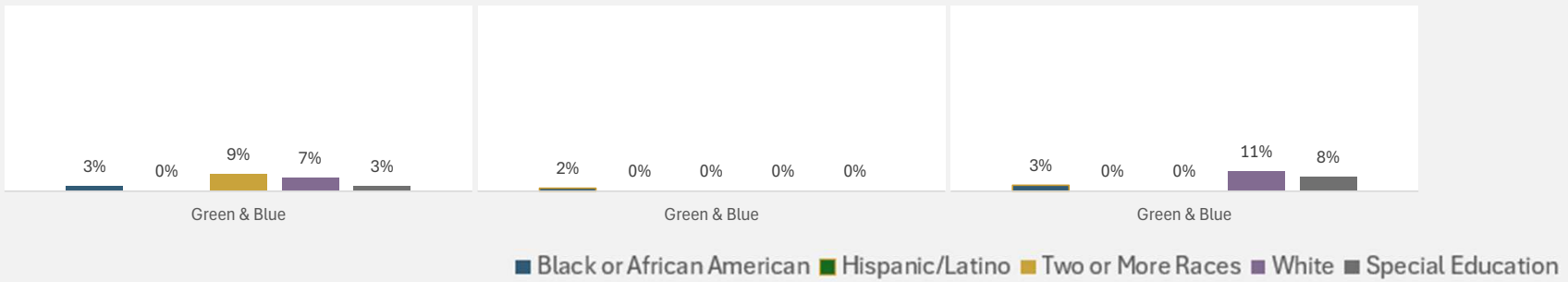

NON-KEYSTONE COURSES

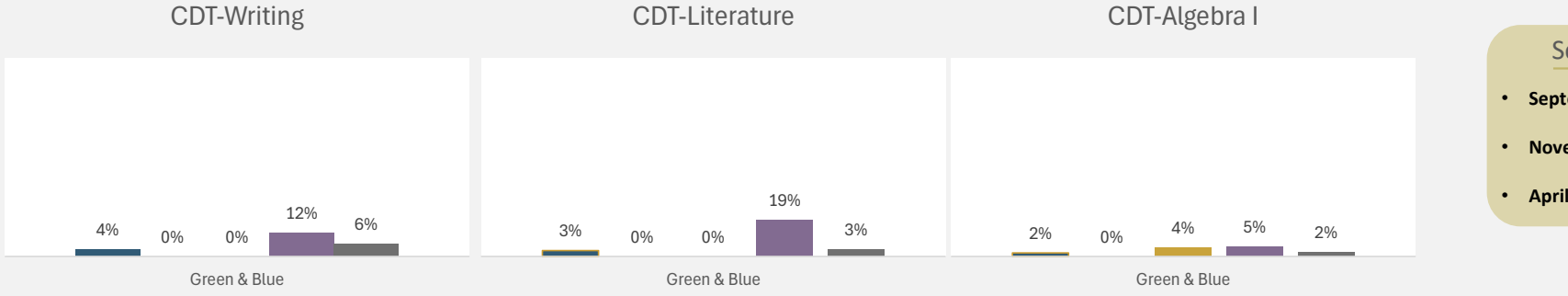

Screening Windows

- **September**-8/31/26 to 9/11/2026
- **November**-10/26/26 to 11/26/2026
- **April**- 4/5/2027 to 4/16/2027

CDT scores represent the percentage of students scoring Green or Blue. According to Data Recognition Corporation, a score of Green or Blue indicates, "Strengths to Build On". The participation rate is listed above each screening window.

As of 9/30/2026

Academic Dashboard | Local Assessments(Star & CDT)

2026-2027 School Year

Attendance & Cohort Comparison Information Coming Soon

Academic Dashboard | Advanced Placement

2025-26 AP Exam Scores by Course

**Courses with five or fewer exams are excluded from the graph*

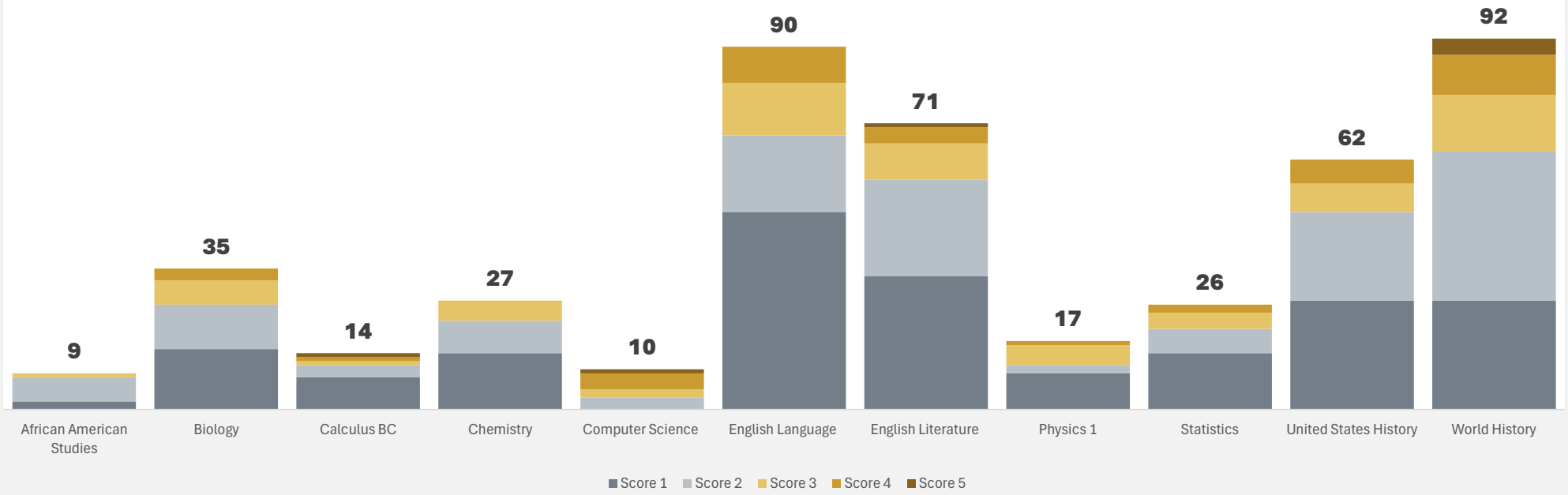

227

Students took at least one AP exam

55

Students earned a 3+ on at least one exam

27

Students earned a 3+ on every exam they took

As of 9/25/2026

Academic Dashboard | AP & Dual Enrollment

2026-2027 School Year

Dual Enrollment Information Coming Soon

Students Currently Enrolled in AP Courses

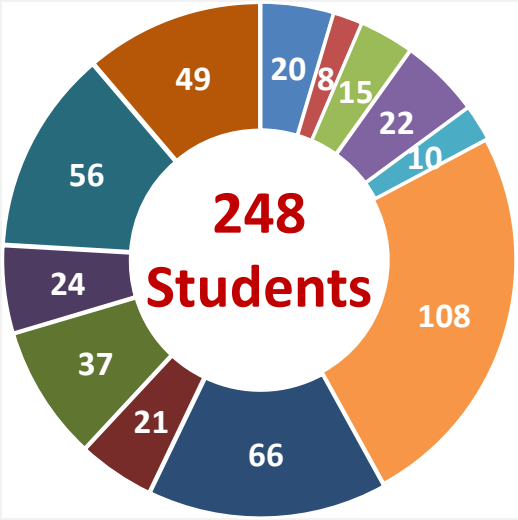

AP AFRICAN-AMERICAN STUDIES
AP BIOLOGY (LAB)
AP CALCULUS (BC)
AP CHEMISTRY (LAB)
AP COMPUTER SCIENCE PRINCIPLES
AP ENGLISH LANG & COMP
AP ENGLISH LITERATURE
AP PHYSICS
AP PSYCHOLOGY
AP STATISTICS
AP US HISTORY
AP WORLD HISTORY

There are 248 students enrolled across 12 courses.

As of 9/25/2026

Academic Dashboard | PHORGE/Industry Credentials

PHORGE Enrollment-Grades 11-12

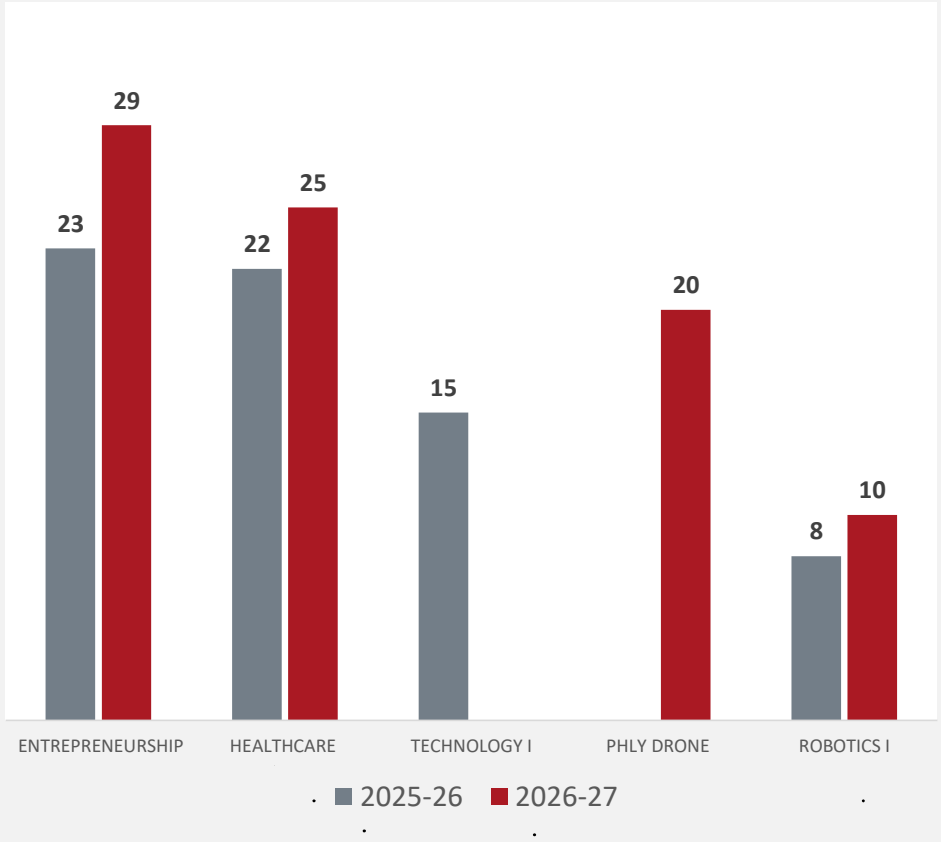

Industry Credentials Earned

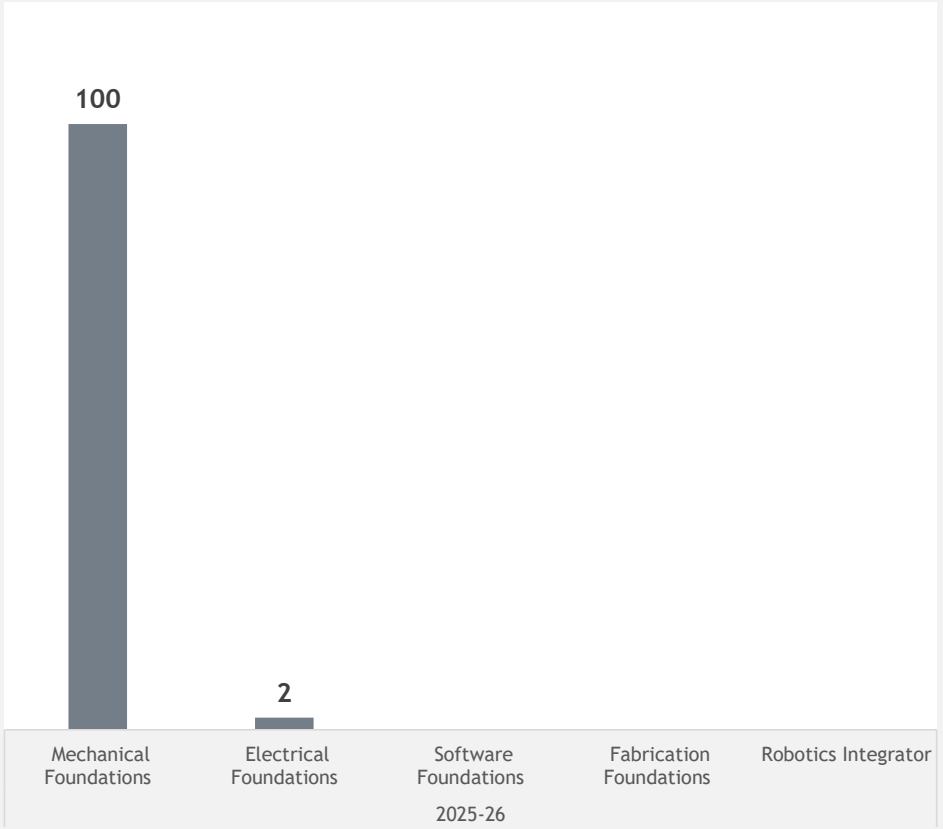

As of 9/30/2026

Academic Dashboard | Graduation Information

Penn Hills Class of 2026 Post High School Plans

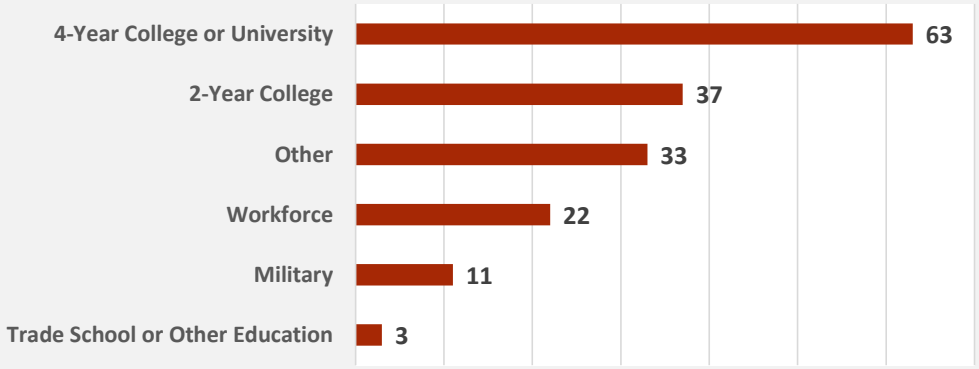

2025-2026 Graduates

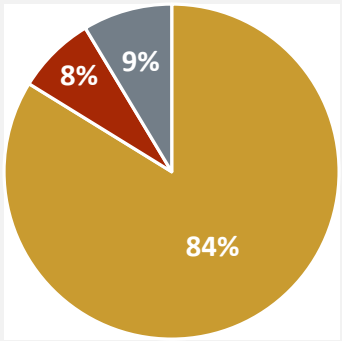

Graduated Active Non-Graduate

As of 10/12/2026

Pathway to Graduation Information for the 2026-27 SY Coming Soon

Senior On-Track to Graduate Information for the 2026-27 SY Coming Soon