PENN HILLS SCHOOL DISTRICT

Financial Dashboard Report

September 30, 2026

Cash Summary	2027 vs 2026 September 2026	September 2025	Variance
General Fund	$ 42,869,731	$ 46,356,756	$ (3,487,025)
Capital	4,249,170	3,914,624	334,546
Total	$ 47,118,901	$ 50,271,380	$ (3,152,479)

NOTES/OBSERVATIONS:

General Fund Cash Flow

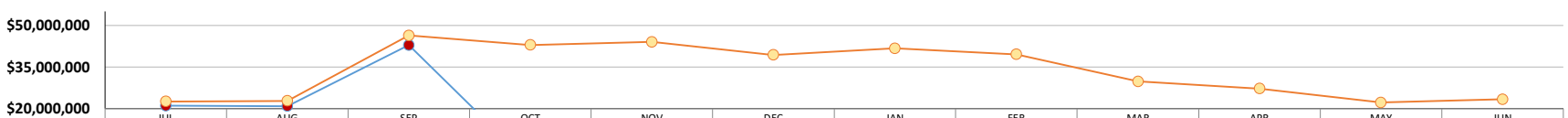

	JUL	AUG	SEP	OCT	NOV	DEC	JAN	FEB	MAR	APR	MAY	JUN
2026/2027	$21,107,220.18	$20,921,246.47	$42,869,731.23									
2025/2026	$22,605,933.00	$22,820,848.00	$46,356,756.00	$42,952,087.21	$44,084,011.32	$39,358,580.82	$41,767,050.28	$39,590,637.38	$29,793,027.95	$27,253,627.64	$22,244,628.46	$23,392,468.32

General Fund Fund Balance	2027 vs 2026 2026	% of Total Exp	2027	% of Total Exp
Nonspendable	$ 590,606	0.59%	$ 590,606	2.44%
Restricted	-	0.00%	$ -	0.00%
Committed	-	0.00%	$ -	0.00%
Assigned	9,396,222	9.32%	$ 9,396,222	38.76%
Unassigned	9,854,150	9.78%	$ 9,854,150	40.65%
Total	$ 19,840,978	19.69%	$ 19,840,978	81.85%

Real Estate Tax Revenue	2026	2027
Assessed	48,079,536	49,525,399
Budgeted	43,144,283	44,505,534
Collected	43,195,857	39,308,693

NOTES/OBSERVATIONS:

Revenue Summary	FY 2026/2027 Budget vs. Actual Budget	Actual	Variance	2025-2026 YTD Actual
RE Taxes	$ 44,808,771	$ 39,308,693	$ (5,500,078)	$ 43,195,857
EIT/LST	5,623,496	1,480,016	(4,143,480)	5,604,336
State Subsidies	49,388,428	9,126,841	(40,261,587)	49,343,871
Federal Subsidies	2,558,728	-	(2,558,728)	2,351,424
Other Revenue	7,471,960	1,202,935	(6,269,026)	6,986,715
Total	$ 109,851,383	$ 51,118,485	$ (58,732,898)	$ 107,482,202

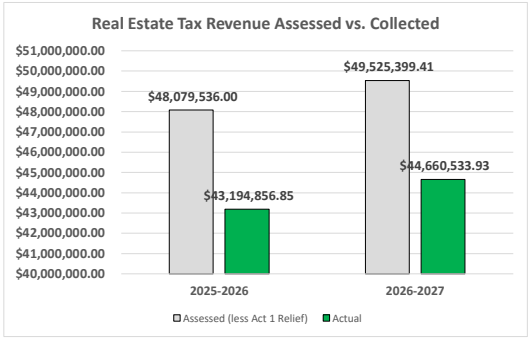

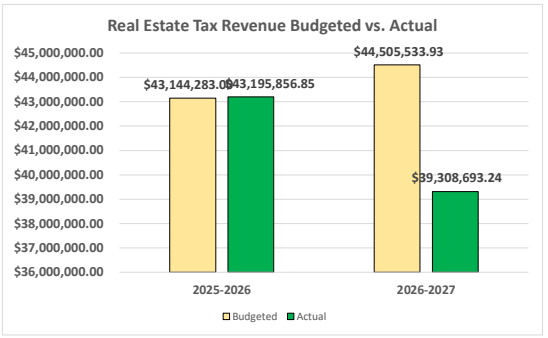

Expenditure Summary	FY 2026/2027 Budget vs. Actual Budget	Actual	Variance	2025-2026 Actual
Instruction (1000s)	$ 65,029,549	$ 13,425,007	$ (51,604,542)	$ 53,897,995
Support Services (2000s)	31,800,951	6,603,474	(25,197,478)	28,573,822
Non-Instructional (3000s)	1,130,484	112,031	(1,018,453)	1,292,577
Facilities (4000s)	-	-	-	-
Debt Service	11,890,398	4,100,988	(7,789,410)	17,005,946
Total	$ 109,851,383	$ 24,241,500	$ (85,609,883)	$ 100,770,340
Surplus		$ 26,876,985		$ 6,711,862

NOTES/OBSERVATIONS:

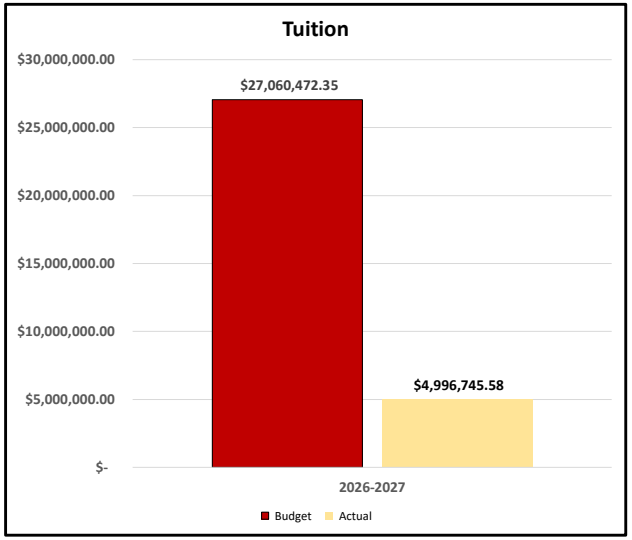

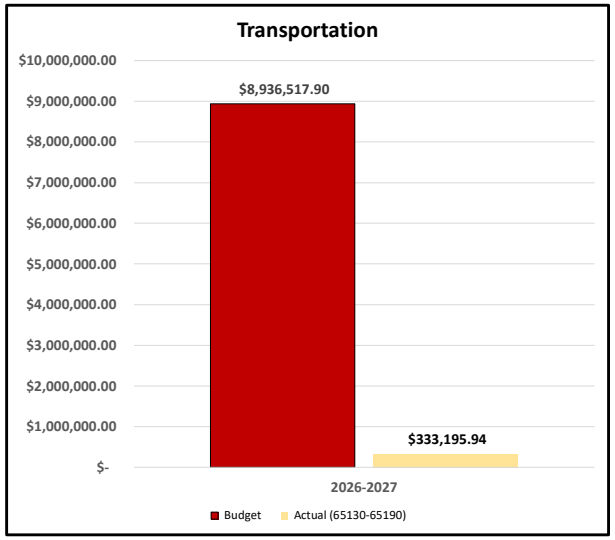

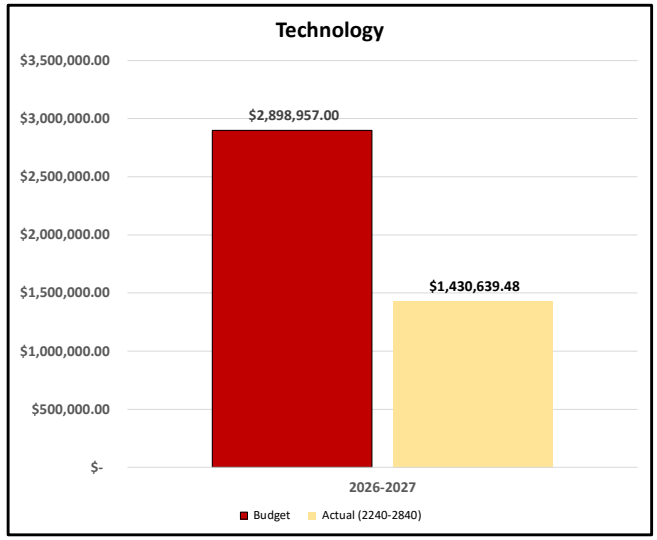

Capital Fund - Additional Information

	Current Month	9/30/2025	6/30/2025
Fund Balance	$ 5,199,335	$ 6,703,258	$ -

Current Projects

Current Projects	Paid	Due
ESCO Project (Constellation)	$ 5,657,816	$ 340,035
Huckestein: Linton Natatorium	$ 198,707	$ -
Engineering & Design	-	
Linton Boiler (Huckestein)		
Unit Vent	-	
BoilerHouse Waterproof	-	
DHW Heater & Tank Replace	-	
Linton Classroom A/C	-	
Linton Book Cases	-	
HW System Filter	-	
Power Center PM	-	
Music Wing HVAC Upgrades	-	
Asbestos Abatement		
Huckestein: (PPH10357/PPH10411)	6,462,464	-
Linton Bathroom	197,013	14,405
Linton Freezer	$205,607.00	186,793
Merit Electrical: Fire Alarms		
Arcon: Linton Pool	1,029,213	-
Total Capital Projects	$ 13,750,820	$ 541,233

Prior Projects

Project Name	Estimated Cost	Paid	Remaining	Notes
First American				
Linton:				
Auditorium HVAC		284,000		
Library/Media HVAC		194,000		
Main Office HVAC	-	375,000		
Kitchen HVAC	-	550,420		
Merit Electrical: L	-	41,220		
Franklin Floors	-	176,017	-	
	-	-	-	
	-	-	-	
	-	-	-	
	-	-	-	
	-	-	-	
Contingency (10%)	-		-	
Subtotal	$ -	$ 1,620,657	$ -	

Capital Fund Notes:

Cash Accounts	
FNB	$ 5,199,335
FNB Capital Grants	
FNB Loan	533,627
	5,732,963
Current Projects	
Outstanding Due	(541,233)
Cash Available	5,191,730
Prior Projects	-
Other Funding Sources:	
PDE Grant Left	-
DCED Grant	-
Other	-
Total Other Sources	-
Remaining Cash Available	$ 5,191,730