OREGON DEPARTMENT OF EDUCATION

Oregon achieves . . . together!

OREGON AT-A-GLANCE DISTRICT PROFILE

North Clackamas SD 12

2024-25

SUPERINTENDENT: Shay James | 12400 SE Freeman Way, Milwaukie 97222 | 503-353-6000

Students We Serve

16,766

Student Enrollment

DEMOGRAPHICS

American Indian/Alaska Native	
Students	<1%
Teachers	<1%
Asian	
Students	13%
Teachers	4%
Black/African American	
Students	3%
Teachers	2%
Hispanic/Latino	
Students	21%
Teachers	8%
Multiracial	
Students	10%
Teachers	3%
Native Hawaiian/Pacific Islander	
Students	1%
Teachers	<1%
White	
Students	53%
Teachers	82%

25% Ever English Learners

75 Languages Spoken

18% Students with Disabilities

12% Mobile Students

25% Students Experiencing Poverty

*<10 students or data unavailable

District Environment

REGULAR ATTENDERS

Students who attended more than 90% of their enrolled school days.

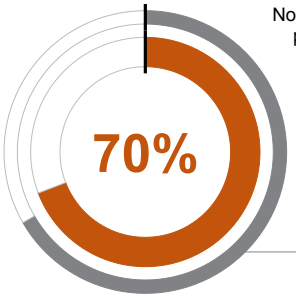

Academic Success

Grade 3 ENGLISH LANGUAGE ARTS

Students meeting state grade-level expectations.

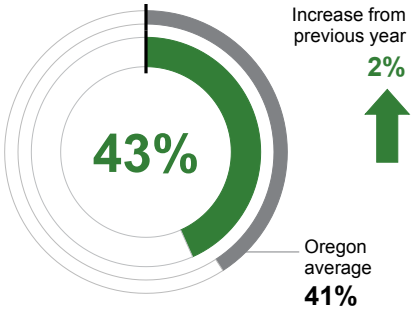

Grade 8 MATHEMATICS

Students meeting state grade-level expectations.

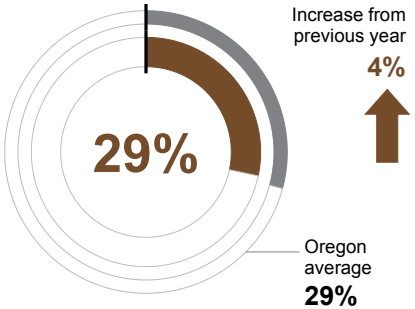

High School Success

ON-TRACK TO GRADUATE

Students earning one-quarter of graduation credits in their 9th grade year.

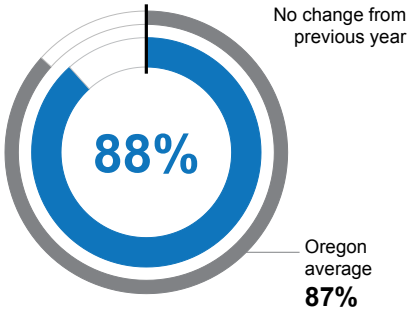

ON-TIME GRADUATION

*Students earning a diploma within four years. Cohort includes students who were first-time ninth graders in 2020-21 graduating in **2023-24**.*

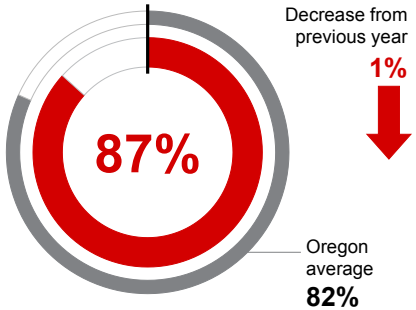

FIVE-YEAR COMPLETION

*Students earning a high school diploma or GED within five years. Cohort Includes students who were first-time ninth graders in 2019-20 finishing in **2023-24**.*

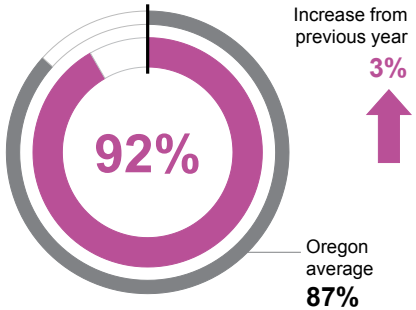

District Goals

*Submission optional for this section.

State Goals

The Oregon Department of Education is partnering with school districts and communities statewide to reach a 90% on-time graduation rate by 2027. Anchored in the pillars of Academic Excellence, Belonging & Wellness, and Accountability, ODE prioritizes evidence-based strategies that strengthen early literacy, improve attendance, and deepen student engagement. We are committed to eliminating opportunity and achievement gaps for historically underserved students. By investing in culturally responsive practices, cultivating inclusive school environments, and fostering a culture of continuous improvement, we can help ensure every student thrives.

District Website: www.nclack.k12.or.us

OREGON DEPARTMENT OF EDUCATION

Oregon achieves . . . together!

OREGON AT-A-GLANCE DISTRICT PROFILE CONTINUED

North Clackamas SD 12

2024-25

Outcomes

Our Staff (rounded FTE)

65 Administrators

879 Teachers

280 Educational assistants

49 Counselors

6 Social Workers

5 Licensed Librarians

22 Psychologists

84% % of licensed teachers with more than 3 years of experience

REGULAR ATTENDERS

American Indian/Alaska Native	43%
Asian	86%
Black/African American	73%
Hispanic/Latino	56%
Multiracial	69%
Native Hawaiian/Pacific Islander	57%
White	71%
Students Experiencing Poverty	52%
Ever English Learner	68%
Students with Disabilities	62%
Migrant	54%
Homeless	20%
Students in Foster Care	62%
Military Connected	64%
Talented and Gifted	84%
Female	69%
Male	70%
Non-Binary	61%

Grade 3 ENGLISH LANGUAGE ARTS

American Indian/Alaska Native	<10 students or data unavailable
Asian	59%
Black/African American	35%
Hispanic/Latino	22%
Multiracial	40%
Native Hawaiian/Pacific Islander	<10 students or data unavailable
White	49%
Students Experiencing Poverty	23%
Ever English Learner	33%
Students with Disabilities	23%
Migrant	<10 students or data unavailable
Homeless	<10 students or data unavailable
Students in Foster Care	<10 students or data unavailable
Military Connected	<10 students or data unavailable
Talented and Gifted	83%
Female	48%
Male	39%
Non-Binary	<10 students or data unavailable

Grade 8 MATHEMATICS

American Indian/Alaska Native	<10 students or data unavailable
Asian	55%
Black/African American	19%
Hispanic/Latino	9%
Multiracial	20%
Native Hawaiian/Pacific Islander	<10 students or data unavailable
White	33%
Students Experiencing Poverty	10%
Ever English Learner	20%
Students with Disabilities	10%
Migrant	<10 students or data unavailable
Homeless	<10 students or data unavailable
Students in Foster Care	<10 students or data unavailable
Military Connected	<10 students or data unavailable
Talented and Gifted	78%
Female	28%
Male	28%
Non-Binary	60%

ON-TRACK TO GRADUATE

American Indian/Alaska Native	<10 students or data unavailable
Asian	>95%
Black/African American	88%
Hispanic/Latino	84%
Multiracial	94%
Native Hawaiian/Pacific Islander	<10 students or data unavailable
White	88%
Students Experiencing Poverty	74%
Ever English Learner	84%
Students with Disabilities	76%
Migrant	<10 students or data unavailable
Homeless	<10 students or data unavailable
Students in Foster Care	<10 students or data unavailable
Military Connected	<10 students or data unavailable
Talented and Gifted	>95%
Female	90%
Male	86%
Non-Binary	86%

ON-TIME GRADUATION

American Indian/Alaska Native	<10 students or data unavailable
Asian	>95%
Black/African American	83%
Hispanic/Latino	81%
Multiracial	85%
Native Hawaiian/Pacific Islander	<10 students or data unavailable
White	88%
Students Experiencing Poverty	77%
Ever English Learner	86%
Students with Disabilities	77%
Migrant	<10 students or data unavailable
Homeless	68%
Students in Foster Care	50%
Military Connected	<10 students or data unavailable
Talented and Gifted	>95%
Female	87%
Male	87%
Non-Binary	81%

FIVE-YEAR COMPLETION

American Indian/Alaska Native	<10 students or data unavailable
Asian	>95%
Black/African American	94%
Hispanic/Latino	89%
Multiracial	93%
Native Hawaiian/Pacific Islander	93%
White	92%
Students Experiencing Poverty	83%
Ever English Learner	91%
Students with Disabilities	80%
Migrant	<10 students or data unavailable
Homeless	79%
Students in Foster Care	85%
Military Connected	<10 students or data unavailable
Talented and Gifted	>95%
Female	94%
Male	90%
Non-Binary	88%

Data are suppressed to protect confidential student information.

Seismic Safety: http://www.oregongeology.org/sub/projects/rvs/activity-updates/status.html