LCFF Budget Overview for Parents

Local Educational Agency (LEA) Name: Old Adobe Union School District: Loma Vista Dual Immersion Academy
CDS Code: 49-70847-0127555
School Year: 2026-27
LEA contact information:
Michele Gochberg, Cindy Friberg
Co-Superintendents
mgochberg@oldadobe.org; cfriberg@oldadobe.org
(707) 765-4322

School districts receive funding from different sources: state funds under the Local Control Funding Formula (LCFF), other state funds, local funds, and federal funds. LCFF funds include a base level of funding for all LEAs and extra funding - called "supplemental and concentration" grants - to LEAs based on the enrollment of high needs students (foster youth, English learners, and low-income students).

Budget Overview for the 2026-27 School Year

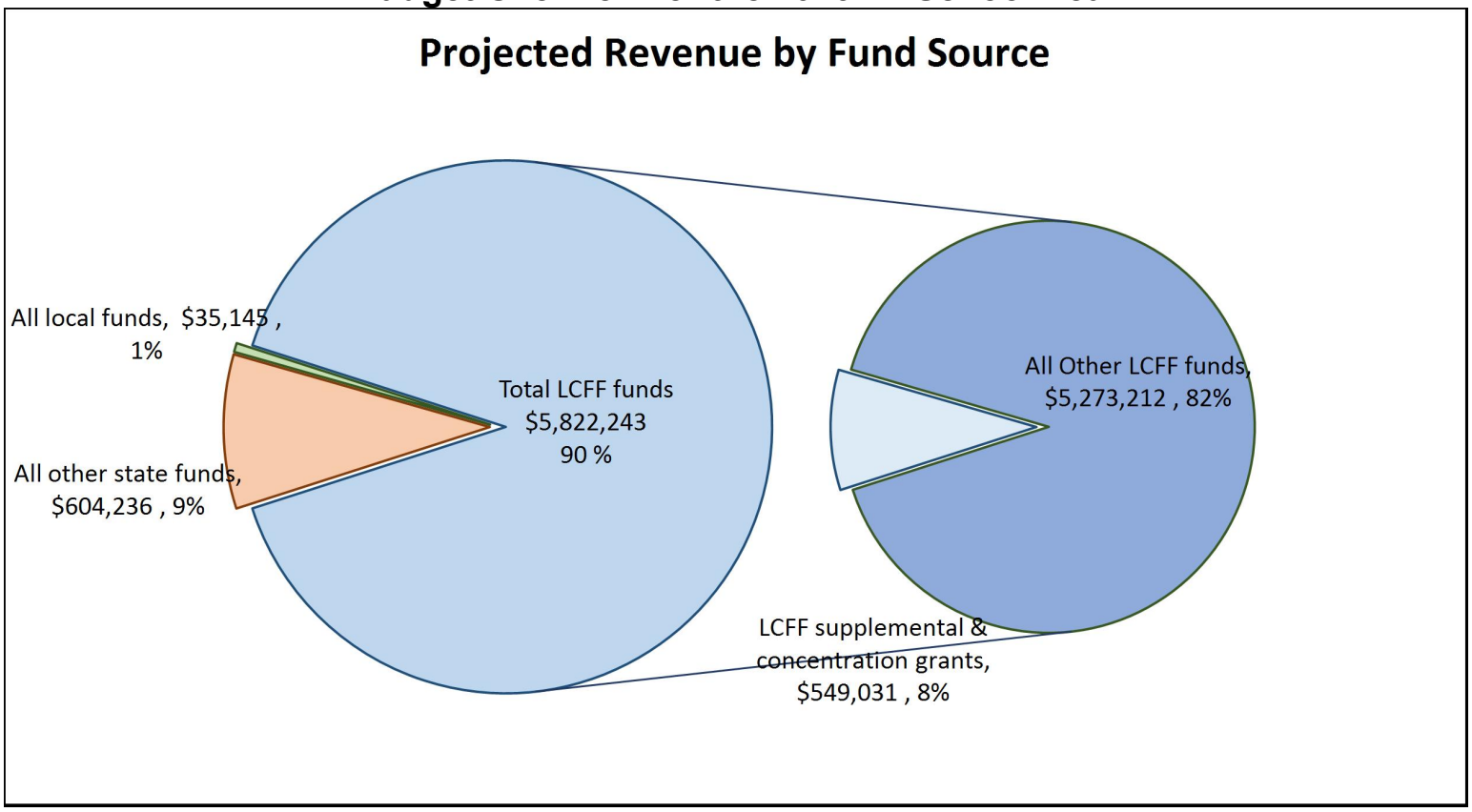

This chart shows the total general purpose revenue Old Adobe Union School District: Loma Vista Dual Immersion Academy expects to receive in the coming year from all sources.

The text description for the above chart is as follows: The total revenue projected for Old Adobe Union School District: Loma Vista Dual Immersion Academy is $6,461,624, of which $5,822,243 is Local Control Funding Formula (LCFF), $604,236 is other state funds, $35,145 is local funds, and $0 is federal funds. Of the $5,822,243 in LCFF Funds, $549,031 is generated based on the enrollment of high needs students (foster youth, English learner, and low-income students).

LCFF Budget Overview for Parents

The LCFF gives school districts more flexibility in deciding how to use state funds. In exchange, school districts must work with parents, educators, students, and the community to develop a Local Control and Accountability Plan (LCAP) that shows how they will use these funds to serve students.

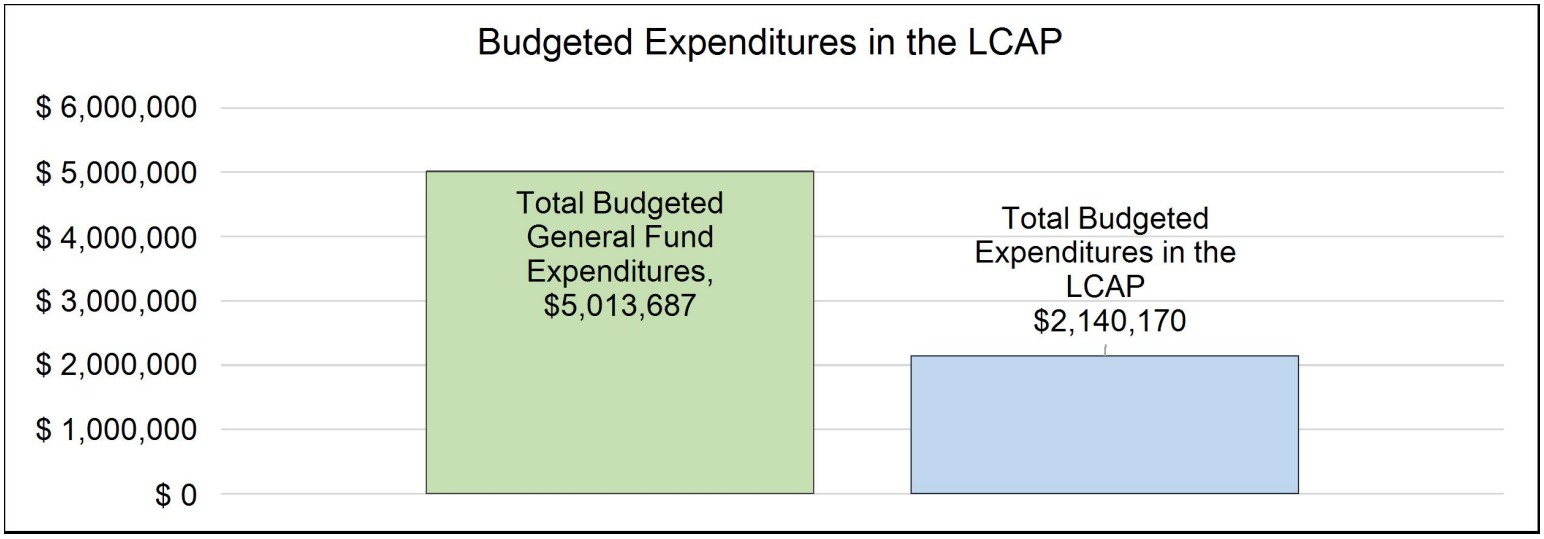

This chart provides a quick summary of how much Old Adobe Union School District: Loma Vista Dual Immersion Academy plans to spend for 2026-27. It shows how much of the total is tied to planned actions and services in the LCAP.

The text description of the above chart is as follows: Old Adobe Union School District: Loma Vista Dual Immersion Academy plans to spend $5,013,687 for the 2026-27 school year. Of that amount, $2,140,170 is tied to actions/services in the LCAP and $2,873,517 is not included in the LCAP. The budgeted expenditures that are not included in the LCAP will be used for the following:

The total general fund budget expenditures encompass all expenses for Fund 02, including essential operating costs such as student supplies and teacher salaries. While these expenditures fall outside the LCAP, they remain necessary for maintaining overall district operations.

Increased or Improved Services for High Needs Students in the LCAP for the 2026-27 School Year

In 2026-27, Old Adobe Union School District: Loma Vista Dual Immersion Academy is projecting it will receive $549,031 based on the enrollment of foster youth, English learner, and low-income students. Old Adobe Union School District: Loma Vista Dual Immersion Academy must describe how it intends to increase or improve services for high needs students in the LCAP. Old Adobe Union School District: Loma Vista Dual Immersion Academy plans to spend $419,276 towards meeting this requirement, as described in the LCAP.

The LEA remains committed to increasing and improving services for high-needs students beyond the direct budget allocations reflected in the 2026-27 LCAP. Additional actions to meet this requirement include leveraging existing resources to expand targeted interventions, professional development for educators, and supplemental support programs. The district is also enhancing data-driven strategies to monitor student outcomes and adjust services as needed. These efforts ensure equitable access to high-quality learning experiences and sustain long-term improvement.

LCFF Budget Overview for Parents

Update on Increased or Improved Services for High Needs Students in 2025-26

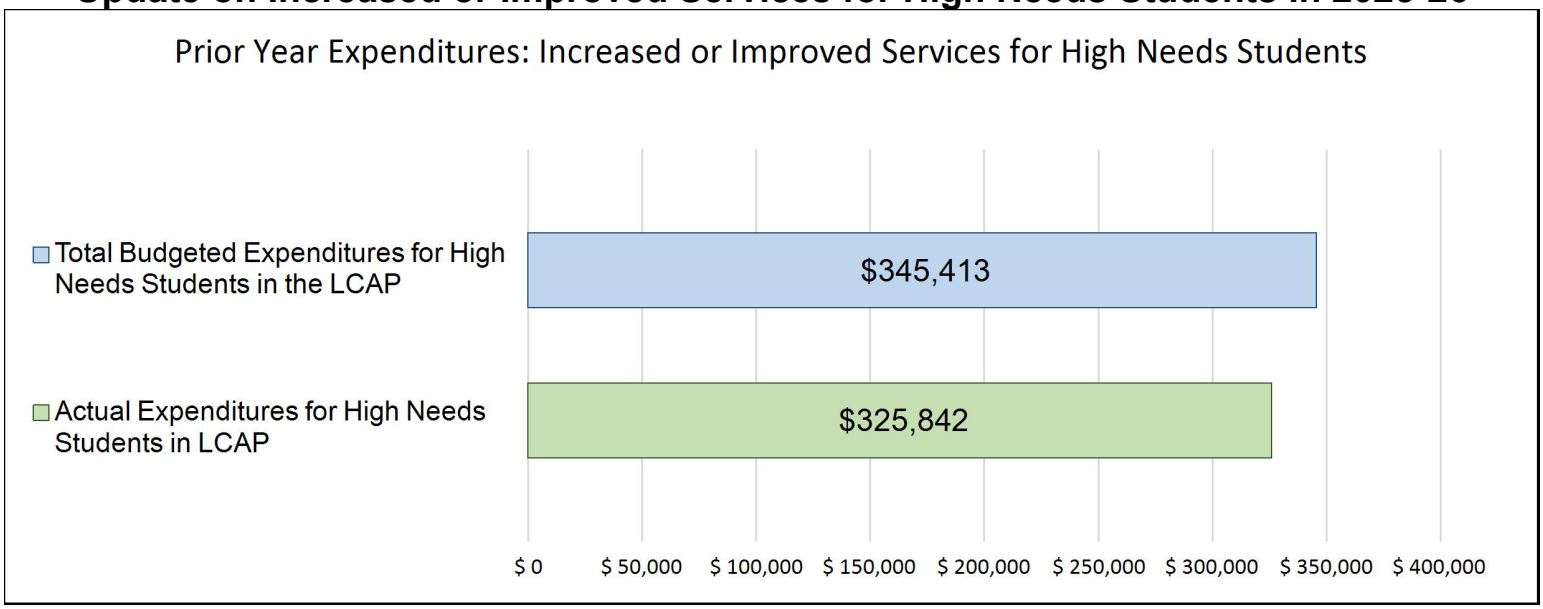

This chart compares what Old Adobe Union School District: Loma Vista Dual Immersion Academy budgeted last year in the LCAP for actions and services that contribute to increasing or improving services for high needs students with what Old Adobe Union School District: Loma Vista Dual Immersion Academy estimates it has spent on actions and services that contribute to increasing or improving services for high needs students in the current year.

The text description of the above chart is as follows: In 2025-26, Old Adobe Union School District: Loma Vista Dual Immersion Academy's LCAP budgeted $345,413 for planned actions to increase or improve services for high needs students. Old Adobe Union School District: Loma Vista Dual Immersion Academy actually spent $325,842 for actions to increase or improve services for high needs students in 2025-26.

The difference between the budgeted and actual expenditures of $19,571 had the following impact on Old Adobe Union School District: Loma Vista Dual Immersion Academy’s ability to increase or improve services for high needs students:

The difference between total actual expenditures and the budgeted amounts for planned actions and services in 2025-26 reflects adjustments made in response to operational challenges and evolving student needs. While some initiatives may have been modified or implemented at a reduced scale, the LEA remained committed to sustaining essential services for high-needs students. Strategic reallocations ensured that priority programs, such as academic interventions, social-emotional supports, and staff professional development, continued to provide meaningful improvements in student outcomes. Despite the variance in expenditures, the LEA maintained its focus on equity and access, ensuring that high-needs students benefited from targeted support aligned with their educational success.

Local Control and Accountability Plan

The instructions for completing the Local Control and Accountability Plan (LCAP) follow the template.

Local Educational Agency (LEA) Name	Contact Name and Title	Email and Phone
Old Adobe Union School District: Loma Vista Dual Immersion Academy	Michele Gochberg, Cindy Friberg Co-Superintendents	mgochberg@oldadobe.org, cfriberg@oldadobe.org (707) 765-4322

Plan Summary [2026-27]

General Information

A description of the LEA, its schools, and its students in grades transitional kindergarten–12, as applicable to the LEA. LEAs may also provide information about their strategic plan, vision, etc.

Through the Old Adobe District vision, the dual immersion program was established in May 2009 with 55 students on the Miwok Valley Elementary campus. By August of 2013, the program had grown to over 200 students and moved to the Bernard Eldredge campus and renamed, Loma Vista Immersion Academy. The same summer the entire campus was completely renovated and modernized.

Loma Vista Immersion Academy serves TK-6th grade students and provides the community a choice that meets the needs of students in 21st century
learning. The Dual Immersion Program at Loma Vista employs a 90/10 dual immersion model for a bilingual, bi-literate and bi-cultural community emphasizing positive cross- cultural attitudes and skills resulting in an enriched experience for all learners and the community. Instruction occurs in Spanish beginning at 90% of the day with English increasing 10% of the day each year until a 50/50 balance is reached in Fourth through Sixth Grade. The most recent years have given attention to curriculum alignment, strengthening rigor, and content staff development that includes math and language arts.Common Core Standards have been a focus through professional Learning Community time where staff collaborates to target student and match instruction for greatest improvement. In addition to its dual language emphasis, Loma Vista continues to provide traditional yet innovative educational strands found at other schools. Common Core State Standards and the Next Generation Science Standards are an integral part of the school's curriculum. Bridges Mathematics encourages a growth mindset though math exploration and application. Technology is state of the art school wide. Every classroom is equipped with Apple technology and student are operating confidently with their technology supported instruction. All classes develop units of study through a blending of GLAD (Guided Language Acquisition Design) Curriculum and Project Based Units to create a meaningful experiential

environment of student learning that supports students functioning in a global environment with social, cultural and economic diversity. The school community is enhanced by a thriving PTA that organizes parent volunteers in classrooms and raises funds to support educational field trips, the
School Garden, Library, Music and Art. As a result these programs at Loma Vista are thriving through a robust garden and Spanish /English library, and exceptional art and music programs.

There are no schools in OAUSD receiving Equity Multiplier funds.

Reflections: Annual Performance

A reflection on annual performance based on a review of the California School Dashboard (Dashboard) and local data.

SUCCESSES based on 2025 CA Dashboard and Local Data
State indicators where the LEA/School received "green" or "blue" performance level on the 2025 Dashboard for "all students"

- Mathematics

-Chronic Absenteeism
-Suspension Rate
-English Learner Progress

The following local indicators were at the "standard met" level.
Basic Services
Implementation the Academic Standards
Parent and Family Engagement
Local Climate Survey
Access to Broad Course of Study

CHALLENGES based on 2025 CA Dashboard and Local Data:
Overall indicators where the School/LEA that received the lowest performance level ("red") on one or more state indicators on the 2025 Dashboard for “all students”
There were no indicators where the LEA/School received "red" performance level on the 2025 Dashboard for "all students":

Student groups within the School/LEA that received the lowest performance level ("red") on one or more state indicators on the 2025 Dashboard:
-ELA: English Learners

Required Actions for the 2026-27 LCAP
Additionally, the State of California requires the following actions to be included in a district LCAP:
English Learners and Long-term English Learners (LTEL) Required Action is found under Action 1.6
LTEL (if over 15) Required Action is found under Action 1.6

Learning Recovery Emergency Block Grant (LREBG) funding: Actions 1.1 and 1.2s. Based upon the Needs Assessment and Educational Partner Input Sessions conducted during the 2025-26 school year, Old Adobe Union has determined that the most appropriate use of funds to be allocated towards increased academic support which aligns with the allowable uses of funds to increase literacy rates through first best instruction.

An LEA must identify the following, which will remain unchanged for the three-year LCAP cycle:
Any school with lowest performance level on one or more indicator on the 2023 Dashboard

The student groups with the lowest performance level on one or more indicator on the 2023 Dashboard for Old Adobe Union Elementary School District are:
ALL- Suspension Rate
English Learners- Suspension Rate
Hispanic- Suspension Rate
Socioeconomically Disadvantaged- Suspension Rate
Students with Disabilities- ELA and Suspension Rate

Throughout the LCAP, specific actions are noted to address areas of red for our Students with Disabilities. These actions support our Differentiated Assistance (DA) Plan and include:
Action 1.5 - Provide high-quality, best first instruction in English Language Arts through standards-aligned lessons, strategies, interventions, and supports for Students with Disabilities.
Action 3.1 - Full implementation of researched-based Positive Behavioral Interventions and Supports (PBIS) for all students and specifically Students with Disabilities.
Action 3.4 - Provide support and services proactively, mitigating chronic absenteeism and loss of instruction for all students and specifically Students with Disabilities.

The student groups within Old Adobe Union School District with the lowest performance level on one or more indicator on the 2023 Dashboard are:
English Learners- Suspension Rate
Hispanic- Suspension Rate
Socioeconomically Disadvantaged- Suspension Rate

Reflections: Technical Assistance

As applicable, a summary of the work underway as part of technical assistance.

N/A- Old Adobe Union School District is not eligible for Differentiated Assistance based upon the 2025 CA School Dashboard.

Comprehensive Support and Improvement

An LEA with a school or schools eligible for comprehensive support and improvement must respond to the following prompts.

Schools Identified

A list of the schools in the LEA that are eligible for comprehensive support and improvement.

NA

Support for Identified Schools

A description of how the LEA has or will support its eligible schools in developing comprehensive support and improvement plans.

NA

Monitoring and Evaluating Effectiveness

A description of how the LEA will monitor and evaluate the plan to support student and school improvement.

NA

Engaging Educational Partners

A summary of the process used to engage educational partners in the development of the LCAP.

School districts and county offices of education must, at a minimum, consult with teachers, principals, administrators, other school personnel, local bargaining units, parents, and students in the development of the LCAP.

Charter schools must, at a minimum, consult with teachers, principals, administrators, other school personnel, parents, and students in the development of the LCAP.

An LEA receiving Equity Multiplier funds must also consult with educational partners at schools generating Equity Multiplier funds in the development of the LCAP, specifically, in the development of the required focus goal for each applicable school.

Educational Partner(s)	Process for Engagement
LCAP Advisory Committee	Four annual meetings with a review of school wide data to advise conversations focused on informing future school wide actions and goals. The process for engagement for LCAP Advisory is a series of four meetings to focus on review of school-wide data to inform and advise future school-wide actions and goals. Dates for meetings were: 12/15/2025, 2/23/2026, 3/30/2026, 4/13/2026 Agendas included an overview of LCAP goals and funding sources, sharing and analyzing summative state assessment data and interim/benchmark assessments, exploring the state dashboard, and sharing and discussing results from the Youth Truth Parent/Family, Staff and Student surveys.
Teachers	Whole staff certificated review during staff meeting of school-wide data for input into future actions and goals. Staff meetings were held on the first and third Wednesdays of each month beginning August 2024 through May 21, 2025. Collaborative grade level teams met during the 90 minute dedicated PLC time built into staff meetings to unwrap standards, analyze grade level data, develop SMART goals, plan lessons and write Common Formative Assessments. Dates for Certificated Staff: 8/20/2025, 9/3/2025, 9/18/2024, 10/1/2025, 10/15/2025, 11/5/2025, 12/3/2025, 12/17/2025, 1/7/2026, 1/21/2026, 2/4/26, 2/18/2026, 3/4/2026, 3/25/2026, 4/15/2026, 5/6/2026, 5/20/2026

Educational Partner(s)	Process for Engagement
	Additionally all teachers learned about the LCAP Development Process through the LCAP Presentation and were able to provide on-going input throughout the LCAP Development Process. The Youth Truth Staff Survey was conducted in January 2026.
Parents/English Language Parent Advisory	Provide information to PTA and solicit feedback to inform the development of the LCAP. Presentation of school-wide data, surveys and goals at PTA meetings to inform and gather input for LCAP development specifically in the area of parent/family engagement. Meeting dates 9/17/2025, 11/19/2025, 1/14/2026, 3/18/2026, 5/20/2026. The Youth Truth Family Survey was conducted in January 2026. Presentation of school-wide data, surveys and goals at ELAC meetings to inform and gather input for LCAP development specifically in the area of parent/family engagement. Feedback is provided in support of LCAP development.
SELPA	SELPA Reviewed the LCAP Draft. SELPA provided feedback in regards to students with disabilities.
Students	The Youth Truth Student Survey was conducted in January 2026 to students in Grades 3-6. Many student leadership meetings, activities, and events were provided throughout the school year. Students had many opportunities to provide input and ideas for school programming and activities mostly related to student engagement.
Principals and Administrators	These weekly meetings were strategically planned to cover key items at specific intervals throughout the LCAP process. Key items included analyzing summative state assessment data, interim/benchmark assessments, CA Dashboard, and the Youth Truth Survey. Additionally, information from site-based educational partner sessions was shared, and feedback was provided in the development of goals and actions for the new LCAP cycle.

Educational Partner(s)	Process for Engagement
Other School Personnel	School personnel participated in staff meetings analyzing school-wide data in development of future actions and goals. Site principals met with job-alike staff members in listening sessions. Additionally, a district-wide Youth Truth analysis and discussion session was conducted on 3/9/2026.
Local Collective Bargaining Units	The Old Adobe Union Teachers Association (OATA) and California School Employees Association (CSEA) leadership met regularly with district leadership. On-going discussions were conducted on progress towards LCAP goals and input was provided throughout the LCAP Development Process.

A description of how the adopted LCAP was influenced by the feedback provided by educational partners.

Educational partners had the opportunity to review and engage with various data that informed our progress toward our LCAP goals. The summary of participants' responses indicate a strong emphasis on the need for targeted support for different student groups, including English Learners, students with disabilities, and socioeconomically disadvantaged students. There is also a call for increased teacher support and resources, as well as a focus on creating a more inclusive and equitable learning environment.

Additional Input Includes the Following Categories:
1. Targeted Student Support:
Participants frequently mentioned the need for more targeted support for specific student groups, including English Learners, students with disabilities, and socioeconomically disadvantaged students. They suggested strategies such as utilizing research-based curriculum and instructional strategies. They also suggested on-going professional development for certificated and classified staff members to address students' unique needs. The sentiment towards this category was generally positive, with participants recognizing the importance of these supports in promoting student success.

2. Teacher and Support Staff Support and Resources:
Many participants expressed the need for resources and support for teachers. This included calls for meaningful professional development for both certificated and classified staff members. The perception of this category was overall positive with participants emphasizing the critical role of teachers and support staff in student success.

3. Parent/Family Engagement:
Participants appreciated engagement opportunities, and consistent communication with families. They believe that engaging parents and the community can support student success. The sentiment towards this category was generally positive, with participants recognizing the importance of the efforts already in place. Input included continuing the current actions in this area and increasing parent education opportunities. They also expressed the need to provide multiple opportunities for families to give input and feedback. Additionally, translation services must continue to be provided.

4. School Safety and Culture:
Participants shared that the focus on school safety and emergency planning has been meaningful. They believe that the engagement of all educational partners in this work has been effective, and they would like to see this work continue. Many participants expressed the need for continued implementation of PBIS strategies and restorative practices. The sentiment towards this category was generally positive, with participants recognizing the importance of these efforts in promoting a positive learning environment.

As we went through this process, various actions were identified that will be continued into our new LCAP.

Goals and Actions

Goal

Goal #	Description	Type of Goal
1	Ensure rigorous, equitable learning environments with a focus on the whole child via the highest quality instruction consistently utilizing district-adopted curriculum, monitoring student progress, and meeting the academic needs of all learners	Broad Goal

State Priorities addressed by this goal.

Priority 1: Basic (Conditions of Learning)
Priority 2: State Standards (Conditions of Learning)
Priority 4: Pupil Achievement (Pupil Outcomes)
Priority 7: Course Access (Conditions of Learning)
Priority 8: Other Pupil Outcomes (Pupil Outcomes)

An explanation of why the LEA has developed this goal.

It is the goal of the Old Adobe Union School District, and therefore Loma Vista Immersion Academy, to ensure that all students make adequate progress each school year in order to meet grade level proficiency. Therefore, this goal has been developed to provide our students, specifically, English Learners (EL), Foster Youth (FY), Homeless, Socio-Economically Disadvantaged (SED), and Students with Disabilities (SWD), and students with unique needs, with increased support and services in order for them to reach equitable outcomes.
Loma Vista Immersion Academy will implement a robust Multi-tiered System of Supports (MTSS) to ensure students make academic growth and achieve at high levels. MTSS is an integrated, multi-tiered prevention and intervention comprehensive framework that focuses on Common Core State Standards, effective first instruction, differentiated learning, student-centered learning, individualized student needs, and the alignment of systems necessary for all students' academic, behavioral, and social success. At the base of this framework is best first instruction for all students and universal Tier I supports.
When students are not making adequate academic progress with Tier I supports, then Tier II supports may be needed. Tier II supports are designed to reduce the intensity of and/or eliminate emerging challenges. These interventions are often continuously available and are often provided in a small group or targeted setting. For students that are in need of more intensive services, Tier III strategies and programs are utilized. Within Tier III, supports include highly individualized and intensive interventions. To address these more intensive needs, these interventions often include a greater emphasis on assessment and a team-based approach.
Educational partners provided feedback through the LCAP development process. Partners indicated a desire to continue to provide support and services to improve student outcomes and close proficiency gaps among our subgroups. Regular analysis of multiple data sources, including State, District, and classroom assessments, universal screeners and Response to Intervention assessments, helps collaborative teams identify students requiring extra support and enables teams to make purposeful, targeted action plans to address the needs. Through regular monitoring and meeting in collaborative teams, teams continually adjust interventions and student tiered support as needed on an individualized basis. In addition, at the District level, supports and services are monitored and assigned to the school sites in response to the student needs.

Ongoing professional learning is essential in supporting staff with the most effective and efficient teaching strategies to meet student needs. Professional learning is offered throughout the school year in a variety of settings and mediums in order to best serve our staff.
We plan to improve student achievement through the actions and services below and will measure progress toward our goal using the identified metrics.

Measuring and Reporting Results

Metric #	Metric	Baseline	Year 1 Outcome	Year 2 Outcome	Target for Year 3 Outcome	Current Difference from Baseline
1.1	Acadience Espanol End of Year Composite, Grades K-2 scoring at or above grade level proficiency	Acadience Espanol End of Year Composite,Grades K-2 scoring at or above grade level proficiency: No baseline data, will begin administering IDEL in Fall 2024-2025	End of Year IDEL: Kindergarten: 18% 1st Grade: 26% 2nd Grade: 13%	End of Year mClass: Kindergarten: 20% 1st Grade: 61% 2nd Grade: 80%	Will establish after baseline data is collected.	Year 1 to Year 2 (there was no data in Baseline year) Kindergarten +2 1st Grade +35 2nd Grade +67
1.2	STAR Reading End of Year Benchmark, average Grades 2-6 scoring at or above grade level proficiency	2024 STAR Reading End of Year Benchmark, average Grades 2-6 scoring at or above grade level proficiency: 50%	2025 STAR Reading End of Year Benchmark, average Grades 2-6 scoring at or above grade level proficiency: 53.5%	2026 STAR Reading End of Year Benchmark, average Grades 2-6 scoring at or above grade level proficiency: 53.8%	Increase by 3% annually with an end year 3 outcome of 60% or greater.	+3.8
1.3	STAR Math End of Year Benchmark, average Grades 2-6 scoring at or above grade level proficiency	2024 STAR Math End of Year Benchmark, average Grades 2-6 scoring at or above grade level proficiency: 60%	2025 STAR Math End of Year Benchmark, average Grades 2-6 scoring at or above grade level proficiency: 63%	2026 STAR Math End of Year Benchmark, average Grades 2-6 scoring at or above grade level proficiency: 57.5%	Increase by 3% annually with an end year 3 outcome of 70% or greater.	-2.5
1.4	CAASPP ELA, percentage of students in Grades 3-6 at or above proficiency	2023 CAASPP ELA, percentage of students in Grades 3-6 at or above proficiency: 34.83%	2024 CAASPP ELA, percentage of students in Grades 3-6 at or above proficiency:	2025 CAASPP ELA, percentage of students in Grades 3-6 at or above proficiency:	Increase by 3% annually with an end year 3 outcome of 43.83% or greater.	+1.79% for students in Grades 3-6 All Students: +7.1

Metric #	Metric	Baseline	Year 1 Outcome	Year 2 Outcome	Target for Year 3 Outcome	Current Difference from Baseline
		All Students: 34.7 pts. below standard English Learners: 72.6 pts. below standard White: 16.7 pts. below standard Hispanic: 45.2 pts. below standard Socioeconomically Disadvantaged: 73.4 pts. below standard Students with Disabilities: 105 pts. below standard	31.94% All Students: 35.6 pts. below standard English Learners: 77.8 pts. below standard White: 2.7 pts. above standard Hispanic: 52.2 pts. below standard Socioeconomically Disadvantaged: 74.3 pts. below standard Students with Disabilities: 86 pts. below standard	36.62% All Students: 27.6 pts. below standard English Learners: 75.1 pts. below standard White:12.6 pts. above standard Hispanic: 46.9 pts. below standard Socioeconomically Disadvantaged: 64.5 pts. below standard Students with Disabilities: 66 pts. below standard		English Learners: -2.5 White: +29.3 Hispanic: -1.7 Socioeconomically Disadvantaged: +8.9 Students with Disabilities: +39
1.5	CAASPP Math, percentage of students in Grades 3-6 at or above proficiency	2023 CAASPP Math, percentage of students in Grades 3-6 at or above proficiency: 39.41%	2024 CAASPP Math, percentage of students in Grades 3-6 at or above proficiency:	2025 CAASPP Math, percentage of students in Grades 3-6 at or above proficiency:	Increase by 3% annually with an end year 3 outcome of 48.41% or greater.	+0.22% for students in Grades 3-6 All Students: +6.2

Metric #	Metric	Baseline	Year 1 Outcome	Year 2 Outcome	Target for Year 3 Outcome	Current Difference from Baseline
		All Students: 28.5 pts. below standard English Learners: 54 pts. below standard White: 14.9 pts. below standard Hispanic: 37.2 pts. below standard Socioeconomically Disadvantaged: 56.2 pts. below standard Students with Disabilities: 72.4 pts. below standard	34.90% All Students: 34.8 pts. below standard English Learners: 68.7 pts. below standard White: 0.4 pts. above standard Hispanic: 52.4 pts. below standard Socioeconomically Disadvantaged: 74.8 pts. below standard Students with Disabilities: 80.2 pts. below standard	39.63% All Students: 22.3 pts. below standard English Learners: 61.6 pts. below standard White: 21.4 pts. above standard Hispanic: 42.8pts. below standard Socioeconomically Disadvantaged: 59.9 pts. below standard Students with Disabilities: 50.8 pts. below standard		English Learners: -7.6 White: +6.5 Hispanic: -5.6 Socioeconomically Disadvantaged: -3.7 Students with Disabilities: +21.6
1.6	CAASPP ELA, percentage of Students with Disabilities in Grades 3-6 at or above proficiency	2023 CAASPP ELA, percentage of Students with Disabilities in Grades 3-6 at or above proficiency: 0%	2024 CAASPP ELA, percentage of Students with Disabilities in	2025 CAASPP ELA, percentage of Students with Disabilities in	Increase by 3% annually with an end year 3 outcome of 9% or greater.	+20.83

Metric #	Metric	Baseline	Year 1 Outcome	Year 2 Outcome	Target for Year 3 Outcome	Current Difference from Baseline
			Grades 3-6 at or above proficiency: 17.39%	Grades 3-6 at or above proficiency: 20.83%		
1.7	EL Progress	According to the 2023 Dashboard for EL Students making progress towards English Proficiency: 64.5%	According to the 2024 Dashboard for EL Students making progress towards English Proficiency: 23.7%	According to the 2025 Dashboard for EL Students making progress towards English Proficiency: 50.5%	Increase by 3% annually with an end year 3 outcome of 73.5% or greater.	-14
1.8	Reclassification (RFEP) Data	In the 2022-2023 school year, 20% of ELs were RFEP'ed.	In the 2023-2024 school year, 7% of ELs were RFED'ed.	In the 2024-2025 school year, 14.7% of ELs were RFEPed.	5% average increase with a target of 35% of EL's RFEP'ed	-5.3
1.9	Williams Act and Common Core Curriculum data: Access to state adopted CCSS textbooks and/or Common Core supplemental Instructional Materials	All students have access to state adopted CCSS textbooks and/or Common Core supplemental Instructional Materials 100% access (Williams Act)	All students have access to state adopted CCSS textbooks and/or Common Core supplemental Instructional Materials 100% access (Williams Act)	All students have access to state adopted CCSS textbooks and/or Common Core supplemental Instructional Materials 100% access (Williams Act)	All students will continue to have access to state adopted CCSS textbooks and/or Common Core supplemental Instructional Materials 100% access (Williams Act)	0
1.10	100% teachers appropriately assigned	100% teachers appropriately assigned (2023/2024)	100% teachers appropriately assigned (2024/2025)	100% teachers appropriately assigned (2025/2026)	Maintain 100% teachers appropriate assigned	0

Metric #	Metric	Baseline	Year 1 Outcome	Year 2 Outcome	Target for Year 3 Outcome	Current Difference from Baseline
1.11	Implementation of State Standards	2023-2024 Full implementation in using instructional materials that are aligned to the State Standards in ELA, ELD, NGSS and mathematics	2024-2025 Full implementation in using instructional materials that are aligned to the State Standards in ELA, ELD, NGSS and mathematics	2025-2026 Full implementation in using instructional materials that are aligned to the State Standards in ELA, ELD, NGSS and mathematics	Maintain full implementation of state standards	0
1.12	EL Access to CA Standards including ELD Standards	100% of ELs with access to CA Content Standards	100% of ELs with access to CA Content Standards	100% of ELs with access to CA Content Standards	Maintain 100% access	0
1.13	Access to/Enrollment in a Broad Course of Study	100% of students enrolled in ELA, math, social science, VAPA, health, and PE	100% of students enrolled in ELA, math, social science, VAPA, health, and PE	100% of students enrolled in ELA, math, social science, VAPA, health, and PE	Maintain 100% access	0
1.14	Access to/Enrollment in Programs/Services developed and provided to unduplicated pupils and individuals with exceptional needs through expanded learning opportunities	17.53% of students participating in expanded school learning programs - after school programming (462 - total number of students at school) 50 low-income students 32 ELs students 10 SWD students	17.53% of students participating in expanded school learning programs - after school programming 50 low-income students 32 ELs students 10 SWD students	17.42% of students participating in expanded school learning programs - after school programming 39 low-income students 30 ELs students 12 SWD students	3% average increase with a target of 21% of students participating in expanded school learning programs	0

Metric #	Metric	Baseline	Year 1 Outcome	Year 2 Outcome	Target for Year 3 Outcome	Current Difference from Baseline
1.15	California Science Test (CAST), percentage of students in Grade 5 at or above proficiency	California Science Test (CAST), percentage of students in Grade 5 at or above proficiency: 24%	California Science Test (CAST), percentage of students in Grade 5 at or above proficiency: 31.11%	California Science Test (CAST), percentage of students in Grade 5 at or above proficiency: 33.34%	3% annual increase	+9.34

Goal Analysis [2025-26]

An analysis of how this goal was carried out in the previous year.

A description of overall implementation, including any substantive differences in planned actions and actual implementation of these actions, and any relevant challenges and successes experienced with implementation.

Loma Vista Immersion. Academy made significant progress in implementing our planned actions while adapting to emerging needs and challenges throughout the year.

Successful Implementation:
Action 1.1 - Multi Tiered System of Supports - Tier I Academic (on-going) - Successfully implemented district adopted curriculum in all content areas (ELA, ELD, Math, Writing, Science, Social Science). Instructional strategies focused on best first instruction and emphasizing differentiation for all students. Guiding Coalition Teams were successful in establishing and facilitating professional learning with staff around tier 1 best first instruction and academic rigor for students.
Action 1.2 - Multi Tiered System of Supports - Tier 2 Academic/Intervention (on-going) - Coordination of Student Service (COST) Teams are functioning and successful. COST Teams ensure that students receive Tier 2 supports and interventions within the classroom.
Action 1.3 - Professional Learning (on-going) - Successfully focused on district-wide initiatives of MTSS including Tier 1 Best First Instruction and English Language Language Development.
Action 1.4 - Core Essential Programming (on-going)
Action 1.5 - Multi Tiered System of Supports - Students with Disabilities (on-going) - Successfully implemented education plans for students with disabilities which included ELA instruction at the tier 1 and tier 2 level. This was in collaboration with IEP goals and accommodations for successful student learning.
Action 1.6 - Multi Tiered System of Supports - English Language Learner (on-going) - Cycles of inquiry for specific actions were established to address the needs of all students with an emphasis on supporting English learners. Integrated ELD is utilized throughout academic instruction. Designated ELD and Response to Intervention (RTI) is utilized to support English learners through Tier 1, 2, and 3 interventions to support learners with specific skill deficits.

Implementation Challenges:

None

Modified Implementation:
None

Non-Implemented Actions:
None

An explanation of material differences between Budgeted Expenditures and Estimated Actual Expenditures and/or Planned Percentages of Improved Services and Estimated Actual Percentages of Improved Services.

The district experienced varying degrees of alignment between planned expenditures and actual spending, reflecting both operational adaptations and implementation realities throughout the year.

Expenditure Differences:
Action 1.1 - Multi Tiered System of Supports - Tier I Academic - Budgeted $46,751; Actual $46,718.24 No material differences.
Action 1.2 - Multi Tiered System of Supports - Tier 2 Academic/Intervention - Budgeted $163,525.99; Actual $163,559.33 No material differences.
Action 1.3 - Professional Learning - Budgeted $97,867.60; Actual $133,282.41 Difference due to additional cost for site-based professional development, Esperanza.
Action 1.4 - Core Essential Programming - Budgeted $129,237; Actual $293,384.32 Difference due to additional staffing costs for additional student support in TK and RSP.
Action 1.5 - Multi Tiered System of Supports - Students with Disabilities - Budgeted $1,324,450.60; Actual $1,311,545.80 No material differences
Action 1.6 - Multi Tiered System of Supports - English Language Learner - no material differences

A description of the effectiveness or ineffectiveness of the specific actions to date in making progress toward the goal.

Based on our analysis of metrics and outcomes, the implementation of actions showed varying levels of effectiveness in achieving Goal 1, as demonstrated by both quantitative data and qualitative indicators.

Action 1.1 - Multi Tiered System of Supports - Tier I Academic - For ELA outcomes as measured by CAASPP, there was an increase of nearly 5%. Mathematics scores also increased by nearly 5% overall for the 2024-2025 school year as measured by CAASPP. For science, there was an increase of over 2% as measured by the CAST
Action 1.2 - Multi Tiered System of Supports - Tier 2 Academic/Intervention - RTI was provided both in the classroom and through pullout services depending on student need. Successful tier 2 coordination of services and support was implemented through site-based COST Team and RTI.

Action 1.3 - Professional Learning - Our full implementation of Benchmark in the 2024-2025 school year that was supported through professional development and our integration of ELD as well as designated ELD demonstrates effectiveness. Our reclassiciation rates increased as did the number of English learners making progress as measured on the California Dashboard based on ELPAC results.
Action 1.4 - Core Essential Programming - As evidenced by our Williams Act data, all students have access to core essential programming and curriculum across all content areas.
Action 1.5 - Multi Tiered System of Supports - Students with Disabilities - SWD demonstrated a 20.83% proficiency rate in ELA as measured by CAASPP, surpassing the 3% increase that was targeted from the previous year.
Action 1.6 - Multi Tiered System of Supports - English Language Learner - Based on 2024-2025 reclassification rates and EL progress as measured by the CA Dashboard, our targeted instruction for English learners was effective.

A description of any changes made to the planned goal, metrics, target outcomes, or actions for the coming year that resulted from reflections on prior practice.

No changes to Goal 1 focusing on rigorous, equitable learning environments with a focus on the whole child via the highest quality instruction consistently utilizing district-adopted curriculum, monitoring student progress, and meeting the academic needs of all learners.
All of our metrics, actions, and expected outcomes align with our effectiveness analysis and implementation experiences from the current year.

A report of the Total Estimated Actual Expenditures for last year's actions may be found in the Annual Update Table. A report of the Estimated Actual Percentages of Improved Services for last year's actions may be found in the Contributing Actions Annual Update Table.

Actions

Action #	Title	Description	Total Funds	Contributing
1.1	Multi Tiered System of Supports - Tier I Academic	Provide high-quality, best first instruction through standards-aligned lessons, strategies and interventions to support a variety of learners including EL, SED, FY, and Homeless students. Professional Learning Communities (PLC) Collaborative Teams will meet regularly to analyze student outcomes, share lessons, and plan for Tier I and Tier II instruction and support. This action is partially funded out of LREBG Funds.	$133,348.13	Yes
1.2	Multi Tiered System of Supports - Tier 2 Academic/Intervention	Implement a multi-tiered system of support for intervention in ELA and mathematics for all grade levels with a focus on serving underrepresented subgroups including EL, SED, Foster Youth, and Homeless students.	$166,361.96	Yes
1.3	Professional Learning	Provide professional learning for both certificated and classified staff to support teaching practices and student outcomes for all learners.	$96,774.32	Yes

Action #	Title	Description	Total Funds	Contributing
		Professional learning will be provided through a variety of learning opportunities and will focus on supporting our students TK-6 and will be aligned with both District academic and social-emotional goals.		
1.4	Core Essential Programming	Provide core essential programs and services to meet the diverse needs of our students in ensuring the focus on educating the whole child.	$213,591.87	No
1.5	Multi Tiered System of Supports - Students with Disabilities	Provide high-quality, best first instruction in English Language Arts through standards-aligned lessons, strategies, interventions, and supports for Students with Disabilities. This action supports our Differentiated Assistance (DA) Plan for the performance of Students with Disabilities (SWD).	$1,295,504.80	No
1.6	Multi Tiered System of Supports - English Language Learners	Provide high-quality, targeted instruction including integrated and designated English Language Development lessons for students whose home language differs from Standard Academic English. Costs associated with this action are captured in Actions 1.1, 1.2, and 1.3.	$0.00	Yes

Goals and Actions

Goal

Goal #	Description	Type of Goal
2	Create a welcoming, inclusive, and positive community culture, develop trust, and build relationships through regular communication and collaboration with our school community and educational partners.	Broad Goal

State Priorities addressed by this goal.

Priority 3: Parental Involvement (Engagement)

An explanation of why the LEA has developed this goal.

To support student success, it is crucial to engage families as partners through regular outreach efforts. After reviewing data from various sources, including the Youth Truth Parent Survey, and through the LCAP development process, we have gained insight into how we can foster meaningful family participation.
Loma Vista Immersion Academy will focus on the following critical strands of family involvement/engagement: increasing two-way communication and information-sharing, increasing opportunities for family input and voice in various modalities, and providing many, diverse opportunities for family participation and engagement with the school. We will work to create a culture of respect and care that supports positive relationships and two-way communication among all educational partners. We will work to offer parent/family education with an emphasis on helping parents understand the ways they can participate in and support their child's educational journey. We will continue to provide culturally-appropriate and linguistically-accessible support and resources to families. With these strategies in place, we will be equipped to gather input from families and to encourage their participation and input into school site strategies aimed at improving academic achievement and promoting the social-emotional and physical well-being of all students.
The goal of implementing student-centered programs, services and supports that foster thriving and meaningful parent, family, and community engagement is a priority and will remain the same. We plan to improve family engagement through the actions and services below and will measure progress toward our goal using the identified metrics.

Measuring and Reporting Results

Metric #	Metric	Baseline	Year 1 Outcome	Year 2 Outcome	Target for Year 3 Outcome	Current Difference from Baseline
2.1	Youth Truth Family Survey Communication and Feedback - I receive information about what my child should learn	Youth Truth Family Survey Communication and Feedback - I receive information about what my child should learn	Youth Truth Family Survey Communication and Feedback - I receive information about what my	Youth Truth Family Survey Communication and Feedback - I receive information about what my	1% annual increase with a target of 85% in Year 3	6% increase from baseline.

Metric #	Metric	Baseline	Year 1 Outcome	Year 2 Outcome	Target for Year 3 Outcome	Current Difference from Baseline
	and be able to do. (percent positive)	and be able to do: 82% percent positive.	child should learn and be able to do: 86% percent positive.	child should learn and be able to do: 92% percent positive.		
2.2	Youth Truth Staff Survey Relationships - I feel comfortable speaking honestly to families about their child's progress. (percent positive)	Youth Truth Staff Survey Relationships - I feel comfortable speaking honestly to families about their child's progress: 89% percent positive.	Youth Truth Staff Survey Relationships - I feel comfortable speaking honestly to families about their child's progress: 94% percent positive	Youth Truth Staff Survey Relationships - I feel comfortable speaking honestly to families about their child's progress: 95% percent positive	Maintain the baseline of percent positive	6% increase from baseline.
2.3	Youth Truth Family Survey - I feel empowered to play a meaningful role in decision-making at my school. (percent positive)	81% of parents/guardians of all students feel empowered to play a meaningful role in decision-making at school 75% of parents/guardians of Students with Disabilities feel empowered to play a meaningful role in decision-making at school	66% of parents/guardians of all students feel empowered to play a meaningful role in decision-making at school 63% of parents/guardians of English Language Learners feel empowered to play a meaningful role in decision-making at school 57% of parents/guardians of Students with Disabilities feel empowered to play a meaningful role	73% of parents/guardians of all students feel empowered to play a meaningful role in decision-making at school 81% of parents/guardians of English Language Learners feel empowered to play a meaningful role in decision-making at school 74% of parents/guardians of Students with Disabilities feel empowered to play a meaningful role	Maintain the baseline of percent positive	8% decrease from baseline.

Metric #	Metric	Baseline	Year 1 Outcome	Year 2 Outcome	Target for Year 3 Outcome	Current Difference from Baseline
			in decision-making at school	in decision-making at school		
2.4	Youth Truth Staff Survey - My school is cooperative and team-oriented. (percent positive)	2024 Youth Truth Staff Survey Relationships - My school is cooperative and team-oriented. 86% positive	2025 Youth Truth Staff Survey Relationships - My school is cooperative and team-oriented. 80% positive	2026 Youth Truth Staff Survey Relationships - My school is cooperative and team-oriented. 84% positive	1% annual increase with a target of 89% in Year 3	2% decrease from baseline.

Goal Analysis [2025-26]

An analysis of how this goal was carried out in the previous year.

A description of overall implementation, including any substantive differences in planned actions and actual implementation of these actions, and any relevant challenges and successes experienced with implementation.

Loma Vista made significant progress in implementing our planned actions while adapting to emerging needs and challenges throughout the year.

Successful Implementation:
Action 2.1 - Engagement Opportunities (on-going) - Engagement opportunities included Back-to-School Night, Parent Conferences, Parent Education Events, Local Control Accountability Plan Advisory, PTA/PTO engagement opportunities, SST meetings, Individual Education Plan meetings, 504 meetings, English Language Advisory Committee, District Advisory Committee, District English Language Advisory Committee, and various family engagement events.
Action 2.2 - Communication and Input (on-going) - Staff communicated with our families and community both formally and informally including through weekly communications from the school and from each classroom teacher. In addition, multiple opportunities wer provided to families to give input and feedback including the LCAP advisory committee, district level committees, and through the YouthTruth survey. Translation services are utilized to ensure language barriers do not impede communication or input capabilities with our families.

Implementation Challenges: None

Modified Implementation: None

Non-Implemented Actions:
None

An explanation of material differences between Budgeted Expenditures and Estimated Actual Expenditures and/or Planned Percentages of Improved Services and Estimated Actual Percentages of Improved Services.

The district experienced varying degrees of alignment between planned expenditures and actual spending, reflecting both operational adaptations and implementation realities throughout the year.

Expenditure Differences:
Action 2.1 - Engagement Opportunities - no budget needed, no additional costs
Action 2.2 - Communication and Input - Budget $515; Actual $0 Not utilized.

A description of the effectiveness or ineffectiveness of the specific actions to date in making progress toward the goal.

Based on our analysis of metrics and outcomes, the implementation of actions showed varying levels of effectiveness in achieving Goal 2, as demonstrated by both quantitative data and qualitative indicators.

Action 2.1 - Engagement Opportunities - Opportunities for engagement were effective based on attendance and participation in Back-to-School Night, Parent Conferences, Local Control Accountability Plan Advisory, PTA/PTO engagement opportunities, SST meetings, Individual Education Plan meetings, 504 meetings, District Advisory Committee, and various family engagement events.

Action 2.2 - Communication and Input - Communication with stakeholders showed effectiveness as measured by weekly reports of communication with families via Parent Square. Stakeholders also indicated that they were able to provide input as measured by affirmed and attested IEPs as well as 504 plans. The YouthTruth survey indicated that we were less effective in feeling they had an important role in the decision making process which decreased by 15% from the previous year. Families did, however, feel that they received information about student learning and progress as measured by a 4% increase up to 86% positive in this area.

A description of any changes made to the planned goal, metrics, target outcomes, or actions for the coming year that resulted from reflections on prior practice.

No changes to Goal 2 focusing on rigorous, equitable learning environments with a focus on the whole child via the highest quality instruction consistently utilizing district-adopted curriculum, monitoring student progress, and meeting the academic needs of all learners.
All of our metrics, actions, and expected outcomes align with our effectiveness analysis and implementation experiences from the current year.

A report of the Total Estimated Actual Expenditures for last year's actions may be found in the Annual Update Table. A report of the Estimated Actual Percentages of Improved Services for last year's actions may be found in the Contributing Actions Annual Update Table.

Actions

Action #	Title	Description	Total Funds	Contributing
2.1	Engagement Opportunities	Provide school engagement opportunities for families. Engagement opportunities may include but are not limited to: Back-to-School Night, Parent Conferences, Parent Education Events, Local Control Accountability Plan Advisory, PTA/PTO engagement opportunities, SST meetings, Individual Education Plan meetings, 504 meetings, English Language Advisory Committee, District Advisory Committee, District English Language Advisory Committee, and various family engagement events.	$0.00	No
2.2	Communication and Input	As outlined in the District Communication Plan, staff will use a variety of ways to communicate with our families and community both formally and informally. In addition, multiple opportunities will be provided to families to give input and feedback. Translation services are utilized to ensure language barriers do not impede communication or input capabilities with our families.	$0.00	Yes

Goals and Actions

Goal

Goal #	Description	Type of Goal
3	To foster the social-emotional learning and well-being of every child by creating safe and inclusive environments that honor and celebrate the culture and uniqueness of every student with a focus on social-emotional well-being	Broad Goal

State Priorities addressed by this goal.

Priority 5: Pupil Engagement (Engagement)
Priority 6: School Climate (Engagement)

An explanation of why the LEA has developed this goal.

As stated in California's Social and Emotional Learning Guiding Principles, "To achieve the California Department of Education's mission and vision, our schools must support every child's unique journey to fulfill their potential by providing:

- an equitable, culturally responsive education,
- academic, social, and emotional learning, and
- safe, engaging, inclusive environment.

The Collaborative for Academic, Social, and Emotional Learning (CASEL) defines social and emotional learning as "the process through which children and adults acquire and effectively apply the knowledge, attitudes, and skills necessary to understand and manage emotions, set and achieve positive goals, feel and show empathy for others, establish and maintain positive relationships, and make responsible decisions." Importantly, we recognize that all learning is contextual and relationship-driven, and SEL can serve as a lever to enhance equity, build positive climate and culture, and to foster a sense of belonging among all community members.

Over the last several years, Loma Vista Immersion Academy has worked to expand our Multi-tiered System of Support (MTSS) to include robust supports and strategies for social-emotional learning, mental and physical health, positive behavior, and attendance/engagement. Our MTSS model includes programs and services such as the Positive Behavior Intervention and Supports (PBIS) system that has been implemented over the last several years. We have systems in place at all Tier levels to support a variety of student needs. In addition, to complement our PBIS system the use of the Second Step Curriculum has been introduced and implemented with success. Most recently, we have added professional learning and initial implementation of Restorative Practices to foster healthy relationships and promote positive discipline. In our school, Restorative Practices are multifaceted in nature. Restorative Practices include interventions when harm has happened, as well as practices that help to prevent harm and conflict by helping to build a sense of belonging, safety, and social responsibility in the school community. The initial implementation of Restorative Practices has included community building, restorative circles, restorative conferences and other means of correction. School-based counseling and mental health services continue to be implemented to provide services to more students than ever.

Having reviewed multiple forms of data, including our Youth Truth student and family surveys, educational partner feedback from numerous meetings, school site data (referral numbers, COST team data, etc.), and the state priorities, we will move forward with providing support on various levels. It is important to continue this work to support high levels of student engagement and both mental and physical well-being. Having found success with our MTSS support the last several years, we will work to enhance, refine, and improve implementation as we

move forward. The continued actions and services listed below will provide the vehicle in which we can continue to serve students at high levels. The selected metrics below will provide insight into how the supports and services are affecting our students and their outcomes.

Measuring and Reporting Results

Metric #	Metric	Baseline	Year 1 Outcome	Year 2 Outcome	Target for Year 3 Outcome	Current Difference from Baseline
3.1	Chronic Absenteeism Rate - All Students	2023 Chronic Absenteeism Rate: All Students: 22.7% 29.2% of low-income students 28.1% of Students with Disabilities 26.1% of English Learners	2024 Chronic Absenteeism Rate: All Students: 14.7% 20.1% of low-income students 22.7% of Students with Disabilities 16.8% of English Learners	2025 Chronic Absenteeism Rate: All Students: 9.7% 10.6% of low-income students 11.5% of Students with Disabilities 11% of English Learners	Decrease by 2% annually with a target decrease of 15.5% in Year 3	-13% All Students -18.6% of low-income students -16.6% of Students with Disabilities -15.1% of English Learners
3.2	Suspension Rate - All Students	2023 Suspension Rate: All Students: 1.2% 0% of Students with Disabilities 1.1% of English Learners 1.4% of low-income	2024 Suspension Rate: All Students: 0.4% 0% of Students with Disabilities 0% of English Learners 0.6% of low-income	2025 Suspension Rate: All Students: 0.7% 0% of Students with Disabilities 0.6% of English Learners 0.9% of low-income	Decrease to less than 0.5% annually	-0.5% All students 0.0% Student with Disabilities -0.5% English Learners -0.5% low-income
3.3	Suspension Rate - Students with Disabilities	2023 Suspension Rate - Students with Disabilities: 0%	2024 Suspension Rate - Students with Disabilities: 0%	2025 Suspension Rate - Students with Disabilities: 0%	Maintain 0% suspension rate	0
3.4	Youth Truth Student Survey Belonging - Do you feel like an important part of	2024 Youth Truth Student Survey Belonging - Do you feel like an important part of	2025 Youth Truth Student Survey Belonging - Do you feel like an important part of	2026 Youth Truth Student Survey Belonging - Do you feel like an important part of	Increase by 5% annually to 40% by end of Year 3.	+9

Metric #	Metric	Baseline	Year 1 Outcome	Year 2 Outcome	Target for Year 3 Outcome	Current Difference from Baseline
	your school? (percent positive)	your school? 25% percent positive	your school? 28% percent positive	your school? 34% percent positive		
3.5	Youth Truth Student Survey Belonging - Do you feel safe at school? (percent positive)	2024 Youth Truth Student Survey Belonging - Do you feel safe at school?: 55% percent positive	2025 Youth Truth Student Survey Belonging - Do you feel safe at school?: 58% percent positive	2026 Youth Truth Student Survey Belonging - Do you feel safe at school?: 64% percent positive	Increase by 3% annually to 64% by end of Year 3.	+9
3.6	Youth Truth Family Survey - School Safety - My child's learning environment is safe. (percent positive)	2024 Youth Truth Family Survey - School Safety - My child's learning environment is safe: 93% percent positive	2025 Youth Truth Family Survey - School Safety - My child's learning environment is safe: 95% percent positive	2026 Youth Truth Family Survey - School Safety - My child's learning environment is safe: 93% percent positive	Maintain percent positive	0
3.7	Expulsion Rate - All Students	0% of students were expelled	0% of students were expelled	0% of students were expelled	Maintain	0
3.8	Attendance Rate - All Students	95.65% ADA 2024	91.72% ADA 2025	95.66% ADA 2026	Increase by .5% annually to 95.72% by Year 3	-3.93%
3.9	Facilities in Good Repair	2024 100% of facilities are in good repair	2025 100% of facilities are in good repair	2026 100% of facilities are in good repair	Maintain	0
3.10	Youth Truth Staff Survey - School Safety - I feel safe from harm while at my school. (percent positive)	2024 Youth Truth Staff Survey - School Safety - I feel safe from harm while at my school. 100% positive	2025 Youth Truth Staff Survey - School Safety - I feel safe from harm while at my school. 96% positive	2026 Youth Truth Staff Survey - School Safety - I feel safe from harm while at my school. 96% positive	Maintain	-4

Goal Analysis [2025-26]

An analysis of how this goal was carried out in the previous year.

A description of overall implementation, including any substantive differences in planned actions and actual implementation of these actions, and any relevant challenges and successes experienced with implementation.

Loma Vista made significant progress in implementing our planned actions while adapting to emerging needs and challenges throughout the year.

Successful Implementation:
Action 3.1 - Positive Behavior Intervention and Supports (PBIS) (on-going) - Updated student matrix and increased signage throughout the school campus to reinforce school-wide expectations. Professional development and regular check-ins with staff during bi-monthly staff meetings. An MTSS-PBIS team creates and revises action plans to target specific areas for improvement. Monthly awards assemblies, weekly prizes, token economy, and class rewards are in place for students to reinforce PBIS themes. School-wide expectations are explicitly taught at the beginning of the year, after winter break, and after spring break. Teachers conduct PBIS tours throughout the various areas of the campus. Student created videos have been created that demonstrate examples and non-examples of school-wide expectations.
Action 3.2 - School Counseling Services (on-going) - School counseling services continues to be made available this school year. School counselors are included as members of the school COST team and regularly discuss student needs and provide updates on progress.
Action 3.3 - Social Emotional Learning (on-going) - Second Step lessons are taught throughout the school year in all classes TK-6th grade. Students who may require additional supports are referred to the school COST team to determine what additional support may need to be provided.
Action 3.4 - Attendance Supports and Services (on-going) - Regular communication with families occurs if/when an attendance concern arises. Initial SARB letters trigger additional conversations with parents and the school works in tandem with families if there are any barriers to their on-time daily attendance. The SART and SARB processes are in place to help ensure that parents are informed about the importance of regular attendance and understand the expectations for having their child attend regularly. Processes for independent study contracts are in place for families who need them and there is a process for making sure these are completed in advance and in accordance with state regulations and guidelines.

Implementation Challenges:
None

Modified Implementation:
None

Non-Implemented Actions:
None

An explanation of material differences between Budgeted Expenditures and Estimated Actual Expenditures and/or Planned Percentages of Improved Services and Estimated Actual Percentages of Improved Services.

The district experienced varying degrees of alignment between planned expenditures and actual spending, reflecting both operational adaptations and implementation realities throughout the year.

Expenditure Differences:
Action 3.1 - Positive Behavior Intervention and Supports (PBIS) - Budgeted $2,253; Actual $100 No material differences
Action 3.2 - School Counseling Services - Budgeted $138,583; Actual $75,412 One position was unfilled for much of the 2025-2026 school year.
Action 3.3 - Social Emotional Learning - Budgeted $0; Actual $0 - no material differences
Action 3.4 - Attendance Supports and Services - Budgeted $25,974.58; Actual $25,979.25 No material differences

A description of the effectiveness or ineffectiveness of the specific actions to date in making progress toward the goal.

Based on our analysis of metrics and outcomes, the implementation of actions showed varying levels of effectiveness in achieving Goal 3, as demonstrated by both quantitative data and qualitative indicators.

Action 3.1 - Positive Behavior Intervention and Supports (PBIS) - Demonstrated effectiveness as evidenced by the increased rate of student belonging /feeling that they are an important part of the school from 25% to 28% as measured by the YouthTruth Student survey. Additionally, the decreased suspension rate from 1.2% in 2022-2023 to 0.4% in 2023-2024 can be, in part, attributed to our school-wide emphasis on PBIS implementation.
Action 3.2 - School Counseling Services - Counseling services show effectiveness as evidenced by an increase of 3% in students feeling safe at school as measured by the YouthTruth Student survey. Additionally, the decreased suspension rate from 1.2% in 2022-2023 to 0.4% in 2023-2024 can be, in part, attributed to our school counseling services.
Action 3.3 - Social Emotional Learning - As stated in actions 3.1 and 3.2, decreased suspension rates, increased student belonging, and increased rates of students feeling safe can all be, in part, attributed to the implementation of school-wide social emotional learning curriculum.
Action 3.4 - Attendance Supports and Services - Our efforts to support school attendance have shown very strong effectiveness as evidenced by a 5% decrease in chronic absenteeism from 14.7% in 2023-2024 as evidenced on the California Dashboard.

A description of any changes made to the planned goal, metrics, target outcomes, or actions for the coming year that resulted from reflections on prior practice.

No changes to Goal 3 focusing on rigorous, equitable learning environments with a focus on the whole child via the highest quality instruction consistently utilizing district-adopted curriculum, monitoring student progress, and meeting the academic needs of all learners.
All of our metrics, actions, and expected outcomes align with our effectiveness analysis and implementation experiences from the current year.

A report of the Total Estimated Actual Expenditures for last year's actions may be found in the Annual Update Table. A report of the Estimated Actual Percentages of Improved Services for last year's actions may be found in the Contributing Actions Annual Update Table.

Actions

Action #	Title	Description	Total Funds	Contributing
3.1	Positive Behavior Intervention and Supports (PBIS)	The school will continue with full implementation of researched-based Positive Behavioral Interventions and Supports (PBIS). This action was originally a non-contributing action. Through review, OAUSD has determined that this action does in fact fully support unduplicated students. Therefore, this has been changed to be a contributing action for the 2025-2026 school year and will continue to be a contributing action for the 2026-2027 school year.	$29,267.00	Yes
3.2	School Counseling Services	The school will provide access to counseling services and social skills development.	$179,006.00	Yes
3.3	Social Emotional Learning	The school will continue to implement the adopted Social Emotional Learning curriculum. 3-year contract fully expended in Year 1 of the LCAP cycle but services have continued.	$0.00	No
3.4	Attendance Supports and Services	The school will regularly monitor daily attendance in order to provide support and services proactively, mitigating chronic absenteeism and loss of instruction. The school will utilize the Attendance Tiered Intervention Plan and communicate regularly with parents, meeting as often as necessary to support positive school attendance and identify solutions to barriers they may face.	$26,315.89	No

Goals and Actions

Goal

Goal #	Description	Type of Goal
4		

State Priorities addressed by this goal.

An explanation of why the LEA has developed this goal.

Measuring and Reporting Results

Metric #	Metric	Baseline	Year 1 Outcome	Year 2 Outcome	Target for Year 3 Outcome	Current Difference from Baseline

Goal Analysis [2025-26]

An analysis of how this goal was carried out in the previous year.

A description of overall implementation, including any substantive differences in planned actions and actual implementation of these actions, and any relevant challenges and successes experienced with implementation.

An explanation of material differences between Budgeted Expenditures and Estimated Actual Expenditures and/or Planned Percentages of Improved Services and Estimated Actual Percentages of Improved Services.

A description of the effectiveness or ineffectiveness of the specific actions to date in making progress toward the goal.

A description of any changes made to the planned goal, metrics, target outcomes, or actions for the coming year that resulted from reflections on prior practice.

A report of the Total Estimated Actual Expenditures for last year's actions may be found in the Annual Update Table. A report of the Estimated Actual Percentages of Improved Services for last year's actions may be found in the Contributing Actions Annual Update Table.

Actions

Action #	Title	Description	Total Funds	Contributing

Goals and Actions

Goal

Goal #	Description	Type of Goal
5		

State Priorities addressed by this goal.

An explanation of why the LEA has developed this goal.

Measuring and Reporting Results

Metric #	Metric	Baseline	Year 1 Outcome	Year 2 Outcome	Target for Year 3 Outcome	Current Difference from Baseline

Goal Analysis [2025-26]

An analysis of how this goal was carried out in the previous year.

A description of overall implementation, including any substantive differences in planned actions and actual implementation of these actions, and any relevant challenges and successes experienced with implementation.

An explanation of material differences between Budgeted Expenditures and Estimated Actual Expenditures and/or Planned Percentages of Improved Services and Estimated Actual Percentages of Improved Services.

A description of the effectiveness or ineffectiveness of the specific actions to date in making progress toward the goal.

A description of any changes made to the planned goal, metrics, target outcomes, or actions for the coming year that resulted from reflections on prior practice.

A report of the Total Estimated Actual Expenditures for last year's actions may be found in the Annual Update Table. A report of the Estimated Actual Percentages of Improved Services for last year's actions may be found in the Contributing Actions Annual Update Table.

Actions

Action #	Title	Description	Total Funds	Contributing

Increased or Improved Services for Foster Youth, English Learners, and Low-Income Students [2026-27]

Total Projected LCFF Supplemental and/or Concentration Grants	Projected Additional 15 percent LCFF Concentration Grant
$$549,031.00	$0

Required Percentage to Increase or Improve Services for the LCAP Year

Projected Percentage to Increase or Improve Services for the Coming School Year	LCFF Carryover — Percentage	LCFF Carryover — Dollar	Total Percentage to Increase or Improve Services for the Coming School Year
10.412%	4.359%	$219,560.74	14.771%

The Budgeted Expenditures for Actions identified as Contributing may be found in the Contributing Actions Table.

Required Descriptions

LEA-wide and Schoolwide Actions

For each action being provided to an entire LEA or school, provide an explanation of (1) the unique identified need(s) of the unduplicated student group(s) for whom the action is principally directed, (2) how the action is designed to address the identified need(s) and why it is being provided on an LEA or schoolwide basis, and (3) the metric(s) used to measure the effectiveness of the action in improving outcomes for the unduplicated student group(s).

Goal and Action #	Identified Need(s)	How the Action(s) Address Need(s) and Why it is Provided on an LEA-wide or Schoolwide Basis	Metric(s) to Monitor Effectiveness
1.1	**Action:** Multi Tiered System of Supports - Tier I Academic **Need:** “California’s MTSS focuses on aligning initiatives and resources within an educational organization to address the needs of all students. It is an integrated, comprehensive framework for local educational agencies	This action addresses the need by utilizing MTSS to monitor, evaluate and determine corrective action based on data, especially as it relates to students in need, especially our low-income students, English Learners, and Foster Youth (if applicable). A Multi-tiered System of Support (MTSS) is the most effective use of funds for unduplicated students as it is a research-based approach that provides a comprehensive framework for	CA Dashboard Data (ELA and Math) Local Assessments (STAR Reading/Math and Early Literacy Screener)

Goal and Action #	Identified Need(s)	How the Action(s) Address Need(s) and Why it is Provided on an LEA-wide or Schoolwide Basis	Metric(s) to Monitor Effectiveness
	(LEA) that aligns academic, behavioral, and social-emotional learning in a fully integrated system of support for the benefit of all students. MTSS offers the potential to create systematic change through intentional integration of services and supports to quickly identify and meet the needs of all students." Low-Income Students are performing lower than all students on the CA Dashboard English Language Arts: 64.5 points below standard compared to 27.6 points below standard Math: 50.8 points below standard compared to 22.3 points below standard English Learners are performing lower than all students on the CA Dashboard English Language Arts: 75.1 points below standard compared to 27.6 points below standard Math: 61.6 points below standard compared to 22.3 points below standard **Scope:** LEA-wide	identifying and addressing diverse needs through tiered interventions, data-driven decision-making, and collaboration among educators, ensuring equitable access to support and sustained student success. This action is provided on an LEA-wide basis to maximize impact in improving CA Dashboard Data for all students. This action will create the opportunity to improve CA Dashboard Data for low-income students, English Learners, and Foster Youth students (if applicable) because the MTSS Framework is specifically designed to address these student groups' identified needs.	
1.2	**Action:** Multi Tiered System of Supports - Tier 2 Academic/Intervention **Need:**	This action addresses this need by providing targeted instruction to students who are not at grade level proficiency. Individualized and group intervention support is the most effective use of funds to meet the needs of our low-income, English Learners, and Foster Youth because it	CA Dashboard Data (ELA and Math) Local Assessments (STAR Reading/Math and Early Literacy Screener)

Goal and Action #	Identified Need(s)	How the Action(s) Address Need(s) and Why it is Provided on an LEA-wide or Schoolwide Basis	Metric(s) to Monitor Effectiveness
	Our low-income and English Learners are scoring lower than “all students” in ELA and Math See data above in 1.1 **Scope:** LEA-wide	allows for targeted instruction based on each students’ learning needs. By providing targeted support, students receive the scaffolding, skills, and instruction needed to make progress towards grade level proficiency. This action is provided on an LEA-wide basis to maximize impact in improving student outcomes and CA Dashboard Academic Indicators for all students. This action creates an opportunity to improve the outcomes and CA Dashboard Data for low-income, English Learners, and Foster Youth (if applicable).	CA Dashboard Data (Chronic Absenteeism)
1.3	**Action:** Professional Learning **Need:** According to the CDE, “Professional learning allows educators to explore how their teaching and management strategies help students learn and thrive. Professional learning includes workshops and other more traditional types of professional development. But it goes further, engaging educators in ongoing self reflection, peer support, experimentation, and modification of instruction and management practices based on student performance data, student work, and both learning and social behaviors. Through an intensive process of collaborative and job-embedded learning, educators can gain more than content knowledge or technical strategies—they can gain an improved understanding of their own teaching and learning and of the various ways by which students learn. Through this effort,	This action addresses this need by providing high quality professional learning opportunities for certificated and classified staff members to build their capacity and confidence in their work with students. High quality professional learning topics range from Common Core, curricula, instruction, assessment, and other topics. Additionally, specific training occurs in support of MTSS including PBIS, restorative practices, RtI and intervention/supports, and Professional Learning Communities. This action is provided on an LEA-wide basis to maximize impact in improving student outcomes and CA Dashboard Academic Indicators for all students. This action creates an opportunity to improve the outcomes and CA Dashboard Data for low-income, English Learners and Foster Youth (if applicable).	CA Dashboard Data (ELA and Math) CA Dashboard Data (Suspension and Chronic Absenteeism) Local Assessments (STAR Reading/Math and Early Literacy Screener)

Goal and Action #	Identified Need(s)	How the Action(s) Address Need(s) and Why it is Provided on an LEA-wide or Schoolwide Basis	Metric(s) to Monitor Effectiveness
	educators also come together as a community of self-developing practitioners." Our low-income and English Learners are scoring lower than "all students" in ELA and Math See data in 1.1 and 3.2 **Scope:** LEA-wide		
1.6	**Action:** Multi Tiered System of Supports - English Language Learners **Need:** "California's MTSS focuses on aligning initiatives and resources within an educational organization to address the needs of all students. It is an integrated, comprehensive framework for local educational agencies (LEA) that aligns academic, behavioral, and social-emotional learning in a fully integrated system of support for the benefit of all students. MTSS offers the potential to create systematic change through intentional integration of services and supports to quickly identify and meet the needs of all students." English Learners are performing lower than all students on the CA Dashboard	This action addresses the need by utilizing MTSS to monitor, evaluate and determine corrective action based on data, especially as it relates to students in need especially our English Learners. This action is provided on an LEA-wide basis to maximize impact in improving CA Dashboard Data for English Language Learners.	CA Dashboard Data (ELA, Math, English Learner Progress) Local Assessments (STAR Reading/Math and Early Literacy Screener)

Goal and Action #	Identified Need(s)	How the Action(s) Address Need(s) and Why it is Provided on an LEA-wide or Schoolwide Basis	Metric(s) to Monitor Effectiveness
	English Language Arts: 75.1 points below standard compared to 27.6 points below standard Math: 61.6 points below standard compared to 22.3 points below standard **Scope:** LEA-wide		
2.2	**Action:** Communication and Input **Need:** English Learners are performing lower than all students on the CA Dashboard English Language Arts: 77.8 points below standard compared to 35.6 points below standard Math: 68.7points below standard compared to 34.8 points below standard There continues to be a performance gap between our overall student group and English Learners. **Scope:** LEA-wide	This action is being offered on a district wide basis because parent/guardian translation and interpretation services provide access to information and communication regarding programs and academic outcomes for families that need support in a language other than English. Research and best practices indicate that increased involvement and engagement is related to improvements in academic outcomes for students and providing translation/interpretation services will increase the engagement of our English Learner families.	CA Dashboard (ELA and Math) Youth Truth Family Survey Local Assessments (STAR Reading/Math and Early Literacy Screener)
3.1	**Action:** Positive Behavior Intervention and Supports (PBIS) **Need:**	PBIS addresses the needs of unduplicated pupils by creating safe, inclusive, and supportive learning environments that strengthen student engagement, positive behavior, attendance, and access to instruction. The school focuses on	CA Dashboard Data (Attendance) Youth Truth Survey - Student Survey

Goal and Action #	Identified Need(s)	How the Action(s) Address Need(s) and Why it is Provided on an LEA-wide or Schoolwide Basis	Metric(s) to Monitor Effectiveness
	Unduplicated pupils, including English learners, low-income students, and foster youth, benefit from consistent, proactive, and supportive behavioral systems that create safe, predictable, and inclusive learning environments. Schoolwide implementation of Positive Behavioral Interventions and Supports (PBIS) helps address identified needs related to student engagement, school connectedness, behavior regulation, attendance, and access to instruction. PBIS provides explicit teaching of behavioral expectations, positive reinforcement, restorative practices, and targeted supports that are especially important for students who may experience additional social-emotional, behavioral, or environmental challenges. Research demonstrates that positive school climate and behavioral support systems are associated with improved student engagement, increased attendance, reduced suspensions, and stronger academic outcomes. Studies have found that students in schools with positive school climates are more likely to attend school regularly and achieve at higher academic levels. Additionally, research on Schoolwide PBIS has shown reductions in suspension and expulsion rates, while also improving school environments to be more engaging, preventive, and supportive for students. Through the continued implementation of PBIS, the district aims to improve school climate, reduce behavioral disruptions and	teaching and reinforcing Tier 1 behaviors necessary for learning, while also providing targeted Tier 2 behavioral supports and interventions through the Coordination of Services Team (COST). These supports are especially important for English learners, low-income students, and foster youth who may experience additional social-emotional or behavioral needs. This action is provided on a LEA-wide basis because a consistent, positive behavioral system benefits all students while particularly supporting unduplicated pupils through aligned expectations, proactive supports, and increased access to learning. Attendance: 95.66% ADA 2026 Suspension: 0.6% of English Learners compared to 0.7% of all students 0.9% of low-income compared to 0.7% of all students	CA Dashboard Data (Suspension)

Goal and Action #	Identified Need(s)	How the Action(s) Address Need(s) and Why it is Provided on an LEA-wide or Schoolwide Basis	Metric(s) to Monitor Effectiveness
	exclusionary discipline practices, strengthen student connectedness and engagement, and increase students' ability to fully access academic learning and positively participate in the school community. **Scope:** LEA-wide		
3.2	**Action:** School Counseling Services **Need:** Supporting the whole child is a priority in OAUSD. We will continue to implement a robust MTSS model at each school site and at the District level. As defined by CDE, "MTSS is an integrated, comprehensive framework that focuses on CCSS, core instruction, differentiated learning, student centered learning, individualized student needs, and the alignment of systems necessary for all students' academic, behavioral, and social success. As such, MTSS encompasses both RtI and PBIS, and systematically addresses support for all students. Because of the tiered level of support, staff have the ability to meet the needs of our unduplicated students, as many require interconnected support to be successful. Since MTSS is a framework that brings together both RtI and PBIS and aligns their supports to serve the whole child, it also relies on data gathering through universal screening, data-driven decision making, and	As a District and LCAP goal, we will foster the social-emotional learning and well-being of every child by creating safe and inclusive environments that honor and celebrate the culture and uniqueness of every student with a focus on social-emotional well being. As part of our MTSS framework, we will continue to focus on Positive Behavioral Intervention and Supports (PBIS) structures in our schools. This, along with school counseling services, supports the social, physical, and mental health needs of our low-income and English Learners. A healthy social-emotional well-being allows students to access learning and experience success in school. Counseling services are specific to the needs of our low-income and English Learners; however, all students may be served thus this is provided on an LEA-wide basis. This action will not only improve CA Dashboard Data for low-income, English Learners, and Foster Youth (if applicable), but it will also improve CA Dashboard Data for all students.	CA Dashboard Data (Suspension and Chronic Absenteeism) Youth Truth Survey - Student Survey CA Dashboard Data (ELA and Math)

Goal and Action #	Identified Need(s)	How the Action(s) Address Need(s) and Why it is Provided on an LEA-wide or Schoolwide Basis	Metric(s) to Monitor Effectiveness
	problem solving teams, and focuses on content standards. MTSS aligns the entire system of initiatives, supports, and resources, and implements continuous improvement processes throughout the system." Suspension: 0.6% of English Learners compared to 0.7% of all students 0.9% of low-income compared to 0.7% of all students Chronic Absenteeism: 10.6% of low-income students were chronically absent compared to 9.7% of all students 11% of English Learners were chronically absent compared to 9.7% of all students **Scope:** LEA-wide		

Limited Actions

For each action being solely provided to one or more unduplicated student group(s), provide an explanation of (1) the unique identified need(s) of the unduplicated student group(s) being served, (2) how the action is designed to address the identified need(s), and (3) how the effectiveness of the action in improving outcomes for the unduplicated student group(s) will be measured.

Goal and Action #	Identified Need(s)	How the Action(s) are Designed to Address Need(s)	Metric(s) to Monitor Effectiveness

For any limited action contributing to meeting the increased or improved services requirement that is associated with a Planned Percentage of Improved Services in the Contributing Summary Table rather than an expenditure of LCFF funds, describe the methodology that was used to determine the contribution of the action towards the proportional percentage, as applicable.

Additional Concentration Grant Funding

A description of the plan for how the additional concentration grant add-on funding identified above will be used to increase the number of staff providing direct services to students at schools that have a high concentration (above 55 percent) of foster youth, English learners, and low-income students, as applicable.

N/A

Staff-to-student ratios by type of school and concentration of unduplicated students	Schools with a student concentration of 55 percent or less	Schools with a student concentration of greater than 55 percent
Staff-to-student ratio of classified staff providing direct services to students	N/A	N/A
Staff-to-student ratio of certificated staff providing direct services to students	N/A	N/A

2026-27 Total Planned Expenditures Table

LCAP Year	1. Projected LCFF Base Grant (Input Dollar Amount)	2. Projected LCFF Supplemental and/or Concentration Grants (Input Dollar Amount)	3. Projected Percentage to Increase or Improve Services for the Coming School Year (2 divided by 1)	LCFF Carryover — Percentage (Input Percentage from Prior Year)	Total Percentage to Increase or Improve Services for the Coming School Year (3 + Carryover %)
Totals	$5,273,212.00	$549,031.00	10.412%	4.359%	14.771%

Totals	LCFF Funds	Other State Funds	Local Funds	Federal Funds	Total Funds	Total Personnel	Total Non-personnel
Totals	$659,183.99	$1,298,589.00	$0.00	$182,396.98	$2,140,169.97	$1,567,887.37	$572,282.60

Goal #	Action #	Action Title	Student Group(s)	Contributing to Increased or Improved Services?	Scope	Unduplicated Student Group(s)	Location	Time Span	Total Personnel	Total Non-personnel	LCFF Funds	Other State Funds	Local Funds	Federal Funds	Total Funds	Planned Percentage of Improved Services
1	1.1	Multi Tiered System of Supports - Tier I Academic	English Learners Foster Youth Low Income	Yes	LEA-wide	English Learners Foster Youth Low Income			$121,988.13	$11,360.00	$52,810.13	$80,538.00	$0.00	$0.00	$133,348.13	
1	1.2	Multi Tiered System of Supports - Tier 2 Academic/Intervention	English Learners Foster Youth Low Income	Yes	LEA-wide	English Learners Foster Youth Low Income			$166,361.96	$0.00	$70,703.98	$0.00	$0.00	$95,657.98	$166,361.96	
1	1.3	Professional Learning	English Learners Foster Youth Low Income	Yes	LEA-wide	English Learners Foster Youth Low Income			$40,446.12	$56,328.20	$87,489.12	$0.00	$0.00	$9,285.20	$96,774.32	
1	1.4	Core Essential Programming	All Students with Disabilities	No					$183,715.87	$29,876.00	$213,591.87	$0.00	$0.00	$0.00	$213,591.87	
1	1.5	Multi Tiered System of Supports - Students with Disabilities	Students with Disabilities	No					$850,303.40	$445,201.40	$0.00	$1,218,051.00	$0.00	$77,453.80	$1,295,504.80	
1	1.6	Multi Tiered System of Supports - English Language Learners	English Learners	Yes	LEA-wide	English Learners			$0.00	$0.00	$0.00	$0.00	$0.00	$0.00	$0.00	
2	2.1	Engagement Opportunities	All Students with Disabilities	No					$0.00	$0.00	$0.00	$0.00	$0.00	$0.00	$0.00	
2	2.2	Communication and Input	English Learners Foster Youth Low Income	Yes	LEA-wide	English Learners Foster Youth Low Income			$0.00	$0.00	$0.00	$0.00	$0.00	$0.00	$0.00	
3	3.1	Positive Behavior Intervention and Supports (PBIS)	English Learners Foster Youth Low Income	Yes	LEA-wide	English Learners Foster Youth Low Income	All Schools	2025-2027	$0.00	$29,267.00	$29,267.00	$0.00	$0.00	$0.00	$29,267.00	
3	3.2	School Counseling Services	English Learners Foster Youth Low Income	Yes	LEA-wide	English Learners Foster Youth Low Income			$178,756.00	$250.00	$179,006.00	$0.00	$0.00	$0.00	$179,006.00	

Goal #	Action #	Action Title	Student Group(s)	Contributing to Increased or Improved Services?	Scope	Unduplicated Student Group(s)	Location	Time Span	Total Personnel	Total Non-personnel	LCFF Funds	Other State Funds	Local Funds	Federal Funds	Total Funds	Planned Percentage of Improved Services
3	**3.3**	Social Emotional Learning	All Students with Disabilities	No			All Schools		$0.00	$0.00	$0.00	$0.00	$0.00	$0.00	$0.00	
3	**3.4**	Attendance Supports and Services	All Students with Disabilities	No			All Schools		$26,315.89	$0.00	$26,315.89	$0.00	$0.00	$0.00	$26,315.89	

2026-27 Contributing Actions Table

1. Projected LCFF Base Grant	2. Projected LCFF Supplemental and/or Concentration Grants	3. Projected Percentage to Increase or Improve Services for the Coming School Year (2 divided by 1)	LCFF Carryover — Percentage (Percentage from Prior Year)	Total Percentage to Increase or Improve Services for the Coming School Year (3 + Carryover %)	4. Total Planned Contributing Expenditures (LCFF Funds)	5. Total Planned Percentage of Improved Services (%)	Planned Percentage to Increase or Improve Services for the Coming School Year (4 divided by 1, plus 5)	Totals by Type	Total LCFF Funds
$5,273,212.00	$549,031.00	10.412%	4.359%	14.771%	$419,276.23	0.000%	7.951 %	**Total:**	$419,276.23
								LEA-wide Total:	$419,276.23
								Limited Total:	$0.00
								Schoolwide Total:	$0.00

Goal	Action #	Action Title	Contributing to Increased or Improved Services?	Scope	Unduplicated Student Group(s)	Location	Planned Expenditures for Contributing Actions (LCFF Funds)	Planned Percentage of Improved Services (%)
1	**1.1**	Multi Tiered System of Supports - Tier I Academic	Yes	LEA-wide	English Learners Foster Youth Low Income		$52,810.13	
1	**1.2**	Multi Tiered System of Supports - Tier 2 Academic/Intervention	Yes	LEA-wide	English Learners Foster Youth Low Income		$70,703.98	
1	**1.3**	Professional Learning	Yes	LEA-wide	English Learners Foster Youth Low Income		$87,489.12	
1	**1.6**	Multi Tiered System of Supports - English Language Learners	Yes	LEA-wide	English Learners		$0.00	
2	**2.2**	Communication and Input	Yes	LEA-wide	English Learners Foster Youth Low Income		$0.00	
3	**3.1**	Positive Behavior Intervention and Supports (PBIS)	Yes	LEA-wide	English Learners Foster Youth Low Income	All Schools	$29,267.00	
3	**3.2**	School Counseling Services	Yes	LEA-wide	English Learners Foster Youth		$179,006.00	

Goal	Action #	Action Title	Contributing to Increased or Improved Services?	Scope	Unduplicated Student Group(s)	Location	Planned Expenditures for Contributing Actions (LCFF Funds)	Planned Percentage of Improved Services (%)
					Low Income			

2025-26 Annual Update Table

Totals	Last Year's Total Planned Expenditures (Total Funds)	Total Estimated Expenditures (Total Funds)
Totals	$1,929,157.77	$2,050,851.35

Last Year's Goal #	Last Year's Action #	Prior Action/Service Title	Contributed to Increased or Improved Services?	Last Year's Planned Expenditures (Total Funds)	Estimated Actual Expenditures (Input Total Funds)
1	**1.1**	Multi Tiered System of Supports - Tier I Academic	Yes	$46,751.00	$46,718.24
1	**1.2**	Multi Tiered System of Supports - Tier 2 Academic/Intervention	Yes	$163,525.99	$163,559.33
1	**1.3**	Professional Learning	Yes	$97,867.60	$133,252.41
1	**1.4**	Core Essential Programming	No	$129,237.00	$293,384.32
1	**1.5**	Multi Tiered System of Supports - Students with Disabilities	No	$1,324,450.60	$1,311,545.80
1	**1.6**	Multi Tiered System of Supports - English Language Learners	Yes	$0.00	$0.00
2	**2.1**	Engagement Opportunities	No	$0.00	$0.00
2	**2.2**	Communication and Input	Yes	$515.00	$0.00
3	**3.1**	Positive Behavior Intervention and Supports (PBIS)	Yes	$2,253.00	$1,000.00
3	**3.2**	School Counseling Services	Yes	$138,583.00	$75,412.00
3	**3.3**	Social Emotional Learning	No	$0.00	$0.00

Last Year's Goal #	Last Year's Action #	Prior Action/Service Title	Contributed to Increased or Improved Services?	Last Year's Planned Expenditures (Total Funds)	Estimated Actual Expenditures (Input Total Funds)
3	**3.4**	Attendance Supports and Services	No	$25,974.58	$25,979.25

2025-26 Contributing Actions Annual Update Table

6. Estimated LCFF Supplemental and/or Concentration Grants (Input Dollar Amount)	4. Total Planned Contributing Expenditures (LCFF Funds)	7. Total Estimated Expenditures for Contributing Actions (LCFF Funds)	Difference Between Planned and Estimated Expenditures for Contributing Actions (Subtract 7 from 4)	5. Total Planned Percentage of Improved Services (%)	8. Total Estimated Percentage of Improved Services (%)	Difference Between Planned and Estimated Percentage of Improved Services (Subtract 5 from 8)
$498,558	$345,413.00	$325,842.09	$19,570.91	0.000%	0.000%	0.000%

Last Year's Goal #	Last Year's Action #	Prior Action/Service Title	Contributing to Increased or Improved Services?	Last Year's Planned Expenditures for Contributing Actions (LCFF Funds)	Estimated Actual Expenditures for Contributing Actions (Input LCFF Funds)	Planned Percentage of Improved Services	Estimated Actual Percentage of Improved Services (Input Percentage)
1	**1.1**	Multi Tiered System of Supports - Tier I Academic	Yes	$46,751.00	$46,718.24		
1	**1.2**	Multi Tiered System of Supports - Tier 2 Academic/Intervention	Yes	$69,498.60	$75,621.00		
1	**1.3**	Professional Learning	Yes	$88,327.40	$127,090.85		
1	**1.6**	Multi Tiered System of Supports - English Language Learners	Yes	$0.00	$0.00		
2	**2.2**	Communication and Input	Yes	$0.00	$0.00		
3	**3.1**	Positive Behavior Intervention and Supports (PBIS)	Yes	$2,253.00	$1,000.00		
3	**3.2**	School Counseling Services	Yes	$138,583.00	$75,412.00		

2025-26 LCFF Carryover Table

9. Estimated Actual LCFF Base Grant (Input Dollar Amount)	6. Estimated Actual LCFF Supplemental and/or Concentration Grants	LCFF Carryover — Percentage (Percentage from Prior Year)	10. Total Percentage to Increase or Improve Services for the Current School Year (6 divided by 9 + Carryover %)	7. Total Estimated Actual Expenditures for Contributing Actions (LCFF Funds)	8. Total Estimated Actual Percentage of Improved Services (%)	11. Estimated Actual Percentage of Increased or Improved Services (7 divided by 9, plus 8)	12. LCFF Carryover — Dollar Amount (Subtract 11 from 10 and multiply by 9)	13. LCFF Carryover — Percentage (12 divided by 9)
$5,037,079	$498,558	0.93%	10.828%	$325,842.09	0.000%	6.469%	$219,560.74	4.359%

Local Control and Accountability Plan Instructions

Plan Summary

Engaging Educational Partners

Goals and Actions

Increased or Improved Services for Foster Youth, English Learners, and Low-Income Students

For additional questions or technical assistance related to the completion of the Local Control and Accountability Plan (LCAP) template, please contact the local county office of education (COE), or the California Department of Education's (CDE's) Local Agency Systems Support Office, by phone at 916-319-0809 or by email at LCFF@cde.ca.gov.

Introduction and Instructions

The Local Control Funding Formula (LCFF) requires local educational agencies (LEAs) to engage their local educational partners in an annual planning process to evaluate their progress within eight state priority areas encompassing all statutory metrics (COEs have 10 state priorities). LEAs document the results of this planning process in the LCAP using the template adopted by the State Board of Education.

The LCAP development process serves three distinct, but related functions:

- **Comprehensive Strategic Planning:** The process of developing and annually updating the LCAP supports comprehensive strategic planning, particularly to address and reduce disparities in opportunities and outcomes between student groups indicated by the California School Dashboard (California Education Code [EC] Section 52064[e][1]). Strategic planning that is comprehensive connects budgetary decisions to teaching and learning performance data. LEAs should continually evaluate the hard choices they make about the use of limited resources to meet student and community needs to ensure opportunities and outcomes are improved for all students.

- **Meaningful Engagement of Educational Partners:** The LCAP development process should result in an LCAP that reflects decisions made through meaningful engagement (EC Section 52064[e][1]). Local educational partners possess valuable perspectives and insights about an LEA's programs and services. Effective strategic planning will incorporate these perspectives and insights in order to identify potential goals and actions to be included in the LCAP.

- **Accountability and Compliance:** The LCAP serves an important accountability function because the nature of some LCAP template sections require LEAs to show that they have complied with various requirements specified in the LCFF statutes and regulations, most notably:

    - Demonstrating that LEAs are increasing or improving services for foster youth, English learners, including long-term English learners, and low-income students in proportion to the amount of additional funding those students generate under LCFF (EC Section 52064[b][4-6]).

    - Establishing goals, supported by actions and related expenditures, that address the statutory priority areas and statutory metrics (EC sections 52064[b][1] and [2]).

        - **NOTE:** As specified in EC Section 62064(b)(1), the LCAP must provide a description of the annual goals, for all pupils and each subgroup of pupils identified pursuant to EC Section 52052, to be achieved for each of the state priorities. Beginning in 2023–24, EC

Section 52052 identifies long-term English learners as a separate and distinct pupil subgroup with a numerical significance at 15 students.

- Annually reviewing and updating the LCAP to reflect progress toward the goals (EC Section 52064[b][7]).
- Ensuring that all increases attributable to supplemental and concentration grant calculations, including concentration grant add-on funding and/or LCFF carryover, are reflected in the LCAP (EC sections 52064[b][6], [8], and [11]).

The LCAP template, like each LEA's final adopted LCAP, is a document, not a process. LEAs must use the template to memorialize the outcome of their LCAP development process, which must: (a) reflect comprehensive strategic planning, particularly to address and reduce disparities in opportunities and outcomes between student groups indicated by the California School Dashboard (Dashboard), (b) through meaningful engagement with educational partners that (c) meets legal requirements, as reflected in the final adopted LCAP. The sections included within the LCAP template do not and cannot reflect the full development process, just as the LCAP template itself is not intended as a tool for engaging educational partners.

If a county superintendent of schools has jurisdiction over a single school district, the county board of education and the governing board of the school district may adopt and file for review and approval a single LCAP consistent with the requirements in EC sections 52060, 52062, 52066, 52068, and 52070. The LCAP must clearly articulate to which entity's budget (school district or county superintendent of schools) all budgeted and actual expenditures are aligned.

The revised LCAP template for the 2024–25, 2025–26, and 2026–27 school years reflects statutory changes made through Senate Bill 114 (Committee on Budget and Fiscal Review), Chapter 48, Statutes of 2023 and Senate Bill 153, Chapter 38, Statues of 2024.

At its most basic, the adopted LCAP should attempt to distill not just what the LEA is doing for students in transitional kindergarten through grade twelve (TK–12), but also allow educational partners to understand why, and whether those strategies are leading to improved opportunities and outcomes for students. LEAs are strongly encouraged to use language and a level of detail in their adopted LCAPs intended to be meaningful and accessible for the LEA's diverse educational partners and the broader public.

In developing and finalizing the LCAP for adoption, LEAs are encouraged to keep the following overarching frame at the forefront of the strategic planning and educational partner engagement functions:

> Given present performance across the state priorities and on indicators in the Dashboard, how is the LEA using its budgetary resources to respond to TK–12 student and community needs, and address any performance gaps, including by meeting its obligation to increase or improve services for foster youth, English learners, and low-income students?

LEAs are encouraged to focus on a set of metrics and actions which, based on research, experience, and input gathered from educational partners, the LEA believes will have the biggest impact on behalf of its TK–12 students.

These instructions address the requirements for each section of the LCAP but may include information about effective practices when developing the LCAP and completing the LCAP document. Additionally, the beginning of each template section includes information emphasizing the purpose that section serves.

Plan Summary

Purpose

A well-developed Plan Summary section provides a meaningful context for the LCAP. This section provides information about an LEA's community as well as relevant information about student needs and performance. In order to present a meaningful context for the rest of the LCAP, the content of this section should be clearly and meaningfully related to the content included throughout each subsequent section of the LCAP.

Requirements and Instructions

General Information

A description of the LEA, its schools, and its students in grades transitional kindergarten–12, as applicable to the LEA. LEAs may also provide information about their strategic plan, vision, etc.

Briefly describe the LEA, its schools, and its students in grades TK–12, as applicable to the LEA.

- For example, information about an LEA in terms of geography, enrollment, employment, the number and size of specific schools, recent community challenges, and other such information the LEA may wish to include can enable a reader to more fully understand the LEA's LCAP.
- LEAs may also provide information about their strategic plan, vision, etc.
- As part of this response, identify all schools within the LEA receiving Equity Multiplier funding.

Reflections: Annual Performance

A reflection on annual performance based on a review of the California School Dashboard (Dashboard) and local data.

Reflect on the LEA's annual performance on the Dashboard and local data. This may include both successes and challenges identified by the LEA during the development process.

LEAs are encouraged to highlight how they are addressing the identified needs of student groups, and/or schools within the LCAP as part of this response.

As part of this response, the LEA must identify the following, which will remain unchanged during the three-year LCAP cycle:

- Any school within the LEA that received the lowest performance level on one or more state indicators on the 2023 Dashboard;
- Any student group within the LEA that received the lowest performance level on one or more state indicators on the 2023 Dashboard; and/or
- Any student group within a school within the LEA that received the lowest performance level on one or more state indicators on the 2023 Dashboard.

EC Section 52064.4 requires that an LEA that has unexpended Learning Recovery Emergency Block Grant (LREBG) funds must include one or more actions funded with LREBG funds within the 2026-27, 2026-27 and 2027-28 LCAPs, as applicable to the LEA. To implement the requirements of *EC* Section 52064.4, all LEAs must do the following:

- For the 2025–26, 2026–27, and 2027–28 LCAP years, identify whether or not the LEA has unexpended LREBG funds for the applicable LCAP year.
    - If the LEA has unexpended LREBG funds the LEA must provide the following:
        - The goal and action number for each action that will be funded, either in whole or in part, with LREBG funds; and
        - An explanation of the rationale for selecting each action funded with LREBG funds. This explanation must include:
            - An explanation of how the action is aligned with the allowable uses of funds identified in *EC* Section 32526(c)(2); and
            - An explanation of how the action is expected to address the area(s) of need of students and schools identified in the needs assessment required by *EC* Section 32526(d).
                - For information related to the allowable uses of funds and the required needs assessment, please see the Program Information tab on the LREBG Program Information web page.
            - Actions may be grouped together for purposes of these explanations.
            - The LEA may provide these explanations as part of the action description rather than as part of the Reflections: Annual Performance.
    - If the LEA does not have unexpended LREBG funds, the LEA is not required to conduct the needs assessment required by *EC* Section 32627(d), to provide the information identified above or to include actions funded with LREBG funds within the 2026-27, 2026-27 and 2027-28 LCAPs.

Reflections: Technical Assistance

As applicable, a summary of the work underway as part of technical assistance.

Annually identify the reason(s) the LEA is eligible for or has requested technical assistance consistent with EC sections 47607.3, 52071, 52071.5, 52072, or 52072.5, and provide a summary of the work underway as part of receiving technical assistance. The most common form of this technical assistance is frequently referred to as Differentiated Assistance, however this also includes LEAs that have requested technical assistance from their COE.

- If the LEA is not eligible for or receiving technical assistance, the LEA may respond to this prompt as “Not Applicable.”

Comprehensive Support and Improvement
An LEA with a school or schools identified for comprehensive support and improvement (CSI) under the Every Student Succeeds Act must respond to the following prompts:

Schools Identified

A list of the schools in the LEA that are eligible for comprehensive support and improvement.

- Identify the schools within the LEA that have been identified for CSI.

Support for Identified Schools

A description of how the LEA has or will support its eligible schools in developing comprehensive support and improvement plans.

- Describe how the LEA has or will support the identified schools in developing CSI plans that included a school-level needs assessment, evidence-based interventions, and the identification of any resource inequities to be addressed through the implementation of the CSI plan.

Monitoring and Evaluating Effectiveness

A description of how the LEA will monitor and evaluate the plan to support student and school improvement.

- Describe how the LEA will monitor and evaluate the implementation and effectiveness of the CSI plan to support student and school improvement.

Engaging Educational Partners

Purpose

Significant and purposeful engagement of parents, students, educators, and other educational partners, including those representing the student groups identified by LCFF, is critical to the development of the LCAP and the budget process. Consistent with statute, such engagement should support comprehensive strategic planning, particularly to address and reduce disparities in opportunities and outcomes between student groups indicated by the Dashboard, accountability, and improvement across the state priorities and locally identified priorities (EC Section 52064[e][1]). Engagement of educational partners is an ongoing, annual process.

This section is designed to reflect how the engagement of educational partners influenced the decisions reflected in the adopted LCAP. The goal is to allow educational partners that participated in the LCAP development process and the broader public to understand how the LEA engaged educational partners and the impact of that engagement. LEAs are encouraged to keep this goal in the forefront when completing this section.

Requirements

Requirements

School districts and COEs: *EC* Section 52060(g) and *EC* Section 52066(g) specify the educational partners that must be consulted when developing the LCAP:

- Teachers,

- Principals,
- Administrators,
- Other school personnel,
- Local bargaining units of the LEA,
- Parents, and
- Students

A school district or COE receiving Equity Multiplier funds must also consult with educational partners at schools generating Equity Multiplier funds in the development of the LCAP, specifically, in the development of the required focus goal for each applicable school.

Before adopting the LCAP, school districts and COEs must share it with the applicable committees, as identified below under Requirements and Instructions. The superintendent is required by statute to respond in writing to the comments received from these committees. School districts and COEs must also consult with the special education local plan area administrator(s) when developing the LCAP.

Charter schools: *EC* Section 47606.5(d) requires that the following educational partners be consulted with when developing the LCAP:

- Teachers,
- Principals,
- Administrators,
- Other school personnel,
- Parents, and
- Students

A charter school receiving Equity Multiplier funds must also consult with educational partners at the school generating Equity Multiplier funds in the development of the LCAP, specifically, in the development of the required focus goal for the school.

The LCAP should also be shared with, and LEAs should request input from, schoolsite-level advisory groups, as applicable (e.g., schoolsite councils, English Learner Advisory Councils, student advisory groups, etc.), to facilitate alignment between schoolsite and district-level goals. Information and resources that support effective engagement, define student consultation, and provide the requirements for advisory group composition, can be found under Resources on the CDE's LCAP webpage.

Before the governing board/body of an LEA considers the adoption of the LCAP, the LEA must meet the following legal requirements:

- For school districts, see *Education Code* Section 52062;
    - **Note:** Charter schools using the LCAP as the School Plan for Student Achievement must meet the requirements of *EC* Section 52062(a).
- For COEs, see *Education Code* Section 52068; and
- For charter schools, see *Education Code* Section 47606.5.

- **NOTE:** As a reminder, the superintendent of a school district or COE must respond, in writing, to comments received by the applicable committees identified in the *Education Code* sections listed above. This includes the parent advisory committee and may include the English learner parent advisory committee and, as of July 1, 2024, the student advisory committee, as applicable.

Instructions

Respond to the prompts as follows:

A summary of the process used to engage educational partners in the development of the LCAP.

School districts and county offices of education must, at a minimum, consult with teachers, principals, administrators, other school personnel, local bargaining units, parents, and students in the development of the LCAP.

Charter schools must, at a minimum, consult with teachers, principals, administrators, other school personnel, parents, and students in the development of the LCAP.

An LEA receiving Equity Multiplier funds must also consult with educational partners at schools generating Equity Multiplier funds in the development of the LCAP, specifically, in the development of the required focus goal for each applicable school.

Complete the table as follows:

Educational Partners

Identify the applicable educational partner(s) or group(s) that were engaged in the development of the LCAP.

Process for Engagement

Describe the engagement process used by the LEA to involve the identified educational partner(s) in the development of the LCAP. At a minimum, the LEA must describe how it met its obligation to consult with all statutorily required educational partners, as applicable to the type of LEA.

- A sufficient response to this prompt must include general information about the timeline of the process and meetings or other engagement strategies with educational partners. A response may also include information about an LEA's philosophical approach to engaging its educational partners.

- An LEA receiving Equity Multiplier funds must also include a summary of how it consulted with educational partners at schools generating Equity Multiplier funds in the development of the LCAP, specifically, in the development of the required focus goal for each applicable school.

A description of how the adopted LCAP was influenced by the feedback provided by educational partners.

Describe any goals, metrics, actions, or budgeted expenditures in the LCAP that were influenced by or developed in response to the educational partner feedback.

- A sufficient response to this prompt will provide educational partners and the public with clear, specific information about how the engagement process influenced the development of the LCAP. This may include a description of how the LEA prioritized requests of educational partners within the context of the budgetary resources available or otherwise prioritized areas of focus within the LCAP.

- An LEA receiving Equity Multiplier funds must include a description of how the consultation with educational partners at schools generating Equity Multiplier funds influenced the development of the adopted LCAP.

- For the purposes of this prompt, this may also include, but is not necessarily limited to:
    - Inclusion of a goal or decision to pursue a Focus Goal (as described below)
    - Inclusion of metrics other than the statutorily required metrics
    - Determination of the target outcome on one or more metrics
    - Inclusion of performance by one or more student groups in the Measuring and Reporting Results subsection
    - Inclusion of action(s) or a group of actions
    - Elimination of action(s) or group of actions
    - Changes to the level of proposed expenditures for one or more actions
    - Inclusion of action(s) as contributing to increased or improved services for unduplicated students
    - Analysis of effectiveness of the specific actions to achieve the goal
    - Analysis of material differences in expenditures
    - Analysis of changes made to a goal for the ensuing LCAP year based on the annual update process
    - Analysis of challenges or successes in the implementation of actions

Goals and Actions

Purpose

Well-developed goals will clearly communicate to educational partners what the LEA plans to accomplish, what the LEA plans to do in order to accomplish the goal, and how the LEA will know when it has accomplished the goal. A goal statement, associated metrics and expected outcomes, and the actions included in the goal must be in alignment. The explanation for why the LEA included a goal is an opportunity for LEAs to clearly communicate to educational partners and the public why, among the various strengths and areas for improvement highlighted by performance data and strategies and actions that could be pursued, the LEA decided to pursue this goal, and the related metrics, expected outcomes, actions, and expenditures.

A well-developed goal can be focused on the performance relative to a metric or metrics for all students, a specific student group(s), narrowing performance gaps, or implementing programs or strategies expected to impact outcomes. LEAs should assess the performance of their student groups when developing goals and the related actions to achieve such goals.

Requirements and Instructions

LEAs should prioritize the goals, specific actions, and related expenditures included within the LCAP within one or more state priorities. LEAs must consider performance on the state and local indicators, including their locally collected and reported data for the local indicators that are included in the Dashboard, in determining whether and how to prioritize its goals within the LCAP. As previously stated, strategic planning that

is comprehensive connects budgetary decisions to teaching and learning performance data. LEAs should continually evaluate the hard choices they make about the use of limited resources to meet student and community needs to ensure opportunities and outcomes are improved for all students, and to address and reduce disparities in opportunities and outcomes between student groups indicated by the Dashboard.

In order to support prioritization of goals, the LCAP template provides LEAs with the option of developing three different kinds of goals:

- Focus Goal: A Focus Goal is relatively more concentrated in scope and may focus on a fewer number of metrics to measure improvement. A Focus Goal statement will be time bound and make clear how the goal is to be measured.
    - All Equity Multiplier goals must be developed as focus goals. For additional information, see Required Focus Goal(s) for LEAs Receiving Equity Multiplier Funding below.
- Broad Goal: A Broad Goal is relatively less concentrated in its scope and may focus on improving performance across a wide range of metrics.
- Maintenance of Progress Goal: A Maintenance of Progress Goal includes actions that may be ongoing without significant changes and allows an LEA to track performance on any metrics not addressed in the other goals of the LCAP.

Requirement to Address the LCFF State Priorities

At a minimum, the LCAP must address all LCFF priorities and associated metrics articulated in *EC* sections 52060(d) and 52066(d), as applicable to the LEA. The *LCFF State Priorities Summary* provides a summary of *EC* sections 52060(d) and 52066(d) to aid in the development of the LCAP.

Respond to the following prompts, as applicable:

Focus Goal(s)

Description

The description provided for a Focus Goal must be specific, measurable, and time bound.

- An LEA develops a Focus Goal to address areas of need that may require or benefit from a more specific and data intensive approach.
- The Focus Goal can explicitly reference the metric(s) by which achievement of the goal will be measured and the time frame according to which the LEA expects to achieve the goal.

Type of Goal

Identify the type of goal being implemented as a Focus Goal.

State Priorities addressed by this goal.

Identify each of the state priorities that this goal is intended to address.

An explanation of why the LEA has developed this goal.

Explain why the LEA has chosen to prioritize this goal.

- An explanation must be based on Dashboard data or other locally collected data.
- LEAs must describe how the LEA identified this goal for focused attention, including relevant consultation with educational partners.
- LEAs are encouraged to promote transparency and understanding around the decision to pursue a focus goal.

Required Focus Goal(s) for LEAs Receiving Equity Multiplier Funding

Description

LEAs receiving Equity Multiplier funding must include one or more focus goals for each school generating Equity Multiplier funding. In addition to addressing the focus goal requirements described above, LEAs must adhere to the following requirements.

Focus goals for Equity Multiplier schoolsites must address the following:

(A) All student groups that have the lowest performance level on one or more state indicators on the Dashboard, and

(B) Any underlying issues in the credentialing, subject matter preparation, and retention of the school's educators, if applicable.

- Focus Goals for each and every Equity Multiplier schoolsite must identify specific metrics for each identified student group, as applicable.
- An LEA may create a single goal for multiple Equity Multiplier schoolsites if those schoolsites have the same student group(s) performing at the lowest performance level on one or more state indicators on the Dashboard or, experience similar issues in the credentialing, subject matter preparation, and retention of the school's educators.
    - When creating a single goal for multiple Equity Multiplier schoolsites, the goal must identify the student groups and the performance levels on the Dashboard that the Focus Goal is addressing; or,
    - The common issues the schoolsites are experiencing in credentialing, subject matter preparation, and retention of the school's educators, if applicable.

Type of Goal

Identify the type of goal being implemented as an Equity Multiplier Focus Goal.

State Priorities addressed by this goal.

Identify each of the state priorities that this goal is intended to address.

An explanation of why the LEA has developed this goal.

Explain why the LEA has chosen to prioritize this goal.

- An explanation must be based on Dashboard data or other locally collected data.
- LEAs must describe how the LEA identified this goal for focused attention, including relevant consultation with educational partners.
- LEAs are encouraged to promote transparency and understanding around the decision to pursue a focus goal.
- In addition to this information, the LEA must also identify:
    - The school or schools to which the goal applies

LEAs are encouraged to approach an Equity Multiplier goal from a wholistic standpoint, considering how the goal might maximize student outcomes through the use of LCFF and other funding in addition to Equity Multiplier funds.

- Equity Multiplier funds must be used to supplement, not supplant, funding provided to Equity Multiplier schoolsites for purposes of the LCFF, the Expanded Learning Opportunities Program (ELO-P), the Literacy Coaches and Reading Specialists (LCRS) Grant Program, and/or the California Community Schools Partnership Program (CCSPP).
- This means that Equity Multiplier funds must not be used to replace funding that an Equity Multiplier schoolsite would otherwise receive to implement LEA-wide actions identified in the LCAP or that an Equity Multiplier schoolsite would otherwise receive to implement provisions of the ELO-P, the LCRS, and/or the CCSPP.

Note: *EC* Section 42238.024(b)(1) requires that Equity Multiplier funds be used for the provision of evidence-based services and supports for students. Evidence-based services and supports are based on objective evidence that has informed the design of the service or support and/or guides the modification of those services and supports. Evidence-based supports and strategies are most commonly based on educational research and/or metrics of LEA, school, and/or student performance.

Broad Goal

Description

Describe what the LEA plans to achieve through the actions included in the goal.

- The description of a broad goal will be clearly aligned with the expected measurable outcomes included for the goal.

- The goal description organizes the actions and expected outcomes in a cohesive and consistent manner.
- A goal description is specific enough to be measurable in either quantitative or qualitative terms. A broad goal is not as specific as a focus goal. While it is specific enough to be measurable, there are many different metrics for measuring progress toward the goal.

Type of Goal

Identify the type of goal being implemented as a Broad Goal.

State Priorities addressed by this goal.

Identify each of the state priorities that this goal is intended to address.

An explanation of why the LEA has developed this goal.

Explain why the LEA developed this goal and how the actions and metrics grouped together will help achieve the goal.

Maintenance of Progress Goal

Description

Describe how the LEA intends to maintain the progress made in the LCFF State Priorities not addressed by the other goals in the LCAP.

- Use this type of goal to address the state priorities and applicable metrics not addressed within the other goals in the LCAP.
- The state priorities and metrics to be addressed in this section are those for which the LEA, in consultation with educational partners, has determined to maintain actions and monitor progress while focusing implementation efforts on the actions covered by other goals in the LCAP.

Type of Goal

Identify the type of goal being implemented as a Maintenance of Progress Goal.

State Priorities addressed by this goal.

Identify each of the state priorities that this goal is intended to address.

An explanation of why the LEA has developed this goal.

Explain how the actions will sustain the progress exemplified by the related metrics.

Measuring and Reporting Results:

For each LCAP year, identify the metric(s) that the LEA will use to track progress toward the expected outcomes.

- LEAs must identify metrics for specific student groups, as appropriate, including expected outcomes that address and reduce disparities in outcomes between student groups.
- The metrics may be quantitative or qualitative; but at minimum, an LEA's LCAP must include goals that are measured using all of the applicable metrics for the related state priorities, in each LCAP year, as applicable to the type of LEA.
- To the extent a state priority does not specify one or more metrics (e.g., implementation of state academic content and performance standards), the LEA must identify a metric to use within the LCAP. For these state priorities, LEAs are encouraged to use metrics based on or reported through the relevant local indicator self-reflection tools within the Dashboard.
- **Required metrics for LEA-wide actions:** For each action identified as 1) contributing towards the requirement to increase or improve services for foster youth, English learners, including long-term English learners, and low-income students and 2) being provided on an LEA-wide basis, the LEA must identify one or more metrics to monitor the effectiveness of the action and its budgeted expenditures.
    - These required metrics may be identified within the action description or the first prompt in the increased or improved services section, however the description must clearly identify the metric(s) being used to monitor the effectiveness of the action and the action(s) that the metric(s) apply to.
- **Required metrics for Equity Multiplier goals**: For each Equity Multiplier goal, the LEA must identify:
    - The specific metrics for each identified student group at each specific schoolsite, as applicable, to measure the progress toward the goal, and/or
    - The specific metrics used to measure progress in meeting the goal related to credentialing, subject matter preparation, or educator retention at each specific schoolsite.
- **Required metrics for actions supported by LREBG funds**: To implement the requirements of *EC* Section 52064.4, LEAs with unexpended LREBG funds must include at least one metric to monitor the impact of each action funded with LREBG funds included in the goal.
    - The metrics being used to monitor the impact of each action funded with LREBG funds are not required to be new metrics; they may be metrics that are already being used to measure progress towards goals and actions included in the LCAP.

Complete the table as follows:

Metric #

- Enter the metric number.

Metric

- Identify the standard of measure being used to determine progress towards the goal and/or to measure the effectiveness of one or more actions associated with the goal.

Baseline

- Enter the baseline when completing the LCAP for 2024–25.
    - Use the most recent data associated with the metric available at the time of adoption of the LCAP for the first year of the three-year plan. LEAs may use data as reported on the 2023 Dashboard for the baseline of a metric only if that data represents the most recent available data (e.g., high school graduation rate).
    - Using the most recent data available may involve reviewing data the LEA is preparing for submission to the California Longitudinal Pupil Achievement Data System (CALPADS) or data that the LEA has recently submitted to CALPADS.
    - Indicate the school year to which the baseline data applies.
    - The baseline data must remain unchanged throughout the three-year LCAP.
        - This requirement is not intended to prevent LEAs from revising the baseline data if it is necessary to do so. For example, if an LEA identifies that its data collection practices for a particular metric are leading to inaccurate data and revises its practice to obtain accurate data, it would also be appropriate for the LEA to revise the baseline data to align with the more accurate data process and report its results using the accurate data.
        - If an LEA chooses to revise its baseline data, then, at a minimum, it must clearly identify the change as part of its response to the description of changes prompt in the Goal Analysis for the goal. LEAs are also strongly encouraged to involve their educational partners in the decision of whether or not to revise a baseline and to communicate the proposed change to their educational partners.
    - Note for Charter Schools: Charter schools developing a one- or two-year LCAP may identify a new baseline each year, as applicable.

Year 1 Outcome

- When completing the LCAP for 2025–26, enter the most recent data available. Indicate the school year to which the data applies.
    - Note for Charter Schools: Charter schools developing a one-year LCAP may provide the Year 1 Outcome when completing the LCAP for both 2025–26 and 2026–27 or may provide the Year 1 Outcome for 2025–26 and provide the Year 2 Outcome for 2026–27.

Year 2 Outcome

- When completing the LCAP for 2026–27, enter the most recent data available. Indicate the school year to which the data applies.

- Note for Charter Schools: Charter schools developing a one-year LCAP may identify the Year 2 Outcome as not applicable when completing the LCAP for 2026–27 or may provide the Year 2 Outcome for 2026–27.

Target for Year 3 Outcome

- When completing the first year of the LCAP, enter the target outcome for the relevant metric the LEA expects to achieve by the end of the three-year LCAP cycle.
    - Note for Charter Schools: Charter schools developing a one- or two-year LCAP may identify a Target for Year 1 or Target for Year 2, as applicable.

Current Difference from Baseline

- When completing the LCAP for 2025–26 and 2026–27, enter the current difference between the baseline and the yearly outcome, as applicable.
    - Note for Charter Schools: Charter schools developing a one- or two-year LCAP will identify the current difference between the baseline and the yearly outcome for Year 1 and/or the current difference between the baseline and the yearly outcome for Year 2, as applicable.

Timeline for school districts and COEs for completing the "**Measuring and Reporting Results**" part of the Goal.

Metric	Baseline	Year 1 Outcome	Year 2 Outcome	Target for Year 3 Outcome	Current Difference from Baseline
Enter information in this box when completing the LCAP for **2024–25** or when adding a new metric.	Enter information in this box when completing the LCAP for **2024–25** or when adding a new metric.	Enter information in this box when completing the LCAP for **2025–26**. Leave blank until then.	Enter information in this box when completing the LCAP for **2026–27**. Leave blank until then.	Enter information in this box when completing the LCAP for **2024–25** or when adding a new metric.	Enter information in this box when completing the LCAP for **2025–26** and **2026–27**. Leave blank until then.

Goal Analysis:

Enter the LCAP Year.

Using actual annual measurable outcome data, including data from the Dashboard, analyze whether the planned actions were effective towards achieving the goal. "Effective" means the degree to which the planned actions were successful in producing the target result. Respond to the prompts as instructed.

Note: When completing the 2024–25 LCAP, use the 2023–24 Local Control and Accountability Plan Annual Update template to complete the Goal Analysis and identify the Goal Analysis prompts in the 2024–25 LCAP as "Not Applicable."

A description of overall implementation, including any substantive differences in planned actions and actual implementation of these actions, and any relevant challenges and successes experienced with implementation.

- Describe the overall implementation of the actions to achieve the articulated goal, including relevant challenges and successes experienced with implementation.
    - Include a discussion of relevant challenges and successes experienced with the implementation process.
    - This discussion must include any instance where the LEA did not implement a planned action or implemented a planned action in a manner that differs substantively from how it was described in the adopted LCAP.

An explanation of material differences between Budgeted Expenditures and Estimated Actual Expenditures and/or Planned Percentages of Improved Services and Estimated Actual Percentages of Improved Services.

- Explain material differences between Budgeted Expenditures and Estimated Actual Expenditures and between the Planned Percentages of Improved Services and Estimated Actual Percentages of Improved Services, as applicable. Minor variances in expenditures or percentages do not need to be addressed, and a dollar-for-dollar accounting is not required.

A description of the effectiveness or ineffectiveness of the specific actions to date in making progress toward the goal.

- Describe the effectiveness or ineffectiveness of the specific actions to date in making progress toward the goal. “Effectiveness” means the degree to which the actions were successful in producing the target result and “ineffectiveness” means that the actions did not produce any significant or targeted result.
    - In some cases, not all actions in a goal will be intended to improve performance on all of the metrics associated with the goal.
    - When responding to this prompt, LEAs may assess the effectiveness of a single action or group of actions within the goal in the context of performance on a single metric or group of specific metrics within the goal that are applicable to the action(s). Grouping actions with metrics will allow for more robust analysis of whether the strategy the LEA is using to impact a specified set of metrics is working and increase transparency for educational partners. LEAs are encouraged to use such an approach when goals include multiple actions and metrics that are not closely associated.
    - Beginning with the development of the 2024–25 LCAP, the LEA must change actions that have not proven effective over a three-year period.

A description of any changes made to the planned goal, metrics, target outcomes, or actions for the coming year that resulted from reflections on prior practice.

- Describe any changes made to this goal, expected outcomes, metrics, or actions to achieve this goal as a result of this analysis and analysis of the data provided in the Dashboard or other local data, as applicable.
    - As noted above, beginning with the development of the 2024–25 LCAP, the LEA must change actions that have not proven effective over a three-year period. For actions that have been identified as ineffective, the LEA must identify the ineffective action and must include a description of the following:

- The reasons for the ineffectiveness, and
- How changes to the action will result in a new or strengthened approach.

Actions:

Complete the table as follows. Add additional rows as necessary.

Action #

- Enter the action number.

Title

- Provide a short title for the action. This title will also appear in the action tables.

Description

- Provide a brief description of the action.
    - For actions that contribute to meeting the increased or improved services requirement, the LEA may include an explanation of how each action is principally directed towards and effective in meeting the LEA's goals for unduplicated students, as described in the instructions for the Increased or Improved Services for Foster Youth, English Learners, and Low-Income Students section.
    - As previously noted, for each action identified as 1) contributing towards the requirement to increase or improve services for foster youth, English learners, including long-term English learners, and low-income students and 2) being provided on an LEA-wide basis, the LEA must identify one or more metrics to monitor the effectiveness of the action and its budgeted expenditures.
    - These required metrics may be identified within the action description or the first prompt in the increased or improved services section; however, the description must clearly identify the metric(s) being used to monitor the effectiveness of the action and the action(s) that the metric(s) apply to.

Total Funds

- Enter the total amount of expenditures associated with this action. Budgeted expenditures from specific fund sources will be provided in the action tables.

Contributing

- Indicate whether the action contributes to meeting the increased or improved services requirement as described in the Increased or Improved Services section using a “Y” for Yes or an “N” for No.
    - **Note:** for each such contributing action, the LEA will need to provide additional information in the Increased or Improved Services section to address the requirements in *California Code of Regulations*, Title 5 [5 *CCR*] Section 15496 in the Increased or Improved Services section of the LCAP.

***Actions for Foster Youth*:** School districts, COEs, and charter schools that have a numerically significant foster youth student subgroup are encouraged to include specific actions in the LCAP designed to meet needs specific to foster youth students.

Required Actions

For English Learners and Long-Term English Learners

- LEAs with 30 or more English learners and/or 15 or more long-term English learners must include specific actions in the LCAP related to, at a minimum:
    - Language acquisition programs, as defined in *EC* Section 306, provided to students, and
    - Professional development for teachers.
    - If an LEA has both 30 or more English learners and 15 or more long-term English learners, the LEA must include actions for both English learners and long-term English learners.

For Technical Assistance

- LEAs eligible for technical assistance pursuant to *EC* sections 47607.3, 52071, 52071.5, 52072, or 52072.5, must include specific actions within the LCAP related to its implementation of the work underway as part of technical assistance. The most common form of this technical assistance is frequently referred to as Differentiated Assistance.

For Lowest Performing Dashboard Indicators

- LEAs that have Red Dashboard indicators for (1) a school within the LEA, (2) a student group within the LEA, and/or (3) a student group within any school within the LEA must include one or more specific actions within the LCAP:
    - The specific action(s) must be directed towards the identified student group(s) and/or school(s) and must address the identified state indicator(s) for which the student group or school received the lowest performance level on the 2023 Dashboard. Each student group and/or school that receives the lowest performance level on the 2023 Dashboard must be addressed by one or more actions.
    - These required actions will be effective for the three-year LCAP cycle.

For LEAs With Unexpended LREBG Funds

- To implement the requirements of *EC* Section 52064.4, LEAs with unexpended LREBG funds must include one or more actions supported with LREBG funds within the 2025–26, 2026–27, and 2027–28 LCAPs, as applicable to the LEA. Actions funded with LREBG funds must remain in the LCAP until the LEA has expended the remainder of its LREBG funds, after which time the actions may be removed from the LCAP.
    - Prior to identifying the actions included in the LCAP the LEA is required to conduct a needs assessment pursuant to *EC* Section 32526(d). For information related to the required needs assessment please see the Program Information tab on the LREBG

Program Information web page. Additional information about the needs assessment and evidence-based resources for the LREBG may be found on the California Statewide System of Support LREBG Resources web page. The required LREBG needs assessment may be part of the LEAs regular needs assessment for the LCAP if it meets the requirements of *EC* Section 32627(d).

- School districts receiving technical assistance and COEs providing technical assistance are encouraged to use the technical assistance process to support the school district in conducting the required needs assessment, the selection of actions funded by the LREBG and/or the evaluation of implementation of the actions required as part of the LCAP annual update process.
- As a reminder, LREBG funds must be used to implement one or more of the purposes articulated in *EC* Section 32526(c)(2).
- LEAs with unexpended LREBG funds must include one or more actions supported by LREBG funds within the LCAP. For each action supported by LREBG funding the action description must:
  - Identify the action as an LREBG action;
  - Include an explanation of how research supports the selected action;
  - Identify the metric(s) being used to monitor the impact of the action; and
  - Identify the amount of LREBG funds being used to support the action.

Increased or Improved Services for Foster Youth, English Learners, and Low-Income Students

Purpose

A well-written Increased or Improved Services section provides educational partners with a comprehensive description, within a single dedicated section, of how an LEA plans to increase or improve services for its unduplicated students as defined in *EC* Section 42238.02 in grades TK–12 as compared to all students in grades TK–12, as applicable, and how LEA-wide or schoolwide actions identified for this purpose meet regulatory requirements. Descriptions provided should include sufficient detail yet be sufficiently succinct to promote a broader understanding of educational partners to facilitate their ability to provide input. An LEA's description in this section must align with the actions included in the Goals and Actions section as contributing.

Please Note: For the purpose of meeting the Increased or Improved Services requirement and consistent with *EC* Section 42238.02, long-term English learners are included in the English learner student group.

Statutory Requirements

An LEA is required to demonstrate in its LCAP how it is increasing or improving services for its students who are foster youth, English learners, and/or low-income, collectively referred to as unduplicated students, as compared to the services provided to all students in proportion to the increase in funding it receives based on the number and concentration of unduplicated students in the LEA (*EC* Section 42238.07[a][1], *EC*

Section 52064[b][8][B]; 5 *CCR* Section 15496[a]). This proportionality percentage is also known as the “minimum proportionality percentage” or “MPP.” The manner in which an LEA demonstrates it is meeting its MPP is two-fold: (1) through the expenditure of LCFF funds or through the identification of a Planned Percentage of Improved Services as documented in the Contributing Actions Table, and (2) through the explanations provided in the Increased or Improved Services for Foster Youth, English Learners, and Low-Income Students section.

To improve services means to grow services in quality and to increase services means to grow services in quantity. Services are increased or improved by those actions in the LCAP that are identified in the Goals and Actions section as contributing to the increased or improved services requirement, whether they are provided across the entire LEA (LEA-wide action), provided to an entire school (Schoolwide action), or solely provided to one or more unduplicated student group(s) (Limited action).

Therefore, for *any* action contributing to meet the increased or improved services requirement, the LEA must include an explanation of:

- How the action is increasing or improving services for the unduplicated student group(s) (Identified Needs and Action Design), and
- How the action meets the LEA's goals for its unduplicated pupils in the state and any local priority areas (Measurement of Effectiveness).

LEA-wide and Schoolwide Actions

In addition to the above required explanations, LEAs must provide a justification for why an LEA-wide or Schoolwide action is being provided to all students and how the action is intended to improve outcomes for unduplicated student group(s) as compared to all students.

- Conclusory statements that a service will help achieve an expected outcome for the goal, without an explicit connection or further explanation as to how, are not sufficient.

- Further, simply stating that an LEA has a high enrollment percentage of a specific student group or groups does not meet the increased or improved services standard because enrolling students is not the same as serving students.

For School Districts Only

Actions provided on an **LEA-wide** basis at **school districts with an unduplicated pupil percentage of less than 55 percent** must also include a description of how the actions are the most effective use of the funds to meet the district's goals for its unduplicated pupils in the state and any local priority areas. The description must provide the basis for this determination, including any alternatives considered, supporting research, experience, or educational theory.

Actions provided on a **Schoolwide** basis for **schools with less than 40 percent enrollment of unduplicated pupils** must also include a description of how these actions are the most effective use of the funds to meet the district's goals for its unduplicated pupils in the state and any local priority areas. The description must provide the basis for this determination, including any alternatives considered, supporting research, experience, or educational theory.

Requirements and Instructions

Complete the tables as follows:

Total Projected LCFF Supplemental and/or Concentration Grants

- Specify the amount of LCFF supplemental and concentration grant funds the LEA estimates it will receive in the coming year based on the number and concentration of foster youth, English learner, and low-income students. This amount includes the Additional 15 percent LCFF Concentration Grant.

Projected Additional 15 percent LCFF Concentration Grant

- Specify the amount of additional LCFF concentration grant add-on funding, as described in *EC* Section 42238.02, that the LEA estimates it will receive in the coming year.

Projected Percentage to Increase or Improve Services for the Coming School Year

- Specify the estimated percentage by which services for unduplicated pupils must be increased or improved as compared to the services provided to all students in the LCAP year as calculated pursuant to 5 *CCR* Section 15496(a)(7).

LCFF Carryover — Percentage

- Specify the LCFF Carryover — Percentage identified in the LCFF Carryover Table. If a carryover percentage is not identified in the LCFF Carryover Table, specify a percentage of zero (0.00%).

LCFF Carryover — Dollar

- Specify the LCFF Carryover — Dollar amount identified in the LCFF Carryover Table. If a carryover amount is not identified in the LCFF Carryover Table, specify an amount of zero ($0).

Total Percentage to Increase or Improve Services for the Coming School Year

- Add the Projected Percentage to Increase or Improve Services for the Coming School Year and the Proportional LCFF Required Carryover Percentage and specify the percentage. This is the LEA's percentage by which services for unduplicated pupils must be increased or improved as compared to the services provided to all students in the LCAP year, as calculated pursuant to 5 *CCR* Section 15496(a)(7).

Required Descriptions:

LEA-wide and Schoolwide Actions

For each action being provided to an entire LEA or school, provide an explanation of (1) the unique identified need(s) of the unduplicated student group(s) for whom the action is principally directed, (2) how the action is designed to address the identified need(s) and why it is being provided on an LEA or schoolwide basis, and (3) the metric(s) used to measure the effectiveness of the action in improving outcomes for the unduplicated student group(s).

If the LEA has provided this required description in the Action Descriptions, state as such within the table.

Complete the table as follows:

Identified Need(s)

Provide an explanation of the unique identified need(s) of the LEA's unduplicated student group(s) for whom the action is principally directed.

An LEA demonstrates how an action is principally directed towards an unduplicated student group(s) when the LEA explains the need(s), condition(s), or circumstance(s) of the unduplicated student group(s) identified through a needs assessment and how the action addresses them. A meaningful needs assessment includes, at a minimum, analysis of applicable student achievement data and educational partner feedback.

How the Action(s) are Designed to Address Need(s) and Why it is Provided on an LEA-wide or Schoolwide Basis

Provide an explanation of how the action as designed will address the unique identified need(s) of the LEA's unduplicated student group(s) for whom the action is principally directed and the rationale for why the action is being provided on an LEA-wide or schoolwide basis.

- As stated above, conclusory statements that a service will help achieve an expected outcome for the goal, without an explicit connection or further explanation as to how, are not sufficient.
- Further, simply stating that an LEA has a high enrollment percentage of a specific student group or groups does not meet the increased or improved services standard because enrolling students is not the same as serving students.

Metric(s) to Monitor Effectiveness

Identify the metric(s) being used to measure the progress and effectiveness of the action(s).

Note for COEs and Charter Schools: In the case of COEs and charter schools, schoolwide and LEA-wide are considered to be synonymous.

Limited Actions

For each action being solely provided to one or more unduplicated student group(s), provide an explanation of (1) the unique identified need(s) of the unduplicated student group(s) being served, (2) how the action is designed to address the identified need(s), and (3) how the effectiveness of the action in improving outcomes for the unduplicated student group(s) will be measured.

If the LEA has provided the required descriptions in the Action Descriptions, state as such.

Complete the table as follows:

Identified Need(s)

Provide an explanation of the unique need(s) of the unduplicated student group(s) being served identified through the LEA's needs assessment. A meaningful needs assessment includes, at a minimum, analysis of applicable student achievement data and educational partner feedback.

How the Action(s) are Designed to Address Need(s)

Provide an explanation of how the action is designed to address the unique identified need(s) of the unduplicated student group(s) being served.

Metric(s) to Monitor Effectiveness

Identify the metric(s) being used to measure the progress and effectiveness of the action(s).

For any limited action contributing to meeting the increased or improved services requirement that is associated with a Planned Percentage of Improved Services in the Contributing Summary Table rather than an expenditure of LCFF funds, describe the methodology that was used to determine the contribution of the action towards the proportional percentage, as applicable.

- For each action with an identified Planned Percentage of Improved Services, identify the goal and action number and describe the methodology that was used.
- When identifying a Planned Percentage of Improved Services, the LEA must describe the methodology that it used to determine the contribution of the action towards the proportional percentage. The percentage of improved services for an action corresponds to the amount of LCFF funding that the LEA estimates it would expend to implement the action if it were funded.
- For example, an LEA determines that there is a need to analyze data to ensure that instructional aides and expanded learning providers know what targeted supports to provide to students who are foster youth. The LEA could implement this action by hiring additional staff to collect and analyze data and to coordinate supports for students, which, based on the LEA's current pay scale, the LEA estimates would cost $165,000. Instead, the LEA chooses to utilize a portion of existing staff time to analyze data relating to students who are foster youth. This analysis will then be shared with site principals who will use the data to coordinate services provided by instructional assistants and expanded learning providers to target support to students. In this example, the LEA would divide the estimated cost of $165,000 by the amount of LCFF Funding identified in the Total Planned Expenditures Table and then convert the quotient to a percentage. This percentage is the Planned Percentage of Improved Services for the action.

Additional Concentration Grant Funding

A description of the plan for how the additional concentration grant add-on funding identified above will be used to increase the number of staff providing direct services to students at schools that have a high concentration (above 55 percent) of foster youth, English learners, and low-income students, as applicable.

An LEA that receives the additional concentration grant add-on described in *EC* Section 42238.02 is required to demonstrate how it is using these funds to increase the number of staff who provide direct services to students at schools with an enrollment of unduplicated students that is greater than 55 percent as compared to the number of staff who provide direct services to students at schools with an enrollment of unduplicated students that is equal to or less than 55 percent. The staff who provide direct services to students must be certificated staff and/or classified staff employed by the LEA; classified staff includes custodial staff.

Provide the following descriptions, as applicable to the LEA:

- An LEA that does not receive a concentration grant or the concentration grant add-on must indicate that a response to this prompt is not applicable.

- Identify the goal and action numbers of the actions in the LCAP that the LEA is implementing to meet the requirement to increase the number of staff who provide direct services to students at schools with an enrollment of unduplicated students that is greater than 55 percent.

- An LEA that does not have comparison schools from which to describe how it is using the concentration grant add-on funds, such as a single-school LEA or an LEA that only has schools with an enrollment of unduplicated students that is greater than 55 percent, must describe how it is using the funds to increase the number of credentialed staff, classified staff, or both, including custodial staff, who provide direct services to students at selected schools and the criteria used to determine which schools require additional staffing support.

- In the event that an additional concentration grant add-on is not sufficient to increase staff providing direct services to students at a school with an enrollment of unduplicated students that is greater than 55 percent, the LEA must describe how it is using the funds to retain staff providing direct services to students at a school with an enrollment of unduplicated students that is greater than 55 percent.

Complete the table as follows:

- Provide the staff-to-student ratio of classified staff providing direct services to students with a concentration of unduplicated students that is 55 percent or less and the staff-to-student ratio of classified staff providing direct services to students at schools with a concentration of unduplicated students that is greater than 55 percent, as applicable to the LEA.
    - The LEA may group its schools by grade span (Elementary, Middle/Junior High, and High Schools), as applicable to the LEA.
    - The staff-to-student ratio must be based on the number of full-time equivalent (FTE) staff and the number of enrolled students as counted on the first Wednesday in October of each year.
- Provide the staff-to-student ratio of certificated staff providing direct services to students at schools with a concentration of unduplicated students that is 55 percent or less and the staff-to-student ratio of certificated staff providing direct services to students at schools with a concentration of unduplicated students that is greater than 55 percent, as applicable to the LEA.
    - The LEA may group its schools by grade span (Elementary, Middle/Junior High, and High Schools), as applicable to the LEA.
    - The staff-to-student ratio must be based on the number of FTE staff and the number of enrolled students as counted on the first Wednesday in October of each year.

Action Tables

Complete the Total Planned Expenditures Table for each action in the LCAP. The information entered into this table will automatically populate the other Action Tables. Information is only entered into the Total Planned Expenditures Table, the Annual Update Table, the Contributing Actions Annual Update Table, and the LCFF Carryover Table. The word “input” has been added to column headers to aid in identifying the column(s) where information will be entered. Information is not entered on the remaining Action tables.

The following tables are required to be included as part of the LCAP adopted by the local governing board or governing body:

- Table 1: Total Planned Expenditures Table (for the coming LCAP Year)
- Table 2: Contributing Actions Table (for the coming LCAP Year)
- Table 3: Annual Update Table (for the current LCAP Year)
- Table 4: Contributing Actions Annual Update Table (for the current LCAP Year)
- Table 5: LCFF Carryover Table (for the current LCAP Year)

Note: The coming LCAP Year is the year that is being planned for, while the current LCAP year is the current year of implementation. For example, when developing the 2024–25 LCAP, 2024–25 will be the coming LCAP Year and 2023–24 will be the current LCAP Year.

Total Planned Expenditures Table

In the Total Planned Expenditures Table, input the following information for each action in the LCAP for that applicable LCAP year:

- **LCAP Year**: Identify the applicable LCAP Year.
- **1. Projected LCFF Base Grant**: Provide the total amount estimated LCFF entitlement for the coming school year, excluding the supplemental and concentration grants and the add-ons for the Targeted Instructional Improvement Block Grant program, the former Home-to-School Transportation program, and the Small School District Transportation program, pursuant to 5 *CCR* Section 15496(a)(8). Note that the LCFF Base Grant for purposes of the LCAP also includes the Necessary Small Schools and Economic Recovery Target allowances for school districts, and County Operations Grant for COEs.

  See *EC* sections 2574 (for COEs) and 42238.02 (for school districts and charter schools), as applicable, for LCFF entitlement calculations.
- **2. Projected LCFF Supplemental and/or Concentration Grants:** Provide the total amount of LCFF supplemental and concentration grants estimated on the basis of the number and concentration of unduplicated students for the coming school year.
- **3. Projected Percentage to Increase or Improve Services for the Coming School Year:** This percentage will not be entered; it is calculated based on the Projected LCFF Base Grant and the Projected LCFF Supplemental and/or Concentration Grants, pursuant to 5 *CCR* Section 15496(a)(8). This is the percentage by which services for unduplicated pupils must be increased or improved as compared to the services provided to all students in the coming LCAP year.
- **LCFF Carryover — Percentage:** Specify the LCFF Carryover — Percentage identified in the LCFF Carryover Table from the prior LCAP year. If a carryover percentage is not identified in the LCFF Carryover Table, specify a percentage of zero (0.00%).
- **Total Percentage to Increase or Improve Services for the Coming School Year:** This percentage will not be entered; it is calculated based on the Projected Percentage to Increase or Improve Services for the Coming School Year and the LCFF Carryover —

Percentage. ***This is the percentage by which the LEA must increase or improve services for unduplicated pupils as compared to the services provided to all students in the coming LCAP year.***

- **Goal #**: Enter the LCAP Goal number for the action.
- **Action #**: Enter the action's number as indicated in the LCAP Goal.
- **Action Title**: Provide a title of the action.
- **Student Group(s)**: Indicate the student group or groups who will be the primary beneficiary of the action by entering "All," or by entering a specific student group or groups.
- **Contributing to Increased or Improved Services?:** Type "Yes" if the action **is** included as contributing to meeting the increased or improved services requirement; OR, type "No" if the action is **not** included as contributing to meeting the increased or improved services requirement.
- If "Yes" is entered into the Contributing column, then complete the following columns:
    - **Scope**: The scope of an action may be LEA-wide (i.e., districtwide, countywide, or charterwide), schoolwide, or limited. An action that is LEA-wide in scope upgrades the entire educational program of the LEA. An action that is schoolwide in scope upgrades the entire educational program of a single school. An action that is limited in its scope is an action that serves only one or more unduplicated student groups.
    - **Unduplicated Student Group(s)**: Regardless of scope, contributing actions serve one or more unduplicated student groups. Indicate one or more unduplicated student groups for whom services are being increased or improved as compared to what all students receive.
    - **Location**: Identify the location where the action will be provided. If the action is provided to all schools within the LEA, the LEA must indicate "All Schools." If the action is provided to specific schools within the LEA or specific grade spans only, the LEA must enter "Specific Schools" or "Specific Grade Spans." Identify the individual school or a subset of schools or grade spans (e.g., all high schools or grades transitional kindergarten through grade five), as appropriate.
- **Time Span**: Enter "ongoing" if the action will be implemented for an indeterminate period of time. Otherwise, indicate the span of time for which the action will be implemented. For example, an LEA might enter "1 Year," or "2 Years," or "6 Months."
- **Total Personnel**: Enter the total amount of personnel expenditures utilized to implement this action.
- **Total Non-Personnel**: This amount will be automatically calculated based on information provided in the Total Personnel column and the Total Funds column.

- **LCFF Funds**: Enter the total amount of LCFF funds utilized to implement this action, if any. LCFF funds include all funds that make up an LEA's total LCFF target (i.e., base grant, grade span adjustment, supplemental grant, concentration grant, Targeted Instructional Improvement Block Grant, and Home-To-School Transportation).
    - **Note:** For an action to contribute towards meeting the increased or improved services requirement, it must include some measure of LCFF funding. The action may also include funding from other sources, however the extent to which an action contributes to meeting the increased or improved services requirement is based on the LCFF funding being used to implement the action.
- **Other State Funds**: Enter the total amount of Other State Funds utilized to implement this action, if any.
    - **Note:** Equity Multiplier funds must be included in the "Other State Funds" category, not in the "LCFF Funds" category. As a reminder, Equity Multiplier funds must be used to supplement, not supplant, funding provided to Equity Multiplier schoolsites for purposes of the LCFF, the ELO-P, the LCRS, and/or the CCSPP. This means that Equity Multiplier funds must not be used to replace funding that an Equity Multiplier schoolsite would otherwise receive to implement LEA-wide actions identified in the LEA's LCAP or that an Equity Multiplier schoolsite would otherwise receive to implement provisions of the ELO-P, the LCRS, and/or the CCSPP.
- **Local Funds**: Enter the total amount of Local Funds utilized to implement this action, if any.
- **Federal Funds**: Enter the total amount of Federal Funds utilized to implement this action, if any.
- **Total Funds**: This amount is automatically calculated based on amounts entered in the previous four columns.
- **Planned Percentage of Improved Services**: For any action identified as contributing, being provided on a Limited basis to unduplicated students, and that does not have funding associated with the action, enter the planned quality improvement anticipated for the action as a percentage rounded to the nearest hundredth (0.00%). A limited action is an action that only serves foster youth, English learners, and/or low-income students.
    - As noted in the instructions for the Increased or Improved Services section, when identifying a Planned Percentage of Improved Services, the LEA must describe the methodology that it used to determine the contribution of the action towards the proportional percentage. The percentage of improved services for an action corresponds to the amount of LCFF funding that the LEA estimates it would expend to implement the action if it were funded.

      For example, an LEA determines that there is a need to analyze data to ensure that instructional aides and expanded learning providers know what targeted supports to provide to students who are foster youth. The LEA could implement this action by hiring additional staff to collect and analyze data and to coordinate supports for students, which, based on the LEA's current pay scale, the LEA estimates would cost $165,000. Instead, the LEA chooses to utilize a portion of existing staff time to analyze data relating to students who are foster youth. This analysis will then be shared with site principals who will use the data to coordinate services provided by instructional assistants and expanded learning providers to target support to students. In this example, the LEA would divide the estimated cost of $165,000 by the amount of LCFF Funding identified in the Data Entry Table and then convert the quotient to a percentage. This percentage is the Planned Percentage of Improved Services for the action.

Contributing Actions Table

As noted above, information will not be entered in the Contributing Actions Table; however, the 'Contributing to Increased or Improved Services?' column will need to be checked to ensure that only actions with a "Yes" are displaying. If actions with a "No" are displayed or if actions that are contributing are not displaying in the column, use the drop-down menu in the column header to filter only the "Yes" responses.

Annual Update Table

In the Annual Update Table, provide the following information for each action in the LCAP for the relevant LCAP year:

- **Estimated Actual Expenditures**: Enter the total estimated actual expenditures to implement this action, if any.

Contributing Actions Annual Update Table

In the Contributing Actions Annual Update Table, check the 'Contributing to Increased or Improved Services?' column to ensure that only actions with a "Yes" are displaying. If actions with a "No" are displayed or if actions that are contributing are not displaying in the column, use the drop-down menu in the column header to filter only the "Yes" responses. Provide the following information for each contributing action in the LCAP for the relevant LCAP year:

- **6. Estimated Actual LCFF Supplemental and/or Concentration Grants:** Provide the total amount of LCFF supplemental and concentration grants estimated based on the number and concentration of unduplicated students in the current school year.
- **Estimated Actual Expenditures for Contributing Actions**: Enter the total estimated actual expenditure of LCFF funds used to implement this action, if any.
- **Estimated Actual Percentage of Improved Services:** For any action identified as contributing, being provided on a Limited basis only to unduplicated students, and that does not have funding associated with the action, enter the total estimated actual quality improvement anticipated for the action as a percentage rounded to the nearest hundredth (0.00%).
    - Building on the example provided above for calculating the Planned Percentage of Improved Services, the LEA in the example implements the action. As part of the annual update process, the LEA reviews implementation and student outcome data and determines that the action was implemented with fidelity and that outcomes for foster youth students improved. The LEA reviews the original estimated cost for the action and determines that had it hired additional staff to collect and analyze data and to coordinate supports for students that estimated actual cost would have been $169,500 due to a cost of living adjustment. The LEA would divide the estimated actual cost of $169,500 by the amount of LCFF Funding identified in the Data Entry Table and then convert the quotient to a percentage. This percentage is the Estimated Actual Percentage of Improved Services for the action.

LCFF Carryover Table

- **9. Estimated Actual LCFF Base Grant**: Provide the total amount of estimated LCFF Target Entitlement for the current school year, excluding the supplemental and concentration grants and the add-ons for the Targeted Instructional Improvement Block Grant program,

the former Home-to-School Transportation program, and the Small School District Transportation program, pursuant to 5 *CCR* Section 15496(a)(8). Note that the LCFF Base Grant for purposes of the LCAP also includes the Necessary Small Schools and Economic Recovery Target allowances for school districts, and County Operations Grant for COEs. See *EC* sections 2574 (for COEs) and 42238.02 (for school districts and charter schools), as applicable, for LCFF entitlement calculations.

- **10. Total Percentage to Increase or Improve Services for the Current School Year:** This percentage will not be entered. The percentage is calculated based on the amounts of the Estimated Actual LCFF Base Grant (9) and the Estimated Actual LCFF Supplemental and/or Concentration Grants (6), pursuant to 5 *CCR* Section 15496(a)(8), plus the LCFF Carryover – Percentage from the prior year. This is the percentage by which services for unduplicated pupils must be increased or improved as compared to the services provided to all students in the current LCAP year.

Calculations in the Action Tables

To reduce the duplication of effort of LEAs, the Action Tables include functionality such as pre-population of fields and cells based on the information provided in the Data Entry Table, the Annual Update Summary Table, and the Contributing Actions Table. For transparency, the functionality and calculations used are provided below.

Contributing Actions Table

- **4. Total Planned Contributing Expenditures (LCFF Funds)**
    - This amount is the total of the Planned Expenditures for Contributing Actions (LCFF Funds) column.
- **5. Total Planned Percentage of Improved Services**
    - This percentage is the total of the Planned Percentage of Improved Services column.
- **Planned Percentage to Increase or Improve Services for the coming school year (4 divided by 1, plus 5)**
    - This percentage is calculated by dividing the Total Planned Contributing Expenditures (4) by the Projected LCFF Base Grant (1), converting the quotient to a percentage, and adding it to the Total Planned Percentage of Improved Services (5).

Contributing Actions Annual Update Table

Pursuant to *EC* Section 42238.07(c)(2), if the Total Planned Contributing Expenditures (4) is less than the Estimated Actual LCFF Supplemental and Concentration Grants (6), the LEA is required to calculate the difference between the Total Planned Percentage of Improved Services (5) and the Total Estimated Actual Percentage of Improved Services (7). If the Total Planned Contributing Expenditures (4) is equal to or greater than the Estimated Actual LCFF Supplemental and Concentration Grants (6), the Difference Between Planned and Estimated Actual Percentage of Improved Services will display “Not Required.”

- **6. Estimated Actual LCFF Supplemental and Concentration Grants**

- This is the total amount of LCFF supplemental and concentration grants the LEA estimates it will actually receive based on the number and concentration of unduplicated students in the current school year.

- **4. Total Planned Contributing Expenditures (LCFF Funds)**
  - This amount is the total of the Last Year's Planned Expenditures for Contributing Actions (LCFF Funds).
- **7. Total Estimated Actual Expenditures for Contributing Actions**
  - This amount is the total of the Estimated Actual Expenditures for Contributing Actions (LCFF Funds).
- **Difference Between Planned and Estimated Actual Expenditures for Contributing Actions (Subtract 7 from 4)**
  - This amount is the Total Estimated Actual Expenditures for Contributing Actions (7) subtracted from the Total Planned Contributing Expenditures (4).
- **5. Total Planned Percentage of Improved Services (%)**
  - This amount is the total of the Planned Percentage of Improved Services column.
- **8. Total Estimated Actual Percentage of Improved Services (%)**
  - This amount is the total of the Estimated Actual Percentage of Improved Services column.
- **Difference Between Planned and Estimated Actual Percentage of Improved Services (Subtract 5 from 8)**
  - This amount is the Total Planned Percentage of Improved Services (5) subtracted from the Total Estimated Actual Percentage of Improved Services (8).

LCFF Carryover Table

- **10. Total Percentage to Increase or Improve Services for the Current School Year (6 divided by 9 plus Carryover %)**
  - This percentage is the Estimated Actual LCFF Supplemental and/or Concentration Grants (6) divided by the Estimated Actual LCFF Base Grant (9) plus the LCFF Carryover – Percentage from the prior year.
- **11. Estimated Actual Percentage of Increased or Improved Services (7 divided by 9, plus 8)**
  - This percentage is the Total Estimated Actual Expenditures for Contributing Actions (7) divided by the LCFF Funding (9), then converting the quotient to a percentage and adding the Total Estimated Actual Percentage of Improved Services (8).
- **12. LCFF Carryover — Dollar Amount LCFF Carryover (Subtract 11 from 10 and multiply by 9)**

- If the Estimated Actual Percentage of Increased or Improved Services (11) is less than the Estimated Actual Percentage to Increase or Improve Services (10), the LEA is required to carry over LCFF funds.

  The amount of LCFF funds is calculated by subtracting the Estimated Actual Percentage to Increase or Improve Services (11) from the Estimated Actual Percentage of Increased or Improved Services (10) and then multiplying by the Estimated Actual LCFF Base Grant (9). This amount is the amount of LCFF funds that is required to be carried over to the coming year.

- **13. LCFF Carryover — Percentage (12 divided by 9)**
  - This percentage is the unmet portion of the Percentage to Increase or Improve Services that the LEA must carry over into the coming LCAP year. The percentage is calculated by dividing the LCFF Carryover (12) by the LCFF Funding (9).

California Department of Education
November 2024