Welcome to Community Meeting#2

To check redistricting scenarios for your street address please use the Find Your School Website

Drew Middle Replacement School Redistricting

Community Meeting #2

October 7, 2026

Stafford County Public Schools

Inspire | Empower | Excel

Tonight's Objectives

- Background on Drew MS Replacement
- Why is Redistricting Necessary?
- What We Heard from the School Board
- Factors to Consider (Policy 1403)
- Initial Boundary Scenarios
    - Every middle school impacted
- Next Steps and Feedback Process

Edward E. Drew Middle School

Conceptual Design

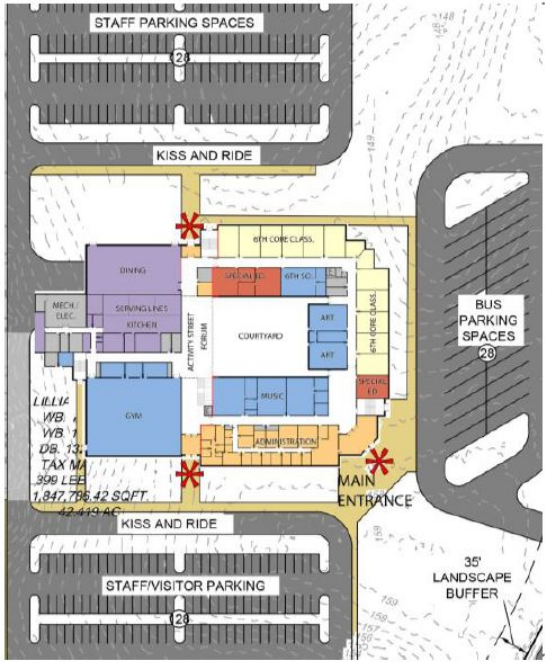

Site Plan – 399 Leeland Rd.
Fredericksburg, VA 22405

Background on Drew MS Replacement

- Opens August 2028
- Replaces the aging school (650 seats) and adds 450 more seats
- Designed for **1,100 seating capacity to** meet current educational standards
- New location on 39 acre site near Clift Farm and Leeland Road
- Building will span over 176,000 sq. ft.

Why is Redistricting Necessary?

- Drew attendance zone drawn for 650+/- students
- Keeping the old attendance boundaries would leave about 450+ seats empty
- Redistricting will make effective use of **new** and ***existing seats***
- Creates balanced middle school enrollment across the district

Planning Units

- The building blocks of a school attendance boundary
- 425 planning units across the county
- Vary in size and contain 0 to 205 middle students
- Are bounded by major roads, subdivisions, natural or man-made geographic features



Prioritization of Criteria (Policy 1403)

"The board reserves the right to prioritize one or more criteria over any others, to eliminate criteria for a particular boundary change scenario, or to add criteria not listed below."

- **Aesthetics: Are natural or man-made features utilized to delineate boundaries**
- **Contiguity: Planning units adjoin the receiving school**
- **Demographics: Are there significant changes to socioeconomics and/or equitable access to resources?**
- **Duration: Space available for at least the next three (3) years**
- **Efficiency: Makes effective use of existing space and avoid underused school buildings**
- **Feeder Pattern: When feasible attempts to preserve or improve school feeder pattern alignment**
- **Neighborhood: Avoid splitting subdivisions between two (2) schools**
- **Proximity: planning units assigned to a school that is close to student residences**
- **Stability: Moves students one time at a particular school level**
- **Transportation: Reasonable bus ride to school.**

Note:
Factors are listed in alphabetical order, not priority, order.

What We Heard from the School Board

Higher Priority Factors

- **Transportation**
  - Keep efficient transportation times and safe transportation of students
- **Proximity**
  - Try to assign the students to the closest school
- **Forecasted school enrollment and capacity**
  - Heather Empfield Day School (HEDS) program located at Dixon-Smith MS
  - Target no less than 800 students at any given school
- **Neighborhoods / Communities**
  - Avoid splitting subdivisions / neighborhoods (if practical)
  - Try to keep current Drew attendance zone intact (if feasible)
- **Feeder Pattern**
  - Try to align when feasible

Scenario Birch

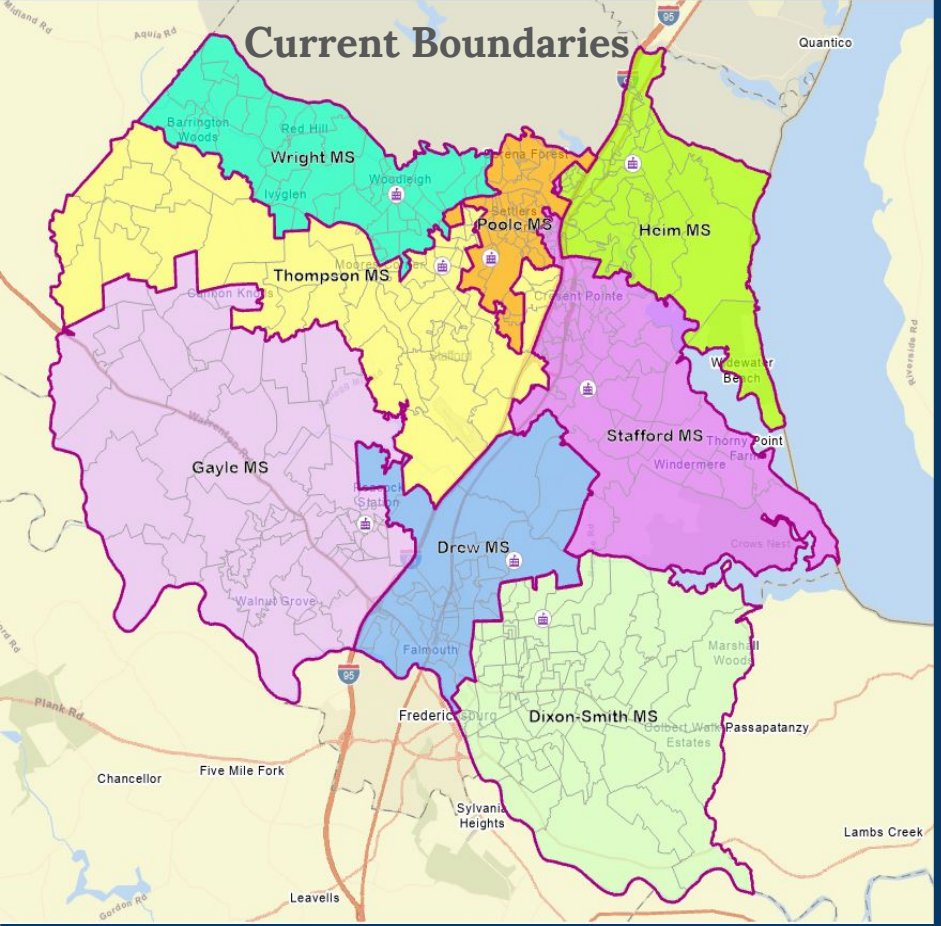
Current Boundaries
Quantico
Wright MS
Poolc MS
Heim MS
Thompson MS
Gayle MS
Stafford MS
Drew MS
Dixon-Smith MS
Chancellor
Five Mile Fork
Leavells
Lambs Creek
Passapatanzy

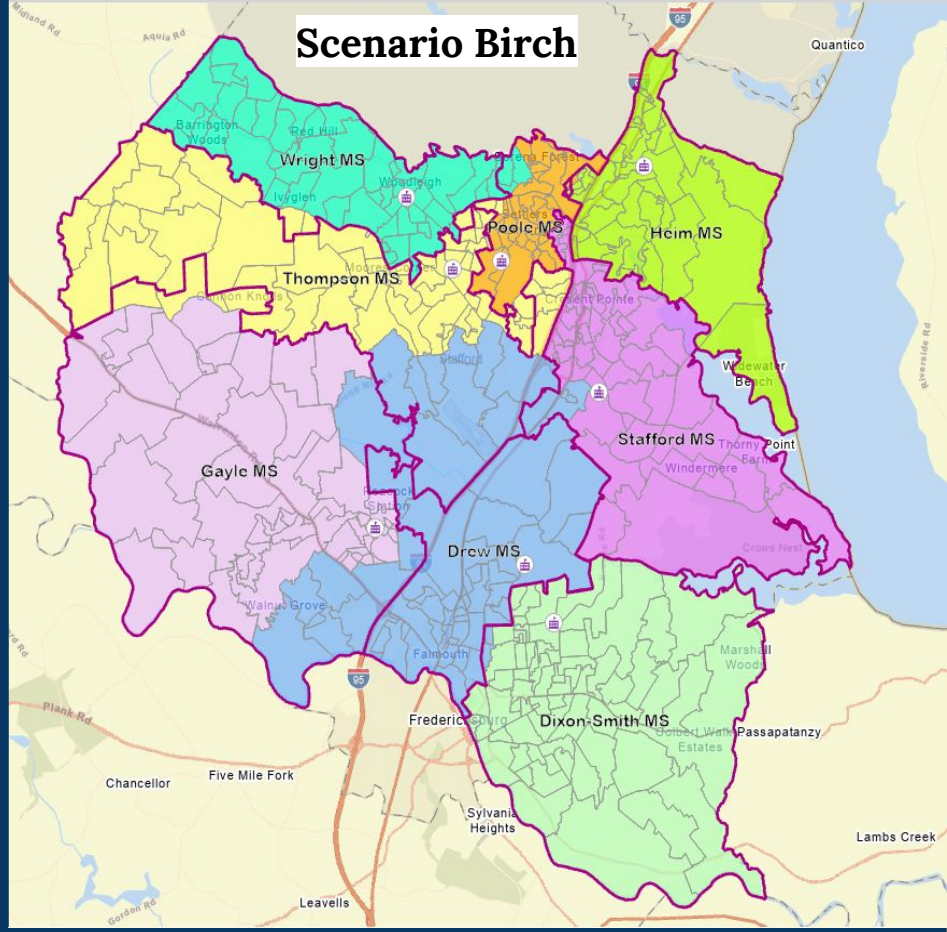
Scenario Birch
Quantico
Wright MS
Poolc MS
Heim MS
Thompson MS
Gayle MS
Stafford MS
Drew MS
Dixon-Smith MS
Chancellor
Five Mile Fork
Leavells
Lambs Creek
Passapatanzy

Key Highlights for Scenario Birch

- **Seating space optimized at existing schools**
  - Zero schools over 100% capacity in SY2028
  - Zero schools slated to be above 100% capacity in SY2032
  - Estimated capacity utilization ranges from 83% to 98% in SY2032

- **Drew MS Replacement**
  - Slated to open at 86% utilization and rise to 94% capacity in SY2032
  - Relieves middle school crowding county-wide
  - Demographics: FRL=39%, ELL=22%, SPED=15%

Note:

The capacity at Dixon-Smith has been adjusted down from 1,100 seats to 869 seats, assuming 11 classrooms are used for the HEDS Program starting in 2028.

Scenario Birch - Utilization and Demographics

Middle School	Current Boundaries Projected Capacity[1]			Scenario Birch Projected Capacity Estimates			Current Demographics[2]			Scenario Birch Demographics[2]		
	Fall 2028	Fall 2030	Fall 2032	Fall 2028	Fall 2030	Fall 2032	FRL%	ELL%	SPED%	FRL%	ELL%	SPED%
Dixon-Smith[3]	76%	78%	81%	93%	96%	98%	35%	10%	14%	35%	10%	14%
Drew	104%	107%	115%	86%	88%	94%	43%	24%	16%	39%	22%	15%
Gayle	97%	90%	97%	92%	84%	91%	40%	16%	14%	40%	16%	14%
Heim	87%	88%	89%	91%	91%	92%	52%	33%	14%	50%	31%	15%
Poole	108%	101%	99%	94%	92%	90%	41%	18%	14%	42%	19%	16%
Stafford	99%	97%	100%	90%	85%	89%	48%	23%	16%	46%	22%	15%
Thompson	98%	90%	89%	94%	86%	83%	24%	13%	14%	25%	14%	14%
A.G. Wright	89%	86%	83%	96%	93%	89%	32%	16%	15%	35%	18%	15%

[1] Based on the Fall 2025 Ten-Year Projections.

[2] Based on the September 30, 2025 official count snapshot. Free & Reduced lunch snapshot taken 12/1/2025.

[3] At Dixon-Smith, the baseline capacity under current boundaries is 1,100 seats for Fall 2028, 2030, and 2032. Under Scenario Birch, however, Dixon-Smith's capacity is reduced to 869 seats to account for the HEDS program relocation, which raises the school's overall capacity utilization.

Note:
The statistics provided for current boundaries are based upon students attending the school. The statistics provided for Scenario Birch are based upon students residing within the attendance zone.

Scenario Birch - Reassignment Plan for SY2028-29

	Dixon-Smith	Drew	Gayle	Heim	Poole	Stafford	Thompson	Wright	Total
Dixon-Smith MS	806	50							856
Drew MS		710							710
Gayle MS		75	1008				14		1098
Heim MS				995	36				1031
Poole MS					978		119	86	1183
Stafford MS		52		9	25	988			1073
Thompson MS		59					885		944
Wright MS							13	795	808
Grand Total	**806**	**946**	**1008**	**1004**	**1039**	**988**	**1031**	**881**	**7703**

How to read this chart:

Drew is estimated to have 710 in-boundary students, plus 50 students reassigned from Dixon-Smith MS, plus 75 students reassigned from Gayle MS, plus 52 students reassigned from Stafford MS, plus 59 students reassigned from Thompson MS for a grand total of 946 estimated students in SY2028-29. The bold font identifies the "**receiving schools"** and their estimated student totals. The nonbold font identifies the "sending schools" and the number of assigned students(by school).

Notes:
1. Totals are subject to rounding error.
2. Assumes students attend their zoned middle school.

Scenario Dogwood

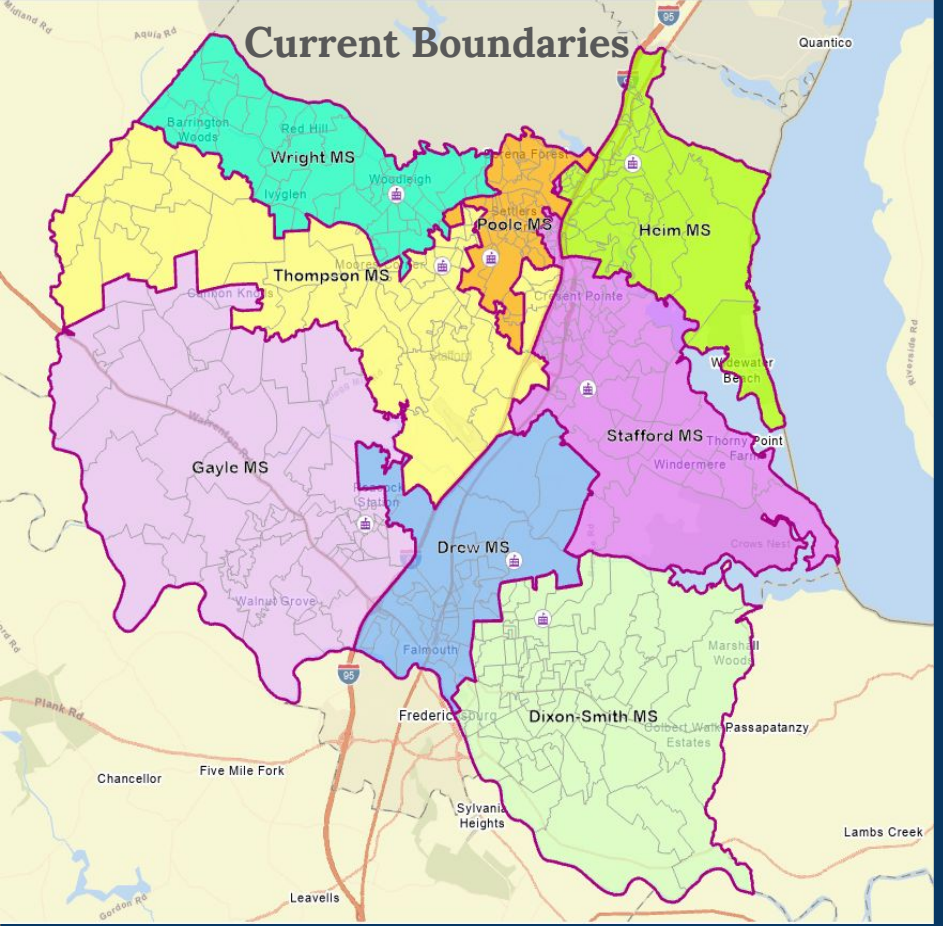
Current Boundaries
Quantico
Wright MS
Poole MS
Heim MS
Thompson MS
Gayle MS
Stafford MS
Drew MS
Dixon-Smith MS
Chancellor
Five Mile Fork
Sylvania Heights
Lambs Creek
Leavells
Passapatanzy

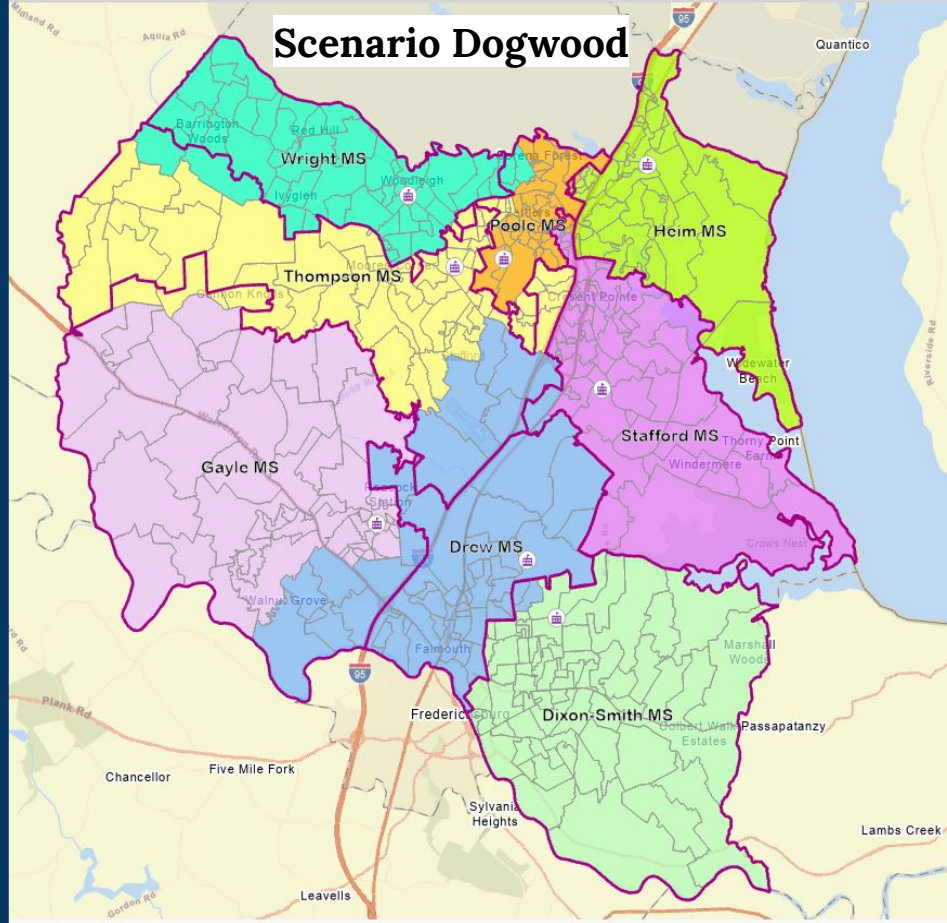
Scenario Dogwood
Quantico
Wright MS
Poole MS
Heim MS
Thompson MS
Gayle MS
Stafford MS
Drew MS
Dixon-Smith MS
Chancellor
Five Mile Fork
Sylvania Heights
Lambs Creek
Leavells
Passapatanzy

Key Highlights for Scenario Dogwood

- **Seating space optimized at existing schools**
  - Zero schools over 100% capacity in SY2028
  - Zero schools slated to be above 100% capacity in SY2032
  - Estimated capacity utilization ranges from 87% to 97% in SY2032

- **Drew MS Replacement**
  - Slated to open at 81% utilization and rise to 88% capacity in SY2032
  - Relieves middle school crowding county-wide
  - Demographics: FRL=37%, ELL=22%, SPED=15

Note:

The capacity at Dixon-Smith has been adjusted down from 1,100 seats to 869 seats, assuming 11 classrooms are used for the HEDS Program starting in 2028.

Scenario Dogwood - Utilization and Demographics

Middle School	Current Boundaries Projected Capacity[1]			Scenario Dogwood Projected Capacity Estimates			Current Demographics[2]			Scenario Dogwood Demographics[2]		
	Fall 2028	Fall 2030	Fall 2032	Fall 2028	Fall 2030	Fall 2032	FRL%	ELL%	SPED%	FRL%	ELL%	SPED%
Dixon-Smith[3]	76%	78%	81%	91%	93%	97%	35%	10%	14%	37%	11%	14%
Drew	104%	107%	115%	81%	83%	88%	43%	24%	16%	37%	22%	15%
Gayle	97%	90%	97%	93%	85%	93%	40%	16%	14%	39%	16%	14%
Heim	87%	88%	89%	90%	90%	91%	52%	33%	14%	49%	31%	14%
Poole	108%	101%	99%	94%	92%	90%	41%	18%	14%	44%	20%	16%
Stafford	99%	97%	100%	90%	86%	90%	48%	23%	16%	46%	22%	15%
Thompson	98%	90%	89%	98%	91%	87%	24%	13%	14%	26%	14%	14%
A.G. Wright	89%	86%	83%	99%	95%	92%	32%	16%	15%	34%	17%	15%

[1] Based on the Fall 2025 Ten-Year Projections

[2] Based on the September 30, 2025 official count snapshot. Free & Reduced lunch snapshot taken 12/1/2025.

[3] At Dixon-Smith, the baseline capacity under current boundaries is 1,100 seats for Fall 2028, 2030, and 2032. Under Scenario Dogwood, however, Dixon-Smith's capacity is reduced to 869 seats to account for the HEDS program relocation, which raises the school's overall capacity utilization.

Note:
The statistics provided for current boundaries are based upon students attending the school. The statistics provided for Scenario Dogwood are based upon students residing within the attendance zone.

Scenario Dogwood - Reassignment Plan for SY2028-29

	Dixon-Smith	Drew	Gayle	Heim	Poole	Stafford	Thompson	Wright	Total
Dixon-Smith MS	789	67							856
Drew MS		710							710
Gayle MS		63	1021				14		1098
Heim MS				995	36				1031
Poole MS					934		162	86	1183
Stafford MS		24			60	988			1073
Thompson MS		26					888	31	944
Wright MS							11	797	808
Grand Total	**789**	**889**	**1021**	**995**	**1031**	**988**	**1075**	**914**	**7703**

How to read this chart:

Drew is estimated to have 710 in-boundary students, plus 67 students reassigned from Dixon-Smith MS, plus 63 students reassigned from Gayle MS, plus 24 students reassigned from Stafford MS, plus 26 students reassigned from Thompson MS for a grand total of 889 estimated students in SY2028-29. The bold font identifies the "**receiving schools"** and their estimated student totals. The nonbold font identifies the "sending schools" and the number of assigned students (by school).

Notes:
1. Totals are subject to rounding error.
2. Assumes students attend their zoned middle school.

Scenario Pine

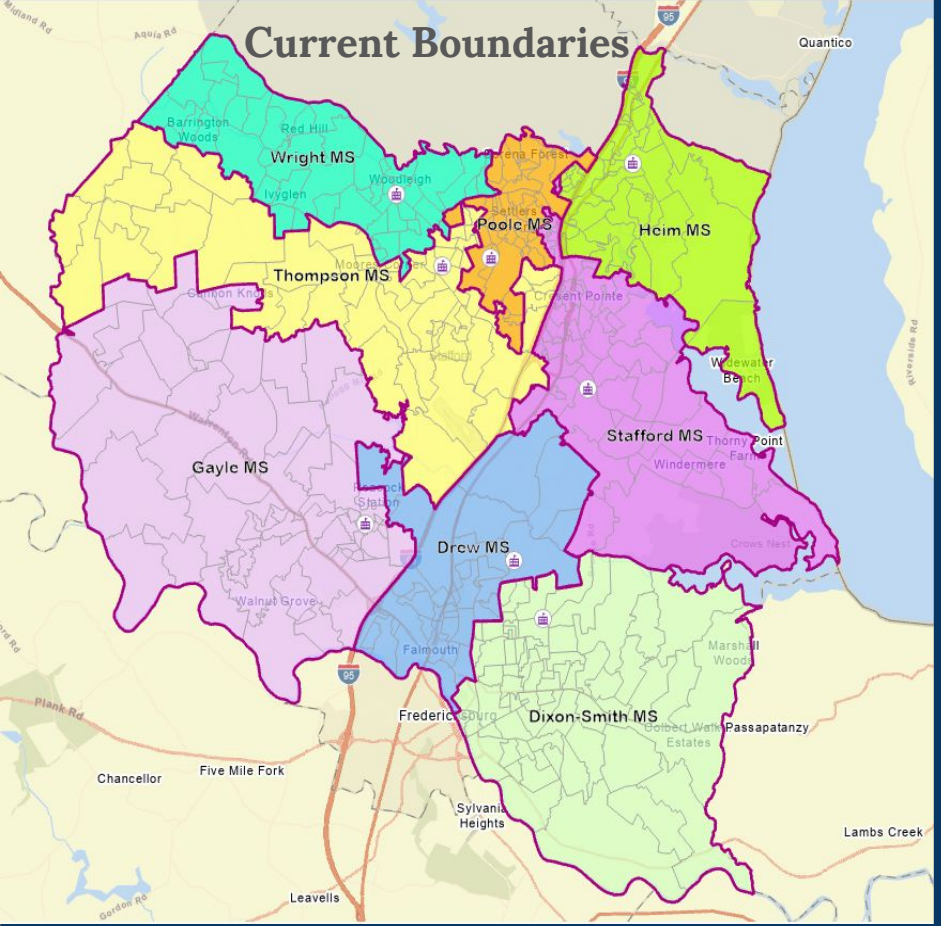
Current Boundaries
Quantico
Wright MS
Poolc MS
Heim MS
Thompson MS
Gayle MS
Stafford MS
Drew MS
Dixon-Smith MS
Chancellor
Five Mile Fork
Sylvania Heights
Lambs Creek
Leavells
Passapatanzy

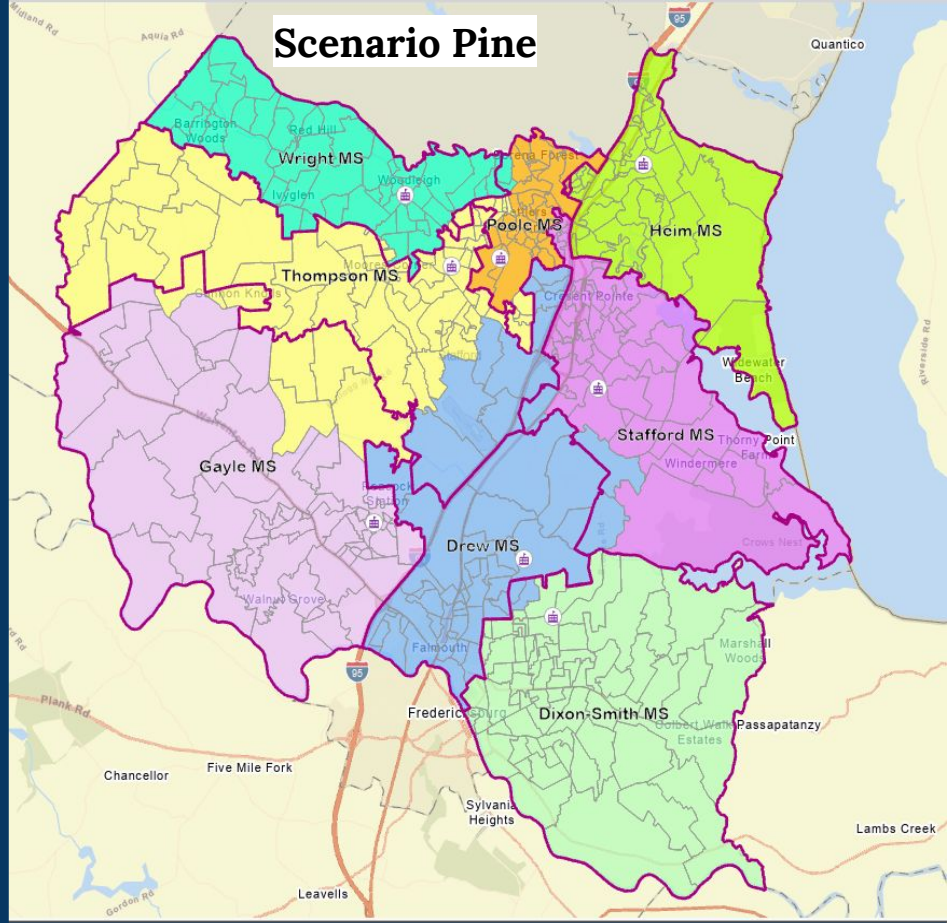
Scenario Pine
Quantico
Wright MS
Poolc MS
Heim MS
Thompson MS
Gayle MS
Stafford MS
Drew MS
Dixon-Smith MS
Chancellor
Five Mile Fork
Sylvania Heights
Lambs Creek
Leavells
Passapatanzy

Key Highlights for Scenario Pine

- **Seating space optimized at existing schools**
  - Zero schools over 100% capacity in SY2028
  - Zero schools slated to be above 100% capacity in SY2032
  - Estimated capacity utilization ranges from 84% to 97% in SY2032

- **Drew MS Replacement**
  - Slated to open at 88% utilization and rise to 93% capacity in SY2032
  - Relieves middle school crowding county-wide
  - Demographics: FRL=36%, ELL=21%, SPED=15%

Note:

The capacity at Dixon-Smith has been adjusted down from 1,100 seats to 869 seats, assuming 11 classrooms are used for the HEDS Program starting in 2028.

Scenario Pine - Utilization and Demographics

Middle School	Current Boundaries Projected Capacity[1]			Scenario Pine Projected Capacity Estimates			Current Demographics[2]			Scenario Pine Demographics[2]		
	Fall 2028	Fall 2030	Fall 2032	Fall 2028	Fall 2030	Fall 2032	FRL%	ELL%	SPED%	FRL%	ELL%	SPED%
Dixon-Smith[3]	76%	78%	81%	91%	93%	97%	35%	10%	14%	37%	11%	14%
Drew	104%	107%	115%	88%	88%	93%	43%	24%	16%	36%	21%	15%
Gayle	97%	90%	97%	93%	88%	93%	40%	16%	14%	40%	16%	14%
Heim	87%	88%	89%	94%	95%	96%	52%	33%	14%	51%	33%	15%
Poole	108%	101%	99%	92%	87%	87%	41%	18%	14%	42%	19%	16%
Stafford	99%	97%	100%	91%	88%	92%	48%	23%	16%	46%	22%	15%
Thompson	98%	90%	89%	94%	87%	85%	24%	13%	14%	26%	13%	13%
A.G. Wright	89%	86%	83%	91%	87%	84%	32%	16%	15%	34%	16%	15%

[1] Based on the Fall 2025 Ten-Year Projections

[2] Based on the September 30, 2025 official count snapshot. Free & Reduced lunch snapshot taken 12/1/2025.

[3] At Dixon-Smith, the baseline capacity under current boundaries is 1,100 seats for Fall 2028, 2030, and 2032. Under Scenario Pine, however, Dixon-Smith's capacity is reduced to 869 seats to account for the HEDS program relocation, which raises the school's overall capacity utilization.

Note:
The statistics provided for current boundaries are based upon students attending the school. The statistics provided for Scenario Pine are based upon students residing within the attendance zone.

Scenario Pine - Reassignment Plan for SY2028

	Dixon-Smith	Drew	Gayle	Heim	Poole	Stafford	Thompson	Wright	Total
Dixon-Smith MS	789	67							856
Drew MS		710							710
Gayle MS			1028				70		1098
Heim MS				1031					1031
Poole MS					978		162	42	1183
Stafford MS		35			34	1005			1073
Thompson MS		161					783		944
Wright MS							14	797	808
Grand Total	**789**	**973**	**1028**	**1031**	**1012**	**1005**	**1029**	**836**	**7703**

How to read this chart:

Drew is estimated to have 710 in-boundary students, plus 67 students reassigned from Dixon-Smith MS, plus 35 students reassigned from Stafford MS, plus 161 students reassigned from Thompson MS for a grand total of 973 estimated students in SY2028-29. The bold font identifies the "**receiving schools"** and their estimated student totals. The nonbold font identifies the "sending schools" and the number of assigned students(by school).

Notes:
1. Totals are subject to rounding error.
2. Assumes students attend their zoned middle school.

Comparison for All Scenarios

Middle School	Projected Capacity 2028				Projected Capacity 2030				Projected Capacity 2032			
	Current	Birch	Dogwood	Pine	Current	Birch	Dogwood	Pine	Current	Birch	Dogwood	Pine
Dixon-Smith	76%	93%	91%	91%	78%	96%	93%	93%	81%	98%	97%	97%
Drew	104%	86%	81%	88%	107%	88%	83%	88%	115%	94%	88%	93%
Gayle	97%	92%	93%	93%	90%	84%	85%	88%	97%	91%	93%	93%
Heim	87%	91%	90%	94%	88%	91%	90%	95%	89%	92%	91%	96%
Poole	108%	94%	94%	92%	101%	92%	92%	87%	99%	90%	90%	87%
Stafford	99%	90%	90%	91%	97%	85%	86%	88%	100%	89%	90%	92%
Thompson	98%	94%	98%	94%	90%	86%	91%	87%	89%	83%	87%	85%
A.G. Wright	89%	96%	99%	91%	86%	93%	95%	87%	83%	89%	92%	84%

Middle School	Free & Reduced Lunch				English Language Learners (ELL)				Special Education (SPED)			
	Current	Birch	Dogwood	Pine	Current	Birch	Dogwood	Pine	Current	Birch	Dogwood	Pine
Dixon-Smith	35%	35%	37%	37%	10%	10%	11%	11%	14%	14%	14%	14%
Drew	43%	39%	37%	36%	24%	22%	22%	21%	16%	15%	15%	15%
Gayle	40%	40%	39%	40%	16%	16%	16%	16%	14%	14%	14%	14%
Heim	52%	50%	49%	51%	33%	31%	31%	33%	14%	15%	14%	15%
Poole	41%	42%	44%	42%	18%	19%	20%	19%	14%	16%	16%	16%
Stafford	48%	46%	46%	46%	23%	22%	22%	22%	16%	15%	15%	15%
Thompson	24%	25%	26%	26%	13%	14%	14%	13%	14%	14%	14%	13%
A.G. Wright	32%	35%	34%	34%	16%	18%	17%	16%	15%	15%	15%	15%

Note: Transportation completed initial review and identified pros/cons for each scenario.

Note:
The statistics provided for current boundaries are based upon students attending the school. The statistics provided for the scenarios are based upon students residing within the attendance zone. The demographic statistics are based upon the 9/30/2025 enrollment snapshot and the 12/1/2025 snapshot for Free and Reduced Lunch.

Stafford County Public Schools
Inspire | Empower | Excel

Note:
At Dixon-Smith, the baseline capacity under current boundaries is 1,100 seats for Fall 2028, 2030, and 2032. Under initial boundary scenarios, however, Dixon-Smith's capacity is reduced to 869 seats to account for the HEDS program relocation, which raises the school's overall capacity utilization.

Next Steps - Community Engagement Overview

Date / Time	Activity	Location	Time
September 24, 2026✅	Community Meeting #1	Stafford HS	7pm - 8:30pm
October 2, 2026✅	Staff updates the Board on community input from Meeting#1 in the Friday School Board bulletin.		
October 7, 2026	Community Meeting #2	Colonial Forge HS	6pm - 7:30pm
October 13, 2026	School Board Work Session - Redistricting Discussion	Bandy Complex	5pm
October 14, 2026	Town Hall	Drew MS	6pm - 7pm
October 27, 2026	School Board Work Session - Redistricting Discussion	Bandy Complex	5pm
November 10, 2026	School Board Public Hearing - Board obtains community feedback on latest boundary proposals	Bandy Complex - Board Chambers	7pm - 10:30pm
December 8, 2026	School Board Action - Board approves middle school redistricting plan	Bandy Complex - Board Chambers	7pm - 10:30pm
Fall 2028	Drew Replacement School Opens / Boundaries Take Effect	Drew MS	TBD
	Drew Replacement School, Ribbon Cutting (Celebration, School Tour, etc.)	Drew MS	TBD

Contact Us:

Lionel White
Director of Facilities, Planning & GIS
Tel: 540-658-6743
Email: planning@staffordschools.net

To check redistricting scenarios with your street address please use the Find Your School Website

For general information visit our website:
https://www.staffordschools.net/redistricting

Drew Middle Replacement School Redistricting

Community Meeting #2

October 7, 2026

Stafford County Public Schools

Inspire | Empower | Excel

Scenario Birch

Detailed Maps

Scenario Birch - Slated to Move from GMS to RTMS, AGWMS to RTMS, and HHPMS to RTMS

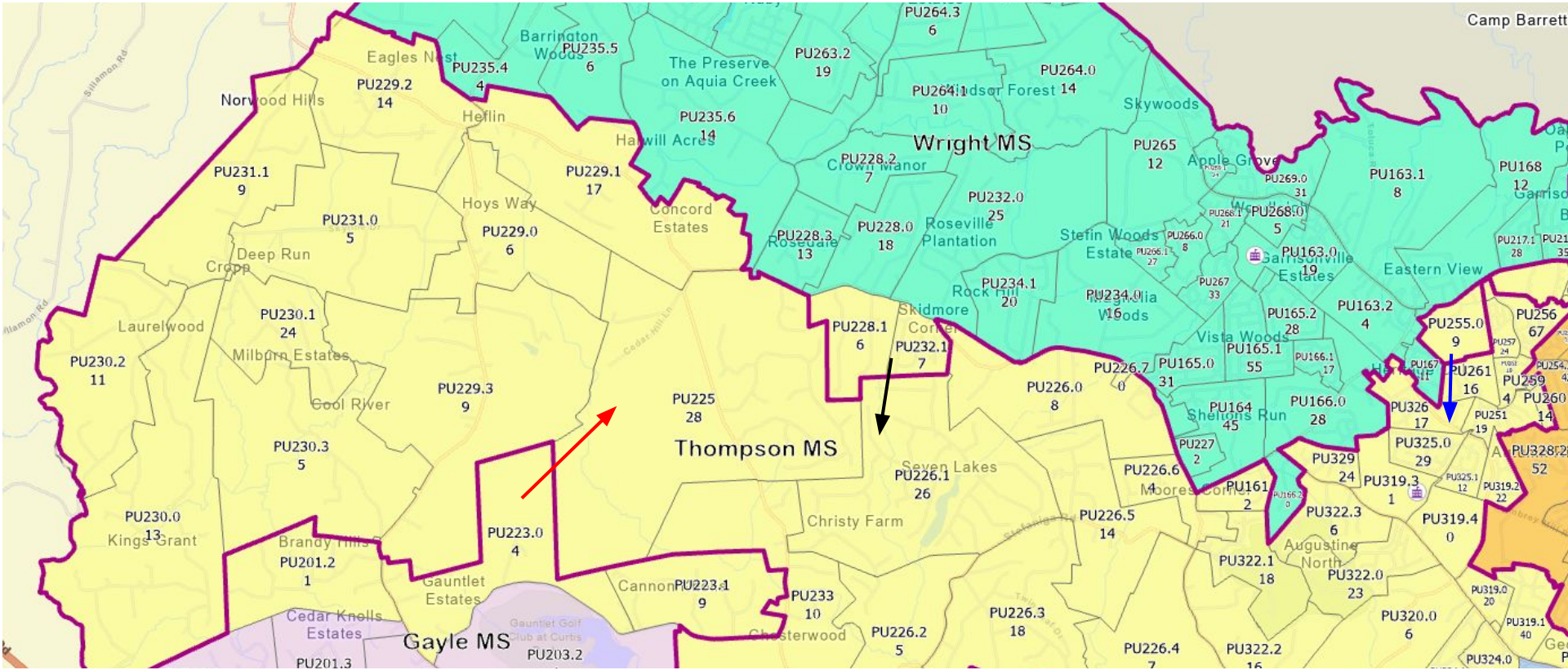

Scenario Birch - From HHPMS to AGWMS, HHPMS to RTMS, SMS to HHPMS, SHMS to HHPMS, and SMS to SHMS

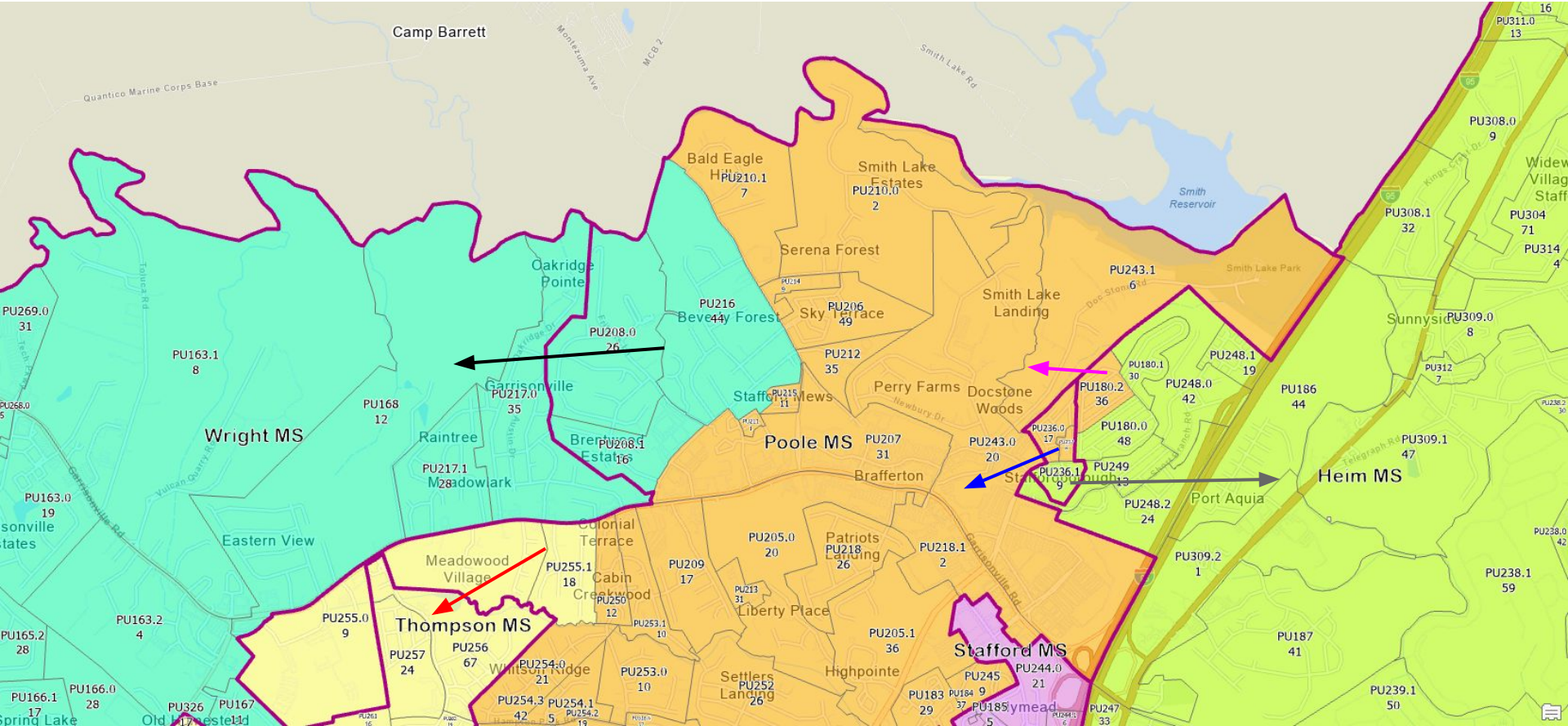

Scenario Birch - Slated to move from GMS to DMS, RTMS to DMS, HHPMS to RTMS, and SMS to DMS

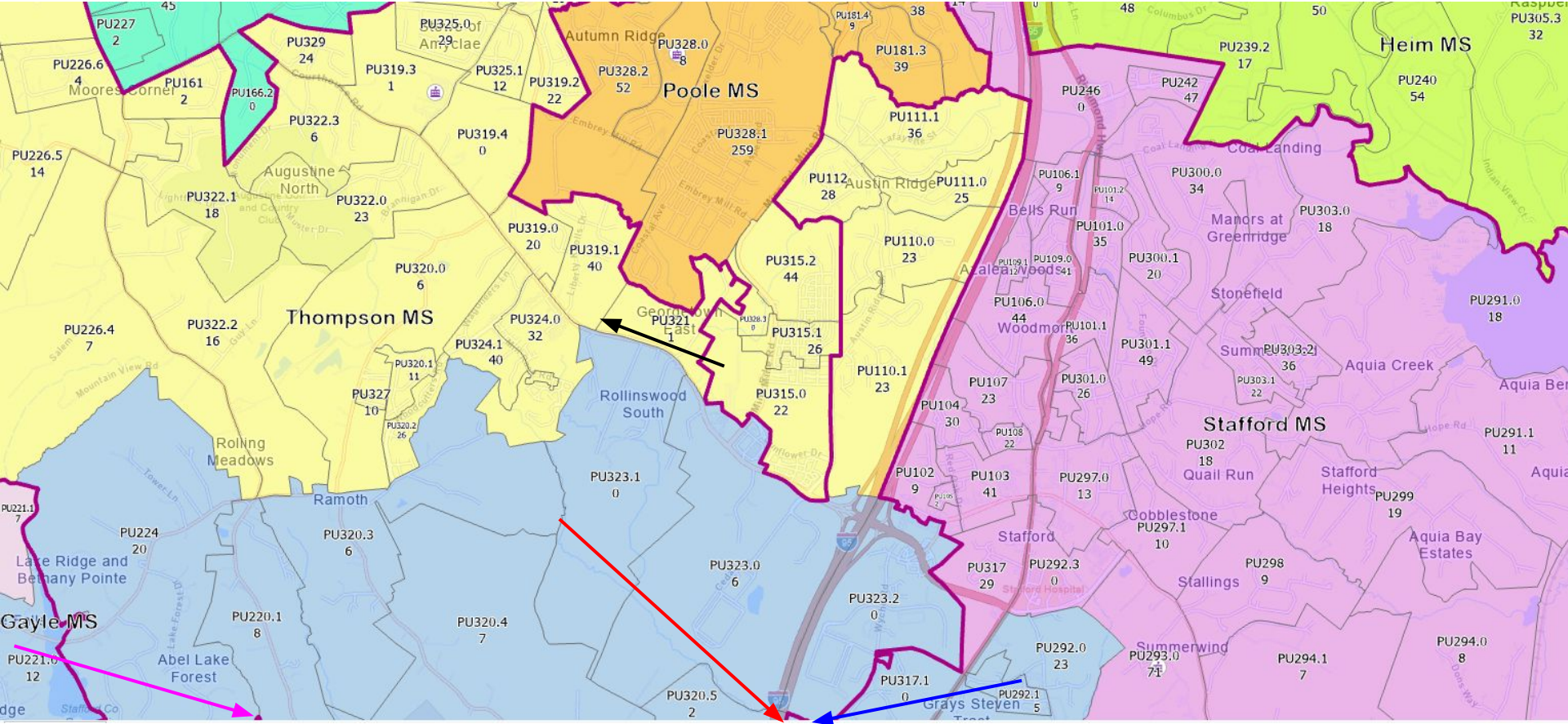

Scenario Birch - Slated to Move from GMS, RTMS, and SMS to Drew

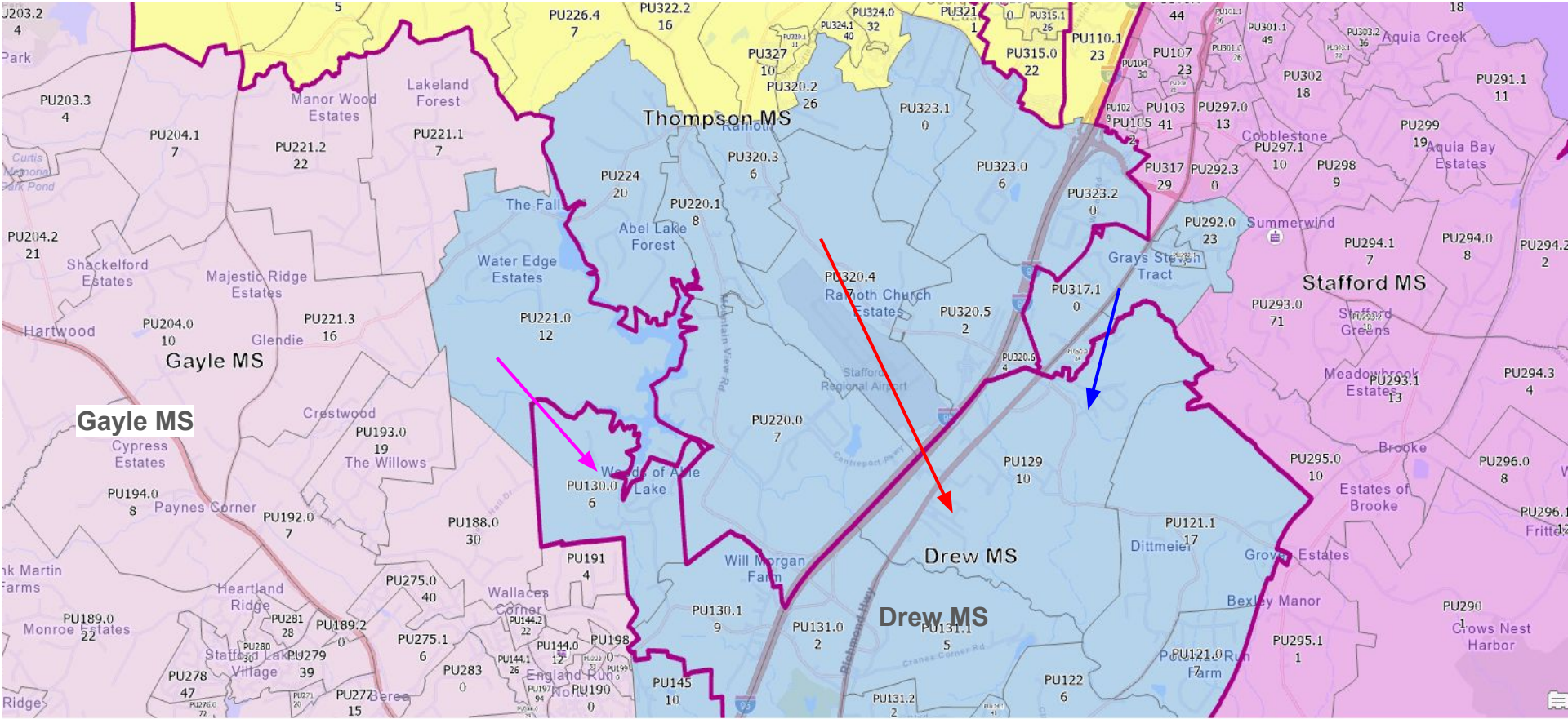

Scenario Birch - Slated to Move from Gayle and Dixon Smith to Drew

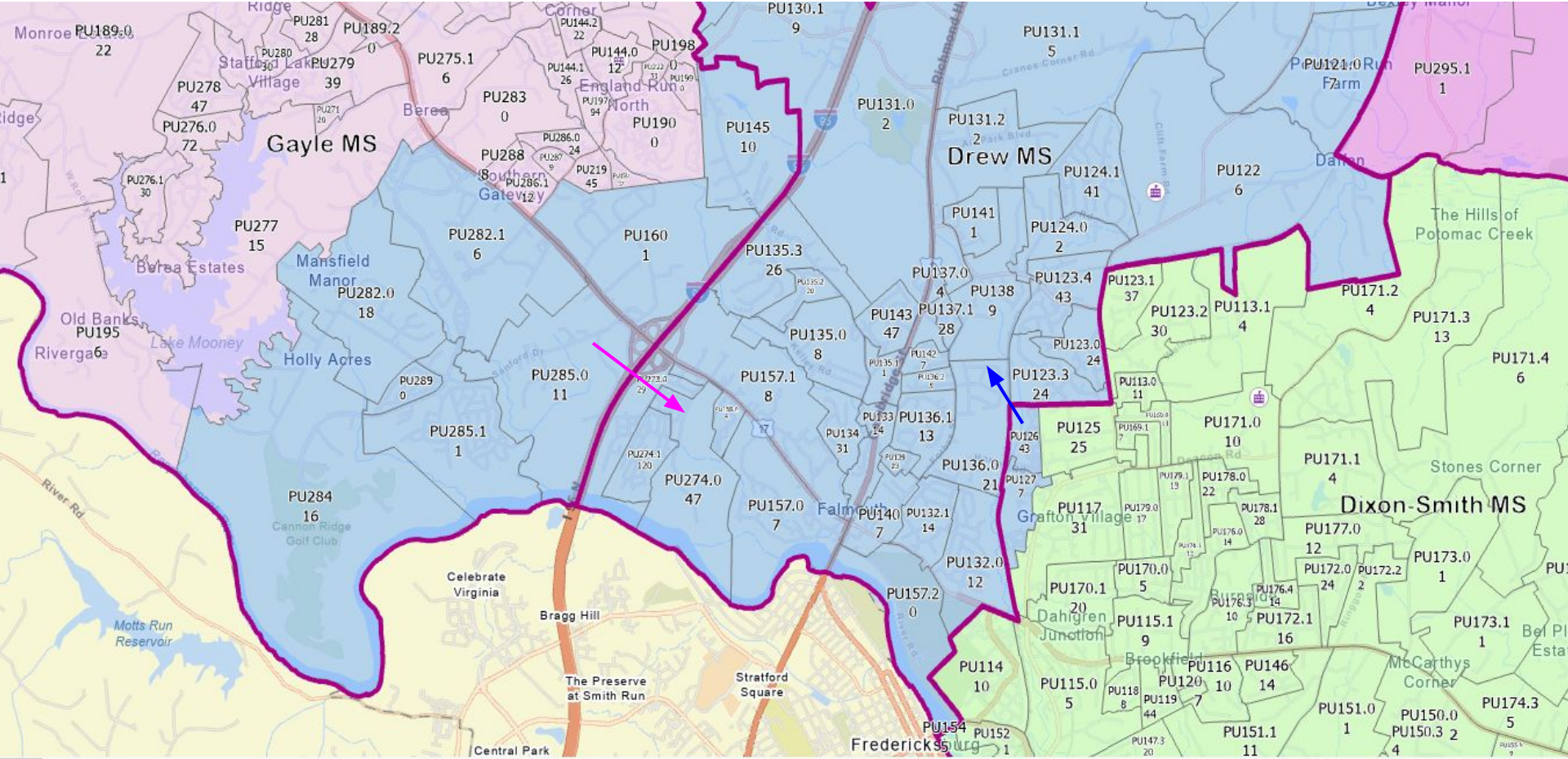

Scenario Dogwood

Detailed Maps

Scenario Dogwood - Slated to Move from RTMS to AGWMS, AGWMS to RTMS, HHPMS to AGWMS, HHPMS to RTMS

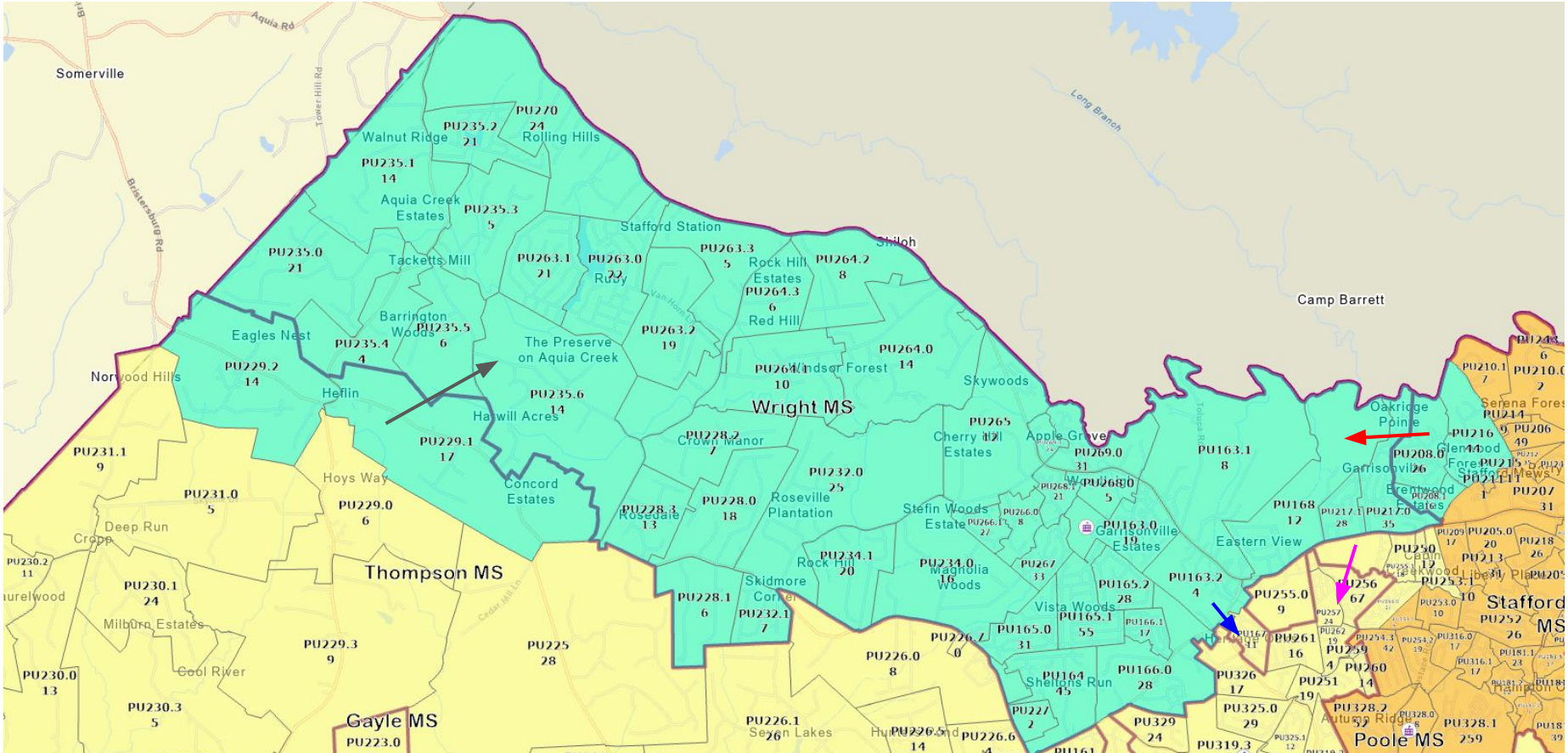

Scenario Dogwood - Slated to Move from AGWMS to RTMS, HHPMS to AGWMS, HHPMS to RTMS, SMS to HHPMS, SHMS to HHPMS

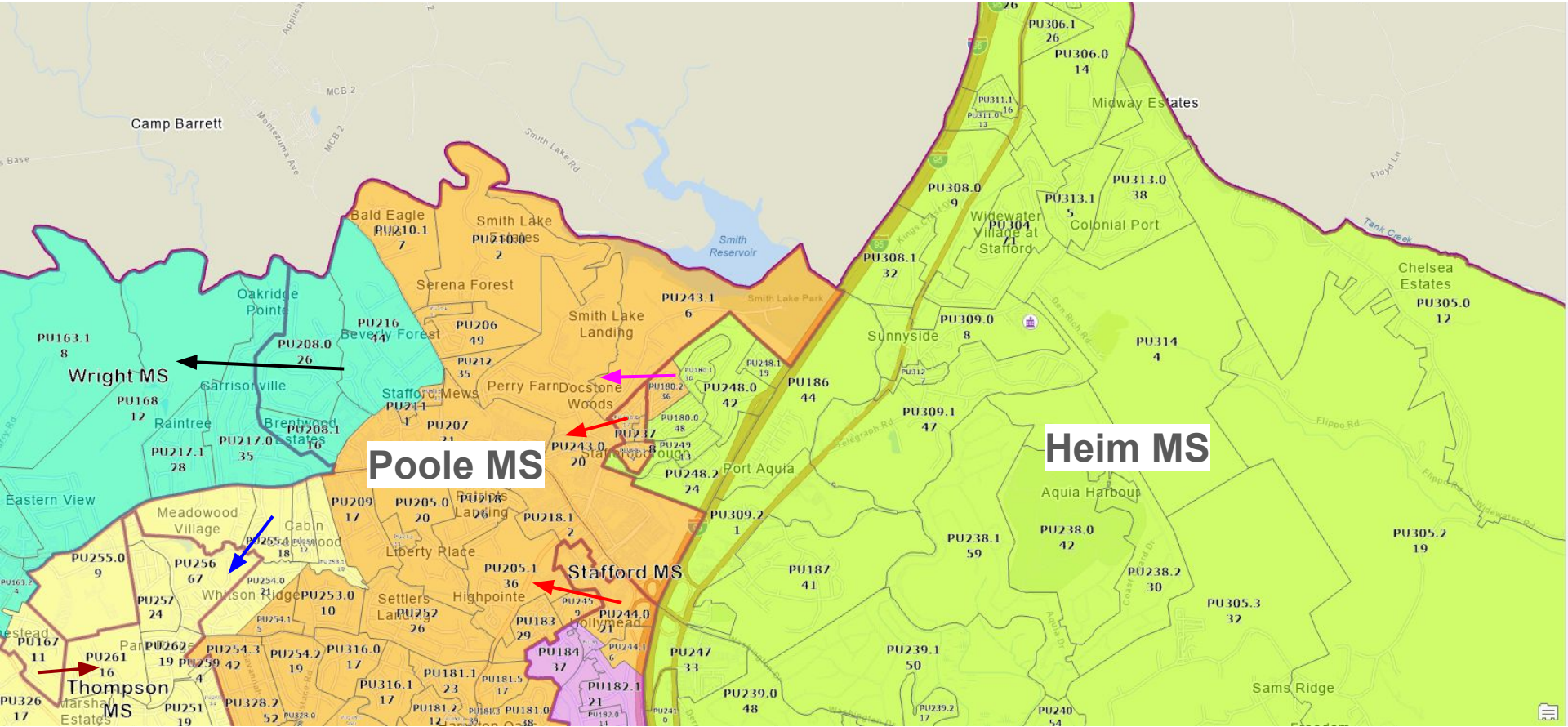

Scenario Dogwood - AGMS to RTMS, HHPMS to RTMS, RTMS to DMS, SMS to HHPMS

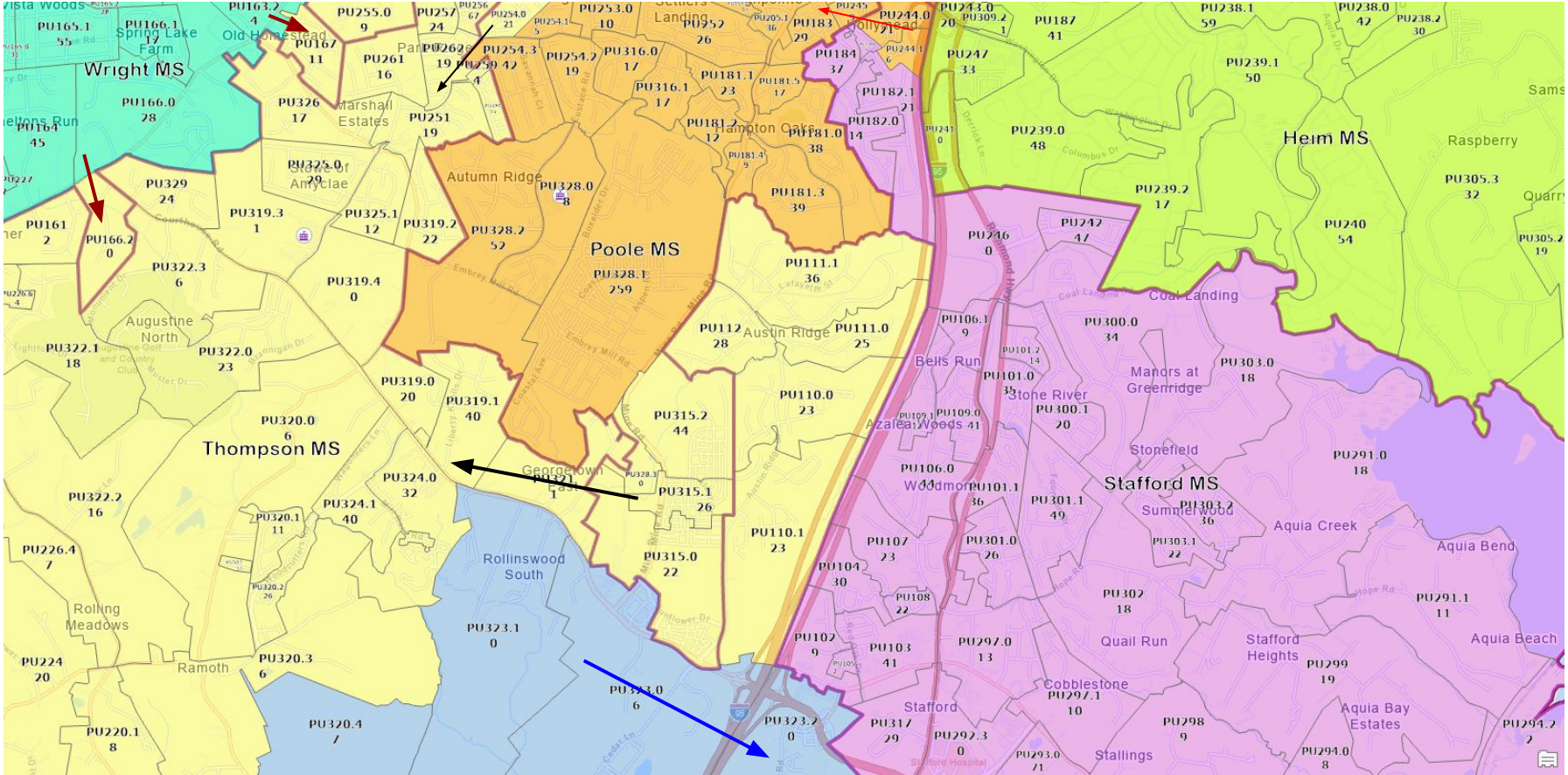

Scenario Dogwood - Slated to Move from GMS, RTMS, SMS, DSMS to Drew

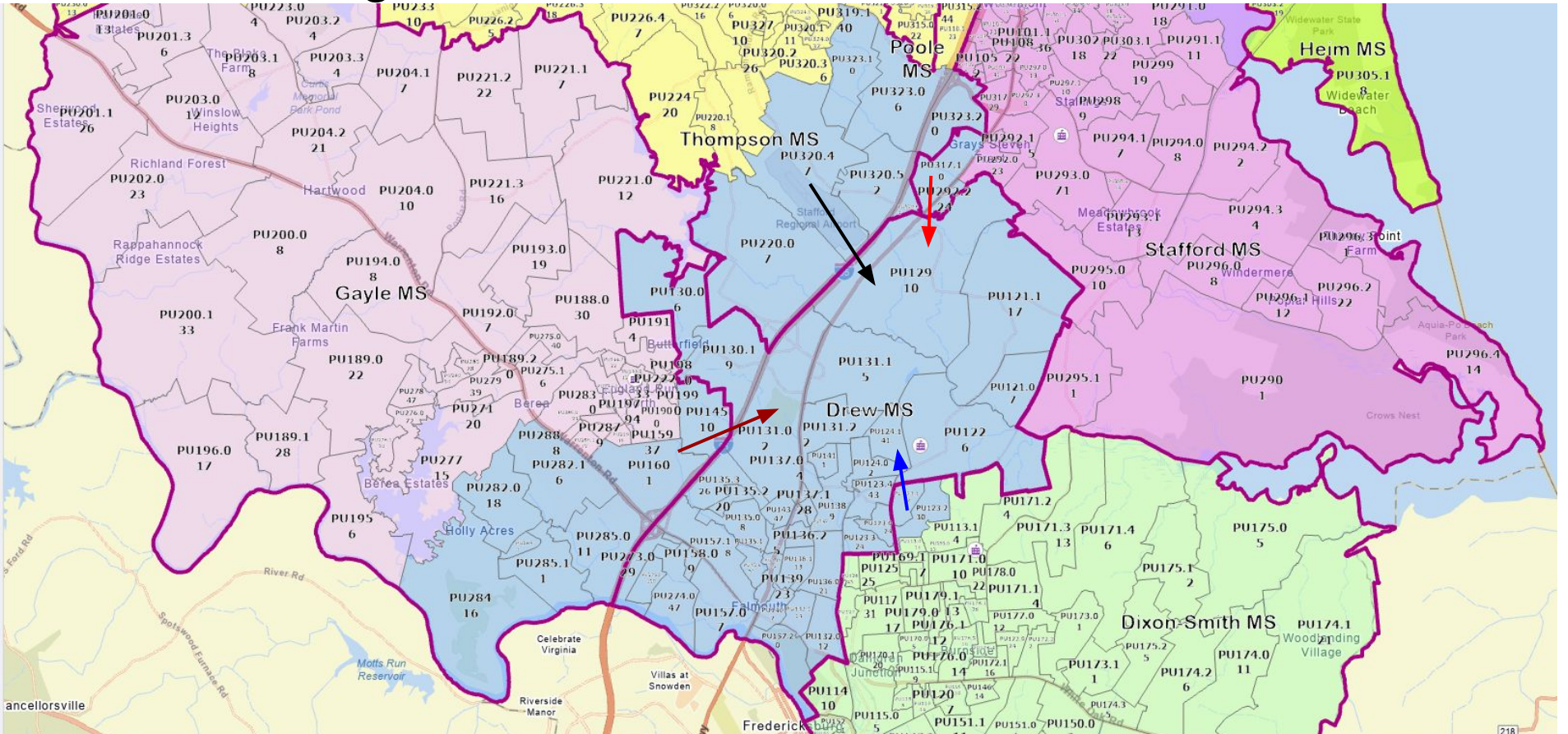

Scenario Dogwood - Slated to Move from GMS and DSMS to Drew

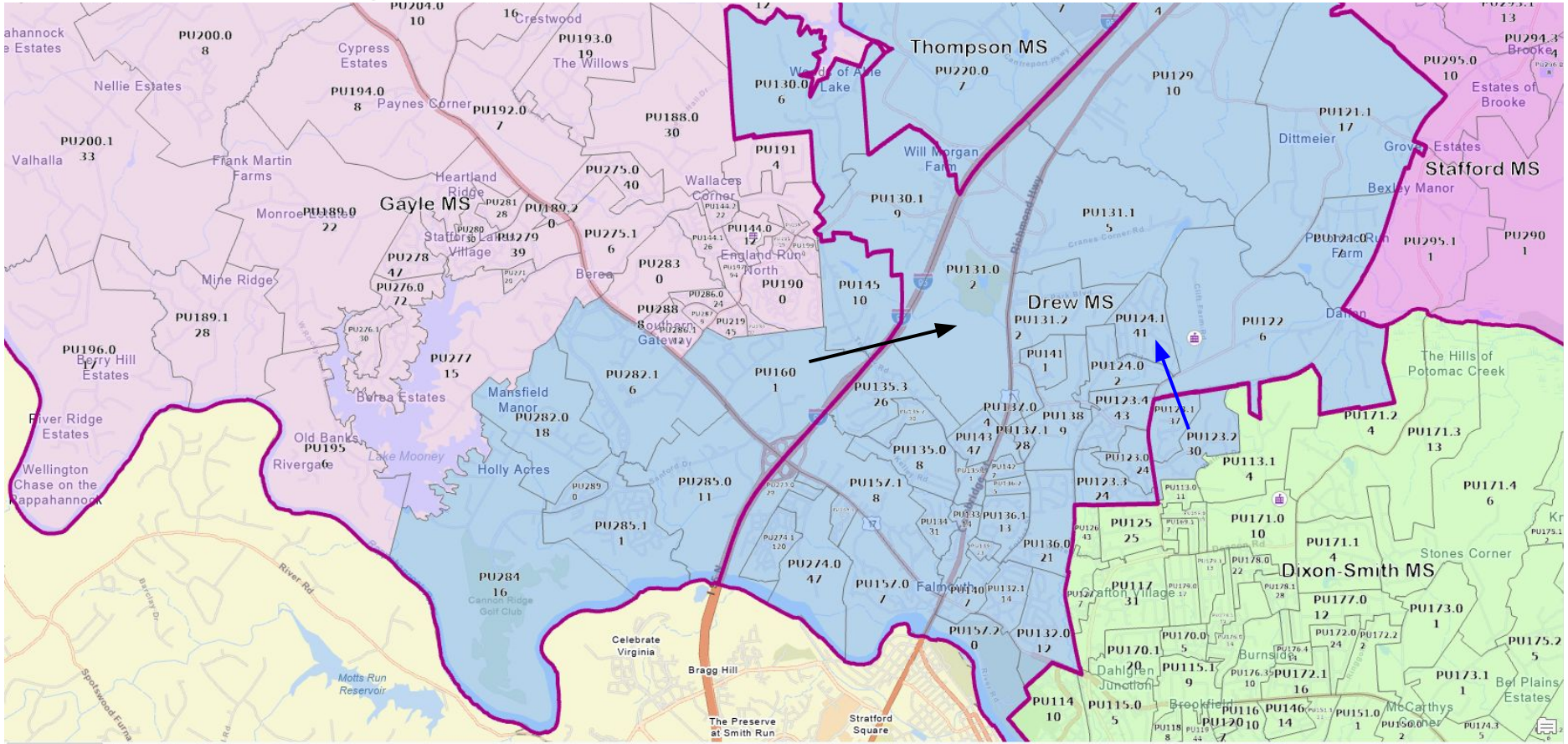

Scenario Dogwood - Slated to Move from GMS to RTMS and AGWMS to RTMS

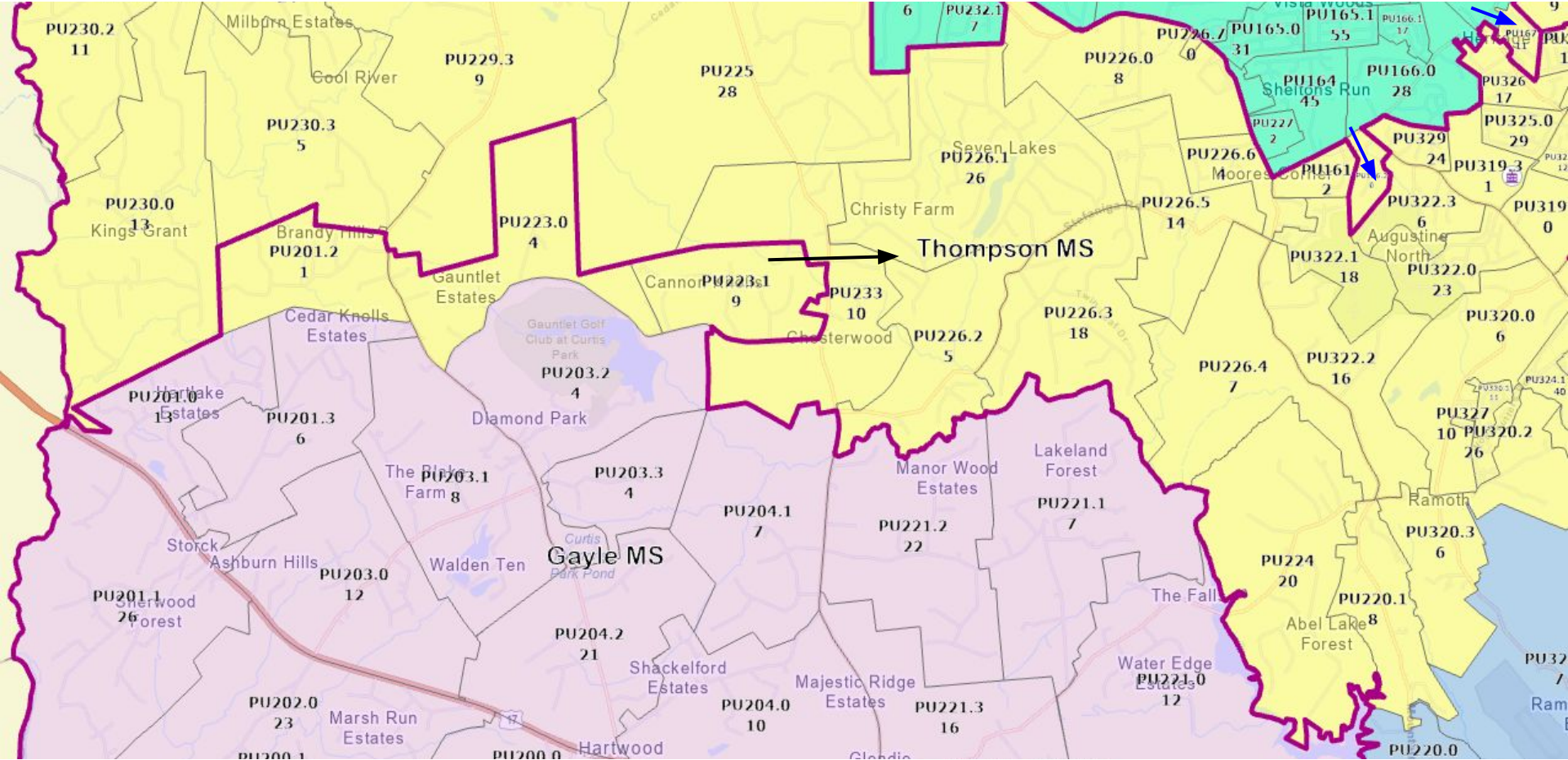

Scenario Pine

Detailed Maps

Scenario Pine - Slated to Move from GMS to RTMS, from RTMS to Drew, HHPMS to RTMS

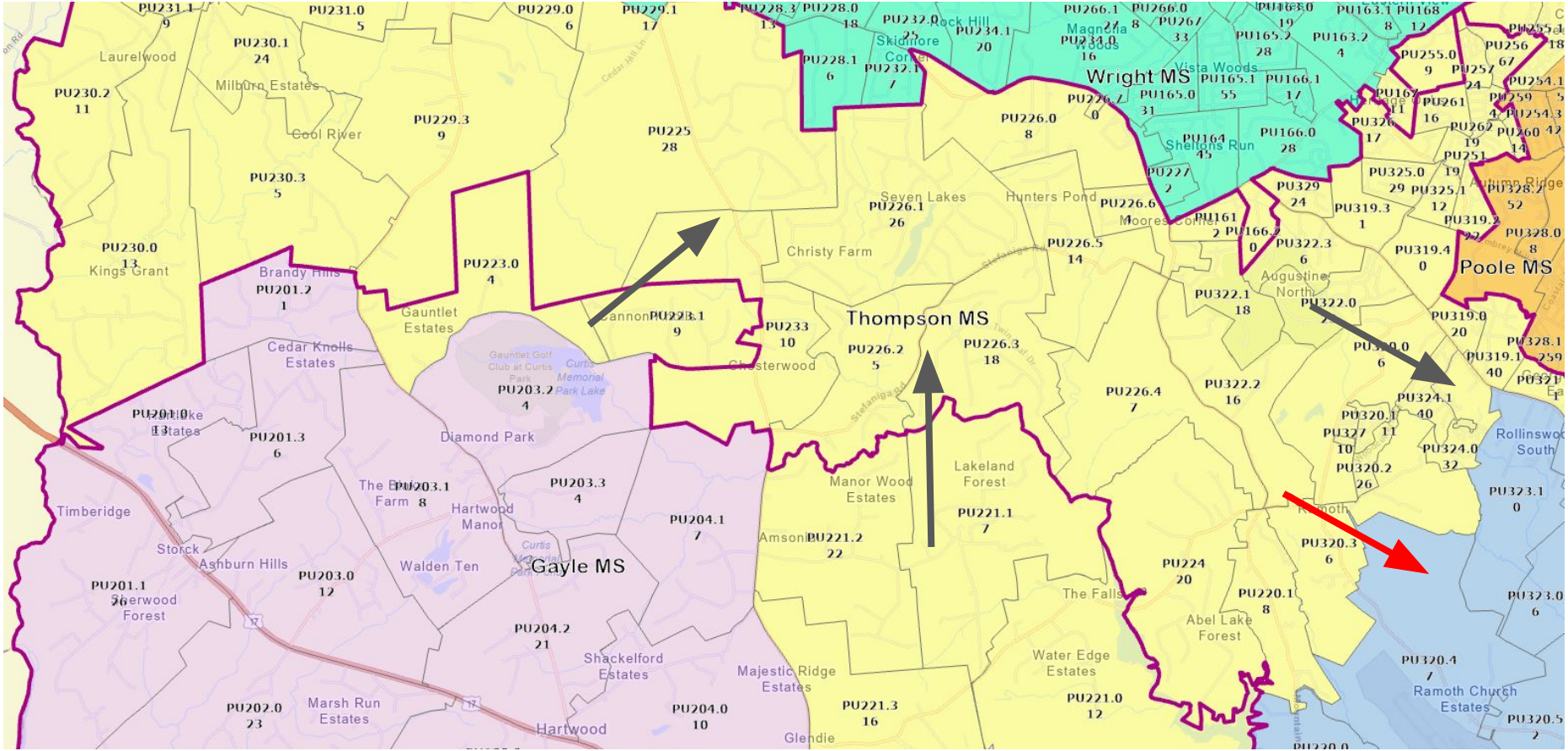

Scenario Pine -

Slated to Move from AGWMS to RTMS, from HHPMS to AGWMS, from HHPMS to RTMS, and from SMS to HHPMS

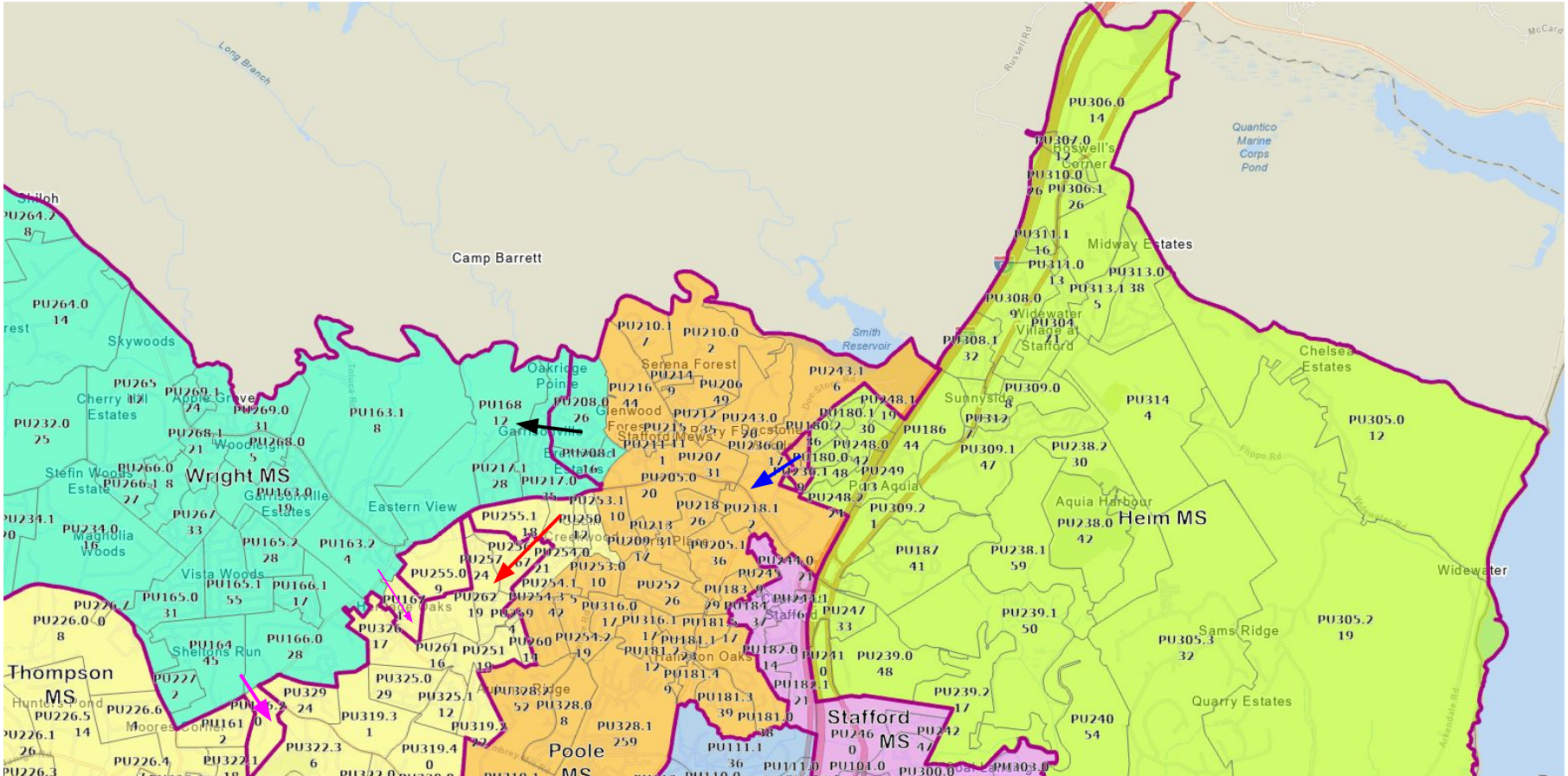

Scenario Pine - HHPMS to AGWMS, HHPMS to RTMS, SMS to HHPMS

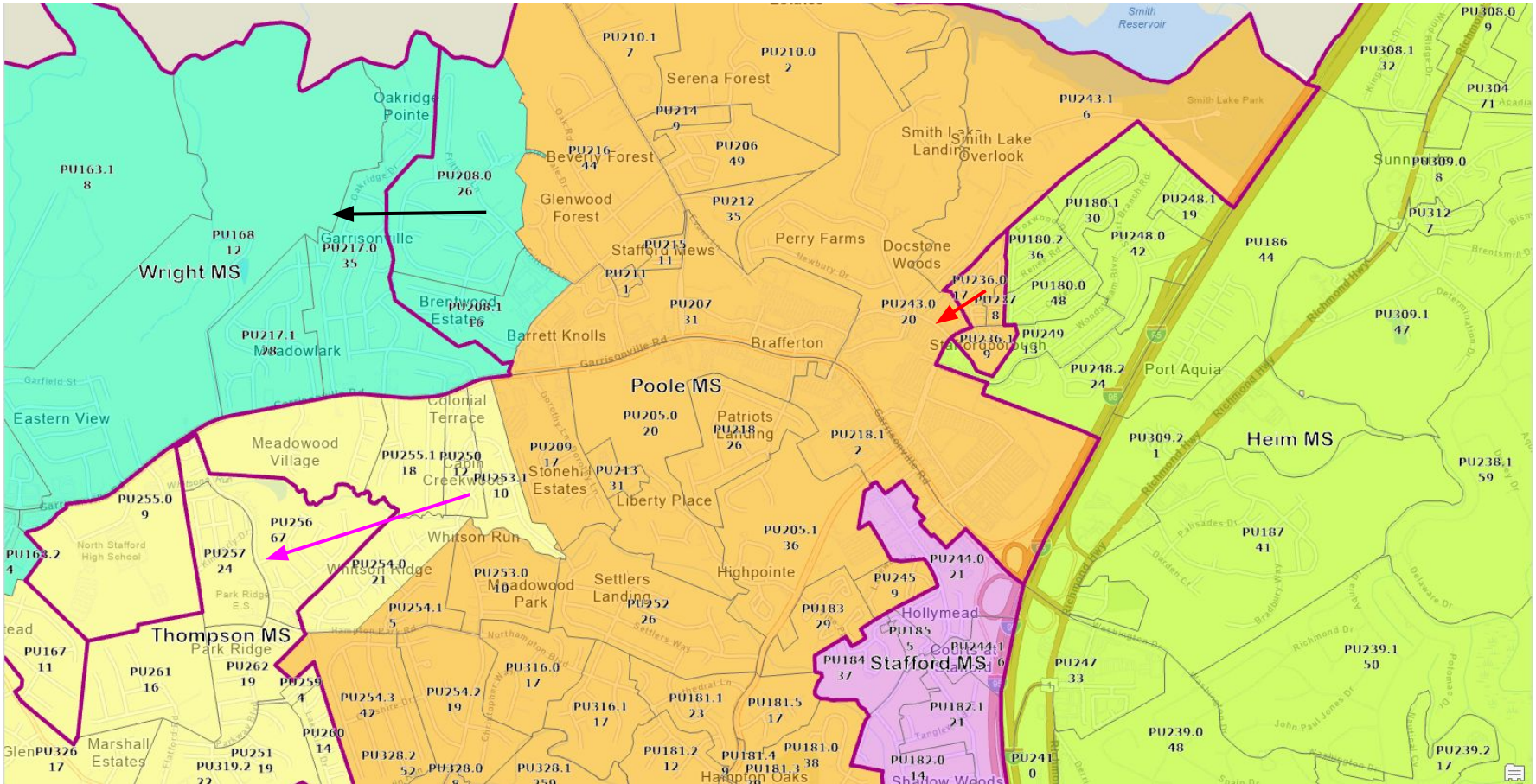

Scenario Pine - Slated to Move from HHPMS to RTMS, RTMS to Drew, GMS to RTMS, SMS to Drew

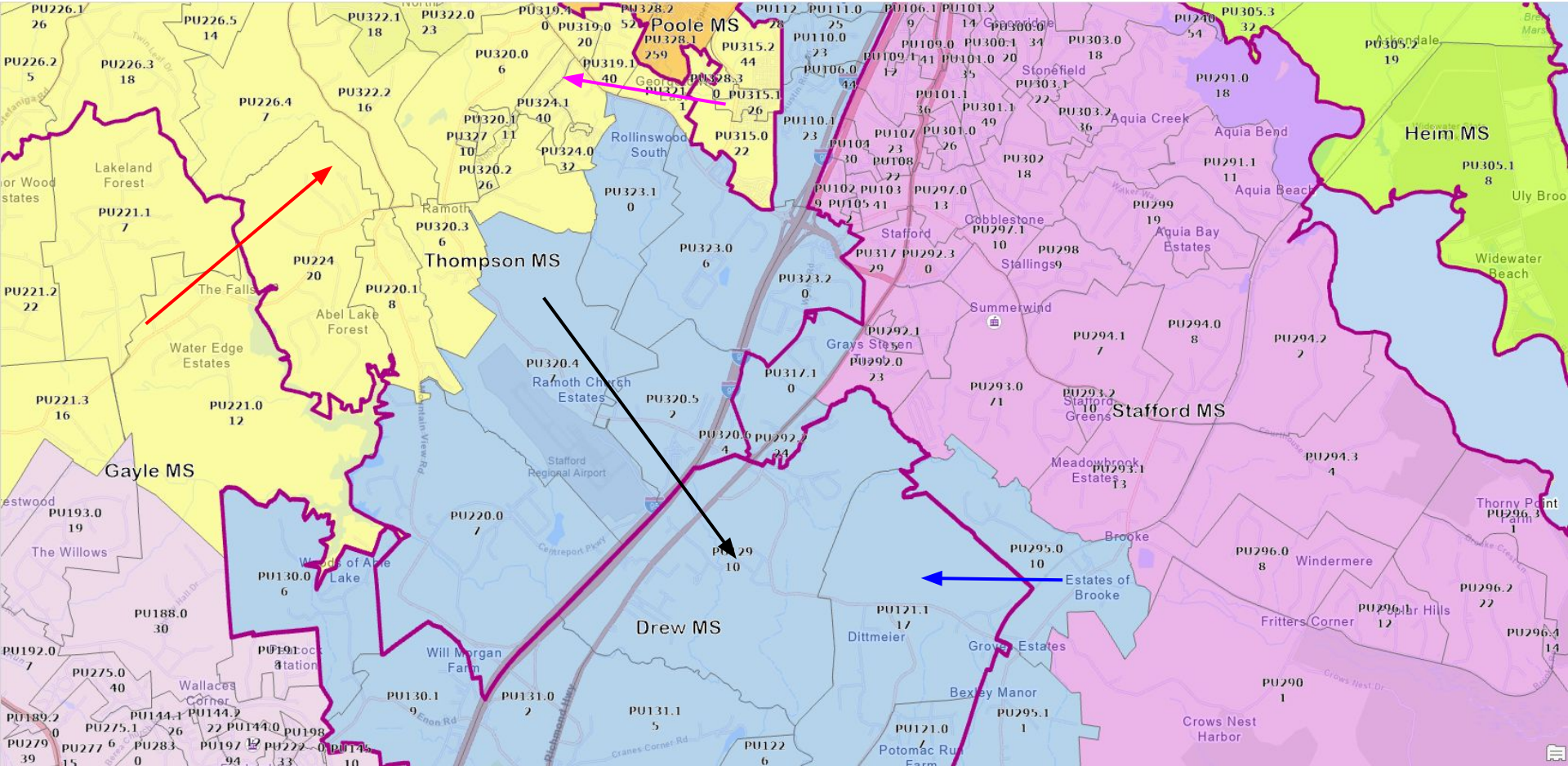
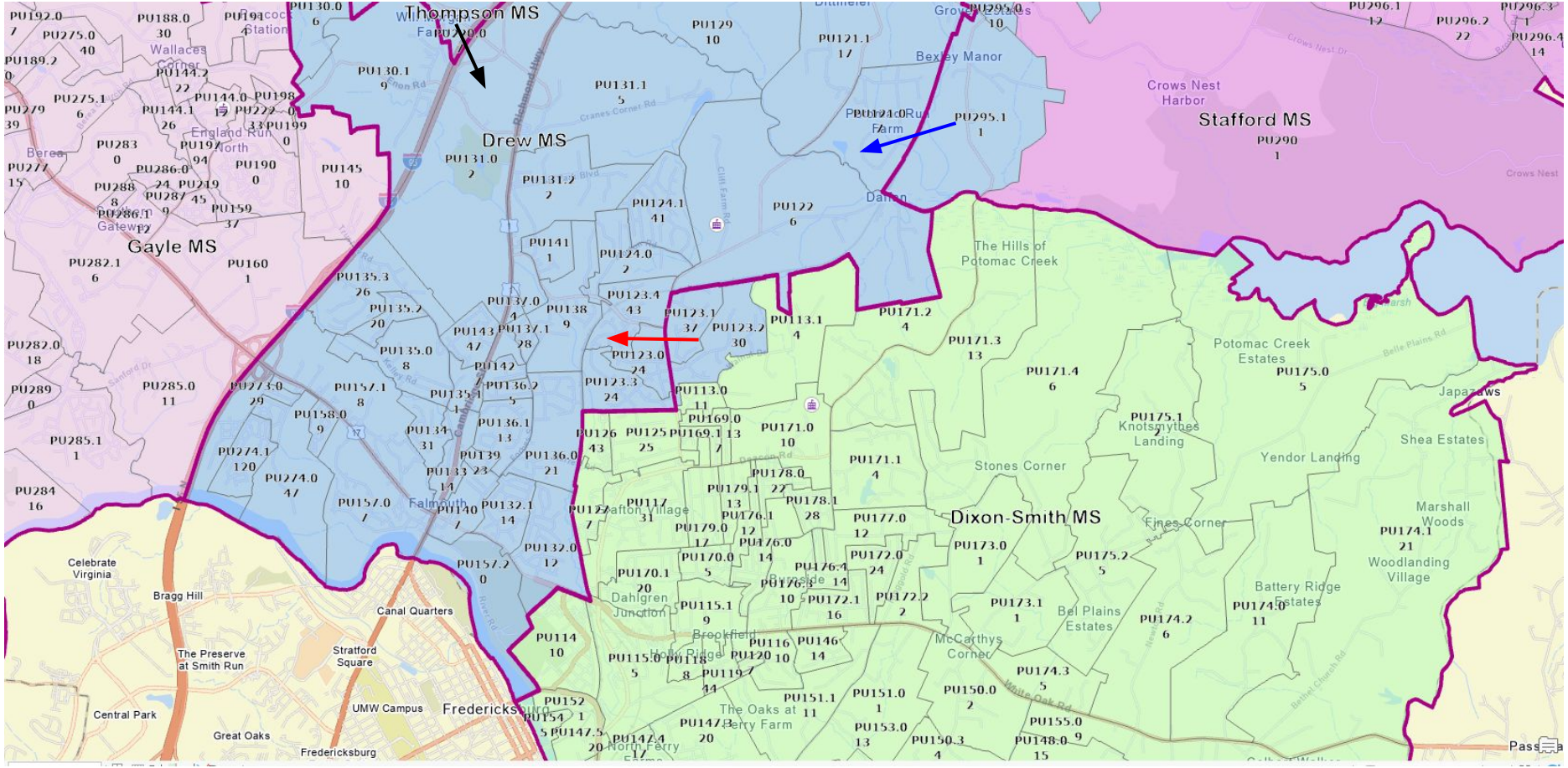
Scenario Pine - Slated to Move from RTMS, SMS, DSMS to Drew