Mounds View
PUBLIC SCHOOLS
Curriculum, Instruction and Assessment

Mounds View Public Schools Annual Report

Summary and Review for the 2025-2026 School year

Comprehensive Achievement and Civic Readiness Report (CACR) & Achievement and Integration Report

Comprehensive Achievement and Civic Readiness

Annual Report

MN State Legislation mandates that districts develop a comprehensive strategic plan to support and improve teaching and learning that is aligned with creating the world's best workforce During the 2024 session, the Minnesota Legislature renamed WBWF to Comprehensive Achievement and Civic Readiness (CACR).

Five Key Components

1. All students meet school readiness goals.
2. All racial and economic achievement gaps between students are closed
3. All students are ready for career and college.
4. All students graduate from high school.
5. All students are prepared to be lifelong learners.

Mounds View
PUBLIC SCHOOLS
Curriculum, Instruction and Assessment

All Students Ready for School

GOAL: The percentage of Prekindergarten (age 4) students enrolled in the Mounds View Early Childhood Programs (ECSE, Speech, & EC) who meet or exceed the Kindergarten Readiness Benchmark "Accomplished" for the **Social/Emotional Domain** as measured by the My Teaching Strategies Assessment will increase from 76.0% in Spring 2025 to 78.0% in Spring 2026.

RESULTS

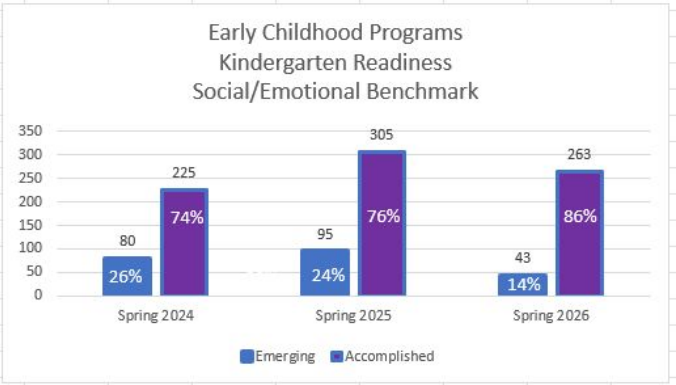

STRATEGIES

- Refined student support process and services within the program and monitored students to provide additional support as needed.
- Continued to Increase efforts to have families complete the early childhood screening before Kindergarten
- Continued use of observation-based assessment (Teaching Strategies Gold)
- Facilitated transitions for families and students from Early Childhood Programs to Kindergarten.
- Collaborated with Northeast Youth and Family Services (NYFS) to provide additional supports to students and families in our program

Mounds View PUBLIC SCHOOLS
Curriculum, Instruction and Assessment

All Students Graduate

GOAL: Mounds View School measures the percent of students who graduate in exactly 4 years + percent of those who continue according to their personalized plan = “Graduating According to Plan Rate”. Mounds View Schools will increase the "Graduation According to Plan Rate" for All Students from 97.0% for the Class of 2024 to 97.5% for the Class of 2025. In addition for all Class of 2025 subgroups, no subgroup will be less than 90%.

RESULTS

Class of 2025 Students	4 year Graduation Rate	+ 4 year Continuing Rate	= TOTAL
All Students	91.2%	5.3%	96.5%
Students of Color	86.3%	8.2%	94.5%
White Students	94.9%	3.1%	98.0%
Students receiving special education services*	65.0%	29.9%	94.9%
Students receiving English learner services	66.7%	17.7%	84.4%
Students Eligible for Economic Benefits	81.7%	11.0%	92.7%

STRATEGIES

- Personalized Post-Secondary plans for all students using 3+1 plans and 4-year plans for students 6-12. Chose SchooLinks as a new tool for us to monitor this goal.
- Enhanced support for course plans for English Learners with limited/interrupted formal education (SLIFE).
- Designed activities that support students’ transitions between levels (K to Grade 1; Grade 5 to Grade 6; Grade 8 to Grade 9).
- Monitored students to provide academic interventions as needed.
- Provided multiple and focused ways to support students with credit recovery.

Mounds View PUBLIC SCHOOLS
Curriculum, Instruction and Assessment

All Students Career- and College-Ready by Graduation

GOAL: The percentage of all students in the graduating class at Mounds View Public Schools meeting 3 or 4 college readiness Benchmarks (English, Math, Reading, and Science) as measured by ACT will increase from 51% with the Class of 2025 to 53% with the class of 2026

RESULTS

ACT Average Composite Scores			
Class of	**District**	**Minnesota**	**Nation**
2023	21.9	20.8	19.5
2024	22.2	20.7	19.4
2025	22.2	20.6	19.4
2026	22.3	20.6	19.2

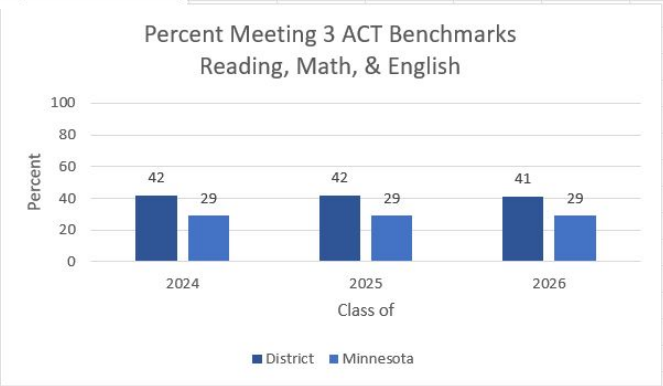

STRATEGIES

- Supported career and college centers focused on career pathways, college planning and jobs & internships, as well as technical guidance with college and FAFSA applications. SchooLinks will support this goal.
- Supported collaboration between Career & College Center and Career and Technical Courses to provide students with access to career, job, and internship information.
- Supported the hopes and ***aspirations*** of students and their families by making connections with students in creating a 3+1 plan and a four year plan. SchooLinks was chosen as a tool to help support this goal.

Mounds View PUBLIC SCHOOLS
Curriculum, Instruction and Assessment

Opportu
Coursew
(Course lege
Credits)
at our Ea ools



Included in partnership with Spring

- Moun in the Spring e, Const Education cours
- Spring ate in Mound View Welding course



Categories of Rigorous Courses at Mounds View Public Schools

Anoka Ramsey Community College (ARCC) Courses: Dual/Concurrent Enrollment. Students participate in courses taught by high school staff (mentored by college staff) and offered at the high school.

College in the Schools (CIS) Course: Students participate in courses taught by high school staff and earn University of Minnesota College Credit.

Advanced Placement (AP) Courses: Students participate in AP approved course taught by high school staff and receive credit by scoring 3 or better on AP exam.

College Level Examination Program (CLEP): Students participate in course taught by high school staff and receive credit by scoring 50 or better on the CLEP exam.

Post-Secondary Enrollment Options (PSEO): Students participate in college/university courses at the college/university campus.

Career and Technical Education (CTE) Articulated Credit Courses: Students participate in CTE Courses and earn credit that will be honored at some Minnesota Community Colleges. Also includes credits earned by students who participate in the 916 Career and Technical Center.

For more information: https://moundsviewccc.mvpschools.org/earning-college-credit

All Students Career-and College-Ready by Graduation

(Aligned to Achievement & Integration Plan 23-25, Goal 1)

GOAL in 2023-2026 Plan: Decrease racial disparities in participation in Mounds View College Board Advanced Placement (AP courses) from 8% for students in the Class of 2021 to 3% for students in the Class of 2025.

GOAL in 2026-2029 Plan: Mounds View Public Schools will increase shared rigorous post-secondary and dual-credit course enrollment with Spring Lake Park Schools from 56 students in in 2026 to 66 in 2029, strengthening racial and economic integration across districts. Annual progress will be measured through enrollment data disaggregated by district, race, and socioeconomic status.

RESULTS

Proportionality of the Class of 2025and those that participated in AP Courses

Class of 2025= 864 students Students in AP courses= 575

	Demographic Category	Senior Class of 2025	AP Course Participation	Difference
2025	American Indian or Alaska Native	0.2%	0.2%	0%
	Asian	11%	13%	2%
	Black or African American	13%	10%	-3%
	Hispanic/Latino	9%	6%	-2%
	Two or More Races	8%	8%	0%
	White	59%	63%	3%

STRATEGIES

- Equitable Access and Scaffolding for Advanced Coursework (Early College Access). This work focuses on the academic middle.
- Encouraged and supported students in participation in rigorous course offering as part of the 3+1 and 4 year planning meeting with students, deans and families.
- Impacted achievement for each student through Professional Learning Communities' focus on research-based instructional strategies.
- Provide support to families and students to prepare them for post secondary success through work of our cultural liaisons.

Mounds View PUBLIC SCHOOLS
Curriculum, Instruction and Assessment

All racial and economic achievement gaps are closed

(Aligned to Achievement & Integration Plan, Goal 2)

GOAL in 2023-2026 Plan: The percentage of Hispanic and Black students proficient on all State Math accountability tests (MCA & MTAS) will increase from 23.6% in 2022 to 35.0% in 2026.

GOAL in 2026-2029 Plan: We will decrease racial disparities in math achievement by increasing the percentage of Hispanic and Black students proficient on all State Math accountability tests (MCA & MTAS) from 28.6% in 2025 to 36.0% in 2029

RESULTS

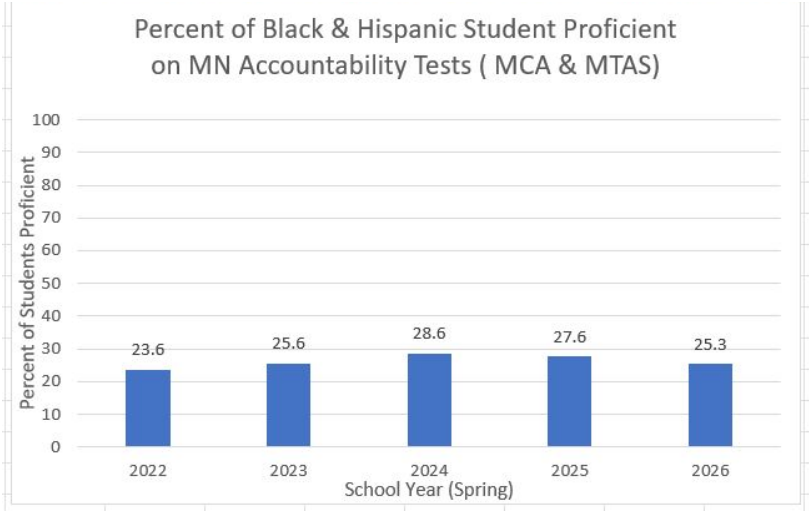

STRATEGIES

- Ensure college and career readiness and rigorous coursework for each student by providing early math intervention within the classroom and in extra support throughout the day.
- Support students needing additional support through accelerated learning through a core common resource for intervention.
- Build conceptual understanding of math skills through a common digital resource- ST Math for elementary and Desmos for middle school
- Implementing best practices as indicated in the core text Building Thinking Classrooms.

Mounds View PUBLIC SCHOOLS
Curriculum, Instruction and Assessment

All students are prepared to be lifelong learners

GOAL:

100% of Students in each grade level will complete activities appropriate to their grade level to support lifelong learning.

STRATEGIES

- Select and implement a post-secondary planning tool (e.g., SchooLinks) to guide students through career exploration and goal setting.
- Execute the implementation plan starting with Grade 12, including essential onboarding for deans, administrators, and students.
- Integrate the planning tool into the system to effectively monitor student progress and provide targeted support in post-secondary planning.
- Establish a defined, developmental curriculum using the tool, emphasizing key components by grade level:
    - 9th Grade: Career Interest Survey
    - 10th Grade: Career Exploration
    - 11th Grade: College Visits and Work-Based Learning
    - 12th Grade: Post-Secondary Goal Development

Equitable Access to Excellent and Diverse Educators

(Aligned to Achievement & Integration Plan, Goal 3)

GOAL for 2023-2026: The percentage of Mounds View public Schools teachers of color will increase from 4.9% in 2022 to 6.0% in 2026 with the outcome that the percentage of teachers of color would approach the percentage of students of color (SY 22-23=41%)

GOAL for 2026-2029: **T**o improve equitable access to diverse teachers for all students, the percentage of Mounds View Public Schools teachers of color will increase from 5.9% in 2025 to 6.7% in 2029, with the outcome that the percentage of teachers of color will approach the percentage of students of color (41%), as measured by internal hiring and retention data.

RESULTS

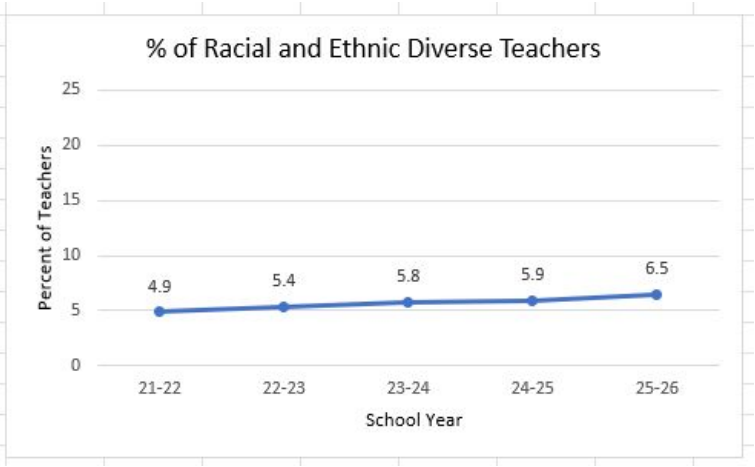

STRATEGIES

- District Instructional Support Leads at all levels for literacy, math, science, & social studies.
- Instructional Strategies Facilitators/coaches at all levels offer mentoring and support in high-quality, research-based instructional strategies.
- Collaboration with 916 on a special education pipeline grant
- The Recruitment and Retention Specialist is developing strategic partnerships with Minnesota State universities to enhance student support and recruitment efforts, focusing on both current and prospective program participants.
- We are pursuing a partnership with NXT Gen Teach Apprenticeship and Residency Program
- Teach MN is our Grow Your Own Partner and is an alternative preparation program.

Mounds View PUBLIC SCHOOLS
Curriculum, Instruction and Assessment

Questions & Comments

Mounds View
PUBLIC SCHOOLS
Curriculum, Instruction and Assessment