Lakeland Joint School District #272 - 2026-2027 - Period Ended August 31, 2026

REVENUES	General Fund Working Budget	All Other Funds Working Budget	Total Funds Working Budget	General Fund YTD Revenue	All Other Funds YTD Revenue	Total Funds YTD Revenue
Beginning Balances	4,295,595	22,660,387	26,955,982	4,229,070	19,110,728	23,339,799
Local Revenue	8,285,500	1,050,000	9,335,500	63,698	62,497	126,196
County Revenue	-	-	-	-	-	-
State Revenue	38,491,904	911,999	39,403,903	21,927,389	-	21,927,389
Federal Revenue	120,000	3,027,284	3,147,284	-	207	207
Other Sources	-	-	-	-	-	-
Transfers	-	90,000	90,000	-	-	-
Total Revenues	51,192,999	27,739,670	78,932,669	26,220,157	19,173,433	45,393,590

EXPENDITURES	General Fund Working Budget	All Other Funds Working Budget	Total Funds Working Budget	General Fund YTD Expenses	All Other Funds YTD Expenses	Total Funds YTD Expenses
Salaries	30,681,567	1,713,254	32,394,821	874,551	-	874,551
Benefits	11,649,094	648,384	12,297,478	660,411	7,383	667,794
Purchased Services	3,137,514	1,232,250	4,369,764	568,122	240,130	808,252
Supplies & Materials	1,136,948	1,344,823	2,481,771	117,199	31,021	148,220
Capital Outlay	-	16,894,167	16,894,167	-	4,903,687	4,903,687
Debt Retirement	-	-	-	-	-	-
Insurance & Judgements	424,700	10,000	434,700	424,129	536	424,665
Transfers	90,000	-	90,000	200,000	-	200,000
Contingency Reserve	-	-	-	-	-	-
Unappropriated Balances	4,073,176	5,896,792	9,969,968	23,375,746	13,990,675	37,366,420
Total Expenditures	51,192,999	27,739,670	78,932,669	26,220,157	19,173,433	45,393,590

updated 9.11.2026

Lakeland Joint School District #272 - 2026-2027 - Period Ended August 31, 2026

Fund Number: **100**
Fund Name: **General Fund**

	Adopted Budget	Working Budget	August Revenue		FY27 YTD	% Remaining
Beginning Equity:						
FUND BALANCE *estimated	4,295,595	4,295,595	-	-	*4,229,070*	
Revenues:						
PROPERTY TAX REVENUE	7,520,000	7,520,000	26,436	-	26,436	100%
LEVY - TORT	190,500	190,500	687	-	687	100%
PENALTY AND INTEREST	80,000	80,000	3,520	-	3,520	0%
INTEREST REVENUE	350,000	350,000	29,674	-	29,674	92%
TRANSPORTATION FEES	110,000	110,000	1,965	-	1,965	98%
OTHER LOCAL REVENUE	35,000	35,000	1,217	-	1,417	96%
STATE BASE SUPPORT	30,600,602	30,600,602	17,590,685	-	17,590,685	43%
STATE TRANSPORTATION REIMBURSEMENT	1,900,000	1,900,000	-	-	-	100%
STATE REVENUE - BENEFIT APPORTIONMENT	4,226,023	4,226,023	-	-	-	100%
OTHER STATE REVENUE	1,657,855	1,657,855	4,336,704	-	4,336,704	-162%
REVENUE IN LIEU OF TAXES	72,424	72,424	-	-	-	100%
OTHER SCHOOL REVENUE - ONE TIME MONEY	35,000	35,000	-	-	-	100%
REVENUE FROM FEDERAL SOURCES	120,000	120,000	-	-	-	100%
INTEFUND TRANSFERS	-	-	-	-	-	0%
Total Revenues	46,897,404	46,897,404	21,990,887		21,991,087	
Total Revenues and Fund Balance	51,192,999	51,192,999			26,220,157	

Expense Function	Expense Type	Adopted Budget	Working Budget	August Expenses	Encumbrances	FY27 YTD	% Remaining
Expenditures:							
ELEMENTARY PROGRAM	Salaries	7,863,757	7,863,757	(17)	-	16,245	100%
	Benefits	2,856,838	2,856,838	86,930	-	93,856	97%
	Purchased Services	3,000	3,000	1,324	7,379	1,374	54%
	Supplies and Materials	99,520	99,520	336	29,840	12,680	87%
SECONDARY PROGRAM	Salaries	7,616,237	7,616,237	700	-	8,427	100%
	Benefits	2,857,789	2,857,789	85,147	-	87,567	97%
	Purchased Services	355,000	355,000	203,003	206,533	218,237	39%
	Supplies and Materials	157,283	157,283	(441)	49,197	9,186	94%
ALTERNATIVE SCHOOL PROGRAM	Salaries	616,230	616,230	-	-	227	100%
	Benefits	239,695	239,695	6,775	-	6,819	97%
	Purchased Services	1,454	1,454	165	200	1,565	-8%
	Supplies and Materials	6,731	6,731	-	620	-	100%
SPECIAL EDUCATION PROGRAM	Salaries	3,038,512	3,038,512	(1,254)	-	4,549	100%
	Benefits	1,531,893	1,531,893	34,138	-	36,537	98%
	Purchased Services	-	-	-	-	-	0%
	Supplies and Materials	-	-	1,026	9,001	1,026	0%

SPECIAL EDUCATION PRESCHOOL	Salaries	167,322	167,322	-	-	-	100%
	Benefits	53,733	53,733	1,230	-	1,230	98%
GIFTED/TALENTED PROGRAM	Salaries	92,836	92,836	-	-	-	100%
	Benefits	30,934	30,934	1,034	-	1,034	97%
	Purchased Services	1,500	1,500	-	150	-	100%
	Supplies and Materials	3,500	3,500	-	-	-	100%
INTERSCHOLASTIC ACTIVITY PROG	Salaries	1,107,998	1,107,998	62,675	-	67,491	94%
	Benefits	289,682	289,682	25,093	-	26,772	91%
	Purchased Services	486,500	486,500	8,549	105,687	8,684	98%
	Supplies and Materials	143,000	143,000	22,917	18,693	25,150	82%
SUMMER SCHOOL PROGRAM	Salaries	85,000	85,000	-	-	78,617	8%
	Benefits	17,959	17,959	881	-	17,471	3%
GUIDANCE & HEALTH PROGRAM	Salaries	1,696,357	1,696,357	-	-	-	100%
	Benefits	585,427	585,427	18,184	-	18,184	97%
	Purchased Services	2,750	2,750	-	-	-	100%
	Supplies and Materials	17,000	17,000	-	-	-	100%
SPECIAL EDUCATION SUPPORT SERVICES	Salaries	617,373	617,373	-	-	-	100%
	Benefits	231,714	231,714	6,993	-	6,993	97%
	Purchased Services	65,000	65,000	32	-	145	100%
	Supplies and Materials	3,500	3,500	-	-	-	100%
INSTRUCTIONAL IMPROVEMENT	Salaries	9,000	9,000	-	-	-	100%
	Benefits	2,090	2,090	99	-	99	95%
	Purchased Services	60,000	60,000	3,915	6,412	7,141	88%
	Supplies and Materials	10,000	10,000	-	778	259	97%
LIBRARY-EDUCATIONAL MEDIA	Salaries	318,365	318,365	519	-	946	100%
	Benefits	148,606	148,606	3,700	-	3,784	97%
	Purchased Services	10,000	10,000	-	-	-	100%
	Supplies and Materials	5,000	5,000	-	2,290	-	100%
INSTRUCTIONAL RELATED TECH	Salaries	198,452	198,452	19,496	-	35,530	82%
	Benefits	101,400	101,400	9,699	-	16,096	84%
	Purchased Services	18,000	18,000	(414)	-	191	99%
	Supplies and Materials	5,000	5,000	6,000	-	6,000	-20%
BOARD OF EDUCATION	Salaries	61,025	61,025	5,889	-	10,974	82%
	Benefits	22,348	22,348	2,638	-	4,437	80%
	Purchased Services	82,000	82,000	4,949	60	18,906	77%
	Supplies and Materials	4,000	4,000	-	4,415	-	100%
	Insurance	51,000	51,000	-	-	50,809	0%
DISTRICT ADMINISTRATION PROG	Salaries	702,252	702,252	50,825	-	99,103	86%
	Benefits	250,161	250,161	25,870	-	41,247	84%
	Purchased Services	22,000	22,000	891	1,466	2,076	91%
	Supplies and Materials	35,000	35,000	130	7,184	27,314	22%
SCHOOL ADMINISTRATION PROGRAM	Salaries	2,504,841	2,504,841	202,651	-	209,415	92%
	Benefits	821,372	821,372	94,902	-	97,863	88%
	Purchased Services	-	-	-	-	-	100%
	Supplies and Materials	26,664	26,664	-	4,583	17	100%
BUSINESS OPERATIONS PROGRAM	Salaries	474,115	474,115	26,567	-	53,379	89%
	Benefits	142,481	142,481	11,552	-	19,503	86%
	Purchased Services	71,500	71,500	9,286	-	14,977	79%
	Supplies and Materials	-	-	-	-	-	0%
ADMINISTRATIVE TECHNOLOGY PROG	Salaries	216,000	216,000	16,895	-	33,670	84%
	Benefits	76,863	76,863	8,291	-	14,118	82%

	Purchased Services	30,000	30,000	-	-	13,647	55%
	Supplies and Materials	1,000	1,000	-	-	-	100%
BUILDING MAINTENANCE - CUSTODIAL	Salaries	981,367	981,367	42,475	-	82,866	92%
	Benefits	444,363	444,363	27,074	-	44,217	90%
	Purchased Services	1,204,760	1,204,760	106,810	72,159	210,251	83%
	Supplies and Materials	100,000	100,000	797	2,900	17,659	82%
	Insurance	276,500	276,500	-	-	276,126	0%
BUILDING MAINTENANCE - EQUIP & CAPITAL	Salaries	806,528	806,528	48,195	-	102,713	87%
	Benefits	281,591	281,591	25,624	-	45,368	84%
	Purchased Services	212,000	212,000	10,799	79,056	44,997	79%
	Supplies and Materials	150,000	150,000	7,335	13,188	15,814	89%
	Equipment/Capital Expenditures	-	-	-	-	-	100%
MAINTENANCE / GROUNDS	Purchased Services	156,500	156,500	1,351	6,600	1,351	99%
	Supplies and Materials	-	-	824	1,053	947	-100%
SECURITY/SAFETY PROGRAM	Salaries	203,000	203,000	-	-	-	100%
	Benefits	71,491	71,491	2,301	-	2,301	97%
	Purchased Services	293,000	293,000	-	-	11,512	96%
	Supplies and Materials	15,000	15,000	-	-	-	100%
TRANSPORTATION-PUPIL TO SCHOOL	Salaries	1,305,000	1,305,000	37,507	-	70,400	95%
	Benefits	574,405	574,405	62,516	-	74,916	87%
	Purchased Services	60,550	60,550	6,907	12,434	13,067	78%
	Supplies and Materials	353,750	353,750	874	11,229	1,146	100%
	Insurance	48,600	48,600	-	-	48,597	0%
GENERAL TRANSPORTATION PROG	Salaries	-	-	-	-	-	0%
	Benefits	16,259	16,259	-	-	-	100%
	Purchased Services	2,000	2,000	-	-	-	100%
	Supplies and Materials	1,000	1,000	-	-	-	100%
	Insurance	48,600	48,600	-	-	48,598	0%
Total Expenditures		**47,029,823**	**47,029,823**	**1,451,159**	**653,105**	**2,644,412**	94%
Excess (deficiency) of Revenues over (under) expenditures		**(132,419)**	**(132,419)**	**20,539,729**	**(653,105)**	**19,346,675**	
Other Financing Sources (uses)							
PROCEEDS FROM SALE OF CAPITAL ASSET		-	-	-	-	-	0%
TRANSFER IN		-	-	-	-	-	0%
TRANSFER OUT		(90,000)	(90,000)	-	-	(200,000)	-145%
Total Other Financing Sources (uses)		**(90,000)**	**(90,000)**	**-**	**-**	**(200,000)**	
Net Change in Fund Balance		**(222,419)**	**(222,419)**	**20,539,729**	**(653,105)**	**19,146,675**	

Estimated Ending Fund Balance **$23,375,746**

*Estimated Fund Balance - this number will fluctuate monthly as revenue is received and expenses are incurred. Please note that future expenses for payroll are not reflected in this number.

**Other State Revenue includes School Facilities Funding (Property Tax Relief) to offset the Supplemental Levy

****Transfers Out reflect Medicaid Expenses transferred to Fund 260

Lakeland Joint School District #272 - 2026-2027 - Period Ended August 31, 2026

Fund Number: **100**
Fund Name: **GENERAL FUND - SUMMARY CHARTS**

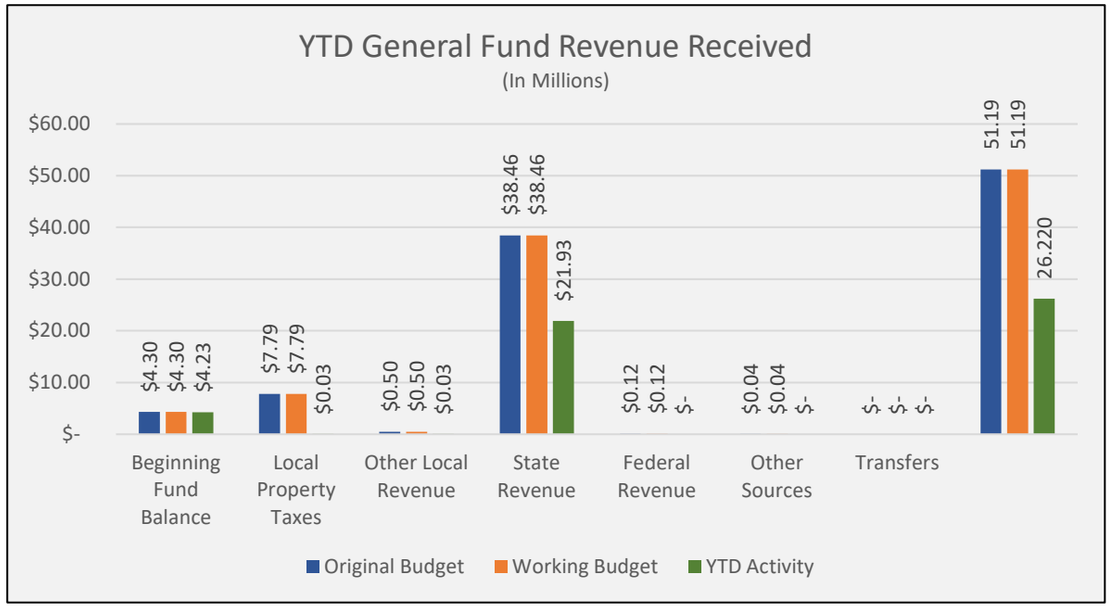

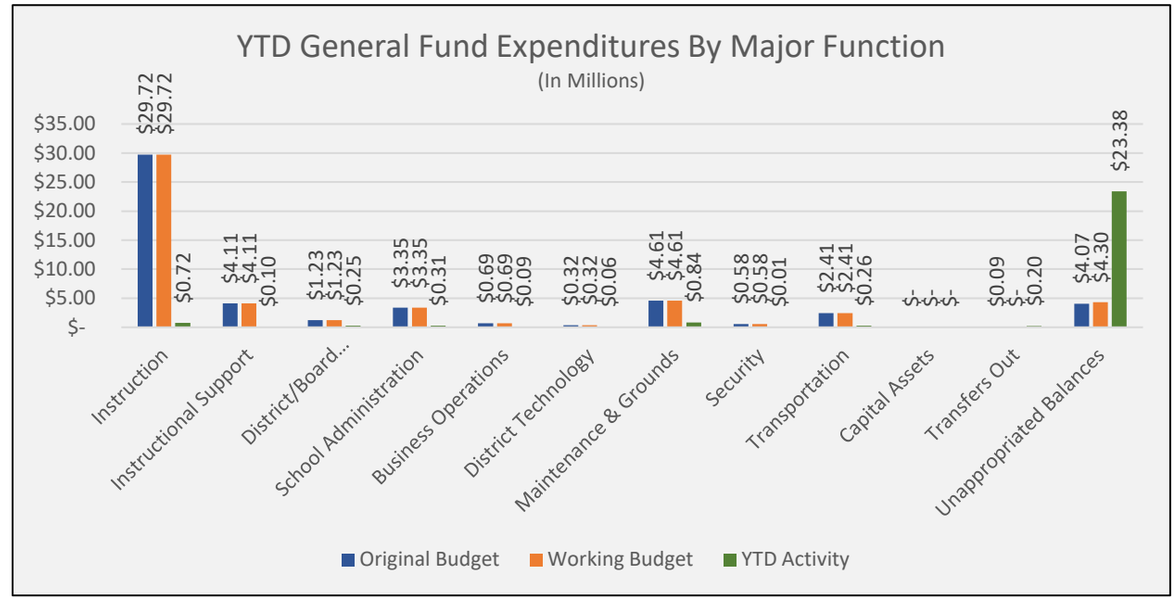

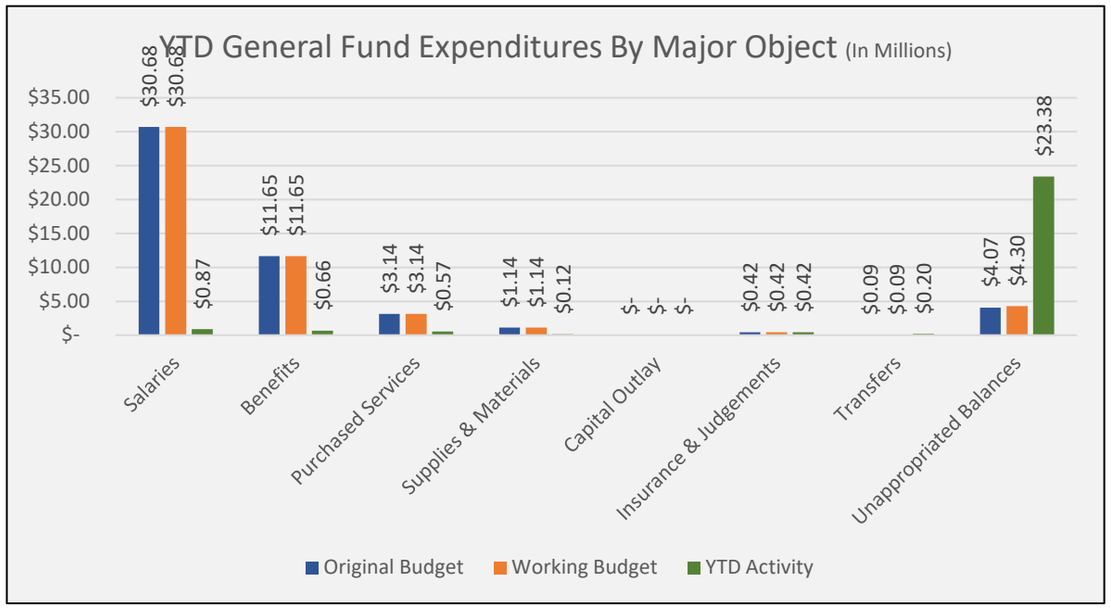

Lakeland Joint School District #272 - 2026-2027 - Period Ended August 31, 2026

Fund Number: **100**
Fund Name: **GENERAL FUND - SUPPLEMENTAL LEVY TRACKER**

Levy Item	Amount Levied	Amount Spent	Amount Remaining	% Remaining
Funding for Co-Curriculars (BPA, FFA, Drama, Debate, Band, Choir, FCCLA, etc.) and Sports	2,000,000	128,097	1,871,903	94%
Maintain Alternative Middle School Program	80,230	-	80,230	100%
Support Safety and Security Program	827,789	13,813	813,976	98%
Support Student Transportation	500,000	-	500,000	100%
Maintain School Nurses	172,150	-	172,150	100%
Maintain Funding for 25 Certified Teachers	1,997,198	-	1,997,198	100%
Maintain Elementary Advanced Learning Programs	546,797	-	546,797	100%
Maintain 8 Elementary Teacher Specialists	613,730	-	613,730	100%
Maintain Library Leads	434,106	-	434,106	100%
Maintain KTEC	348,000	348,000	-	0%
	7,520,000	**489,910**	**7,030,090**	

Lakeland Joint School District #272 - 2026-2027

Summary of All Funds - August 2026

Fund	Description	Salaries	Benefits	Purchased Services	Supplies & Materials	Capital Outlay	Insurance	Debt Retirement	Transfers	Total Year to Date (YTD)	Working Budget	YTD Activity as a Percentage of Budget
100	General Fund	874,551	660,411	568,122	117,199	-	424,129	-	200,000	2,844,412	47,119,823	6%
220	Federal Forest Fund	-	-	3,000	-	-	-	-	-	3,000	13,000	23%
231	Facility Funds - Local Sources	-	-	-	8	105,929	-	-	-	105,937	950,000	11%
232	BASE	-	-	155	-	-	-	-	-	155	240,833	0%
243	CTE - State	-	-	606	197	-	-	-	-	803	151,729	1%
244	Gifted & Talented	-	-	-	-	-	-	-	-	-	1,250	0%
245	State Technology	-	-	157,747	28,601	-	-	-	-	186,348	562,000	33%
246	Safe & Drug Free Schools	-	-	-	-	-	-	-	-	-	55,300	0%
248	Misc. Grants	-	-	1,705	-	-	-	-	-	1,705	10,000	17%
249	SRO Grant	-	-	-	-	-	-	-	-	-	60,000	100%
251	Federal Title I	-	-	-	-	-	-	-	-	-	681,351	0%
257	Federal Special Education (Title VI-B, IDEA)	-	7,383	-	-	-	-	-	-	7,383	917,299	1%
258	Federal Special Education (IDEA Preschool)	-	-	-	-	-	-	-	-	-	25,600	0%
260	Medicaid	-	-	-	-	-	-	-	-	-	565,000	0%
261	Federal Title IV (Student Support)	-	-	-	-	-	-	-	-	-	-	#DIV/0!
263	Federal CTE (Carl Perkins)	-	-	-	-	-	-	-	-	-	55,326	0%
265	Special Education Mini-Grants - Federal	-	-	-	-	-	-	-	-	-	-	100%
271	Federal Title II	-	-	16,594	-	-	-	-	-	16,594	120,323	14%
290	Child Nutrition	-	-	31,710	2,215	-	536	-	-	34,461	1,539,700	2%
310	Debt Service	-	-	-	-	-	-	-	-	-	-	0%
420	Plant Facility Fund	-	-	28,613	-	87,122	-	-	-	115,735	550,000	21%
421	Board Facility Projects	-	-	-	-	-	-	-	-	-	188,167	0%
422	Land Reserve	-	-	-	-	-	-	-	-	-	-	0%
424	Bus Depreciation Fund	-	-	-	-	-	-	-	-	-	156,000	0%
436	School District Modernization Fund	-	-	-	-	4,710,637	-	-	-	4,710,637	15,000,000	0%
	Total Expenditures	874,551	667,794	808,252	148,220	4,903,687	424,665	0	200,000	8,027,170	68,962,701	12%

Lakeland Joint School District #272 - 2026-2027 - Period Ended August 31, 2026

Fund Number: **220**
Fund Name: **Federal Forest Fund**

	Adopted Budget	Working Budget	August Revenue		FY27 YTD	% Remaining
Beginning Equity:						
FUND BALANCE *estimated	84,641	84,641	-	-	*81,641*	
Revenues:						
LOCAL TAX REVENUE	-	-	-	-	-	
Total Revenues	0	0	0		0	
Total Revenues and Fund Balance	84,641	84,641			81,641	

Expense Function	Expense Type	Adopted Budget	Working Budget	August Expenses	Encumbrances	FY27 YTD	% Remaining
Expenditures:							
BUILDING MAINTENANCE - EQUIP & CAPITAL	Purchased Services	-	-	-	-	-	0%
	Supplies and Materials	5,000	5,000	-	-	-	100%
OTHER SUPPORT & SERVICE PROGRAM	Purchased Services	8,000	8,000	3,000	3,000	3,000	63%
Total Expenditures		**13,000**	**13,000**	**3,000**	**3,000**	**3,000**	
Revenues Less Expenditures		**-13,000**	**-13,000**	**-3,000**	**-3,000**	**-3,000**	
Ending Fund Balance *Estimated		**71,641**	**71,641**			**$ 78,641**	

Lakeland Joint School District #272 - 2026-2027 - Period Ended August 31, 2026

Fund Number: **231**
Fund Name: **Facility Funds - Local Sources**

	Adopted Budget	Working Budget	August Revenue		FY27 YTD	% Remaining
Beginning Equity:						
FUND BALANCE *estimated	1,146,272	1,146,272	-	-	*180,019*	
FUND BALANCE THS FIELDHOUSE					*841,839*	
FUND BALANCE LHS FIELDHOUSE					*208,187*	
Revenues:						
OTHER LOCAL REVENUE	60,000	60,000	843	-	1,001	
OTHER LOCAL REVENUE - THS FIELDHOUSE	-	-	2,833	-	2,833	
OTHER LOCAL REVENUE - LHS FIELDHOUSE	-	-	677	-	677	
Total Revenues	60,000	60,000	4,353	0	4,510	
Total Revenues and Fund Balance	1,206,272	1,206,272			1,234,554	

Expense Function	Expense Type	Adopted Budget	Working Budget	August Expenses	Encumbrances	FY27 YTD	% Remaining
Expenditures:							
ELEMENTARY PROGRAM	Supplies and Materials	-	-	-	560	-	0%
SECONDARY PROGRAM	Equipment/Capital Expenditures	-	-	-	-	-	0%
ADMIN TECH SERVICES	Purchased Services	-	-	-	-	-	-100%
	Supplies and Materials	-	-	8	242	8	-100%
BUILDING MAINTENANCE - CUSTODIAL	Salaries	-	-	-	-	-	-100%
	Benefits	-	-	-	-	-	-100%
BUILDING MAINTENANCE - EQUIP & CAPITAL	Purchased Services	-	-	-	-	-	0%
	Supplies and Materials	-	-	-	-	-	-100%
CAPITAL ASSETS	Equipment/Capital Expenditures	950,000	950,000	8,583	677,141	105,929	89%
Total Expenditures		**950,000**	**950,000**	**8,591**	**677,383**	**105,937**	
Revenues Less Expenditures		**-890,000**	**-890,000**	**-4,238**	**-677,383**	**-101,426**	
Ending Fund Balance *Estimated		**256,272**	**256,272**			**$1,128,618**	

*THS Fieldhouse Expenses are reported under Capital Assets

Lakeland Joint School District #272 - 2026-2027 - Period Ended August 31, 2026

Fund Number: **232**
Fund Name: **BASE**

	Adopted Budget	Working Budget	August Revenue		FY27 YTD	% Remaining
Beginning Equity:						
FUND BALANCE *estimated	111,000	111,000	-	-	*128,269*	
Revenues:						
OTHER LOCAL REVENUE	190,000	190,000	(49)	-	(49)	100%
Total Revenues	190,000	190,000	-49		-49	
Total Revenues and Fund Balance	301,000	301,000			128,220	

Expense Function	Expense Type	Adopted Budget	Working Budget	August Expenses	Encumbrances	FY27 YTD	% Remaining
Expenditures:							
OTHER SUPPORT & SERVICE PROGRAM	Salaries	167,332	167,332	-	-	-	100%
	Benefits	66,901	66,901	1,467	-	-	100%
	Purchased Services	3,000	3,000	-	4,266	155	95%
	Supplies and Materials	3,600	3,600	-	-	-	100%
Total Expenditures		**240,833**	**240,833**	**1,467**	**4,266**	**155**	
Revenues Less Expenditures		**-50,833**	**-50,833**	**-1,516**	**-4,266**	**-205**	
Ending Fund Balance *Estimated		**60,167**	**60,167**			**$128,065**	

Lakeland Joint School District #272 - 2026-2027 - Period Ended August 31, 2026

Fund Number: **243**
Fund Name: **CTE - State**

	Adopted Budget	Working Budget	August Revenue		FY27 YTD	% Remaining
Beginning Equity:						
FUND BALANCE *estimated	-	-	-	-	-	
Revenues:						
PROF TECH PROGRAM REVENUE	151,729	151,729	-	-	-	
Total Revenues	151,729	151,729	0		0	
Total Revenues and Fund Balance	151,729	151,729			0	

Expense Function	Expense Type	Adopted Budget	Working Budget	August Expenses	Encumbrances	FY27 YTD	% Remaining
Expenditures:							
SECONDARY PROGRAM	Purchased Services	-	-	355	1,760	606	-100%
	Supplies and Materials	140,747	140,747	-	2,925	-	100%
	Equipment/Capital Expenditures	-	-	-	-	-	0%
ALTERNATIVE SCHOOL PROGRAM	Purchased Services	-	-	-	-	-	0%
	Supplies and Materials	10,982	10,982	-	1,000	197	98%
Total Expenditures		**151,729**	**151,729**	**355**	**5,685**	**803**	
Revenues Less Expenditures		**0**	**0**	**-355**	**-5,685**	**-803**	
Ending Fund Balance *Estimated		**0**	**0**			**$ (803)**	

Lakeland Joint School District #272 - 2026-2027 - Period Ended August 31, 2026

Fund Number: **244**
Fund Name: **GIFTED & TALENTED**

	Adopted Budget	Working Budget	August Revenue		FY27 YTD	% Remaining
Beginning Equity:						
FUND BALANCE *estimated	4,363	4,363	-	-	*4,363*	
Revenues:						
	-	-	-	-	-	
Total Revenues	0	0	0		0	
Total Revenues and Fund Balance	4,363	4,363			4,363	

Expense Function	Expense Type	Adopted Budget	Working Budget	August Expenses	Encumbrances	FY27 YTD	% Remaining
Expenditures:							
GIFTED/TALENTED PROGRAM	Purchased Services	1,000	1,000	-	-	-	0%
	Supplies & Materials	250	250	-	-	-	0%
Total Expenditures		**1,250**	**1,250**	**0**	**0**	**0**	
Revenues Less Expenditures		**-1,250**	**-1,250**	**0**	**0**	**0**	
Ending Fund Balance *Estimated		**3,113**	**3,113**			**$ 4,363**	

Lakeland Joint School District #272 - 2026-2027 - Period Ended August 31, 2026

Fund Number: **245**
Fund Name: **State Technology**

	Adopted Budget	Working Budget	August Revenue		FY27 YTD	% Remaining
Beginning Equity:						
FUND BALANCE *estimated	112,000	112,000	-	-	*246,372*	
Revenues:						
OTHER STATE SUPPORT	450,000	450,000	-	-	-	
REVENUE FROM FEDERAL SOURCES	-	-	-	-	-	
Total Revenues	450,000	450,000	0	0	0	
Total Revenues and Fund Balance	562,000	562,000			246,372	

Expense Function	Expense Type	Adopted Budget	Working Budget	August Expenses	Encumbrances	FY27 YTD	% Remaining
Expenditures:							
INSTRUCTIONAL RELATED TECH	Purchased Services	30,000	30,000	16,282	30,019	26,343	12%
	Supplies and Materials	532,000	532,000	309	204,283	28,601	95%
ADMIN TECH SERVICES	Purchased Services	-	-	23,202	-	131,404	-100%
Total Expenditures		**562,000**	**562,000**	**39,793**	**234,302**	**186,348**	
Revenues Less Expenditures		**-112,000**	**-112,000**	**-39,793**	**-234,302**	**-186,348**	
Ending Fund Balance *Estimated		**0**	**0**			**$ 60,024**	

*We have received 80% of the State Technology Funding for the year

Lakeland Joint School District #272 - 2026-2027 - Period Ended August 31, 2026

Fund Number: **246**
Fund Name: **Safe & Drug Free Schools**

	Adopted Budget	Working Budget	August Revenue		FY27 YTD	% Remaining
Beginning Equity:						
FUND BALANCE *estimated	-	-	-	-	-	
Revenues:						
OTHER STATE SUPPORT	55,300	55,300	-	-	-	
Total Revenues	55,300	55,300	0		0	
Total Revenues and Fund Balance	55,300	55,300			0	

Expense Function	Expense Type	Adopted Budget	Working Budget	August Expenses	Encumbrances	FY27 YTD	% Remaining
Expenditures:							
SECURITY/SAFETY	Purchased Services	55,300	55,300	-	-	-	100%
Total Expenditures		**55,300**	**55,300**	**0**	**0**	**0**	
Revenues Less Expenditures		**0**	**0**	**0**	**0**	**0**	
Ending Fund Balance *Estimated		**0**	**0**			**$ -**	

*The Rathdrum PD SRO contract is charged to this fund
**We have received 50% of the Safe & Drug Free Schools funding for the year

Lakeland Joint School District #272 - 2026-2027 - Period Ended August 31, 2026

Fund Number: **248**
Fund Name: **Misc. Grants**

	Adopted Budget	Working Budget	August Revenue		FY27 YTD	% Remaining
Beginning Equity:						
FUND BALANCE *estimated	31,174	31,174	-	-	*28,988*	
Revenues:						
OTHER LOCAL REVENUE	-	-	-	-	-	
OTHER STATE SUPPORT	-	-	-	-	-	
Total Revenues	0	0	0		0	
Total Revenues and Fund Balance	31,174	31,174			28,988	

Expense Function	Expense Type	Adopted Budget	Working Budget	August Expenses	Encumbrances	FY27 YTD	% Remaining
Expenditures:							
ELEMENTARY PROGRAM	Purchased Services	-	-	-	2,333	1,155	0%
	Supplies and Materials	7,000	7,000	-	-	-	100%
SECONDARY PROGRAM	Purchased Services	-	-	60	-	60	-100%
	Supplies and Materials	3,000	3,000	-	61	-	100%
ALTERNATIVE SCHOOL PROGRAM	Supplies and Materials	-	-	-	-	-	0%
INSTRUCTIONAL IMPROVEMENT	Purchased Services	-	-	-	-	-	0%
DISTRICT ADMINISTRATION PROGRAM	Purchased Services	-	-	-	-	490	0%
	Supplies and Materials	-	-	-	-	-	-100%
Total Expenditures		**10,000**	**10,000**	**60**	**2,394**	**1,705**	
Revenues Less Expenditures		**-10,000**	**-10,000**	**-60**	**-2,394**	**-1,705**	
Ending Fund Balance *Estimated		**21,174**	**21,174**			**$ 27,283**	

Lakeland Joint School District #272 - 2026-2027 - Period Ended August 31, 2026

Fund Number: **249**
Fund Name: **SRO Grant**

	Adopted Budget	Working Budget	August Revenue		FY27 YTD	% Remaining
Beginning Equity:						
FUND BALANCE *estimated	67,946	67,946	-	-	*51,864*	
Revenues:						
OTHER STATE SUPPORT	81,720	81,720	-	-	-	
Total Revenues	81,720	81,720	0		0	
Total Revenues and Fund Balance	149,666	149,666			51,864	

Expense Function	Expense Type	Adopted Budget	Working Budget	August Expenses	Encumbrances	FY27 YTD	% Remaining
Expenditures:							
SECURITY/SAFETY PROGRAM	Purchased Services	60,000	60,000	-	-	-	
Total Expenditures		**60,000**	**60,000**	**0**	**0**	**0**	
Revenues Less Expenditures		**21,720**	**21,720**	**0**	**0**	**0**	
Ending Fund Balance *Estimated		**89,666**	**89,666**			**$ 51,864**	

**The SRO Grant is a pre-funded award, so the expenses will lag behind the revenue until the end of the year.

Lakeland Joint School District #272 - 2026-2027 - Period Ended August 31, 2026

Fund Number: **251**
Fund Name: **Federal Title I**

	Adopted Budget	Working Budget	August Revenue		FY27 YTD	% Remaining
Beginning Equity:						
FUND BALANCE *estimated	-	-	-	-	-	
Revenues:						
FEDERAL REVENUE	698,736	698,736	-	-	-	
Total Revenues	698,736	698,736	0		0	
Total Revenues and Fund Balance	698,736	698,736			0	

Expense Function	Expense Type	Adopted Budget	Working Budget	August Expenses	Encumbrances	FY27 YTD	% Remaining
Expenditures:							
ELEMENTARY PROGRAM	Salaries	463,933	463,933	-	-	-	100%
	Benefits	200,168	200,168	-	-	-	100%
	Purchased Services	6,250	6,250	-	-	-	0%
	Supplies and Materials	11,000	11,000	-	595	-	-100%
ALTERNATIVE PROGRAM	Supplies and Materials	-	-	-	-	-	-100%
Total Expenditures		**681,351**	**681,351**	**0**	**595**	**0**	
Revenues Less Expenditures		**17,385**	**17,385**	**0**	**-595**	**0**	
Ending Fund Balance *Estimated		**17,385**	**17,385**			**$ -**	

Lakeland Joint School District #272 - 2026-2027 - Period Ended August 31, 2026

Fund Number: **257**
Fund Name: **Federal Special Education (Title VI-B, IDEA)**

	Adopted Budget	Working Budget	August Revenue		FY27 YTD	% Remaining
Beginning Equity:						
FUND BALANCE *estimated	-	-	-	-	-	
Revenues:						
FEDERAL REVENUE	917,299	917,299	-	-	-	
Total Revenues	917,299	917,299	0		0	
Total Revenues and Fund Balance	917,299	917,299			0	

Expense Function	Expense Type	Adopted Budget	Working Budget	August Expenses	Encumbrances	FY27 YTD	% Remaining
Expenditures:							
SPECIAL EDUCATION PROGRAM	Salaries	678,841	678,841	(3,175)	-	-	100%
	Benefits	238,458	238,458	6,281	-	7,383	97%
	Purchased Services	-	-	-	-	-	-100%
	Supplies and Materials	-	-	-	-	-	-100%
Total Expenditures		**917,299**	**917,299**	**3,107**	**0**	**7,383**	
Revenues Less Expenditures		**0**	**0**	**-3,107**	**0**	**-7,383**	
Ending Fund Balance *Estimated		**0**	**0**			**$ (7,383)**	

*Overages will be transferred to the General Fund

Lakeland Joint School District #272 - 2026-2027 - Period Ended August 31, 2026

Fund Number: **258**
Fund Name: **Federal Special Education (IDEA Preschool)**

	Adopted Budget	Working Budget	August Revenue		FY27 YTD	% Remaining
Beginning Equity:						
FUND BALANCE *estimated	-	-	-	-	-	
Revenues:						
FEDERAL REVENUE	25,600	25,600	-	-	-	
Total Revenues	25,600	25,600	0		0	
Total Revenues and Fund Balance	25,600	25,600			0	

Expense Function	Expense Type	Adopted Budget	Working Budget	August Expenses	Encumbrances	FY27 YTD	% Remaining
Expenditures:							
SPECIAL EDUCATION PRESCHOOL	Salaries	18,477	18,477	-	-	-	100%
	Benefits	7,123	7,123	-	-	-	100%
Total Expenditures		**25,600**	**25,600**	**0**	**0**	**0**	
Revenues Less Expenditures		**0**	**0**	**0**	**0**	**0**	
Ending Fund Balance *Estimated		**0**	**0**			**$ -**	

*Any overage in this account will be transferred to the general fund preschool program.

Lakeland Joint School District #272 - 2026-2027 - Period Ended August 31, 2026

Fund Number: **260**
Fund Name: **Medicaid**

	Adopted Budget	Working Budget	August Revenue		FY27 YTD	% Remaining
Beginning Equity:						
FUND BALANCE *estimated	-	-	-	-	*3,308*	
Revenues:						
EARNINGS ON INVESTMENTS	-	-	-	-	-	
FEDERAL REVENUE	475,000	475,000	207	-	207	
TRANSFERS INTERFUND	90,000	90,000	-	-	-	
Total Revenues	565,000	565,000	207		207	
Total Revenues and Fund Balance	565,000	565,000			3,515	

Expense Function	Expense Type	Adopted Budget	Working Budget	August Expenses	Encumbrances	FY27 YTD	% Remaining
Expenditures:							
SPECIAL EDUCATION PROGRAM	Salaries	255,315	255,315	-	-	-	100%
	Benefits	89,685	89,685	-	-	-	100%
	Purchased Services	220,000	220,000	-	-	-	-100%
Total Expenditures		**565,000**	**565,000**	**0**	**0**	**0**	
Revenues Less Expenditures		**0**	**0**	**207**	**0**	**207**	
Ending Fund Balance *Estimated		**0**	**0**			**$ 3,515**	

Lakeland Joint School District #272 - 2026-2027 - Period Ended August 31, 2026

Fund Number: **261**
Fund Name: **Federal Title IV (Student Support)**

	Adopted Budget	Working Budget	August Revenue		FY27 YTD	% Remaining
Beginning Equity:						
FUND BALANCE *estimated	-	-	-	-	-	
Revenues:						
FEDERAL REVENUE	-	-	-	-	-	
Total Revenues	0	0	0		0	
Total Revenues and Fund Balance	0	0			0	

Expense Function	Expense Type	Adopted Budget	Working Budget	August Expenses	Encumbrances	FY27 YTD	% Remaining
Expenditures:							
GUIDANCE/HEALTH	Salaries	-	-	-	-	-	0%
	Benefits	-	-	-	-	-	0%
Total Expenditures		**0**	**0**	**0**	**0**	**0**	
Revenues Less Expenditures		**0**	**0**	**0**	**0**	**0**	
Ending Fund Balance *Estimated		**0**	**0**			**$ -**	

*Title IV Funds were transferred to Title I for FY2027

Lakeland Joint School District #272 - 2026-2027 - Period Ended August 31, 2026

Fund Number: **263**
Fund Name: **Federal CTE (Carl Perkins)**

	Adopted Budget	Working Budget	August Revenue		FY27 YTD	% Remaining
Beginning Equity:						
FUND BALANCE *estimated	-	-	-	-	-	
Revenues:						
FEDERAL REVENUE	55,326	55,326	-	-	-	
Total Revenues	55,326	55,326	0		0	
Total Revenues and Fund Balance	55,326	55,326			0	

Expense Function	Expense Type	Adopted Budget	Working Budget	August Expenses	Encumbrances	FY27 YTD	% Remaining
Expenditures:							
SECONDARY PROGRAM	Salaries	38,278	38,278	-	-	-	100%
	Benefits	17,048	17,048	-	-	-	100%
	Purchased Services	-	-	-	-	-	0%
	Supplies and Materials	-	-	-	-	-	
GUIDANCE & HEALTH PROGRAM	Salaries	-	-	-	-	-	0%
	Benefits	-	-	-	-	-	0%
Total Expenditures		**55,326**	**55,326**	**0**	**0**	**0**	
Revenues Less Expenditures		**0**	**0**	**0**	**0**	**0**	
Ending Fund Balance *Estimated		**0**	**0**			**$ -**	

*Overages will be transferred to the General Fund

Lakeland Joint School District #272 - 2026-2027 - Period Ended August 31, 2026

Fund Number: **265**
Fund Name: **Special Education Mini-Grants - Federal**

	Adopted Budget	Working Budget	August Revenue		FY27 YTD	% Remaining
Beginning Equity:						
FUND BALANCE *estimated	-	-	-	-	-	
Revenues:						
FEDERAL REVENUE	-	-	-	-	-	
Total Revenues	0	0	0		0	
Total Revenues and Fund Balance	0	0			0	

Expense Function	Expense Type	Adopted Budget	Working Budget	August Expenses	Encumbrances	FY27 YTD	% Remaining
Expenditures:							
SPECIAL EDUCATION PROGRAM	Purchased Services	-	-	-	-	-	0%
	Supplies and Materials	-	-	-	5,995	-	0%
Total Expenditures		**0**	**0**	**0**	**5,995**	**0**	
Revenues Less Expenditures		**0**	**0**	**0**	**-5,995**	**0**	
Ending Fund Balance *Estimated		**0**	**0**			**$ -**	

Lakeland Joint School District #272 - 2026-2027 - Period Ended August 31, 2026

Fund Number: **271**
Fund Name: **Federal Title II**

	Adopted Budget	Working Budget	August Revenue		FY27 YTD	% Remaining
Beginning Equity:						
FUND BALANCE *estimated	-	-	-	-	-	
Revenues:						
FEDERAL REVENUE	120,323	120,323	-	-	-	
Total Revenues	120,323	120,323	0		0	
Total Revenues and Fund Balance	120,323	120,323			0	

Expense Function	Expense Type	Adopted Budget	Working Budget	August Expenses	Encumbrances	FY27 YTD	% Remaining
Expenditures:							
ELEMENTARY PROGRAM	Salaries	91,078	91,078	-	-	-	100%
	Benefits	29,001	29,001	-	-	-	100%
	Purchased Services	-	-	-	-	-	0%
	Supplies & Materials	244	244	-	-	-	0%
INSTRUCTIONAL IMPROVEMENT	Salaries	-	-	-	-	-	0%
	Benefits	-	-	-	-	-	-100%
	Purchased Services	-	-	-	-	16,594	-100%
	Supplies & Materials	-	-	-	-	-	0%
Total Expenditures		**120,323**	**120,323**	**0**	**0**	**16,594**	
Revenues Less Expenditures		**0**	**0**	**0**	**0**	**-16,594**	
Ending Fund Balance *Estimated		**0**	**0**			**$(16,594)**	

*Overages will be transferred to the General Fund

Lakeland Joint School District #272 - 2026-2027 - Period Ended August 31, 2026

Fund Number: **290**
Fund Name: **Child Nutrition**

	Adopted Budget	Working Budget	August Revenue		FY27 YTD	% Remaining
Beginning Equity:						
FUND BALANCE *estimated	343,000	343,000	-	-	*330,722*	
Revenues:						
OTHER LOCAL REVENUE	600,000	600,000	15	-	15	100%
OTHER STATE SUPPORT	-	-	-	-	-	0%
FEDERAL REVENUE	735,000	735,000	-	-	-	100%
Total Revenues	1,335,000	1,335,000	15	0	15	
Total Revenues and Fund Balance	1,678,000	1,678,000			330,737	

Expense Function	Expense Type	Adopted Budget	Working Budget	August Expenses	Encumbrances	FY27 YTD	% Remaining
Expenditures:							
FOOD SERVICES	Purchased Services	848,700	848,700	1,858	13,985	31,710	96%
	Supplies and Materials	631,000	631,000	-	9,350	2,215	100%
	Equipment/Capital Expenditures	50,000	50,000	-	-	-	100%
	Insurance	10,000	10,000	-	-	536	95%
Total Expenditures		**1,539,700**	**1,539,700**	**1,858**	**23,335**	**34,461**	
Revenues Less Expenditures		**-204,700**	**-204,700**	**-1,843**	**-23,335**	**-34,446**	
Ending Fund Balance *Estimated		**138,300**	**138,300**			**$296,276**	

Lakeland Joint School District #272 - 2026-2027 - Period Ended August 31, 2026

Fund Number: **310**
Fund Name: **Debt Service**

	Adopted Budget	Working Budget	August Revenue		FY27 YTD	% Remaining
Beginning Equity:						
FUND BALANCE *estimated	-	-	-	-	-	
Revenues:						
SCHOOL BOND & INTEREST LEVY	-	-	47	-	47	
INTEREST REVENUE	-	-	-	-	-	
OTHER STATE SUPPORT	-	-	-	-	-	
Total Revenues	0	0	47	0	47	
Total Revenues and Fund Balance	0	0			47	

Expense Function	Expense Type	Adopted Budget	Working Budget	August Expenses	Encumbrances	FY27 YTD	% Remaining
Expenditures:							
DEBT SERVICE PROGRAM - OTHER DBT SVC	Other Debt Service	-	-	-	-	-	
DEBT SERVICE PROGRAM - PRINCIPLE	Principle Payment	-	-	-	-	-	
DEBT SERVICE PROGRAM - INTEREST	Interest Payment	-	-	-	-	-	
TRANSFER OUT	Interfund Transfer	-	-	-	-	-	
Total Expenditures		**0**	**0**	**0**	**0**	**0**	
Revenues Less Expenditures		**0**	**0**	**47**	**0**	**47**	
Ending Fund Balance *Estimated		**0**	**0**			**$ 47**	

*The Bond was paid off early in August 2024. We will still receive some revenue in this account as the county collects unpaid property taxes. The funds remaining in this account will be transferred to the Plant Facility Levy Fund.

Lakeland Joint School District #272 - 2026-2027 - Period Ended August 31, 2026

Fund Number: **420**
Fund Name: **Plant Facility Fund**

	Adopted Budget	Working Budget	August Revenue		FY27 YTD	% Remaining
Beginning Equity:						
FUND BALANCE *estimated	677,000	677,000	-	-	661,093	
Revenues:						
SCHOOL PLANT FACILITY LEVY	-	-	987	-	987	
TRANSFERS INTERFUND	-	-	-	-	-	
Total Revenues	0	0	987	0	987	
Total Revenues and Fund Balance	677,000	677,000			662,080	

Expense Function	Expense Type	Adopted Budget	Working Budget	August Expenses	Encumbrances	FY27 YTD	% Remaining
Expenditures:							
SECONDARY PROGRAM	Supplies and Materials	-	-	-	-	-	-100%
BUILDING MAINTENANCE - EQUIP & CAPITAL	Purchased Services	-	-	-	-	28,613	-100%
	Supplies and Materials	-	-	-	-	-	-100%
	Equipment/Capital Expenditures	-	-	-	-	-	-100%
MAINTENANCE / GROUNDS	Purchased Services	-	-	-	-	-	-100%
	Equipment/Capital Expenditures	-	-	3,440	-	3,440	-100%
CAPITAL ASSETS	Equipment/Capital Expenditures	550,000	550,000	-	7,500	83,682	85%
Total Expenditures		**550,000**	**550,000**	**3,440**	**7,500**	**115,735**	
Revenues Less Expenditures		**-550,000**	**-550,000**	**-2,453**	**-7,500**	**-114,749**	
Ending Fund Balance *Estimated		**127,000**	**127,000**			**$ 546,344**	

Lakeland Joint School District #272 - 2026-2027 - Period Ended August 31, 2026

Fund Number: **421**
Fund Name: **Board Facility Projects**

	Adopted Budget	Working Budget	August Revenue		FY27 YTD	% Remaining
Beginning Equity:						
FUND BALANCE *estimated	188,167	188,167	-	-	*180,538*	
Revenues:						
	-	-	-	-	-	
Total Revenues	0	0	0	0	0	
Total Revenues and Fund Balance	188,167	188,167			180,538	

Expense Function	Expense Type	Adopted Budget	Working Budget	August Expenses	Encumbrances	FY27 YTD	% Remaining
Expenditures:							
CAPITAL ASSETS	Equipment/Capital Expenditures	188,167	188,167	-	-	-	100%
Total Expenditures		**188,167**	**188,167**	**0**	**0**	**0**	
Revenues Less Expenditures		**-188,167**	**-188,167**	**0**	**0**	**0**	
Ending Fund Balance *Estimated		**0**	**0**			**$180,538**	

Lakeland Joint School District #272 - 2026-2027 - Period Ended August 31, 2026

Fund Number: **422**
Fund Name: **Land Reserve**

	Adopted Budget	Working Budget	August Revenue		FY27 YTD	% Remaining
Beginning Equity:						
FUND BALANCE *estimated	206,566	206,566	-	-	*206,566*	
Revenues:						
	-	-	-	-	-	
Total Revenues	0	0	0	0	0	
Total Revenues and Fund Balance	206,566	206,566			206,566	

Expense Function	Expense Type	Adopted Budget	Working Budget	August Expenses	Encumbrances	FY27 YTD	% Remaining
Expenditures:							
		-	-	-	-	-	0%
Total Expenditures		**0**	**0**	**0**	**0**	**0**	
Revenues Less Expenditures		**0**	**0**	**0**	**0**	**0**	
Ending Fund Balance *Estimated		**206,566**				**$206,566**	

Lakeland Joint School District #272 - 2026-2027 - Period Ended August 31, 2026

Fund Number: **424**
Fund Name: **Bus Depreciation Fund**

	Adopted Budget	Working Budget	August Revenue		FY27 YTD	% Remaining
Beginning Equity:						
FUND BALANCE *estimated	219,500	219,500	-	-	*190,579*	
Revenues:						
OTHER LOCAL REVENUE	-	-	-	-	-	
OTHER STATE SUPPORT	173,250	173,250	-	-	-	
INTERFUND TRANSFER	-	-	-	-	-	
Total Revenues	173,250	173,250	0	0	0	
Total Revenues and Fund Balance	392,750	392,750			190,579	

Expense Function	Expense Type	Adopted Budget	Working Budget	August Expenses	Encumbrances	FY27 YTD	% Remaining
Expenditures:							
CAPITAL ASSETS - NON-STUDENT OCCUPIED	Equipment/Capital Expenditures	156,000	156,000	-	-	-	100%
Total Expenditures		**156,000**	**156,000**	**0**	**0**	**0**	
Revenues Less Expenditures		**17,250**	**17,250**	**0**	**0**	**0**	
Ending Fund Balance *Estimated		**236,750**	**236,750**			**$190,579**	

*The Bus Depreciation Transfer will be completed in June 2025

Lakeland Joint School District #272 - 2026-2027 - Period Ended August 31, 2026

Fund Number: **436**
Fund Name: **School District Modernization Fund**

	Adopted Budget	Working Budget	August Revenue		FY27 YTD	% Remaining
Beginning Equity:						
FUND BALANCE *estimated	19,468,758	19,468,758	-	-	*15,193,195*	
FUND BALANCE - INTEREST	-	-	-	-	*573,186*	
Revenues:						
INTEREST REVENUE	200,000	200,000	56,988	-	56,988	
OTHER STATE SUPPORT	-	-	-	-	-	
Total Revenues	0	0	0	0	56,988	
Total Revenues and Fund Balance	19,468,758	19,468,758			15,823,368	

Expense Function	Expense Type	Adopted Budget	Working Budget	August Expenses	Encumbrances	FY27 YTD	% Remaining
Expenditures:							
CAPITAL ASSETS	Equipment/Capital Expenditures	15,000,000	15,000,000	4,710,637	7,482,665	4,710,637	69%
TRANSFER OUT	Interfund Transfer	-	-	-	-	-	0%
Total Expenditures		**15,000,000**	**15,000,000**	**4,710,637**	**7,482,665**	**4,710,637**	
Revenues Less Expenditures		**-15,000,000**	**-15,000,000**	**-4,710,637**	**-7,482,665**	**-4,653,649**	
Ending Fund Balance *Estimated		**4,468,758**	**4,468,758**			**$11,112,732**	

Lakeland Joint School District #272 - 2026-2027

Working Budget Explanation

Adj.	Fund	Description	Account	R/E	Amount

John Brown Elementary School - SBAA - August 31, 2026

ASSETS	Beginning Balance	Debit Amount	Credit Amount	Ending Balance
Wells Cash	7,595.59	-	-	7,595.59
Investment Cash	9,797.38	31.86	-	9,829.24
Total Asset Accounts:	17,392.97	31.86	-	17,424.83

EQUITY	Beginning Balance	Expense	Revenue	Ending Balance
General	(1,718.20)	-	(31.86)	(1,750.06)
Faculty	(558.79)	-	-	(558.79)
Student Council	(163.45)	-	-	(163.45)
Discretionary	(1,020.78)	-	-	(1,020.78)
Annual	(353.77)	-	-	(353.77)
Field Trip	(1,036.99)	-	-	(1,036.99)
Donations	(4,480.38)	-	-	(4,480.38)
Library	(932.08)	-	-	(932.08)
School Store	-	-	-	-
Vending	-	-	-	-
Clothing	(4,017.03)	-	-	(4,017.03)
Special Project	(3,111.50)	-	-	(3,111.50)
Chromebook Damage	-	-	-	-
Total Equity Accounts	(17,392.97)	-	(31.86)	(17,424.83)

Total Asset Accounts	17,392.97	-	31.86	17,424.83
Total Equity Accounts	(17,392.97)	-	(31.86)	(17,424.83)
Grand Total	-	-	-	-

UPDATED 9.10.26

Spirit Lake Elementary School - SBAA - August 31, 2026

ASSETS	Beginning Balance	Debit Amount	Credit Amount	Ending Balance
Wells Cash	23,861.21	-	-	23,861.21
Investment Cash	7,341.97	23.88	-	7,365.85
Total Asset Accounts:	31,203.18	23.88	-	31,227.06

EQUITY	Beginning Balance	Expense	Revenue	Ending Balance
General	(7,983.98)	-	(23.88)	(8,007.86)
Faculty	(2,152.70)	-	-	(2,152.70)
CEP	(250.00)	-	-	(250.00)
Field Trip	(300.00)	-	-	(300.00)
Donations	(14,884.28)	-	-	(14,884.28)
Library	(538.64)	-	-	(538.64)
Student Body	(4,749.58)	-	-	(4,749.58)
Music	(300.00)	-	-	(300.00)
Misc Fundraiser	(44.00)			
Chromebook Damage	-	-	-	-
Total Equity Accounts	(31,203.18)	-	(23.88)	(31,183.06)

Total Asset Accounts	31,203.18	-	23.88	31,227.06
Total Equity Accounts	(31,203.18)	-	(23.88)	(31,227.06)
Grand Total	-	-	-	-

UPDATED 9.10.26

Athol Elementary School - SBAA - August 31, 2026

ASSETS	Beginning Balance	Debit Amount	Credit Amount	Ending Balance
Wells Cash	1,553.62	-	-	1,553.62
Cash on Hand	-	-	-	-
Investment Cash	32,091.88	104.37	-	32,196.25
Total Asset Accounts:	33,645.50	104.37	-	33,749.87

EQUITY	Beginning Balance	Expense	Revenue	Ending Balance
General	(7,488.62)	-	(104.37)	(7,592.99)
Annual	(177.34)	-	-	(177.34)
Donations	(6,567.36)	-	-	(6,567.36)
Library	(4,616.24)	-	-	(4,616.24)
T-Shirt	(84.08)	-	-	(84.08)
Special Project	(14,711.86)	-	-	(14,711.86)
Chromebook Damage	-	-	-	-
Total Equity Accounts	(33,645.50)	-	(104.37)	(33,749.87)

Total Asset Accounts	33,645.50	-	104.37	33,749.87
Total Equity Accounts	(33,645.50)	-	(104.37)	(33,749.87)
Grand Total	-	-	-	-

UPDATED 9.10.26

Betty Kiefer Elementary School - SBAA - August 31, 2026

ASSETS	Beginning Balance	Debit Amount	Credit Amount	Ending Balance
Wells Cash	2,185.19	-	-	2,185.19
Investment Cash	29,024.43	94.39	-	29,118.82
Total Asset Accounts:	31,209.62	94.39	-	31,304.01

EQUITY	Beginning Balance	Expense	Revenue	Ending Balance
General	(4,696.46)	-	(94.39)	(4,790.85)
Discretionary	-	-	-	-
Annual	(2,146.49)	-	-	(2,146.49)
Field Trip	-	-	-	-
Donations	(17,431.29)	-	-	(17,431.29)
Library	(3,143.34)	-	-	(3,143.34)
Popcorn	(1,744.06)	-	-	(1,744.06)
T-Shirt	(2,047.98)	-	-	(2,047.98)
Music	-	-	-	-
Misc. Grants	-	-	-	-
Chromebook Damage	-	-	-	-
Total Equity Accounts	(31,209.62)	-	(94.39)	(31,304.01)

Total Asset Accounts	31,209.62	-	94.39	31,304.01
Total Equity Accounts	(31,209.62)	-	(94.39)	(31,304.01)
Grand Total	-	-	-	-

UPDATED 9.10.26

Garwood Elementary School - SBAA - August 31, 2026

ASSETS	Beginning Balance	Debit Amount	Credit Amount	Ending Balance
Wells Cash	6,444.29	-	(323.78)	6,120.51
Investment Cash	12,374.12	40.24	-	12,414.36
Total Asset Accounts:	18,818.41	40.24	(323.78)	18,534.87

EQUITY	Beginning Balance	Expense	Revenue	Ending Balance
General	(2,109.28)	-	(40.24)	(2,149.52)
Faculty	5.43	-	-	5.43
Annual	(1,149.28)	115.13	-	(1,034.15)
Book Fair	(87.05)	-	-	(87.05)
Field Trip	(345.60)	-	-	(345.60)
Donations	(1,275.73)	-	-	(1,275.73)
Library	(3,470.78)	208.65	-	(3,262.13)
Art	(310.87)	-	-	(310.87)
Vending	(37.74)	-	-	(37.74)
Misc. Fundraiser	(1,025.14)	-	-	(1,025.14)
Special Project	(1,789.08)	-	-	(1,789.08)
Drama	(153.20)	-	-	(153.20)
Chromebook Damage	(60.00)	-	-	(60.00)
Student Activities	(4,540.77)	-	-	(4,540.77)
Clothing Closet	(2,523.56)	-	-	(2,523.56)
Cross Country	54.24	-	-	54.24
Total Equity Accounts	(18,818.41)	323.78	(40.24)	(18,534.87)

Total Asset Accounts	18,818.41	(323.78)	40.24	18,534.87
Total Equity Accounts	(18,818.41)	323.78	(40.24)	(18,534.87)
Grand Total	-	-	-	-

UPDATED 9.10.26

Twin Lakes Elementary School - SBAA - August 31, 2026

ASSETS	Beginning Balance	Debit Amount	Credit Amount	Ending Balance
Wells Cash	4,595.38	5,000.00	(2,589.68)	7,005.70
Investment Cash	8,371.01	27.31	-	8,398.32
Total Asset Accounts:	12,966.39	5,027.31	(2,589.68)	15,404.02

EQUITY	Beginning Balance	Expense	Revenue	Ending Balance
General	(491.89)	86.58	(27.31)	(432.62)
Faculty	(466.16)	330.00	-	(136.16)
Team Houses	(1,453.68)	-	-	(1,453.68)
Annual	(1,685.74)	-	-	(1,685.74)
Book Fair	(2,254.86)	-	-	(2,254.86)
Donations	(3,358.92)	2,133.00	(5,000.00)	(6,225.92)
Library	(29.44)	-	-	(29.44)
T-Shirt	22.55	-	-	22.55
Student Body	(3,060.40)	40.10	-	(3,020.30)
Agenda Books	(26.05)	-	-	(26.05)
Misc. Fundraiser	-	-	-	-
DARE	18.20	-	-	
Chromebook Damage	(180.00)	-	-	(180.00)
Total Equity Accounts	(12,966.39)	2,589.68	(5,027.31)	(15,422.22)

Total Asset Accounts	12,966.39	(2,589.68)	5,027.31	15,404.02
Total Equity Accounts	(12,966.39)	2,589.68	(5,027.31)	(15,404.02)
Grand Total	-	-	-	-

UPDATED 9.10.26

Lakeland Middle School - SBAA - August 31, 2026

ASSETS	Beginning Balance	Debit Amount	Credit Amount	Ending Balance
Wells Cash	27,772.37	-	(2,651.44)	25,120.93
Cash on Hand	-	-	-	-
Investment Cash	91,732.59	298.33	-	92,030.92
Total Asset Accounts:	119,504.96	298.33	(2,651.44)	117,151.85

EQUITY	Beginning Balance	Expense	Revenue	Ending Balance
CC Service Fee	(107.38)	316.00	-	208.62
Kindness Crew	(436.40)	-	-	(436.40)
Chromebook Damage	-	-	-	-
General	(33,074.54)	1,403.19	(298.33)	(31,969.68)
Lakeland Strong	(300.00)			
Faculty	4,636.98	90.00	-	4,726.98
Student Council	(10,604.05)	-	-	(10,604.05)
Student Activities	2,120.95	409.86	-	2,530.81
Annual	(5,077.83)	-	-	(5,077.83)
Library	(216.33)	-	-	(216.33)
Music	(1,194.79)	-	-	(1,194.79)
Honor Society	(1,073.66)	-	-	(1,073.66)
Concessions	(10,047.60)	-	-	(10,047.60)
School Store	318.45	-	-	318.45
Clothing Closet	(6,517.12)	-	-	(6,517.12)
Athletic Activities	(57,931.64)	-	-	(57,931.64)
7th Grade Basketball	-	-	-	-
8th Grade Basketball	-	-	-	-
Cross Country	-	-	-	-
Track	-	-	-	-
Volleyball	-	-	-	-
Wrestling	-	-	-	-
Sponsors	-	-	-	-
Cheerleading	-	-	-	-

ASB/MISC	-	432.39	-	432.39
Gates	-	-	-	-
Officials/Wkrs	-	-	-	-
Total Equity Accounts	(119,504.96)	2,651.44	(298.33)	(116,851.85)
Total Asset Accounts	119,504.96	(2,651.44)	298.33	117,151.85
Total Equity Accounts	(119,504.96)	2,651.44	(298.33)	(117,151.85)
Grand Total	-	-	-	-

UPDATED 9.10.26

Timberlake Middle School - SBAA - August 31, 2026

ASSETS	Beginning Balance	Debit Amount	Credit Amount	Ending Balance
Wells Cash	42,327.04	1,935.45	(106.72)	44,155.77
Cash on Hand	300.00	-	-	300.00
Investment Cash	22,958.04	74.66	-	23,032.70
Total Asset Accounts:	65,585.08	2,010.11	(106.72)	67,488.47

EQUITY	Beginning Balance	Expense	Revenue	Ending Balance
CC Service Fee	56.45	0.87	(65.45)	(8.13)
Theatre/Theatre Club	(100.00)	-	-	(100.00)
Altruism	(863.92)	-	-	(863.92)
Amistad	(342.40)	-	-	(342.40)
Isibindi	(753.22)	-	-	(753.22)
Reveur	(1,065.15)	-	-	(1,065.15)
Chromebook Damage	(24.00)	-	-	(24.00)
General	(8,905.88)	-	(74.66)	(8,980.54)
Faculty	(125.13)	-	-	(125.13)
Student Council	(6,544.54)	-	-	(6,544.54)
Annual	(8,352.05)	62.83	(1,110.00)	(9,399.22)
ASB Cards	(14,069.26)	43.02	(760.00)	(14,786.24)
Library	(291.73)	-	-	(291.73)
Textbook Deposits	(1,291.75)	-	-	(1,291.75)
Textbook Fines	(25.00)	-	-	(25.00)
Art & Pottery	(5.00)	-	-	(5.00)
FCS	(27.12)	-	-	(27.12)
Industrial Tech	(587.58)	-	-	(587.58)
Music	(1,209.84)	-	-	(1,209.84)
Student Recognition	50.00	-	-	50.00
Concessions	(2,609.78)	-	-	(2,609.78)
School Store	(622.43)	-	-	(622.43)
Athletic Activities	(10,404.04)	-	-	(10,404.04)
7th Grade Basketball	-	-	-	-

8th Grade Basketball	-	-	-	-
Cross Country	-	-	-	-
Track	(500.00)	-	-	(500.00)
Volleyball	-	-	-	-
Wrestling	-	-	-	-
Cheerleading	-	-	-	-
Gates	(6,971.71)	-	-	(6,971.71)
Total Equity Accounts	(65,585.08)	106.72	(2,010.11)	(67,488.47)
Total Asset Accounts	65,585.08	(106.72)	2,010.11	67,488.47
Total Equity Accounts	(65,585.08)	106.72	(2,010.11)	(67,488.47)
Grand Total	-	-	-	-

UPDATED 9.10.26

Lakeland High School - SBAA - August 31, 2026

ASSETS	Beginning Balance	Debit Amount	Credit Amount	Ending Balance
Wells Cash	69,907.17	141,806.79	(67,437.20)	144,276.76
Cash on Hand	3,500.00	-	-	3,500.00
Investment Cash	344,056.12	1,118.91	-	345,175.03
Total Asset Accounts:	417,463.29	142,925.70	(67,437.20)	492,951.79

EQUITY	Beginning Balance	Expense	Revenue	Ending Balance
AG Natural Resources	(1,906.24)	-	(60.00)	(1,966.24)
CC Service Fee	1,445.46	3,272.29	(1,694.23)	3,023.52
Game Club	(25.30)	-	-	(25.30)
Legacy/Legacy	(32,317.62)	-	-	(32,317.62)
Chromebook Damage	(1,580.00)	-	(10,366.00)	(11,946.00)
General	(25,184.09)	2,419.32	(5,216.01)	(27,980.78)
Lakeland Strong	(16,621.29)	-	-	(16,621.29)
Faculty	(2,151.64)	-	(27.04)	(2,178.68)
Student Council	(4,716.14)	1,187.17	-	(3,528.97)
Annual	3,373.98	909.34	(16,505.00)	(12,221.68)
Freshman Class	-	-	-	-
Sophomore Class	(367.27)	-	-	(367.27)
Junior Class	(156.02)	-	-	(156.02)
Senior Class	(4,601.69)	-	-	(4,601.69)
Library	(18,597.33)	-	(115.00)	(18,712.33)
Textbook Deposits	(3,164.04)	-	-	(3,164.04)
Textbook Fines	(105.35)	-	(17.00)	(122.35)
BPA	(7,365.80)	-	-	(7,365.80)
Touch of Gold	(563.57)	-	-	(563.57)
Newspaper	(598.87)	-	-	(598.87)
Art & Pottery	516.06	-	-	516.06
FCCLA	(400.56)	-	-	(400.56)
YEA	(9,221.68)	-	(5,543.00)	(14,764.68)
Shop Club	(11,820.05)	226.96	-	(11,593.09)

Hello Hawks	(5,163.21)	-	-	(5,163.21)
Music	(1,311.71)	165.68	-	(1,146.03)
Drama	(10,041.57)	-	-	(10,041.57)
Dist 1 Drama	-	-	-	-
Renaissance	(1,432.96)	-	-	(1,432.96)
Chess	(20.00)	-	-	(20.00)
Honor Society	(898.17)	-	-	(898.17)
IDFY	(853.57)	-	-	(853.57)
Parking	(2,711.02)	283.34	(1,950.00)	(4,377.68)
Locker Fines	(86.27)	-	-	(86.27)
HOSA	(65.43)	-	-	(65.43)
Service LRN	(717.95)	-	-	(717.95)
Parker Toyota	(2,715.00)	-	(16,607.00)	(19,322.00)
Science	(755.14)	-	-	(755.14)
Robotics	(598.27)	-	-	(598.27)
Go On Challenge	(49,331.38)	-	-	(49,331.38)
The Social Bean	(420.79)	-	-	(420.79)
Key Club	(1,032.06)	-	-	(1,032.06)
Athletic Activities	(109,485.41)	31,369.52	(34,820.29)	(112,936.18)
Football	-	1,687.15	-	1,687.15
L Football	(20,051.01)	1,707.17	(3,000.00)	(21,343.84)
Baseball	-	-	-	-
L Baseball	(8,852.06)	-	-	(8,852.06)
Softball	-	-	-	-
L Softball	(1,678.99)	-	-	(1,678.99)
Boys Basketball	-	-	-	-
L Boys Basketball	(1,631.67)	-	-	(1,631.67)
Girls Basketball	-	-	-	-
L Girls Basketball	(7,062.24)	-	-	(7,062.24)
Boys Soccer	-	-	-	-
L Boys Soccer	(4,299.15)	-	(350.00)	(4,649.15)
Girls Soccer	-	-	-	-
L Girls Soccer	(1,386.00)	-	-	(1,386.00)
Cross Country	-	150.00	-	150.00
L Cross Country	(11,283.43)	593.91	(2,750.00)	(13,439.52)
Track	-	-	-	-

L Track	(6,569.46)	-	-	(6,569.46)
Volleyball	-	775.00	-	775.00
L Volleyball	(12,923.37)	894.41	(4,759.40)	(16,788.36)
Wrestling	-	-	-	-
L Wrestling	(6,106.11)	-	-	(6,106.11)
L Dist Wrestling	(934.08)	-	-	(934.08)
Tennis	-	-	-	-
Golf	-	-	-	-
L Golf	(5,194.22)	581.30	-	(4,612.92)
L Golf Tournament	-	-	-	-
L Sponsors	-	385.00	(800.00)	(415.00)
Cheerleading	-	-	-	-
L Cheerleading	(109.12)	5,069.35	-	4,960.23
ASB/MISC	(2,981.13)	1,154.72	(20,400.00)	(22,226.41)
Concessions	-	4,700.95	(6,587.50)	(1,886.55)
Vending-Soft Drinks	-	-	(1,213.72)	(1,213.72)
L Tennis	(1,560.16)	-	-	(1,560.16)
L Dance Club	(357.58)	-	-	(357.58)
L Swim Club	(4,236.24)	288.00	-	(3,948.24)
L Dist Cheer	1,684.29	-	-	-
Dance	-	-	-	-
Swim	-	-	-	-
Gates	-	521.42	(9,211.91)	(8,690.49)
Officials/Workers	-	10,000.00	-	10,000.00
Total Equity Accounts	(419,300.69)	68,342.00	(141,993.10)	(494,636.08)

Total Asset Accounts	417,463.29	(67,437.20)	142,925.70	492,951.79
Total Equity Accounts	(419,300.69)	68,342.00	(141,993.10)	(492,951.79)
Grand Total	(1,837.40)	904.80	932.60	-

UPDATED 9.10.26

Timberlake High School - SBAA - August 31, 2026

ASSETS	Beginning Balance	Debit Amount	Credit Amount	Ending Balance
Wells Cash	95,722.11	-	(26,491.34)	69,230.77
Cash on Hand	-	2,000.00	-	2,000.00
Investment Cash	203,785.56	-	-	203,785.56
Total Asset Accounts:	299,507.67	2,000.00	(26,491.34)	275,016.33

EQUITY	Beginning Balance	Expense	Revenue	Ending Balance
CC Service Fee	535.78	1,040.80	-	1,576.58
Special Project	-500.00	0.00	-	(500.00)
Tiger Den	-6,889.15	0.00	-	(6,889.15)
Legacy	-5,691.40	0.00	-	(5,691.40)
Chromebook Damage	132.26	0.00	-	132.26
General	-16,787.83	139.87	-	(16,647.96)
Faculty	-854.42	0.00	-	(854.42)
Student Council	-3,863.14	0.00	-	(3,863.14)
Annual	-18,615.40	0.00	-	(18,615.40)
Freshman Class	0.00	0.00	-	-
Sophomore Class	-806.93	0.00	-	(806.93)
Junior Class	-1,202.32	0.00	-	(1,202.32)
Senior Class	-1,735.38	0.00	-	(1,735.38)
Library Book Fine	-779.66	0.00	-	(779.66)
Textbook Deposits	-158.44	0.00	-	(158.44)
Textbook Fines	-509.26	0.00	-	(509.26)
BPA	-150.57	0.00	-	(150.57)
Speech Arts	-1,512.84	0.00	-	(1,512.84)
Screen Printing	25.00	0.00	-	25.00
Art & Pottery	-875.65	0.00	-	(875.65)
FCCLA	-1,831.98	0.00	-	(1,831.98)
Wood Shop	-3,886.77	0.00	-	(3,886.77)

Music	-5,280.10	0.00	-	(5,280.10)
Drama	-1,454.85	0.00	-	(1,454.85)
Quiz Team	75.00	0.00	-	75.00
Student Recognition	-300.13	0.00	-	(300.13)
Honor Society	149.99	0.00	-	149.99
NISTAR	400.00	0.00	-	400.00
IDFY	-9.72	0.00	-	(9.72)
Parking	-6,346.15	176.96	-	(6,169.19)
Parker Toyota	0.00	0.00	-	-
Science	-113.20	0.00	-	(113.20)
Math	-720.56	0.00	-	(720.56)
NOT	-980.61	0.00	-	(980.61)
School Store	-957.12	0.00	-	(957.12)
Greenhouse	-472.74	0.00	-	(472.74)
Field Development	-1,545.49	0.00	-	(1,545.49)
Donations	0.00	0.00	-	-
Scholarship	-1,636.69	0.00	-	(1,636.69)
Cable Com/Tiger	0.00	0.00	-	-
College and Career	-908.13	0.00	-	(908.13)
Timberlake Coffee	-488.43	0.00	-	(488.43)
Livestock Club	-37,495.64	0.00	-	(37,495.64)
Athletic Activities	155.32	10.59	-	165.91
Football	-60,442.88	2,115.00	-	(58,327.88)
L Football	0.00	349.67	-	349.67
Baseball	-16,591.27	1,070.22	-	(15,521.05)
L Baseball	0.00	0.00	-	-
Softball	-10,009.71	0.00	-	(10,009.71)
L Softball	0.00	0.00	-	-
Boys Basketball	-6,928.81	0.00	-	(6,928.81)
L Boys Basketball	0.00	349.66	-	349.66
Girls Basketball	-50.70	349.66	-	298.96
L Girls Basketball	0.00	349.66	-	349.66
Boys Soccer	-942.60	349.66	-	(592.94)

L Boys Soccer	0.00	0.00	-	-
Girls Soccer	-174.81	0.00	-	(174.81)
L Girls Soccer	0.00	0.00	-	-
Cross Country	121.42	0.00	-	121.42
L Cross Country	135.00	0.00	-	135.00
Track	-2,834.56	2,485.91	-	(348.65)
L Track	0.00	0.00	-	-
Volleyball	-2,457.42	0.00	-	(2,457.42)
L Volleyball	650.00	888.16	-	1,538.16
Wrestling	-6,526.28	286.12	-	(6,240.16)
L Wrestling	0.00	0.00	-	-
Golf	-4,682.59	0.00	-	(4,682.59)
L Golf	0.00	0.00	-	-
L Golf Tournament	-725.47	0.00	-	(725.47)
L Sponsors	0.00	7,501.00	-	7,501.00
Cheerleading	-30,065.24	2,121.25	-	(27,943.99)
L Cheerleading	0.00	0.00	-	-
ASB/MISC	-19,101.98	0.00	-	(19,101.98)
Concessions	-1,132.07	0.00	-	(1,132.07)
Photography	-150.94	4,907.15	-	
Vending-Soft Drinks	-0.01	0.00	-	(0.01)
IML	-10,566.68	0.00	-	(10,566.68)
Gates	0.00	0.00	-	-
Officials/Workers	-700.00	0.00	-	(700.00)
Athletic Trainer	-2,442.72	0.00	-	(2,442.72)
Total Equity Accounts	(299,507.67)	24,491.34	-	(279,772.54)
Total Asset Accounts	299,507.67	(26,491.34)	2,000.00	275,016.33
Total Equity Accounts	(299,507.67)	24,491.34	-	(275,016.33)
Grand Total	-	(2,000.00)	2,000.00	-

UPDATED 9.10.26

Mountain View Alternative High School - SBAA - June 30, 2026

ASSETS	Beginning Balance	Debit Amount	Credit Amount	Ending Balance
Wells Cash	11,349.53	466.90	(541.15)	11,275.28
Investments	10,461.61	70.77	(37.15)	10,495.23
Total Asset Accounts:	21,811.14	537.67	(578.30)	21,770.51

EQUITY	Beginning Balance	Expense	Revenue	Ending Balance
Chromebook Damage	(200.00)	214.00	(14.00)	-
General	(4,799.88)	-	(33.62)	(4,833.50)
Annual	(2,660.93)	-	-	(2,660.93)
Senior Class	(16.84)	-	-	(16.84)
Moose Gear	(1,310.96)	-	-	(1,310.96)
Moose Moose Coffee	(223.65)	-	-	(223.65)
Touch of Gold	(723.12)	-	(145.75)	(868.87)
Drama	(234.83)	-	-	(234.83)
IDFY	(1,013.10)	-	-	(1,013.10)
Greenhouse	(226.71)	-	-	(226.71)
Donations	(10,401.12)	290.00	(270.00)	(10,381.12)
Total Equity Accounts	(21,811.14)	504.00	(463.37)	(21,770.51)
Total Asset Accounts	21,811.14	(578.30)	537.67	21,770.51
Total Equity Accounts	(21,811.14)	504.00	(463.37)	(21,770.51)
Grand Total	-	(74.30)	74.30	-

UPDATED 7.7.26

Mountain View Alternative School - SBAA - August 31, 2026

ASSETS	Beginning Balance	Debit Amount	Credit Amount	Ending Balance
Wells Cash	11,267.03	864.24	(34.24)	12,097.03
Investment Cash	10,528.22	34.24	-	10,562.46
Total Asset Accounts:	21,795.25	898.48	(34.24)	22,659.49

EQUITY	Beginning Balance	Expense	Revenue	Ending Balance
Chromebook Damage	-	-	(60.00)	(60.00)
General	(4,866.49)	34.24	(68.48)	(4,900.73)
Annual	(2,660.93)	-	-	(2,660.93)
Senior Class	(16.84)	-	-	(16.84)
Moose Gear	(1,310.96)	-	-	(1,310.96)
Moose Coffee	(223.65)	-	-	(223.65)
Touch of Gold	(860.62)	-	-	(860.62)
Drama	(234.83)	-	-	(234.83)
IDFY	(1,013.10)	-	-	(1,013.10)
Greenhouse	(226.71)	-		
Donations	(10,381.12)	-	(770.00)	(11,151.12)
Total Equity Accounts	(21,795.25)	34.24	(898.48)	(22,432.78)
Total Asset Accounts	21,795.25	(34.24)	898.48	22,659.49
Total Equity Accounts	(21,795.25)	34.24	(898.48)	(22,659.49)
Grand Total	-	-	-	-

UPDATED 9.10.26