Lakeland Joint School District #272 - 2025-2026 - Period Ended June 30, 2026

REVENUES	General Fund Working Budget	All Other Funds Working Budget	Total Funds Working Budget	General Fund YTD Revenue	All Other Funds YTD Revenue	Total Funds YTD Revenue
Beginning Balances	4,340,735	23,424,719	27,765,454	4,520,029	25,043,029	29,563,058
Local Revenue	4,191,695	1,136,000	5,327,695	4,730,192	2,143,253	6,873,445
County Revenue	-	-	-	-	-	-
State Revenue	40,884,101	862,279	41,746,380	42,359,168	885,804	43,244,972
Federal Revenue	120,000	3,252,908	3,372,908	144,238	3,360,560	3,504,797
Other Sources	-	-	-	-	-	-
Transfers	722,761	90,000	812,761	650,000	462,518	1,112,518
Total Revenues	50,259,292	28,765,906	79,025,198	52,403,627	31,895,163	84,298,790

EXPENDITURES	General Fund Working Budget	All Other Funds Working Budget	Total Funds Working Budget	General Fund YTD Expenses	All Other Funds YTD Expenses	Total Funds YTD Expenses
Salaries	29,877,523	2,122,725	32,000,248	30,426,013	1,743,403	32,169,415
Benefits	10,929,459	800,153	11,729,612	11,386,238	647,538	12,033,776
Purchased Services	3,174,275	994,000	4,168,275	3,473,850	1,762,807	5,236,656
Supplies & Materials	1,517,739	1,281,578	2,799,317	1,405,296	1,633,834	3,039,130
Capital Outlay	-	6,549,110	6,549,110	60,168	6,116,842	6,177,010
Debt Retirement	-	-	-	-	-	-
Insurance & Judgements	366,016	10,000	376,016	424,524	12,307	436,831
Transfers	90,000	722,762	812,762	458,686	653,832	1,112,518
Contingency Reserve	-	-	-	-	-	-
Unappropriated Balances	4,304,280	16,285,578	20,589,858	4,768,852	19,324,601	24,093,453
Total Expenditures	50,259,292	28,765,906	79,025,198	52,403,627	31,895,163	84,298,790

updated 9.11.26

Lakeland Joint School District #272 - 2025-2026 - Period Ended June 30, 2026

Fund Number: **100**
Fund Name: **General Fund**

	Adopted Budget	Working Budget	June Revenue		FY26 YTD	% Remaining
Beginning Equity:						
FUND BALANCE *estimated	4,340,735	4,340,735	-	-	*4,520,029*	
Revenues:						
PROPERTY TAX REVENUE	5,520,000	3,519,195	1,281,550	-	3,674,883	-4%
LEVY - TORT	182,500	182,500	95,557	-	166,008	9%
PENALTY AND INTEREST	-	-	8,901	-	88,422	0%
INTEREST REVENUE	335,000	335,000	77,770	-	637,056	-90%
TRANSPORTATION FEES	110,000	110,000	5,046	-	114,217	-4%
OTHER LOCAL REVENUE	45,000	45,000	33,455	-	49,606	-10%
STATE BASE SUPPORT	29,309,519	29,309,519	758,800	-	30,134,580	-3%
STATE TRANSPORTATION REIMBURSEMENT	1,751,159	1,751,159	69,282	-	2,112,483	-21%
STATE REVENUE - BENEFIT APPORTIONMENT	4,100,898	4,100,898	110,910	-	4,201,358	-2%
OTHER STATE REVENUE	3,562,156	5,611,751	276,567	-	5,807,651	-3%
REVENUE IN LIEU OF TAXES	75,774	75,774	37,071	-	39,694	48%
OTHER SCHOOL REVENUE - ONE TIME MONEY	35,000	35,000	12,100	-	63,401	-81%
REVENUE FROM FEDERAL SOURCES	120,000	120,000	72,119	-	144,238	-20%
INTEFUND TRANSFERS	315,000	722,761	-	-	650,000	10%
Total Revenues	45,462,006	45,918,557	2,839,128		47,883,598	
Total Revenues and Fund Balance	49,802,741	50,259,292			52,403,627	

Expense Function	Expense Type	Adopted Budget	Working Budget	June Expenses	Encumbrances	FY26 YTD	% Remaining
Expenditures:							
ELEMENTARY PROGRAM	Salaries	7,346,141	7,346,141	1,306,763	-	7,875,327	-7%
	Benefits	2,560,023	2,560,023	455,784	-	2,826,600	-10%
	Purchased Services	3,000	3,000	12,264	-	24,875	-729%
	Supplies and Materials	99,520	148,310	16,408	-	140,487	5%
SECONDARY PROGRAM	Salaries	8,016,237	8,016,237	1,297,723	-	7,637,486	5%
	Benefits	2,840,592	2,840,592	445,231	-	2,713,928	4%
	Purchased Services	355,000	427,761	5,053	-	521,383	-22%
	Supplies and Materials	157,283	492,283	23,180	-	443,803	10%
	Equipment/Capital Expenditures	-	-	9,500	-	-	0%
ALTERNATIVE SCHOOL PROGRAM	Salaries	616,230	616,230	103,424	-	608,359	1%
	Benefits	226,820	226,820	38,301	-	229,985	-1%
	Purchased Services	1,454	1,454	-	-	1,765	-21%
	Supplies and Materials	6,731	6,731	1,425	-	5,907	12%
SPECIAL EDUCATION PROGRAM	Salaries	2,838,512	2,838,512	437,236	-	3,205,208	-13%
	Benefits	1,380,760	1,380,760	228,980	-	1,553,915	-13%
	Purchased Services	-	-	800	-	800	0%

	Supplies and Materials	-	-	41	-	41	0%
SPECIAL EDUCATION PRESCHOOL	Salaries	92,159	92,159	18,049	-	110,431	-20%
	Benefits	29,227	29,227	9,796	-	51,626	-77%
GIFTED/TALENTED PROGRAM	Salaries	92,836	92,836	15,473	-	92,836	0%
	Benefits	30,697	30,697	4,990	-	30,654	0%
	Purchased Services	1,500	1,500	-	-	363	76%
	Supplies and Materials	3,500	3,500	-	-	5,212	-49%
INTERSCHOLASTIC ACTIVITY PROG	Salaries	1,107,998	1,107,998	71,424	-	986,243	11%
	Benefits	257,750	257,750	15,591	-	222,099	14%
	Purchased Services	486,500	486,500	78,836	-	447,104	8%
	Supplies and Materials	143,000	143,000	88,135	-	187,509	-31%
	Equipment/Capital Expenditures	-	-	(2,604)	-	23,730	-100%
SUMMER SCHOOL PROGRAM	Salaries	70,000	70,000	272	-	79,125	-13%
	Benefits	14,412	14,412	53	-	16,899	-17%
GUIDANCE & HEALTH PROGRAM	Salaries	1,696,357	1,696,357	281,189	-	1,632,866	4%
	Benefits	573,745	573,745	95,916	-	579,303	-1%
	Purchased Services	2,750	2,750	299	-	2,724	1%
	Supplies and Materials	17,000	17,000	58	-	3,386	80%
SPECIAL EDUCATION SUPPORT SERVICES	Salaries	617,373	617,373	117,650	-	627,922	-2%
	Benefits	225,265	225,265	39,677	-	225,612	0%
	Purchased Services	65,000	65,000	(131,838)	-	5,208	92%
	Supplies and Materials	3,500	3,500	-	-	643	82%
INSTRUCTIONAL IMPROVEMENT	Salaries	9,000	9,000	1,800	-	8,903	1%
	Benefits	3,142	3,142	380	-	2,042	35%
	Purchased Services	60,000	60,000	14,564	-	60,917	-2%
	Supplies and Materials	10,000	10,000	-	-	-	100%
LIBRARY-EDUCATIONAL MEDIA	Salaries	308,365	308,365	52,425	-	318,767	-3%
	Benefits	145,961	145,961	22,332	-	137,849	6%
	Purchased Services	10,000	10,000	-	-	12,027	-20%
	Supplies and Materials	5,000	5,000	954	-	3,144	37%
INSTRUCTIONAL RELATED TECH	Salaries	188,452	188,452	31,200	-	235,511	-25%
	Benefits	70,219	70,219	13,080	-	110,927	-58%
	Purchased Services	18,000	18,000	41	-	15,911	12%
	Supplies and Materials	5,000	5,000	5,094	-	6,765	-35%
BOARD OF EDUCATION	Salaries	58,656	58,656	4,726	-	61,212	-4%
	Benefits	21,347	21,347	1,729	-	21,436	0%
	Purchased Services	76,000	76,000	11,885	-	87,072	-15%
	Supplies and Materials	4,000	4,000	764	-	3,309	17%
	Insurance	43,847	43,847	-	-	50,856	-16%
DISTRICT ADMINISTRATION PROG	Salaries	702,252	702,252	27,543	-	729,698	-4%
	Benefits	233,852	233,852	2,997	-	230,999	1%
	Purchased Services	22,000	22,000	117,889	-	132,362	-502%
	Supplies and Materials	35,000	35,000	891	-	41,318	-18%
SCHOOL ADMINISTRATION PROGRAM	Salaries	2,390,837	2,390,837	207,126	-	2,496,131	-4%
	Benefits	811,765	811,765	71,508	-	894,429	-10%
	Purchased Services	-	-	-	-	360	100%
	Supplies and Materials	26,664	26,664	8,452	-	18,643	30%
BUSINESS OPERATIONS PROGRAM	Salaries	315,563	315,563	28,087	-	327,617	-4%
	Benefits	95,369	95,369	8,813	-	106,895	-12%
	Purchased Services	71,500	71,500	18,151	-	105,060	-47%
	Supplies and Materials	-	-	-	-	-	0%

ADMINISTRATIVE TECHNOLOGY PROG	Salaries	199,701	199,701	22,310	-	219,234	-10%
	Benefits	71,293	71,293	7,572	-	76,182	-7%
	Purchased Services	30,000	30,000	-	-	20,324	32%
	Supplies and Materials	500	500	-	-	627	-25%
BUILDING MAINTENANCE - CUSTODIAL	Salaries	981,367	981,367	100,832	-	863,161	12%
	Benefits	429,811	429,811	45,003	-	380,920	11%
	Purchased Services	1,204,760	1,204,760	173,975	-	1,289,589	-7%
	Supplies and Materials	100,000	100,000	5,805	-	94,521	5%
	Insurance	238,292	238,292	-	-	276,383	-16%
BUILDING MAINTENANCE - EQUIP & CAPITAL	Salaries	806,528	806,528	61,011	-	786,279	3%
	Benefits	310,000	310,000	21,761	-	290,861	6%
	Purchased Services	212,000	212,000	28,700	-	223,665	-6%
	Supplies and Materials	150,000	150,000	9,228	-	82,994	45%
	Equipment/Capital Expenditures	-	-	-	-	36,438	100%
MAINTENANCE / GROUNDS	Purchased Services	156,500	156,500	4,234	-	87,302	44%
	Supplies and Materials	-	-	1,087	-	4,392	-100%
SECURITY/SAFETY PROGRAM	Salaries	192,989	192,989	34,172	-	206,638	-7%
	Benefits	60,750	60,750	10,132	-	62,777	-3%
	Purchased Services	263,000	263,000	45,958	-	354,627	-35%
	Supplies and Materials	12,500	12,500	600	-	14,926	-19%
TRANSPORTATION-PUPIL TO SCHOOL	Salaries	1,229,970	1,229,970	174,269	-	1,316,628	-7%
	Benefits	520,400	520,400	82,470	-	620,217	-19%
	Purchased Services	60,550	60,550	9,420	-	80,413	-33%
	Supplies and Materials	353,750	353,750	44,160	-	339,455	4%
	Insurance	41,938	41,938	-	-	48,642	-16%
GENERAL TRANSPORTATION PROG	Salaries	-	-	-	-	432	0%
	Benefits	16,259	16,259	-	-	85	99%
	Purchased Services	2,000	2,000	-	-	-	100%
	Supplies and Materials	1,000	1,000	5,915	-	8,215	-721%
	Insurance	41,939	41,939	-	-	48,643	-16%
Total Expenditures		**45,408,460**	**45,865,011**	**6,626,124**	**0**	**47,176,089**	-3%
Excess (deficiency) of Revenues over (under) expenditures		**53,546**	**53,546**	**(3,786,996)**	**-**	**707,509**	
Other Financing Sources (uses)							
PROCEEDS FROM SALE OF CAPITAL ASSET		-	-	-	-	-	0%
TRANSFER IN		-	-	-	-	-	0%
TRANSFER OUT		(90,000)	(90,000)	(247,618)	-	(458,686)	-120%
Total Other Financing Sources (uses)		**(90,000)**	**(90,000)**	**(247,618)**	**-**	**(458,686)**	
Net Change in Fund Balance		**(36,454)**	**(36,454)**	**(4,034,614)**	**-**	**248,824**	

Estimated Ending Fund Balance **$ 4,768,852**

*Estimated Fund Balance - this number will fluctuate monthly as revenue is received and expenses are incurred. Please note that future expenses for payroll are not reflected in this number.
**Other State Revenue includes School Facilities Funding (Property Tax Relief) to offset the Supplemental Levy
***Payroll Accruals were completed in May 2026
****Transfers Out reflect Medicaid Expenses transferred to Fund 260

Lakeland Joint School District #272 - 2025-2026 - Period Ended June 30, 2026

Fund Number: **100**
Fund Name: **GENERAL FUND - SUMMARY CHARTS**

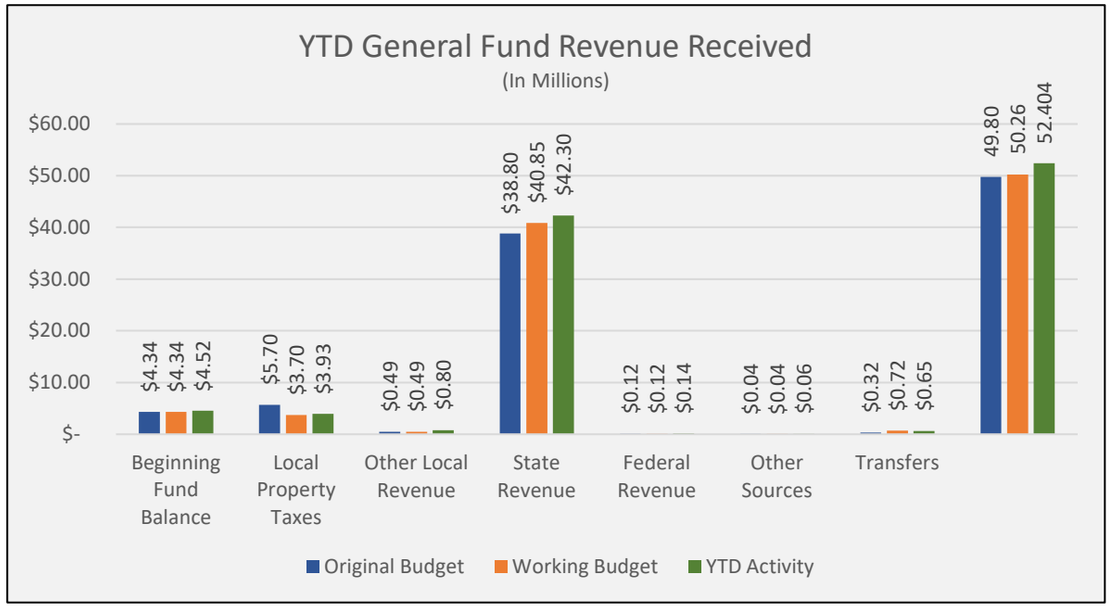

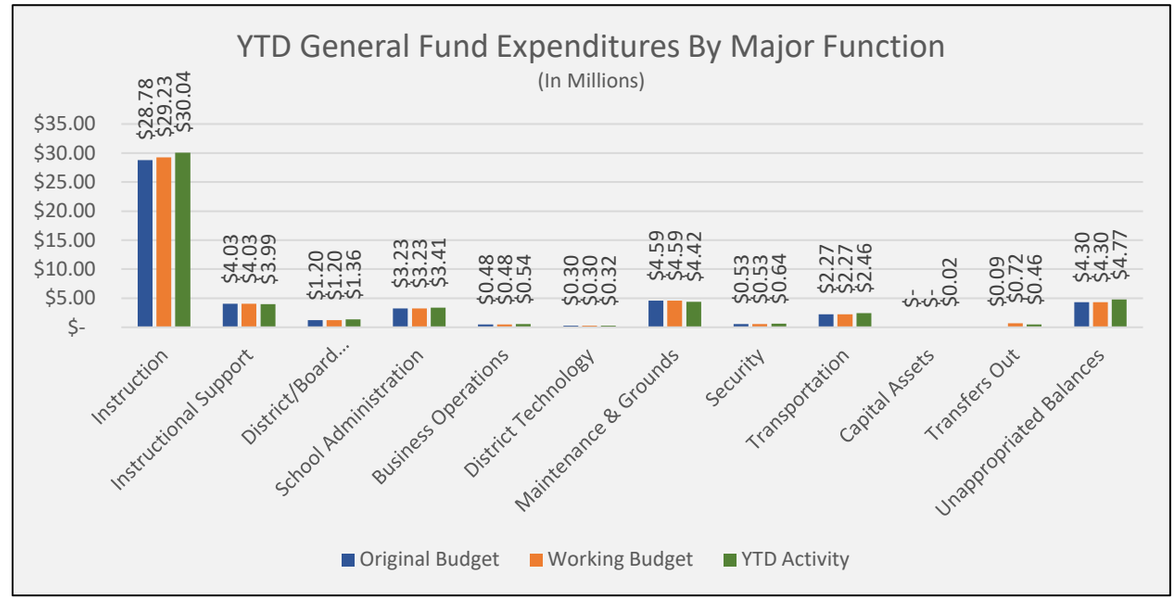

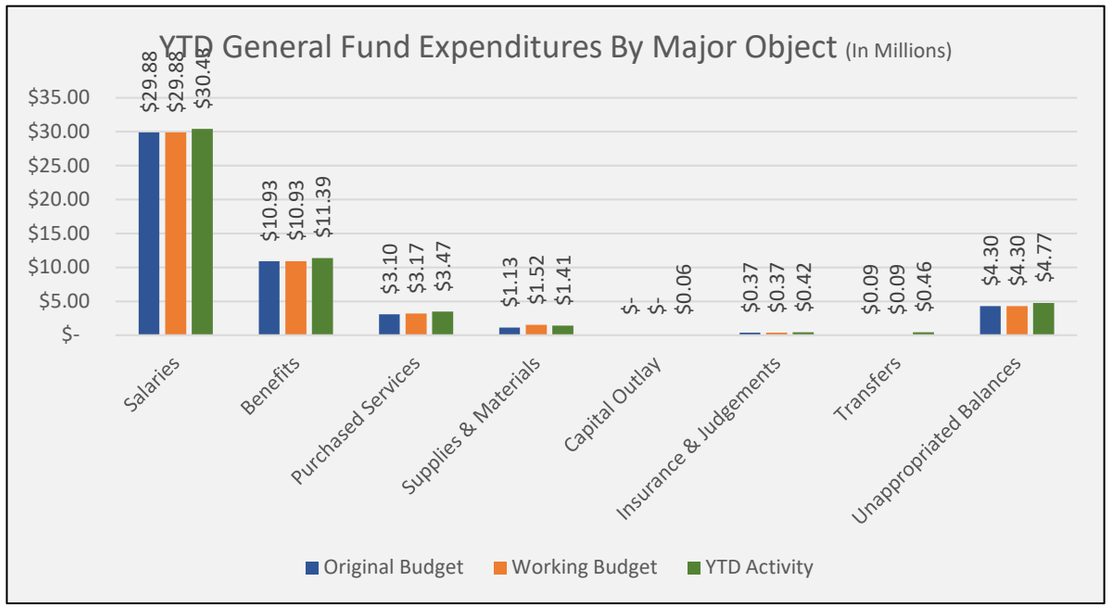

Lakeland Joint School District #272 - 2025-2026 - Period Ended June 30, 2026

Fund Number: **100**
Fund Name: **GENERAL FUND - SUPPLEMENTAL LEVY TRACKER**

Levy Item	Amount Levied	Amount Spent	Amount Remaining	% Remaining
Funding for Co-Curriculars (BPA, FFA, Drama, Debate, Band, Choir, FCCLA, etc.) and Sports	2,000,000	2,000,000	-	0%
Maintain Alternative Middle School Program	80,230	80,230.00	-	0%
Support Safety and Security Program	827,789	638,969	188,820	23%
Support Student Transportation	500,000	500,000.00	-	0%
Maintain School Nurses	172,150	172,150.00	-	0%
Maintain Funding for 25 Certified Teachers	1,997,198	2,194,269.00	(197,071)	-10%
Maintain Elementary Advanced Learning Programs	546,797	546,797.00	-	0%
Maintain 8 Elementary Teacher Specialists	613,730	613,730.00	-	0%
Maintain Library Leads	434,106	434,106.00	-	0%
Maintain KTEC	348,000	348,000	-	0%
	7,520,000	**7,528,251**	**(8,251)**	

Lakeland Joint School District #272 - 2025-2026

Summary of All Funds - June 2026

Fund	Description	Salaries	Benefits	Purchased Services	Supplies & Materials	Capital Outlay	Insurance	Debt Retirement	Transfers	Total Year to Date (YTD)	Working Budget	YTD Activity as a Percentage of Budget
100	General Fund	30,426,013	11,386,238	3,473,850	1,405,296	60,168	424,524	-	458,686	47,634,774	45,955,011	104%
220	Federal Forest Fund	-	-	6,000	-	-	-	-	-	6,000	13,000	46%
231	Facility Funds - Local Sources	2,646	555	23,992	330	188,403	-	-	-	215,926	830,000	26%
232	BASE	131,736	66,297	5,285	6,764	-	-	-	-	210,081	236,570	89%
243	CTE - State	-	-	9,757	160,181	-	-	-	-	169,938	151,728	112%
244	Gifted & Talented	-	-	-	-	-	-	-	-	-	1,250	0%
245	State Technology	-	-	146,245	585,032	-	-	-	-	731,277	595,000	123%
246	Safe & Drug Free Schools	-	-	59,395	-	-	-	-	-	59,395	55,300	107%
248	Misc. Grants	-	-	6,525	44,104	-	-	-	-	50,628	10,000	506%
249	SRO Grant	-	-	51,965	-	-	-	-	-	51,965	48,000	100%
251	Federal Title I	566,655	224,010	-	8,477	-	-	-	-	799,142	947,712	84%
257	Federal Special Education (Title VI-B, IDEA)	666,135	232,673	400	12,479	-	-	-	-	911,687	909,639	100%
258	Federal Special Education (IDEA Preschool)	18,675	5,440	-	-	-	-	-	-	24,115	24,114	100%
260	Medicaid	225,223	75,963	399,407	-	-	-	-	-	700,593	605,000	116%
261	Federal Title IV (Student Support)	(0)	0	-	-	-	-	-	-	0	33,074	0%
263	Federal CTE (Carl Perkins)	43,656	14,115	617	2,911	-	-	-	-	61,299	61,299	100%
265	Special Education Mini-Grants - Federal	-	-	-	10,531	-	-	-	-	10,531	-	100%
271	Federal Title II	88,678	28,485	10,712	-	-	-	-	-	127,875	112,070	114%
290	Child Nutrition	-	-	917,040	782,977	-	12,307	-	-	1,712,323	1,459,700	117%
310	Debt Service	-	-	-	-	-	-	-	3,832	3,832	-	0%
420	Plant Facility Fund	-	-	125,467	20,048	643,136	-	-	-	788,651	550,000	143%
421	Board Facility Projects	-	-	-	-	83,386	-	-	-	83,386	89,000	94%
422	Land Reserve	-	-	-	-	-	-	-	-	-	-	0%
424	Bus Depreciation Fund	-	-	-	-	608,147	-	-	-	608,147	456,110	133%
436	School District Modernization Fund	-	-	-	-	4,593,770	-	-	650,000	5,243,770	5,291,761	0%
	Total Expenditures	32,169,415	12,033,776	5,236,656	3,039,130	6,177,010	436,831	0	1,112,518	60,205,336	58,435,339	103%

Lakeland Joint School District #272 - 2025-2026 - Period Ended June 30, 2026

Fund Number: **220**
Fund Name: **Federal Forest Fund**

	Adopted Budget	Working Budget	June Revenue		FY26 YTD	% Remaining
Beginning Equity:						
FUND BALANCE *estimated	46,500	46,500	-	-	*48,195*	
Revenues:						
LOCAL TAX REVENUE	-	-	-	-	42,446	
Total Revenues	0	0	0		42,446	
Total Revenues and Fund Balance	46,500	46,500			90,641	

Expense Function	Expense Type	Adopted Budget	Working Budget	June Expenses	Encumbrances	FY26 YTD	% Remaining
Expenditures:							
BUILDING MAINTENANCE - EQUIP & CAPITAL	Supplies and Materials	-	-	-	-	-	0%
	Equipment/Capital Expenditures	5,000	5,000	-	-	-	100%
OTHER SUPPORT & SERVICE PROGRAM	Purchased Services	8,000	8,000	-	-	6,000	25%
Total Expenditures		**13,000**	**13,000**	**0**	**0**	**6,000**	
Revenues Less Expenditures		**-13,000**	**-13,000**	**0**	**0**	**36,446**	
Ending Fund Balance *Estimated		**33,500**	**33,500**			**$ 84,641**	

Lakeland Joint School District #272 - 2025-2026 - Period Ended June 30, 2026

Fund Number: **231**
Fund Name: **Facility Funds - Local Sources**

	Adopted Budget	Working Budget	June Revenue		FY26 YTD	% Remaining
Beginning Equity:						
FUND BALANCE *estimated	846,272	846,272	-	-	*1,039,718*	
Revenues:						
OTHER LOCAL REVENUE	-	-	35,062	-	157,419	
OTHER LOCAL REVENUE - THS FIELDHOUSE	-	-	5,602	-	240,647	
OTHER LOCAL REVENUE - LHS FIELDHOUSE	-	-	1,317	-	8,187	
Total Revenues	0	0	41,981	0	406,252	
Total Revenues and Fund Balance	846,272	846,272			1,445,970	

Expense Function	Expense Type	Adopted Budget	Working Budget	June Expenses	Encumbrances	FY26 YTD	% Remaining
Expenditures:							
SECONDARY PROGRAM	Equipment/Capital Expenditures	-	-	-	-	-	0%
ADMIN TECH SERVICES	Purchased Services	-	-	-	-	4,147	-100%
	Supplies and Materials	-	-	32	-	286	-100%
BUILDING MAINTENANCE - CUSTODIAL	Salaries	-	-	142	-	2,646	-100%
	Benefits	-	-	28	-	555	-100%
BUILDING MAINTENANCE - EQUIP & CAPITAL	Purchased Services	-	-	-	-	19,845	0%
	Supplies and Materials	-	-	-	-	44	-100%
CAPITAL ASSETS	Equipment/Capital Expenditures	830,000	830,000	82,676	-	188,403	77%
Total Expenditures		**830,000**	**830,000**	**82,878**	**0**	**215,926**	
Revenues Less Expenditures		**-830,000**	**-830,000**	**-40,897**	**0**	**190,326**	
Ending Fund Balance *Estimated		**16,272**	**16,272**			**$1,230,044**	

*THS Fieldhouse Expenses are reported under Capital Assets

Lakeland Joint School District #272 - 2025-2026 - Period Ended June 30, 2026

Fund Number: **232**
Fund Name: **BASE**

	Adopted Budget	Working Budget	June Revenue		FY26 YTD	% Remaining
Beginning Equity:						
FUND BALANCE *estimated	109,000	109,000	-	-	*136,281*	
Revenues:						
OTHER LOCAL REVENUE	191,000	191,000	14,108	-	202,618	-6%
Total Revenues	191,000	191,000	14,108		202,618	
Total Revenues and Fund Balance	300,000	300,000			338,899	

Expense Function	Expense Type	Adopted Budget	Working Budget	June Expenses	Encumbrances	FY26 YTD	% Remaining
Expenditures:							
OTHER SUPPORT & SERVICE PROGRAM	Salaries	167,332	167,332	21,580	-	131,736	21%
	Benefits	62,638	62,638	10,799	-	66,297	-6%
	Purchased Services	3,000	3,000	361	-	5,285	-76%
	Supplies and Materials	3,600	3,600	85	-	6,764	-88%
Total Expenditures		**236,570**	**236,570**	**32,824**	**0**	**210,081**	
Revenues Less Expenditures		**-45,570**	**-45,570**	**-18,717**	**0**	**-7,462**	
Ending Fund Balance *Estimated		**63,430**	**63,430**			**$128,819**	

Lakeland Joint School District #272 - 2025-2026 - Period Ended June 30, 2026

Fund Number: **243**
Fund Name: **CTE - State**

	Adopted Budget	Working Budget	June Revenue		FY26 YTD	% Remaining
Beginning Equity:						
FUND BALANCE *estimated	-	-	-	-	-	
Revenues:						
PROF TECH PROGRAM REVENUE	151,729	151,729	-	-	169,938	
Total Revenues	151,729	151,729	0		169,938	
Total Revenues and Fund Balance	151,729	151,729			169,938	

Expense Function	Expense Type	Adopted Budget	Working Budget	June Expenses	Encumbrances	FY26 YTD	% Remaining
Expenditures:							
SECONDARY PROGRAM	Purchased Services	-	-	3,628	-	9,627	-100%
	Supplies and Materials	140,746	140,746	61,423	-	150,095	-7%
	Equipment/Capital Expenditures	-	-	-	-	-	0%
ALTERNATIVE SCHOOL PROGRAM	Purchased Services	-	-	129	-	129	0%
	Supplies and Materials	10,982	10,982	3,938	-	10,086	8%
Total Expenditures		**151,728**	**151,728**	**69,119**	**0**	**169,938**	
Revenues Less Expenditures		**1**	**1**	**-69,119**	**0**	**0**	
Ending Fund Balance *Estimated		**1**	**1**			**$ -**	

Lakeland Joint School District #272 - 2025-2026 - Period Ended June 30, 2026

Fund Number: **244**
Fund Name: **GIFTED & TALENTED**

	Adopted Budget	Working Budget	June Revenue		FY26 YTD	% Remaining
Beginning Equity:						
FUND BALANCE *estimated	4,363	4,363	-	-	*4,364*	
Revenues:						
	-	-	-	-	-	
Total Revenues	0	0	0		0	
Total Revenues and Fund Balance	4,363	4,363			4,364	

Expense Function	Expense Type	Adopted Budget	Working Budget	June Expenses	Encumbrances	FY26 YTD	% Remaining
Expenditures:							
GIFTED/TALENTED PROGRAM	Purchased Services	1,000	1,000	-	-	-	0%
	Supplies & Materials	250	250	-	-	-	0%
Total Expenditures		**1,250**	**1,250**	**0**	**0**	**0**	
Revenues Less Expenditures		**-1,250**	**-1,250**	**0**	**0**	**0**	
Ending Fund Balance *Estimated		**3,113**	**3,113**			**$ 4,364**	

Lakeland Joint School District #272 - 2025-2026 - Period Ended June 30, 2026

Fund Number: **245**
Fund Name: **State Technology**

	Adopted Budget	Working Budget	June Revenue		FY26 YTD	% Remaining
Beginning Equity:						
FUND BALANCE *estimated	250,000	250,000	-	-	*401,509*	
Revenues:						
OTHER STATE SUPPORT	434,000	434,000	95,170	-	475,850	
REVENUE FROM FEDERAL SOURCES	-	-	-	-	100,518	
Total Revenues	434,000	434,000	95,170	0	576,368	
Total Revenues and Fund Balance	684,000	684,000			977,877	

Expense Function	Expense Type	Adopted Budget	Working Budget	June Expenses	Encumbrances	FY26 YTD	% Remaining
Expenditures:							
INSTRUCTIONAL RELATED TECH	Purchased Services	30,000	30,000	200	-	13,765	54%
	Supplies and Materials	565,000	565,000	226,537	-	585,032	-4%
ADMIN TECH SERVICES	Purchased Services	-	-	-	-	132,480	-100%
Total Expenditures		**595,000**	**595,000**	**226,737**	**0**	**731,277**	
Revenues Less Expenditures		**-161,000**	**-161,000**	**-131,567**	**0**	**-154,909**	
Ending Fund Balance *Estimated		**89,000**	**89,000**			**$246,600**	

*We have received 80% of the State Technology Funding for the year

Lakeland Joint School District #272 - 2025-2026 - Period Ended June 30, 2026

Fund Number: **246**
Fund Name: **Safe & Drug Free Schools**

	Adopted Budget	Working Budget	June Revenue		FY26 YTD	% Remaining
Beginning Equity:						
FUND BALANCE *estimated	-	-	-	-	-	
Revenues:						
OTHER STATE SUPPORT	55,300	55,300	29,698	-	59,395	
Total Revenues	55,300	55,300	29,698		59,395	
Total Revenues and Fund Balance	55,300	55,300			59,395	

Expense Function	Expense Type	Adopted Budget	Working Budget	June Expenses	Encumbrances	FY26 YTD	% Remaining
Expenditures:							
SECURITY/SAFETY	Purchased Services	55,300	55,300	1,356	-	59,395	-7%
Total Expenditures		**55,300**	**55,300**	**1,356**	**0**	**59,395**	
Revenues Less Expenditures		**0**	**0**	**28,341**	**0**	**0**	
Ending Fund Balance *Estimated		**0**	**0**			**$ -**	

*The Rathdrum PD SRO contract is charged to this fund
**We have received 50% of the Safe & Drug Free Schools funding for the year

Lakeland Joint School District #272 - 2025-2026 - Period Ended June 30, 2026

Fund Number: **248**
Fund Name: **Misc. Grants**

	Adopted Budget	Working Budget	June Revenue		FY26 YTD	% Remaining
Beginning Equity:						
FUND BALANCE *estimated	31,174	31,174	-	-	*57,414*	
Revenues:						
OTHER LOCAL REVENUE	-	-	-	-	20,948	
OTHER STATE SUPPORT	-	-	-	-	1,303	
Total Revenues	0	0	0		22,251	
Total Revenues and Fund Balance	31,174	31,174			79,665	

Expense Function	Expense Type	Adopted Budget	Working Budget	June Expenses	Encumbrances	FY26 YTD	% Remaining
Expenditures:							
ELEMENTARY PROGRAM	Purchased Services	-	-	3,146	-	4,350	0%
	Supplies and Materials	7,000	7,000	152	-	9,079	-30%
SECONDARY PROGRAM	Purchased Services	-	-	295	-	2,175	-100%
	Supplies and Materials	3,000	3,000	1,730	-	28,000	-833%
ALTERNATIVE SCHOOL PROGRAM	Supplies and Materials	-	-	-	-	1,620	0%
INSTRUCTIONAL IMPROVEMENT	Purchased Services	-	-	-	-	-	0%
DISTRICT ADMINISTRATION PROGRAM	Purchased Services	-	-	-	-	-	0%
	Supplies and Materials	-	-	2,797	-	5,405	-100%
Total Expenditures		**10,000**	**10,000**	**8,119**	**0**	**50,628**	
Revenues Less Expenditures		**-10,000**	**-10,000**	**-8,119**	**0**	**-28,377**	
Ending Fund Balance *Estimated		**21,174**	**21,174**			**$ 29,037**	

Lakeland Joint School District #272 - 2025-2026 - Period Ended June 30, 2026

Fund Number: **249**
Fund Name: **SRO Grant**

	Adopted Budget	Working Budget	June Revenue		FY26 YTD	% Remaining
Beginning Equity:						
FUND BALANCE *estimated	-	-	-	-	*23,669*	
Revenues:						
OTHER STATE SUPPORT	48,000	48,000	-	-	80,160	
Total Revenues	48,000	48,000	0		80,160	
Total Revenues and Fund Balance	48,000	48,000			103,829	

Expense Function	Expense Type	Adopted Budget	Working Budget	June Expenses	Encumbrances	FY26 YTD	% Remaining
Expenditures:							
SECURITY/SAFETY PROGRAM	Purchased Services	48,000	48,000	10,842	-	51,965	
Total Expenditures		**48,000**	**48,000**	**10,842**	**0**	**51,965**	
Revenues Less Expenditures		**0**	**0**	**-10,842**	**0**	**28,195**	
Ending Fund Balance *Estimated		**0**	**0**			**$ 51,864**	

**The SRO Grant is a pre-funded award, so the expenses will lag behind the revenue until the end of the year.

Lakeland Joint School District #272 - 2025-2026 - Period Ended June 30, 2026

Fund Number: **251**
Fund Name: **Federal Title I**

	Adopted Budget	Working Budget	June Revenue		FY26 YTD	% Remaining
Beginning Equity:						
FUND BALANCE *estimated	-	-	-	-	-	
Revenues:						
FEDERAL REVENUE	947,712	947,712	363,051	-	799,142	
Total Revenues	947,712	947,712	363,051		799,142	
Total Revenues and Fund Balance	947,712	947,712			799,142	

Expense Function	Expense Type	Adopted Budget	Working Budget	June Expenses	Encumbrances	FY26 YTD	% Remaining
Expenditures:							
ELEMENTARY PROGRAM	Salaries	652,727	652,727	93,998	-	566,655	13%
	Benefits	294,985	294,985	36,319	-	224,010	24%
	Purchased Services	-	-	-	-	-	0%
	Supplies and Materials	-	-	2,331	-	8,329	-100%
ALTERNATIVE PROGRAM	Supplies and Materials	-	-	149	-	149	-100%
Total Expenditures		**947,712**	**947,712**	**132,796**	**0**	**799,142**	
Revenues Less Expenditures		**0**	**0**	**230,254**	**0**	**0**	
Ending Fund Balance *Estimated		**0**	**0**			**$ -**	

Lakeland Joint School District #272 - 2025-2026 - Period Ended June 30, 2026

Fund Number: **257**
Fund Name: **Federal Special Education (Title VI-B, IDEA)**

	Adopted Budget	Working Budget	June Revenue		FY26 YTD	% Remaining
Beginning Equity:						
FUND BALANCE *estimated	-	-	-	-	-	
Revenues:						
FEDERAL REVENUE	909,639	909,639	230,574	-	911,687	
Total Revenues	909,639	909,639	230,574		911,687	
Total Revenues and Fund Balance	909,639	909,639			911,687	

Expense Function	Expense Type	Adopted Budget	Working Budget	June Expenses	Encumbrances	FY26 YTD	% Remaining
Expenditures:							
SPECIAL EDUCATION PROGRAM	Salaries	683,164	683,164	48,913	-	666,135	2%
	Benefits	226,475	226,475	15,218	-	232,673	-3%
	Purchased Services	-	-	-	-	400	-100%
	Supplies and Materials	-	-	-	-	12,479	-100%
Total Expenditures		**909,639**	**909,639**	**64,131**	**0**	**911,687**	
Revenues Less Expenditures		**0**	**0**	**166,443**	**0**	**0**	
Ending Fund Balance *Estimated		**0**	**0**			**$ -**	

*Overages will be transferred to the General Fund

Lakeland Joint School District #272 - 2025-2026 - Period Ended June 30, 2026

Fund Number: **258**
Fund Name: **Federal Special Education (IDEA Preschool)**

	Adopted Budget	Working Budget	June Revenue		FY26 YTD	% Remaining
Beginning Equity:						
FUND BALANCE *estimated	-	-	-	-	-	
Revenues:						
FEDERAL REVENUE	24,114	24,114	7,781	-	24,115	
Total Revenues	24,114	24,114	7,781		24,115	
Total Revenues and Fund Balance	24,114	24,114			24,115	

Expense Function	Expense Type	Adopted Budget	Working Budget	June Expenses	Encumbrances	FY26 YTD	% Remaining
Expenditures:							
SPECIAL EDUCATION PRESCHOOL	Salaries	17,362	17,362	3,535	-	18,675	-8%
	Benefits	6,752	6,752	(393)	-	5,440	19%
Total Expenditures		**24,114**	**24,114**	**3,142**	**0**	**24,115**	
Revenues Less Expenditures		**0**	**0**	**4,639**	**0**	**0**	
Ending Fund Balance *Estimated		**0**	**0**			**$ -**	

*Any overage in this account will be transferred to the general fund preschool program.

Lakeland Joint School District #272 - 2025-2026 - Period Ended June 30, 2026

Fund Number: **260**
Fund Name: **Medicaid**

	Adopted Budget	Working Budget	June Revenue		FY26 YTD	% Remaining
Beginning Equity:						
FUND BALANCE *estimated	-	-	-	-	-	
Revenues:						
EARNINGS ON INVESTMENTS	-	-	192	-	4,079	
FEDERAL REVENUE	515,000	515,000	100,238	-	471,685	
TRANSFERS INTERFUND	90,000	90,000	17,000	-	228,138	
Total Revenues	605,000	605,000	117,430		703,901	
Total Revenues and Fund Balance	605,000	605,000			703,901	

Expense Function	Expense Type	Adopted Budget	Working Budget	June Expenses	Encumbrances	FY26 YTD	% Remaining
Expenditures:							
SPECIAL EDUCATION PROGRAM	Salaries	444,058	444,058	225,223	-	225,223	49%
	Benefits	160,942	160,942	75,963	-	75,963	53%
	Purchased Services	-	-	183,053	-	399,407	-100%
Total Expenditures		**605,000**	**605,000**	**484,238**	**0**	**700,593**	
Revenues Less Expenditures		**0**	**0**	**-366,808**	**0**	**3,308**	
Ending Fund Balance *Estimated		**0**	**0**			**$ 3,308**	

Lakeland Joint School District #272 - 2025-2026 - Period Ended June 30, 2026

Fund Number: **261**
Fund Name: **Federal Title IV (Student Support)**

	Adopted Budget	Working Budget	June Revenue		FY26 YTD	% Remaining
Beginning Equity:						
FUND BALANCE *estimated	-	-	-	-	-	
Revenues:						
FEDERAL REVENUE	33,074	33,074	-	-	-	
Total Revenues	33,074	33,074	0		0	
Total Revenues and Fund Balance	33,074	33,074			0	

Expense Function	Expense Type	Adopted Budget	Working Budget	June Expenses	Encumbrances	FY26 YTD	% Remaining
Expenditures:							
GUIDANCE/HEALTH	Salaries	24,563	24,563	-	-	(0)	0%
	Benefits	8,511	8,511	-	-	0	0%
Total Expenditures		**33,074**	**33,074**	**0**	**0**	**0**	
Revenues Less Expenditures		**0**	**0**	**0**	**0**	**0**	
Ending Fund Balance *Estimated		**0**	**0**			**$ (0)**	

*Title IV Funds were transferred to Title I for FY2026

Lakeland Joint School District #272 - 2025-2026 - Period Ended June 30, 2026

Fund Number: **263**
Fund Name: **Federal CTE (Carl Perkins)**

	Adopted Budget	Working Budget	June Revenue		FY26 YTD	% Remaining
Beginning Equity:						
FUND BALANCE *estimated	-	-	-	-	-	
Revenues:						
FEDERAL REVENUE	61,299	61,299	24,338	-	61,299	
Total Revenues	61,299	61,299	24,338		61,299	
Total Revenues and Fund Balance	61,299	61,299			61,299	

Expense Function	Expense Type	Adopted Budget	Working Budget	June Expenses	Encumbrances	FY26 YTD	% Remaining
Expenditures:							
SECONDARY PROGRAM	Salaries	42,909	42,909	(7,196)	-	22,279	48%
	Benefits	18,390	18,390	(2,186)	-	7,194	61%
	Purchased Services	-	-	-	-	617	0%
	Supplies and Materials	-	-	2,911	-	2,911	
GUIDANCE & HEALTH PROGRAM	Salaries	-	-	2,767	-	21,376	0%
	Benefits	-	-	896	-	6,922	0%
Total Expenditures		**61,299**	**61,299**	**-2,807**	**0**	**61,299**	
Revenues Less Expenditures		**0**	**0**	**27,146**	**0**	**0**	
Ending Fund Balance *Estimated		**0**	**0**			**$ -**	

*Overages will be transferred to the General Fund

Lakeland Joint School District #272 - 2025-2026 - Period Ended June 30, 2026

Fund Number: **265**
Fund Name: **Special Education Mini-Grants - Federal**

	Adopted Budget	Working Budget	June Revenue		FY26 YTD	% Remaining
Beginning Equity:						
FUND BALANCE *estimated	-	-	-	-	-	
Revenues:						
FEDERAL REVENUE	-	-	-	-	10,531	
Total Revenues	0	0	0		10,531	
Total Revenues and Fund Balance	0	0			10,531	

Expense Function	Expense Type	Adopted Budget	Working Budget	June Expenses	Encumbrances	FY26 YTD	% Remaining
Expenditures:							
SPECIAL EDUCATION PROGRAM	Purchased Services	-	-	-	-	-	0%
	Supplies and Materials	-	-	-	-	10,531	0%
Total Expenditures		**0**	**0**	**0**	**0**	**10,531**	
Revenues Less Expenditures		**0**	**0**	**0**	**0**	**0**	
Ending Fund Balance *Estimated		**0**	**0**			**$ -**	

Lakeland Joint School District #272 - 2025-2026 - Period Ended June 30, 2026

Fund Number: **271**
Fund Name: **Federal Title II**

	Adopted Budget	Working Budget	June Revenue		FY26 YTD	% Remaining
Beginning Equity:						
FUND BALANCE *estimated	-	-	-	-	-	
Revenues:						
FEDERAL REVENUE	112,070	112,070	45,750	-	127,875	
Total Revenues	112,070	112,070	45,750		127,875	
Total Revenues and Fund Balance	112,070	112,070			127,875	

Expense Function	Expense Type	Adopted Budget	Working Budget	June Expenses	Encumbrances	FY26 YTD	% Remaining
Expenditures:							
ELEMENTARY PROGRAM	Salaries	90,610	90,610	14,780	-	88,678	2%
	Benefits	21,460	21,460	4,664	-	28,485	-33%
	Purchased Services	-	-	-	-	-	0%
	Supplies & Materials	-	-	-	-	-	0%
INSTRUCTIONAL IMPROVEMENT	Salaries	-	-	-	-	-	0%
	Benefits	-	-	-	-	-	-100%
	Purchased Services	-	-	(9,538)	-	10,712	-100%
	Supplies & Materials	-	-	-	-	-	0%
Total Expenditures		**112,070**	**112,070**	**9,906**	**0**	**127,875**	
Revenues Less Expenditures		**0**	**0**	**35,844**	**0**	**0**	
Ending Fund Balance *Estimated		**0**	**0**			**$ -**	

*Overages will be transferred to the General Fund

Lakeland Joint School District #272 - 2025-2026 - Period Ended June 30, 2026

Fund Number: **290**
Fund Name: **Child Nutrition**

	Adopted Budget	Working Budget	June Revenue		FY26 YTD	% Remaining
Beginning Equity:						
FUND BALANCE *estimated	425,000	425,000	-	-	*489,623*	
Revenues:						
OTHER LOCAL REVENUE	525,000	525,000	21,726	-	608,120	-16%
OTHER STATE SUPPORT	-	-	93,999	-	93,999	0%
FEDERAL REVENUE	650,000	650,000	124,566	-	853,707	-31%
Total Revenues	1,175,000	1,175,000	240,291	0	1,555,827	
Total Revenues and Fund Balance	1,600,000	1,600,000			2,045,449	

Expense Function	Expense Type	Adopted Budget	Working Budget	June Expenses	Encumbrances	FY26 YTD	% Remaining
Expenditures:							
FOOD SERVICES	Purchased Services	848,700	848,700	140,568	-	917,040	-8%
	Supplies and Materials	551,000	551,000	187,881	-	782,977	-42%
	Equipment/Capital Expenditures	50,000	50,000	(410)	-	-	100%
	Insurance	10,000	10,000	2,649	-	12,307	-23%
Total Expenditures		**1,459,700**	**1,459,700**	**330,688**	**0**	**1,712,323**	
Revenues Less Expenditures		**-284,700**	**-284,700**	**-90,398**	**0**	**-156,497**	
Ending Fund Balance *Estimated		**140,300**	**140,300**			**$333,126**	

Lakeland Joint School District #272 - 2025-2026 - Period Ended June 30, 2026

Fund Number: **310**
Fund Name: **Debt Service**

	Adopted Budget	Working Budget	June Revenue		FY26 YTD	% Remaining
Beginning Equity:						
FUND BALANCE *estimated	-	-	-	-	*1,567*	
Revenues:						
SCHOOL BOND & INTEREST LEVY	-	-	474	-	3,298	
INTEREST REVENUE	-	-	-	-	-	
OTHER STATE SUPPORT	-	-	-	-	-	
Total Revenues	0	0	474	0	3,298	
Total Revenues and Fund Balance	0	0			4,865	

Expense Function	Expense Type	Adopted Budget	Working Budget	June Expenses	Encumbrances	FY26 YTD	% Remaining
Expenditures:							
DEBT SERVICE PROGRAM - OTHER DBT SVC	Other Debt Service	-	-	-	-	-	
DEBT SERVICE PROGRAM - PRINCIPLE	Principle Payment	-	-	-	-	-	
DEBT SERVICE PROGRAM - INTEREST	Interest Payment	-	-	-	-	-	
TRANSFER OUT	Interfund Transfer	-	-	3,832	-	3,832	
Total Expenditures		**0**	**0**	**3,832**	**0**	**3,832**	
Revenues Less Expenditures		**0**	**0**	**-3,358**	**0**	**-534**	
Ending Fund Balance *Estimated		**0**	**0**			**$ 1,033**	

*The Bond was paid off early in August 2024. We will still receive some revenue in this account as the county collects unpaid property taxes. The funds remaining in this account will be transferred to the Plant Facility Levy Fund.

Lakeland Joint School District #272 - 2025-2026 - Period Ended June 30, 2026

Fund Number: **420**
Fund Name: **Plant Facility Fund**

	Adopted Budget	Working Budget	June Revenue		FY26 YTD	% Remaining
Beginning Equity:						
FUND BALANCE *estimated	550,000	550,000	-	-	1,610,534	
Revenues:						
SCHOOL PLANT FACILITY LEVY	-	-	2,432	-	29,154	
OTHER LOCAL REVENUE	-	-	10,050	-	10,050	
TRANSFERS INTERFUND	-	-	3,832	-	3,832	
Total Revenues	0	0	16,314	0	43,036	
Total Revenues and Fund Balance	550,000	550,000			1,653,570	

Expense Function	Expense Type	Adopted Budget	Working Budget	June Expenses	Encumbrances	FY26 YTD	% Remaining
Expenditures:							
SECONDARY PROGRAM	Supplies and Materials	-	-	-	-	10,459	-100%
BUILDING MAINTENANCE - EQUIP & CAPITAL	Purchased Services	-	-	16,108	-	54,364	-100%
	Supplies and Materials	-	-	-	-	9,589	-100%
	Equipment/Capital Expenditures	-	-	-	-	132,362	-100%
MAINTENANCE / GROUNDS	Purchased Services	-	-	(42,568)	-	71,103	-100%
	Equipment/Capital Expenditures	-	-	44,857	-	86,781	-100%
CAPITAL ASSETS	Equipment/Capital Expenditures	550,000	550,000	10,042	-	423,993	23%
Total Expenditures		**550,000**	**550,000**	**28,438**	**0**	**788,651**	
Revenues Less Expenditures		**-550,000**	**-550,000**	**-12,124**	**0**	**-745,615**	
Ending Fund Balance *Estimated		**0**	**0**			**$ 864,918**	

Lakeland Joint School District #272 - 2025-2026 - Period Ended June 30, 2026

Fund Number: **421**
Fund Name: **Board Facility Projects**

	Adopted Budget	Working Budget	June Revenue		FY26 YTD	% Remaining
Beginning Equity:						
FUND BALANCE *estimated	235,000	235,000	-	-	*180,538*	
Revenues:						
	-	-	-	-	-	
Total Revenues	0	0	0	0	0	
Total Revenues and Fund Balance	235,000	235,000			180,538	

Expense Function	Expense Type	Adopted Budget	Working Budget	June Expenses	Encumbrances	FY26 YTD	% Remaining
Expenditures:							
CAPITAL ASSETS	Equipment/Capital Expenditures	89,000	89,000	-	-	83,386	6%
Total Expenditures		**89,000**	**89,000**	**0**	**0**	**83,386**	
Revenues Less Expenditures		**-89,000**	**-89,000**	**0**	**0**	**-83,386**	
Ending Fund Balance *Estimated		**146,000**	**146,000**			**$ 97,152**	

Lakeland Joint School District #272 - 2025-2026 - Period Ended June 30, 2026

Fund Number: **422**
Fund Name: **Land Reserve**

	Adopted Budget	Working Budget	June Revenue		FY26 YTD	% Remaining
Beginning Equity:						
FUND BALANCE *estimated	206,566		-	-	*206,566*	
Revenues:						
	-		-	-	-	
Total Revenues	0		0	0	0	
Total Revenues and Fund Balance	206,566				206,566	

Expense Function	Expense Type	Adopted Budget	Working Budget	June Expenses	Encumbrances	FY26 YTD	% Remaining
Expenditures:							
		-		-	-	-	0%
Total Expenditures		**0**		**0**	**0**	**0**	
Revenues Less Expenditures		**0**		**0**	**0**	**0**	
Ending Fund Balance *Estimated		**206,566**				**$206,566**	

Lakeland Joint School District #272 - 2025-2026 - Period Ended June 30, 2026

Fund Number: **424**
Fund Name: **Bus Depreciation Fund**

	Adopted Budget	Working Budget	June Revenue		FY26 YTD	% Remaining
Beginning Equity:						
FUND BALANCE *estimated	579,179	579,179	-	-	*647,254*	
Revenues:						
OTHER LOCAL REVENUE	-	-	-	-	7,094	
OTHER STATE SUPPORT	173,250	173,250	-	-	-	
INTERFUND TRANSFER	-	-	230,548	-	230,548	
Total Revenues	173,250	173,250	230,548	0	237,642	
Total Revenues and Fund Balance	752,429	752,429			884,895	

Expense Function	Expense Type	Adopted Budget	Working Budget	June Expenses	Encumbrances	FY26 YTD	% Remaining
Expenditures:							
CAPITAL ASSETS - NON-STUDENT OCCUPIED	Equipment/Capital Expenditures	456,110	456,110	-	-	608,147	-33%
Total Expenditures		**456,110**	**456,110**	**0**	**0**	**608,147**	
Revenues Less Expenditures		**-282,860**	**-282,860**	**230,548**	**0**	**-370,505**	
Ending Fund Balance *Estimated		**296,319**	**296,319**			**$276,748**	

*The Bus Depreciation Transfer will be completed in June 2025

Lakeland Joint School District #272 - 2025-2026 - Period Ended June 30, 2026

Fund Number: **436**
Fund Name: **School District Modernization Fund**

	Adopted Budget	Working Budget	June Revenue		FY26 YTD	% Remaining
Beginning Equity:						
FUND BALANCE *estimated	20,141,665	20,141,665	-	-	*20,195,798*	
Revenues:						
INTEREST REVENUE	420,000	420,000	121,330	-	809,194	
OTHER STATE SUPPORT	-	-	-	-	5,159	
Total Revenues	0	0	0	0	814,353	
Total Revenues and Fund Balance	20,141,665	20,141,665			21,010,151	

Expense Function	Expense Type	Adopted Budget	Working Budget	June Expenses	Encumbrances	FY26 YTD	% Remaining
Expenditures:							
CAPITAL ASSETS	Equipment/Capital Expenditures	4,569,000	4,569,000	3,823,708	-	4,593,770	-1%
TRANSFER OUT	Interfund Transfer	315,000	722,761	-	-	650,000	10%
Total Expenditures		**4,884,000**	**5,291,761**	**3,823,708**	**0**	**5,243,770**	
Revenues Less Expenditures		**-4,884,000**	**-5,291,761**	**-3,823,708**	**0**	**-4,429,417**	
Ending Fund Balance *Estimated		**15,257,665**	**14,849,904**			**$15,766,381**	

Lakeland Joint School District #272 - 2025-2026

Working Budget Explanation

Adj.	Fund	Description	Account	R/E		Amount
Sept.	100	Adjustment to reflect reduction in anticipated Property Tax Revenue to reflect L-2 Amounts	Property Tax Revenue	Revenue	$	2,000,805
Sept.	100	Adjustment to reflect higher than expected School District Facilities funds to offset supplemental levy collection	Other State Revenue	Revenue	$	2,000,805
Sept.	100	Adjustment to reflect the award of Digital Content & Curriculum Grant	Other State Revenue	Revenue	$	48,790
Sept.	100	Adjustment to increase budget to allow purchase of Digital Content & Curriculum content	Elementary Program - Purchased Services	Expense	$	48,790
Sept.	100	Adjustment to reflect Board Approved transfer of Fund 436 interest to offset facilities expenses in General Fund	Interfund Transfers	Revenue	$	335,000
Sept.	436	Adjustment to reflect Board Approved transfer of Fund 436 interest to offset facilities expenses in General Fund	Transfer Out	Expense	$	335,000
Sept.	100	Adjustment to reflect Board Approved transfer of Fund 436 interest to offset KTEC HVAC expenses in General Fund	Interfund Transfers	Revenue	$	72,761
Sept.	436	Adjustment to reflect Board Approved transfer of Fund 436 interest to offset KTEC HVAC expenses in General Fund	Transfer Out	Expense	$	72,761
Sept.	100	Adjustment to increase budget to allow payment of KTEC HVAC invoice in General Fund	Secondary Program - Purchased Services	Expense	$	72,761
Sept.	100	Adjustment to increase budget to allow purchase of Social Studies curriculum (transfer from facilities)	Secondary Program - Purchased Services	Expense	$	335,000

John Brown Elementary School - SBAA - June 30, 2026

ASSETS	Beginning Balance	Debit Amount	Credit Amount	Ending Balance
Wells Cash	9,458.59	379.00	(2,135.26)	7,702.33
Investment Cash	9,735.39	31.29	-	9,766.68
Total Asset Accounts:	19,193.98	410.29	(2,135.26)	17,469.01

EQUITY	Beginning Balance	Expense	Revenue	Ending Balance
General	(1,656.21)	-	(31.29)	(1,687.50)
Faculty	(596.06)	37.27	-	(558.79)
Student Council	(163.45)	-	-	(163.45)
Discretionary	(1,374.05)	186.28	-	(1,187.77)
Annual	(1,307.26)	18.68	(330.00)	(1,618.58)
Field Trip	382.81	12.00	-	394.81
Donations	(8,560.14)	1,806.65	-	(6,753.49)
Library	1,208.91	74.38	(49.00)	1,234.29
School Store	-	-	-	-
Vending	-	-	-	-
Clothing	(4,017.03)	-	-	(4,017.03)
Special Project	(3,111.50)	-	-	(3,111.50)
Chromebook Damage	(94.00)	94.00	-	-
Total Equity Accounts	(19,287.98)	2,229.26	(410.29)	(17,469.01)

Total Asset Accounts	19,193.98	(2,135.26)	410.29	17,469.01
Total Equity Accounts	(19,287.98)	2,229.26	(410.29)	(17,469.01)
Grand Total	(94.00)	94.00	-	-

UPDATED 7.7.26

Spirit Lake Elementary School - SBAA - June 30, 2026

ASSETS	Beginning Balance	Debit Amount	Credit Amount	Ending Balance
Wells Cash	24,416.41	79.00	(1,026.34)	23,469.07
Investment Cash	7,295.52	23.45	-	7,318.97
Total Asset Accounts:	31,711.93	102.45	(1,026.34)	30,788.04

EQUITY	Beginning Balance	Expense	Revenue	Ending Balance
General	(7,937.53)	-	(23.45)	(7,960.98)
Faculty	(2,594.30)	441.60	-	(2,152.70)
CEP	(115.98)	-	-	(115.98)
Field Trip	(434.02)	-	-	(434.02)
Donations	(14,472.28)	-	-	(14,472.28)
Library	(459.64)	-	(79.00)	(538.64)
Student Body	(5,193.18)	443.60	-	(4,749.58)
Music	(300.00)	-	-	(300.00)
Misc. Fundraiser	(44.00)	-	-	(44.00)
Chromebook Damage	(161.00)	161.00	-	-
Total Equity Accounts	(31,711.93)	1,046.20	(102.45)	(30,768.18)

Total Asset Accounts	31,711.93	(1,026.34)	102.45	30,788.04
Total Equity Accounts	(31,711.93)	1,046.20	(102.45)	(30,768.18)
Grand Total	-	19.86	-	19.86

UPDATED 7.7.26

Athol Elementary School - SBAA - June 30, 2026

ASSETS	Beginning Balance	Debit Amount	Credit Amount	Ending Balance
Wells Cash	3,236.47	48.00	(1,730.85)	1,553.62
Cash on Hand	20.00	-	-	20.00
Investment Cash	31,888.85	-	-	31,888.85
Total Asset Accounts:	35,145.32	48.00	(1,730.85)	33,462.47

EQUITY	Beginning Balance	Expense	Revenue	Ending Balance
General	(7,734.39)	496.80	(48.00)	(7,285.59)
Annual	(204.51)	27.17	-	(177.34)
Donations	(6,567.36)	-	-	(6,567.36)
Library	(5,843.12)	1,206.88	-	(4,636.24)
T-Shirt	(84.08)	-	-	(84.08)
Special Project	(14,711.86)	-	-	(14,711.86)
Chromebook Damage	-	-	-	-
Total Equity Accounts	(35,145.32)	1,730.85	(48.00)	(33,462.47)

Total Asset Accounts	35,145.32	(1,730.85)	48.00	33,462.47
Total Equity Accounts	(35,145.32)	1,730.85	(48.00)	(33,462.47)
Grand Total	-	-	-	-

UPDATED 7.7.26

Betty Kiefer Elementary School - SBAA - June 30, 2026

ASSETS	Beginning Balance	Debit Amount	Credit Amount	Ending Balance
Wells Cash	3,824.48	1,368.00	(3,007.29)	2,185.19
Investment Cash	28,840.80	92.69	-	28,933.49
Total Asset Accounts:	32,665.28	1,460.69	(3,007.29)	31,118.68

EQUITY	Beginning Balance	Expense	Revenue	Ending Balance
General	(6,442.29)	1,929.46	(92.69)	(4,605.52)
Discretionary	-	-	-	-
Annual	(1,881.30)	49.81	(315.00)	(2,146.49)
Field Trip	-	-	-	-
Donations	(17,227.00)	1,000.00	(1,000.00)	(17,227.00)
Library	(3,294.63)	-	(53.00)	(3,347.63)
Popcorn	(1,744.06)	-	-	(1,744.06)
T-Shirt	(2,047.98)	-	-	(2,047.98)
Music	-	-	-	-
Misc. Grants	-	-	-	-
Chromebook Damage	(60.00)	60.00	-	-
Total Equity Accounts	(32,697.26)	3,039.27	(1,460.69)	(31,118.68)

Total Asset Accounts	32,665.28	(3,007.29)	1,460.69	31,118.68
Total Equity Accounts	(32,697.26)	3,039.27	(1,460.69)	(31,118.68)
Grand Total	(31.98)	31.98	-	-

UPDATED 7.7.26

Garwood Elementary School - SBAA - June 30, 2026

ASSETS	Beginning Balance	Debit Amount	Credit Amount	Ending Balance
Wells Cash	5,835.47	2,386.00	(1,777.18)	6,444.29
Investment Cash	12,295.83	-	-	12,295.83
Total Asset Accounts:	18,131.30	2,386.00	(1,777.18)	18,740.12

EQUITY	Beginning Balance	Expense	Revenue	Ending Balance
General	(2,181.18)	150.19	-	(2,030.99)
Faculty	5.43	-	-	5.43
Annual	(445.28)	1,330.00	(2,034.00)	(1,149.28)
Book Fair	(87.05)	-	-	(87.05)
Field Trip	(330.60)	-	(15.00)	(345.60)
Donations	(1,075.73)	-	(200.00)	(1,275.73)
Library	(3,630.77)	296.99	(137.00)	(3,470.78)
Art	(310.87)	-	-	(310.87)
Vending	(37.74)	-	-	(37.74)
Misc. Fundraiser	(1,025.14)	-	-	(1,025.14)
Special Project	(1,789.08)	-	-	(1,789.08)
Drama	(153.20)	-	-	(153.20)
Chromebook Damage	(60.00)	-	-	(60.00)
Student Activities	(4,540.77)	-	-	(4,540.77)
Clothing Closet	(2,523.56)	-	-	(2,523.56)
Cross Country	54.24	-	-	54.24
Total Equity Accounts	(18,131.30)	1,777.18	(2,386.00)	(18,740.12)

Total Asset Accounts	18,131.30	(1,777.18)	2,386.00	18,740.12
Total Equity Accounts	(18,131.30)	1,777.18	(2,386.00)	(18,740.12)
Grand Total	-	-	-	-

UPDATED 7.7.26

Twin Lakes Elementary School - SBAA - June 30, 2026

ASSETS	Beginning Balance	Debit Amount	Credit Amount	Ending Balance
Wells Cash	6,364.42	2,740.39	(2,129.42)	6,975.39
Investment Cash	8,317.49	53.52	-	8,371.01
Total Asset Accounts:	14,681.91	2,793.91	(2,129.42)	15,346.40

EQUITY	Beginning Balance	Expense	Revenue	Ending Balance
General	467.29	54.34	(1,013.52)	(491.89)
Faculty	(466.16)	-	-	(466.16)
Team Houses	(983.14)	400.00	(870.54)	(1,453.68)
Annual	(1,925.64)	239.90	-	(1,685.74)
Book Fair	(2,254.86)	-	-	(2,254.86)
Donations	(6,264.26)	3,835.18	(929.84)	(3,358.92)
Library	(29.44)	-	-	(29.44)
T-Shirt	22.55	-	-	22.55
Student Body	(3,060.40)	-	-	(3,060.40)
Agenda Books	(26.05)	-	-	(26.05)
Misc. Fundraiser	-	-	-	-
DARE	18.20	-	-	
Chromebook Damage	(180.00)	-	-	(180.00)
Total Equity Accounts	(14,681.91)	4,529.42	(2,813.90)	(12,984.59)

Total Asset Accounts	14,681.91	(2,129.42)	2,793.91	15,346.40
Total Equity Accounts	(14,681.91)	4,529.42	(2,813.90)	(12,966.39)
Grand Total	-	2,400.00	(19.99)	2,380.01

UPDATED 7.7.26

Lakeland Middle School - SBAA - June 30, 2026

ASSETS	Beginning Balance	Debit Amount	Credit Amount	Ending Balance
Wells Cash	19,046.37	918.74	(8,586.99)	11,378.12
Cash on Hand	550.00	-	(550.00)	-
Investment Cash	91,152.23	292.94	-	91,445.17
Total Asset Accounts:	110,748.60	1,211.68	(9,136.99)	102,823.29

EQUITY	Beginning Balance	Expense	Revenue	Ending Balance
CC Service Fee	(124.35)	28.11	(12.74)	(108.98)
Kindness Crew	(436.40)	-	-	(436.40)
Chromebook Damage	-	-	-	-
General	(27,361.37)	640.94	(292.94)	(27,013.37)
Faculty	4,591.98	45.00	-	4,636.98
Student Council	(10,741.15)	407.37	(36.00)	(10,369.78)
Student Activities	1,499.64	621.31	-	2,120.95
Annual	(4,016.51)	280.00	(280.00)	(4,016.51)
Library	(183.33)	-	-	(183.33)
Music	(1,206.06)	11.27	-	(1,194.79)
Honor Society	(1,121.54)	47.88	-	(1,073.66)
Concessions	(10,047.60)	-	-	(10,047.60)
School Store	398.49	-	-	398.49
Clothing Closet	(6,532.09)	14.97	-	(6,517.12)
Athletic Activities	(66,867.48)	-	-	(66,867.48)
7th Grade Basketball	285.36	-	-	285.36
8th Grade Basketball	100.00	-	-	100.00
Cross Country	-	-	-	-
Track	689.00	50.00	-	739.00
Volleyball	-	-	-	-
Wrestling	1,022.00	-	-	1,022.00
Sponsors	750.00	350.00	-	1,100.00
Cheerleading	122.94	-	-	122.94
ASB/MISC	17,586.34	987.14	(40.00)	18,533.48

Gates	(13,928.47)	-	-	(13,928.47)
Officials/Wkrs	9,875.00	-	-	9,875.00
Total Equity Accounts	(105,645.60)	3,483.99	(661.68)	(102,823.29)
Total Asset Accounts	110,748.60	(9,136.99)	1,211.68	102,823.29
Total Equity Accounts	(105,645.60)	3,483.99	(661.68)	(102,823.29)
Grand Total	5,103.00	(5,653.00)	550.00	-

UPDATED 7.7.26

Timberlake Middle School - SBAA - June 30, 2026

ASSETS	Beginning Balance	Debit Amount	Credit Amount	Ending Balance
Wells Cash	47,670.39	567.18	(10,201.10)	38,036.47
Cash on Hand	300.00	-	-	300.00
Investment Cash	22,812.80	-	-	22,812.80
Total Asset Accounts:	70,783.19	567.18	(10,201.10)	61,149.27

EQUITY	Beginning Balance	Expense	Revenue	Ending Balance
CC Service Fee	55.60	-	-	55.60
Theatre/Theatre Club	(100.00)	-	-	(100.00)
Altruism	(2,151.92)	1,288.00	-	(863.92)
Amistad	(1,630.40)	1,288.00	-	(342.40)
Isibindi	(2,041.22)	1,288.00	-	(753.22)
Reveur	(2,353.15)	1,288.00	-	(1,065.15)
Chromebook Damage	(24.00)	-	-	(24.00)
General	(8,402.88)	1,474.42	(567.18)	(7,495.64)
Faculty	(125.13)	-	-	(125.13)
Student Council	(5,401.53)	820.44	-	(4,581.09)
Annual	(9,999.33)	2,100.11	-	(7,899.22)
ASB Cards	(14,050.39)	-	-	(14,050.39)
Library	(291.73)	-	-	(291.73)
Textbook Deposits	(1,291.75)	-	-	(1,291.75)
Textbook Fines	(25.00)	-	-	(25.00)
Art & Pottery	(5.00)	-	-	(5.00)
FCS	(27.12)	-	-	(27.12)
Industrial Tech	(587.58)	-	-	(587.58)
Music	(1,219.73)	9.89	-	(1,209.84)
Student Recognition	50.00	-	-	50.00
Concessions	(2,682.63)	140.54	-	(2,542.09)
School Store	(622.43)	-	-	(622.43)
Athletic Activities	(11,632.08)	3,492.36	(2,264.32)	(10,404.04)
7th Grade Basketball	1,254.01	-	(1,254.01)	-

8th Grade Basketball	1,254.01	-	(1,254.01)	-
Cross Country	322.40	-	(322.40)	-
Track	(2,059.93)	2,059.93	-	-
Volleyball	(708.09)	708.09	-	-
Wrestling	636.18	-	(636.18)	-
Cheerleading	25.76	-	(25.76)	-
Gates	(6,948.13)	-	-	(6,948.13)
Total Equity Accounts	(70,783.19)	15,957.78	(6,323.86)	(61,149.27)
Total Asset Accounts	70,783.19	(10,201.10)	567.18	61,149.27
Total Equity Accounts	(70,783.19)	15,957.78	(6,323.86)	(61,149.27)
Grand Total	-	5,756.68	(5,756.68)	-

UPDATED 7.7.26

Lakeland High School - SBAA - June 30, 2026

ASSETS	Beginning Balance	Debit Amount	Credit Amount	Ending Balance
Wells Cash	53,016.93	963.00	(67,772.27)	(13,792.34)
Cash on Hand	3,500.00	-	-	3,500.00
Investment Cash	341,879.41	-	-	341,879.41
Total Asset Accounts:	398,396.34	963.00	(67,772.27)	331,587.07

EQUITY	Beginning Balance	Expense	Revenue	Ending Balance
AG Natural Resources	(1,906.24)	-	-	(1,906.24)
CC Service Fee	1,256.92	-	-	1,256.92
Game Club	(25.30)	-	-	(25.30)
Legacy/Legacy	(30,291.62)	-	-	(30,291.62)
Chromebook Damage	(13,621.00)	13,621.00	-	-
General	(25,860.72)	3,468.66	-	(22,392.06)
Lakeland Strong	(17,709.68)	88.39	-	(17,621.29)
Faculty	(4,651.64)	2,500.00	-	(2,151.64)
Student Council	(4,986.48)	270.34	-	(4,716.14)
Annual	5,373.59	2,657.18	-	8,030.77
Freshman Class	-	-	-	-
Sophomore Class	(367.27)	-	-	(367.27)
Junior Class	(156.02)	-	-	(156.02)
Senior Class	(4,828.93)	227.24	-	(4,601.69)
Library	(18,772.05)	560.00	-	(18,212.05)
Textbook Deposits	(3,164.04)	-	-	(3,164.04)
Textbook Fines	(85.58)	85.58	-	-
BPA	(7,365.80)	-	-	(7,365.80)
Touch of Gold	(521.12)	-	-	(521.12)
Newspaper	(598.87)	-	-	(598.87)
Art & Pottery	316.06	200.00	-	516.06
FCCLA	(610.13)	209.57	-	(400.56)
YEA	(9,221.68)	-	-	(9,221.68)
Shop Club	(11,839.64)	19.59	-	(11,820.05)

Hello Hawks	(5,163.21)	-	-	(5,163.21)
Music	(597.97)	1,286.26	-	688.29
Drama	(9,563.62)	98.00	-	(9,465.62)
Dist 1 Drama	-	-	-	-
Renaissance	(1,432.96)	-	-	(1,432.96)
Chess	(20.00)	-	-	(20.00)
Honor Society	(898.17)	-	-	(898.17)
IDFY	(877.51)	23.94	-	(853.57)
Parking	(2,616.68)	-	-	(2,616.68)
Locker Fines	(86.27)	-	-	(86.27)
HOSA	(65.43)	-	-	(65.43)
Service LRN	(717.95)	-	-	(717.95)
Parker Toyota	(235.00)	-	-	(235.00)
Science	(755.14)	-	-	(755.14)
Robotics	(598.27)	-	-	(598.27)
Go On Challenge	(49,322.49)	31.11	-	(49,291.38)
The Social Bean	(420.79)	-	-	(420.79)
Key Club	(1,032.06)	-	-	(1,032.06)
Athletic Activities	(60,305.02)	8,501.53	-	(51,803.49)
Football	36,604.34	13,367.52	-	49,971.86
L Football	1,544.80	2,691.34	-	4,236.14
Baseball	5,199.35	18.00	-	5,217.35
L Baseball	(8,870.06)	18.00	-	(8,852.06)
Softball	6,325.55	27.00	-	6,352.55
L Softball	(861.13)	222.14	(954.00)	(1,592.99)
Boys Basketball	4,366.53	-	-	4,366.53
L Boys Basketball	(1,612.72)	-	-	(1,612.72)
Girls Basketball	2,294.29	-	-	2,294.29
L Girls Basketball	(2,881.83)	4,972.31	-	2,090.48
Boys Soccer	3,369.54	20.00	-	3,389.54
L Boys Soccer	(3,469.15)	520.00	-	(2,949.15)
Girls Soccer	3,518.31	20.00	-	3,538.31
L Girls Soccer	(386.00)	-	-	(386.00)
Cross Country	1,286.10	-	-	1,286.10
L Cross Country	(11,283.43)	-	-	(11,283.43)
Track	5,211.87	1,043.41	-	6,255.28

L Track	(9,685.12)	3,170.66	-	(6,514.46)
Volleyball	5,598.10	-	-	5,598.10
L Volleyball	(13,620.14)	904.80	-	(12,715.34)
Wrestling	3,701.99	-	(9.00)	3,692.99
L Wrestling	(6,106.11)	-	-	(6,106.11)
L Dist Wrestling	(934.08)	-	-	(934.08)
Tennis	448.89	-	-	448.89
Golf	4,400.70	-	-	4,400.70
L Golf	(5,194.22)	-	-	(5,194.22)
L Golf Tournament	-	-	-	-
L Sponsors	(17,292.00)	680.00	-	(16,612.00)
Cheerleading	1,004.70	-	-	1,004.70
L Cheerleading	(4,151.44)	4,042.32	-	(109.12)
ASB/MISC	(24,077.74)	-	-	(24,077.74)
Concessions	(38,549.85)	1,514.33	-	(37,035.52)
Vending-Soft Drinks	(3,642.42)	-	-	(3,642.42)
L Tennis	(1,560.16)	-	-	(1,560.16)
L Dance Club	(357.58)	-	-	(357.58)
L Swim Club	(4,186.24)	-	-	(4,186.24)
L Dist Cheer	1,684.29	-	-	-
Dance	493.00	-	-	493.00
Swim	1,821.50	-	-	1,821.50
Gates	(80,003.21)	692.05	-	(79,311.16)
Officials/Workers	35,800.22	-	-	35,800.22
Total Equity Accounts	(398,396.34)	67,772.27	(963.00)	(333,271.36)
Total Asset Accounts	398,396.34	(67,772.27)	963.00	331,587.07
Total Equity Accounts	(398,396.34)	67,772.27	(963.00)	(331,587.07)
Grand Total	-	-	-	-

UPDATED 7.7.26

Timberlake High School - SBAA - June 30, 2026

ASSETS	Beginning Balance	Debit Amount	Credit Amount	Ending Balance
Wells Cash	122,035.70	-	(38,228.61)	83,807.09
Cash on Hand	2,000.00	-	-	2,000.00
Investment Cash	202,496.29	-	-	202,496.29
Total Asset Accounts:	326,531.99	-	(38,228.61)	288,303.38

EQUITY	Beginning Balance	Expense	Revenue	Ending Balance
CC Service Fee	362.10	-	-	362.10
Special Project	(500.00)	-	-	(500.00)
Tiger Den	(6,889.15)	-	-	(6,889.15)
Legacy	(2,791.42)	48.54	-	(2,742.88)
Chromebook Damage	(12,113.82)	-	-	(12,113.82)
General	(16,952.58)	2,030.39	-	(14,922.19)
Faculty	(896.42)	42.00	-	(854.42)
Student Council	(3,863.14)	-	-	(3,863.14)
Annual	(16,095.54)	80.00	-	(16,015.54)
Freshman Class	(806.93)	-	-	(806.93)
Sophomore Class	(1,202.32)	-	-	(1,202.32)
Junior Class	(1,735.38)	-	-	(1,735.38)
Senior Class	(5,214.12)	2,265.60	-	(2,948.52)
Library Book Fine	(496.57)	-	-	(496.57)
Textbook Deposits	(158.44)	-	-	(158.44)
Textbook Fines	(171.72)	-	-	(171.72)
BPA	(150.57)	-	-	(150.57)
Speech Arts	(1,512.84)	-	-	(1,512.84)
Screen Printing	25.00	-	-	25.00
Art & Pottery	(875.65)	-	-	(875.65)
FCCLA	(1,831.98)	-	-	(1,831.98)
Wood Shop	(3,886.77)	-	-	(3,886.77)
Music	(4,646.07)	65.97	-	(4,580.10)
Drama	(1,454.85)	-	-	(1,454.85)

Quiz Team	75.00	-	-	75.00
Student Recognition	(356.13)	56.00	-	(300.13)
Honor Society	(235.01)	-	-	(235.01)
NISTAR	400.00	-	-	400.00
IDFY	(9.72)	-	-	(9.72)
Parking	(6,204.64)	-	-	(6,204.64)
Parker Toyota	-	-	-	-
Science	(113.20)	-	-	(113.20)
Math	(720.56)	-	-	(720.56)
NOT	(980.61)	-	-	(980.61)
School Store	(957.12)	-	-	(957.12)
Greenhouse	(472.74)	-	-	(472.74)
Field Development	(1,545.49)	-	-	(1,545.49)
Donations	-	-	-	-
Scholarship	(1,636.69)	-	-	(1,636.69)
Cable Com/Tiger	-	-	-	-
College and Career	(908.13)	-	-	(908.13)
Timberlake Coffee	(488.43)	-	-	(488.43)
Livestock Club	(37,560.38)	316.51	-	(37,243.87)
Athletic Activities	80.14	64.59	-	144.73
Football	(23,744.48)	366.42	-	(23,378.06)
L Football	1,139.70	-	-	1,139.70
Baseball	(30,401.09)	18,799.82	-	(11,601.27)
L Baseball	574.76	-	-	574.76
Softball	(10,577.09)	567.38	-	(10,009.71)
L Softball	-	36.00	-	36.00
Boys Basketball	(6,688.81)	-	-	(6,688.81)
L Boys Basketball	375.00	-	-	375.00
Girls Basketball	(50.70)	-	-	(50.70)
L Girls Basketball	405.00	-	-	405.00
Boys Soccer	(942.60)	-	-	(942.60)
L Boys Soccer	1,440.47	56.53	-	1,497.00
Girls Soccer	(174.81)	-	-	(174.81)
L Girls Soccer	1,512.47	-	-	1,512.47
Cross Country	121.42	-	-	121.42
L Cross Country	366.72	-	-	366.72

Track	(3,186.38)	425.77	-	(2,760.61)
L Track	573.00	72.00	-	645.00
Volleyball	(2,457.42)	-	-	(2,457.42)
L Volleyball	-	-	-	-
Wrestling	(6,526.28)	-	-	(6,526.28)
L Wrestling	3,231.50	-	-	3,231.50
Golf	(4,682.59)	-	-	(4,682.59)
L Golf	690.00	-	-	690.00
L Golf Tournament	(725.47)	-	-	(725.47)
L Sponsors	-	-	-	-
Cheerleading	(35,062.03)	7,933.19	-	(27,128.84)
L Cheerleading	156.50	-	-	156.50
ASB/MISC	(19,101.98)	-	-	(19,101.98)
Concessions	(10,502.34)	93.16	-	(10,409.18)
Photography	(12,286.17)	4,010.55	-	
Vending-Soft Drinks	(27.96)	-	-	(27.96)
IML	(11,464.87)	898.19	-	(10,566.68)
Gates	(28,714.85)	-	-	(28,714.85)
Officials/Workers	8,115.00	-	-	8,115.00
Athletic Trainer	(2,422.72)	-	-	(2,422.72)
Total Equity Accounts	(326,531.99)	38,228.61	-	(280,027.76)
Total Asset Accounts	326,531.99	(38,228.61)	-	288,303.38
Total Equity Accounts	(326,531.99)	38,228.61	-	(288,303.38)
Grand Total	-	-	-	-

UPDATED 7.7.26

Mountain View Alternative High School - SBAA - June 30, 2026

ASSETS	Beginning Balance	Debit Amount	Credit Amount	Ending Balance
Wells Cash	11,349.53	466.90	(541.15)	11,275.28
Investments	10,461.61	70.77	(37.15)	10,495.23
Total Asset Accounts:	21,811.14	537.67	(578.30)	21,770.51

EQUITY	Beginning Balance	Expense	Revenue	Ending Balance
Chromebook Damage	(200.00)	214.00	(14.00)	-
General	(4,799.88)	-	(33.62)	(4,833.50)
Annual	(2,660.93)	-	-	(2,660.93)
Senior Class	(16.84)	-	-	(16.84)
Moose Gear	(1,310.96)	-	-	(1,310.96)
Moose Moose Coffee	(223.65)	-	-	(223.65)
Touch of Gold	(723.12)	-	(145.75)	(868.87)
Drama	(234.83)	-	-	(234.83)
IDFY	(1,013.10)	-	-	(1,013.10)
Greenhouse	(226.71)	-	-	(226.71)
Donations	(10,401.12)	290.00	(270.00)	(10,381.12)
Total Equity Accounts	(21,811.14)	504.00	(463.37)	(21,770.51)

Total Asset Accounts	21,811.14	(578.30)	537.67	21,770.51
Total Equity Accounts	(21,811.14)	504.00	(463.37)	(21,770.51)
Grand Total	-	(74.30)	74.30	-

UPDATED 7.7.26