# Eastern Middle School

Student Survey

Spring 2026

| Composite Score | Percent Positive Responses: Student |
|---|---|
| Eastern Middle School | 77% |

# Survey Metrics

| Date Metrics | | Deployment Metrics | |
|---|---|---|---|
| Start Date: | 2-Jun-26 | Total Invitations: | 4,271 |
| End Date: | 22-Jun-26 | Delivered: | 4,271 |

Data Sources Selected

Single-Use Survey Passwords

Report Properties

Language

**Filter Details:** (676)

| | | | |
|---|---|---|---|
| Name | EMS | | |
| Condition(s) | C1: Q2.School | is one of the following | Eastern Middle School |
| Logic | Match All Condition(s) | | |

# Advanced Frequency Report

Q 3 Grade

| Responses | Count | % |
|---|---|---|
| P3 | 0 | 0% |
| PK | 0 | 0% |
| K | 0 | 0% |
| 01 | 0 | 0% |
| 02 | 0 | 0% |
| 03 | 0 | 0% |
| 04 | 0 | 0% |
| 05 | 0 | 0% |
| 06 | 239 | 35% |
| 07 | 209 | 31% |
| 08 | 228 | 34% |

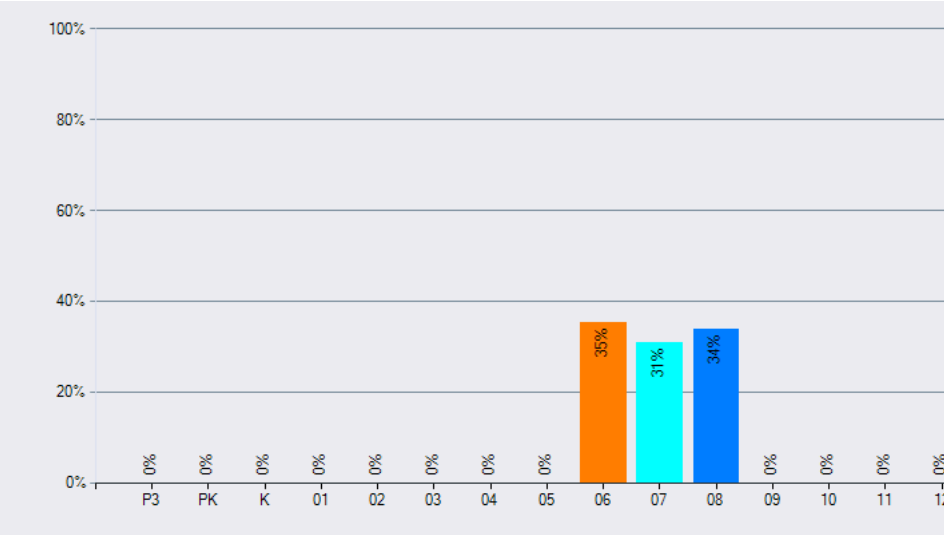

| | | |
|---|---|---|
| 09 | 0 | 0% |
| 10 | 0 | 0% |
| 11 | 0 | 0% |
| 12 | 0 | 0% |
| SP | 0 | 0% |
| **Total Responses** | **676** | |

Q 4 1. How connected do you feel to the adults at your school ?

| Responses | Count | % |
|---|---|---|
| Extremely connected | 70 | 10% |
| Quite connected | 408 | 60% |
| Slightly connected | 176 | 26% |
| Not at all connected | 22 | 3% |
| **Total Responses** | **676** | |

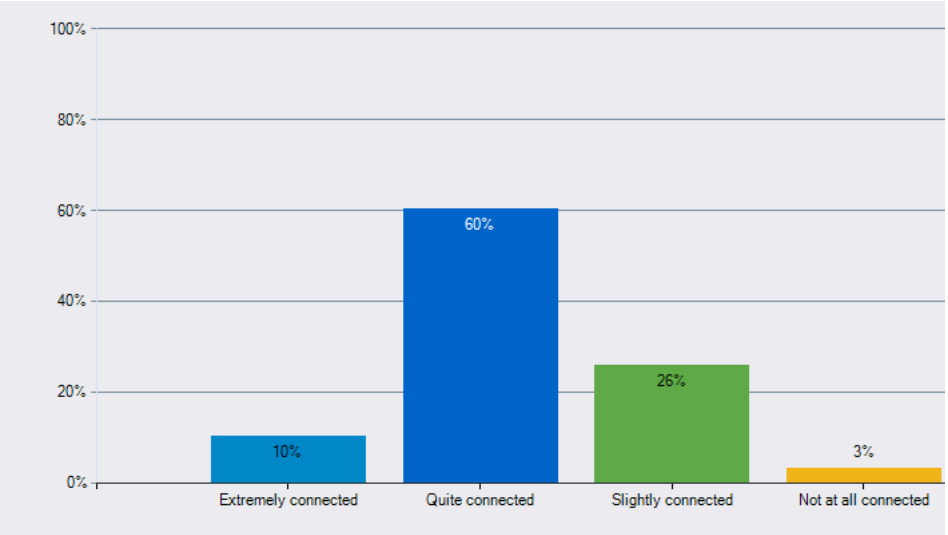


Q 5 2. How well do people at your school understand you as a person?

| Responses | Count | % |
|---|---|---|
| Completely understand | 130 | 19% |
| Understand quite a bit | 411 | 61% |
| Understand a little | 120 | 18% |
| Do not understand at all | 13 | 2% |
| **Total Responses** | **674** | |

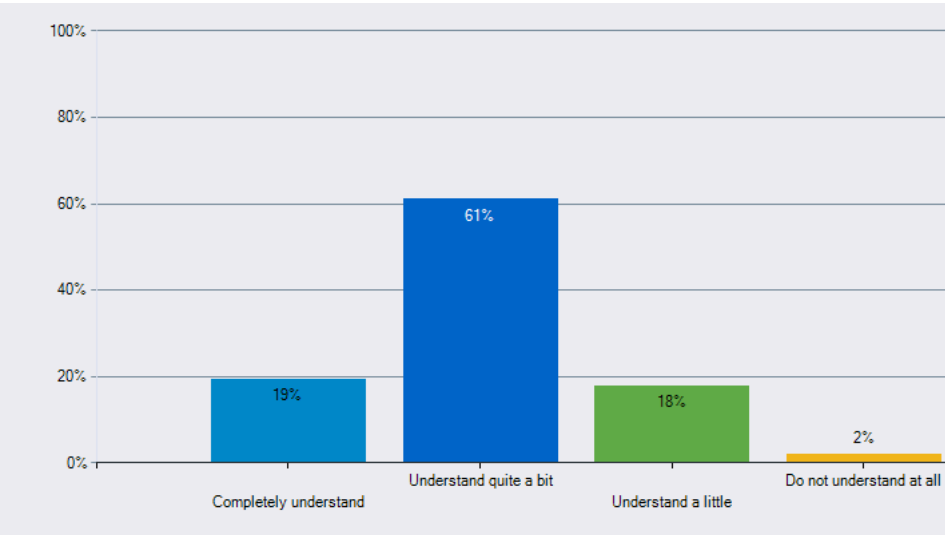


Q 6 3. How much do you matter to others at this school?

| Responses | Count | % |
|---|---|---|
| Matter a tremendous amount | 131 | 19% |
| Matter quite a bit | 396 | 59% |
| Matter a little bit | 134 | 20% |
| Do not matter at all | 12 | 2% |
| **Total Responses** | **673** | |

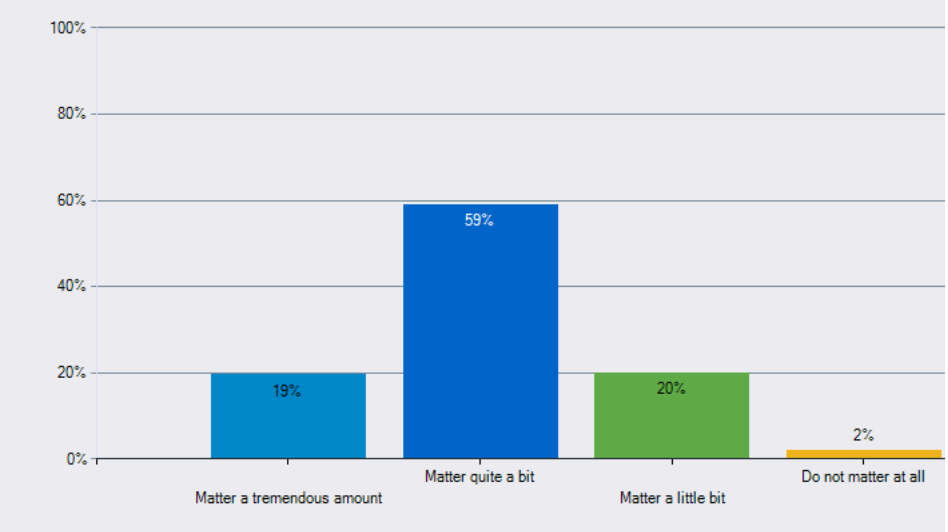


Q 7 4. How much respect do students in your school show you?

| Responses | Count | % |
|---|---|---|
| A tremendous amount of respect | 132 | 20% |
| Quite a bit of respect | 394 | 58% |
| A little bit of respect | 129 | 19% |
| No respect at all | 21 | 3% |
| **Total Responses** | **676** | |

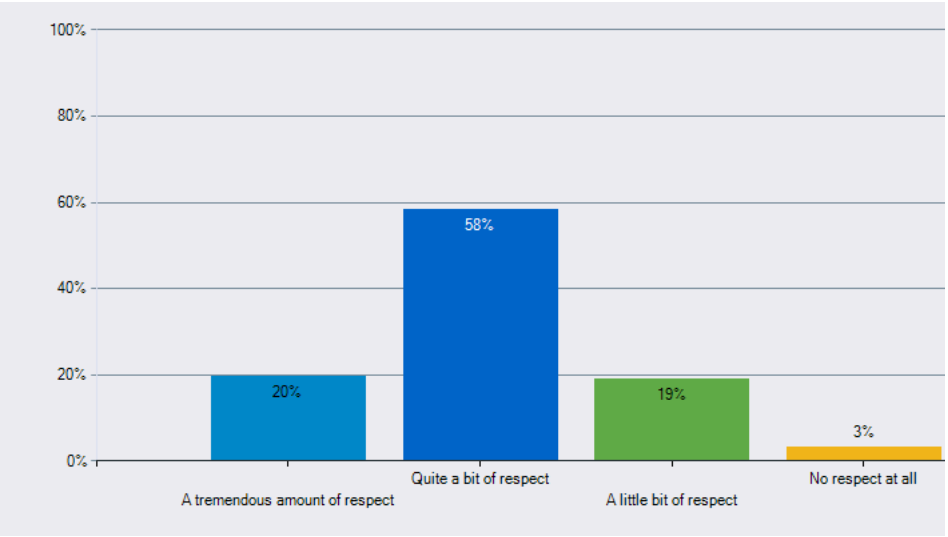


Q 8 5. Overall, how much do you feel like you belong at your school?

| Responses | Count | % |
|---|---|---|
| Completely belong | 291 | 43% |
| Belong quite a bit | 295 | 44% |
| Belong a little bit | 72 | 11% |
| Do not belong at all | 17 | 3% |
| **Total Responses** | **675** | |

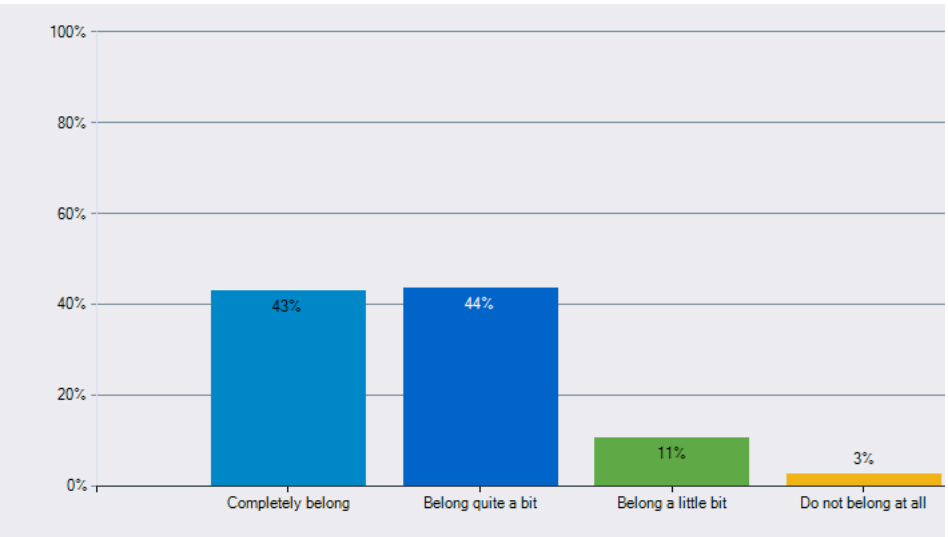

Q 9 6. How often are people disrespectful to others at your school?

| Responses | Count | % |
|---|---|---|
| Almost never | 141 | 21% |
| Once in a while | 337 | 50% |
| Frequently | 159 | 24% |
| Almost always | 38 | 6% |
| **Total Responses** | **675** | |

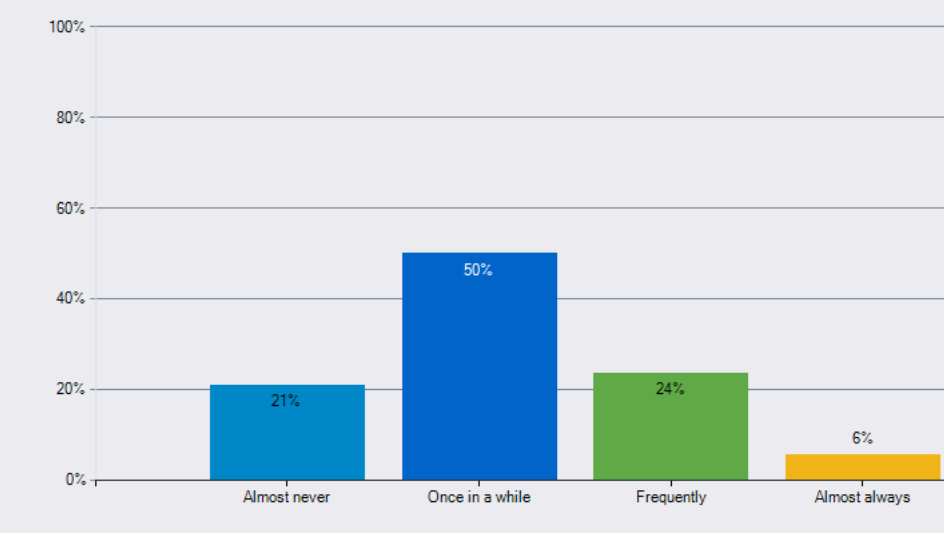


Q 10 7. If a student is bullied in school, how difficult is it for him/her to get help from an adult?

| Responses | Count | % |
|---|---|---|
| Not at all difficult | 293 | 44% |
| Slightly difficult | 294 | 44% |
| Quite difficult | 66 | 10% |
| Extremely difficult | 19 | 3% |
| **Total Responses** | **672** | |

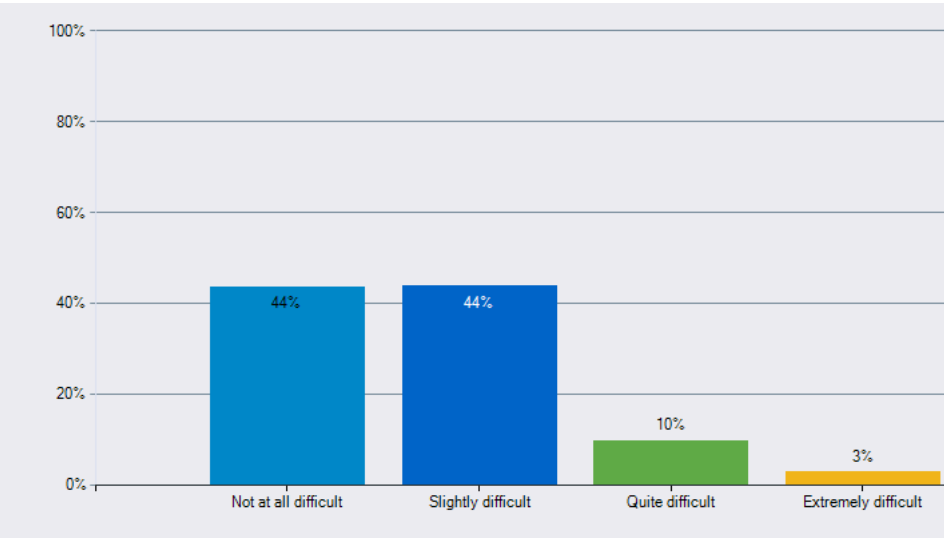


Q 11 8. How likely is it that someone from your school will bully you online?

| Responses | Count | % |
|---|---|---|
| Not at all likely | 449 | 67% |
| Slightly likely | 176 | 26% |
| Quite likely | 36 | 5% |
| Extremely likely | 10 | 1% |
| **Total Responses** | **671** | |

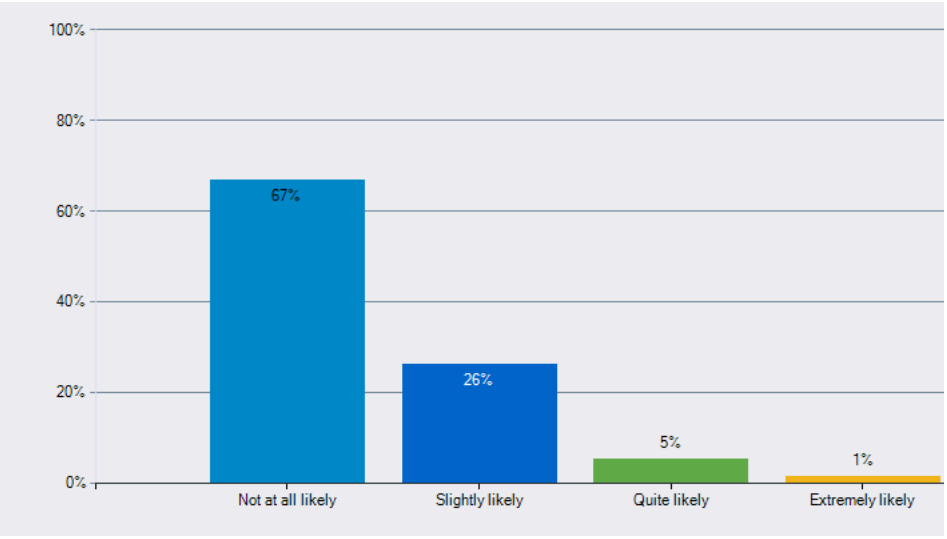

Q 12 9. How often do you worry about violence at your school?

| Responses | Count | % |
|---|---|---|
| Almost never | 543 | 81% |
| Once in a while | 114 | 17% |
| Frequently | 9 | 1% |
| Almost always | 8 | 1% |
| **Total Responses** | **674** | |

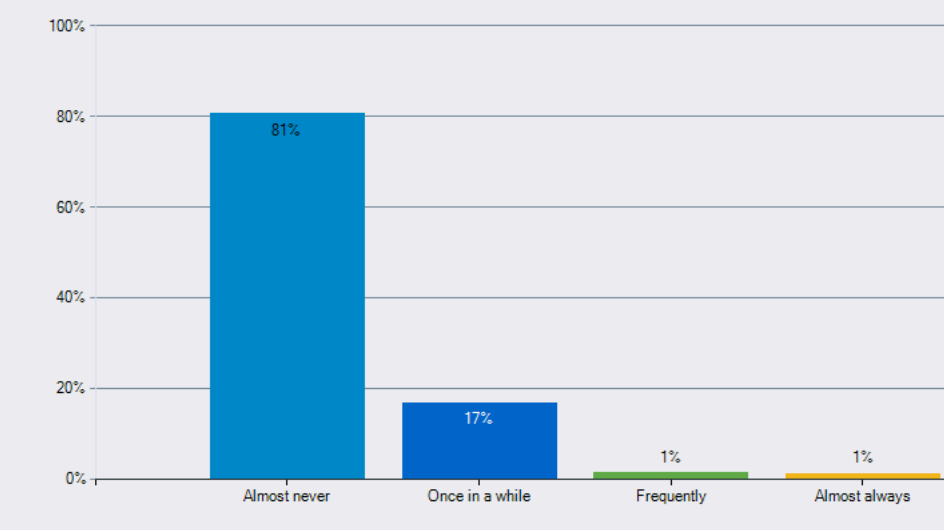


Q 13 10. At your school, how unfairly do the adults treat the students?

| Responses | Count | % |
|---|---|---|
| Not at all unfairly | 266 | 40% |
| Slightly unfairly | 318 | 47% |
| Quite unfairly | 56 | 8% |
| Extremely unfairly | 33 | 5% |
| **Total Responses** | **673** | |

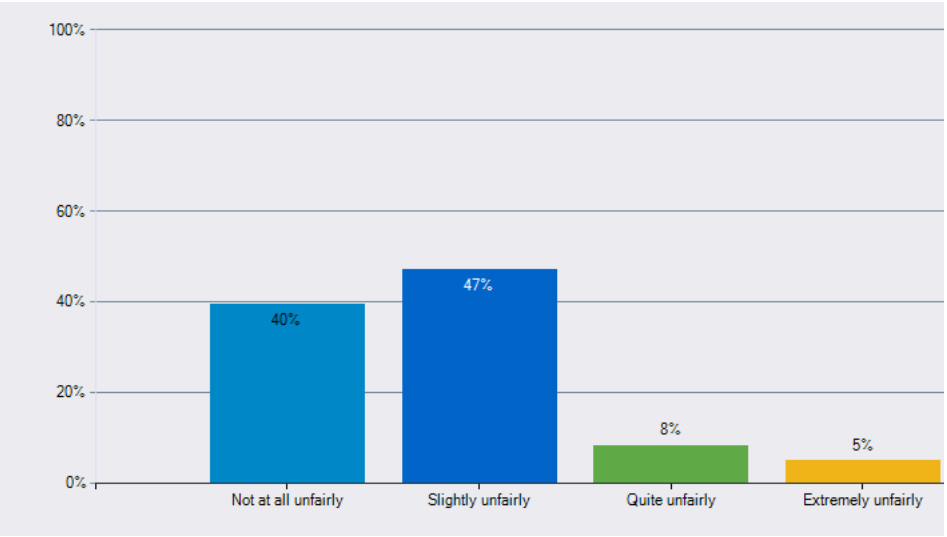


Q 14 11. How often do students get into physical fights at your school?

| Responses | Count | % |
|---|---|---|
| Almost never | 546 | 81% |
| Once in a while | 113 | 17% |
| Frequently | 7 | 1% |
| Almost always | 8 | 1% |
| **Total Responses** | **674** | |

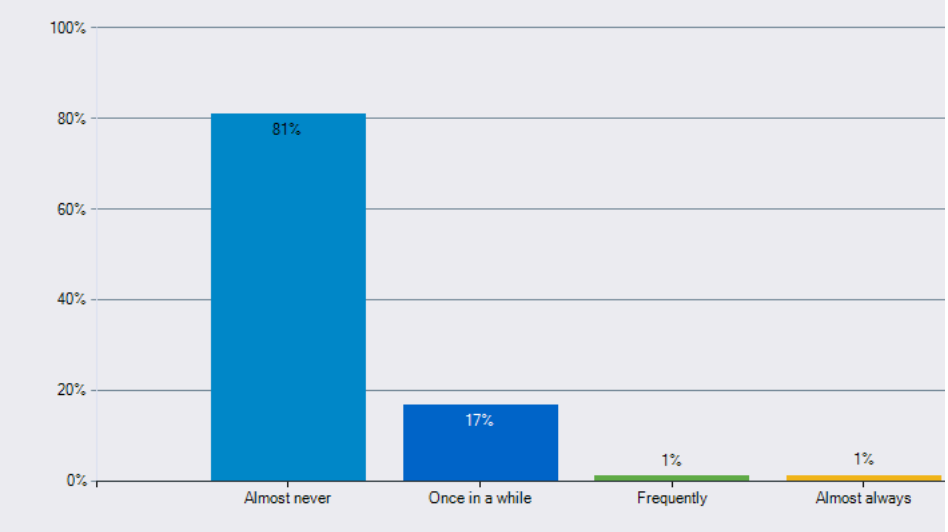


Q 15 12. How interesting do you find the things you learn in your classes?

| Responses | Count | % |
|---|---|---|
| Extremely interesting | 55 | 8% |
| Quite interesting | 350 | 52% |
| Slightly interesting | 212 | 32% |
| Not at all interesting | 56 | 8% |
| **Total Responses** | **673** | |

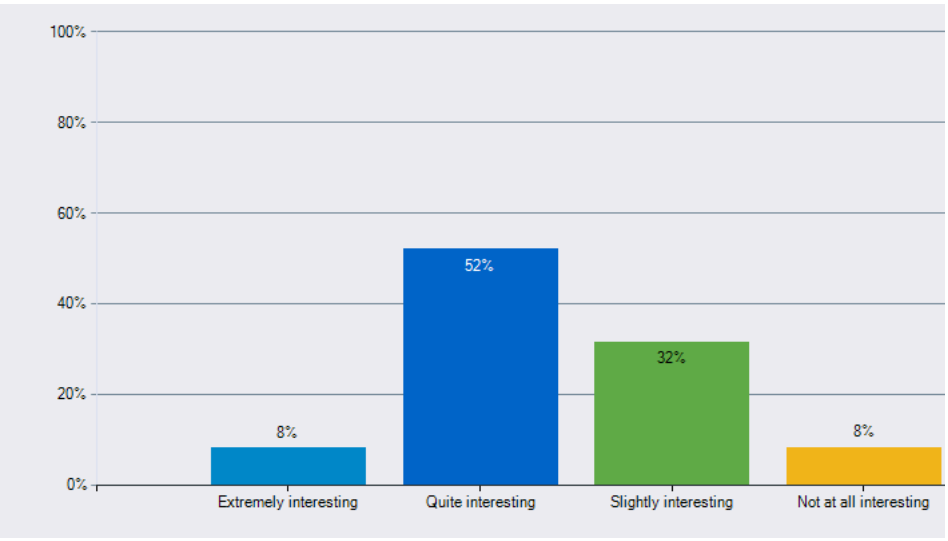


Q 16 13. How useful do you think school will be to you in the future?

| Responses | Count | % |
|---|---|---|
| Extremely useful | 231 | 34% |
| Quite useful | 257 | 38% |
| Slightly useful | 149 | 22% |
| Not at all useful | 33 | 5% |
| **Total Responses** | **670** | |

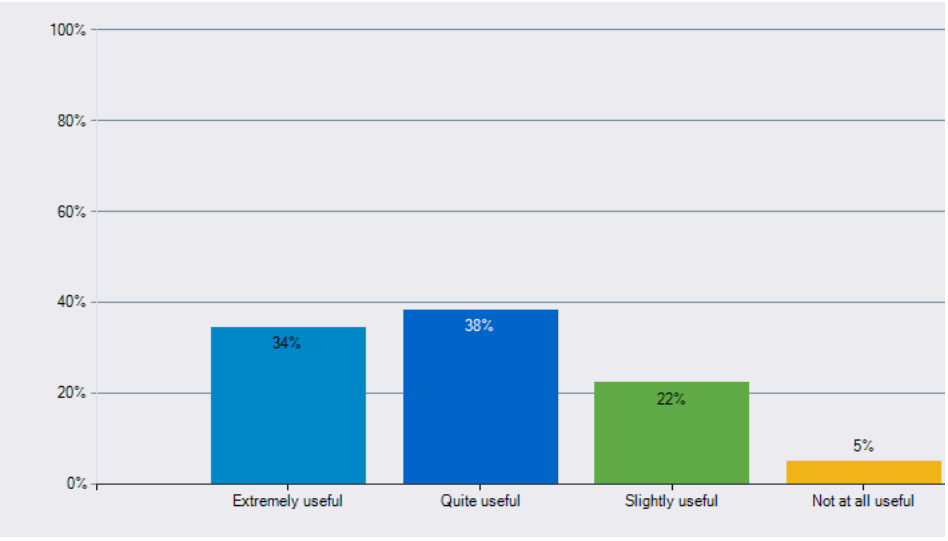

Q 17 14. How important is it to you to do well in your classes?

| Responses | Count | % |
|---|---|---|
| Extremely important | 381 | 57% |
| Quite important | 237 | 35% |
| Slightly important | 42 | 6% |
| Not at all important | 8 | 1% |
| **Total Responses** | **668** | |

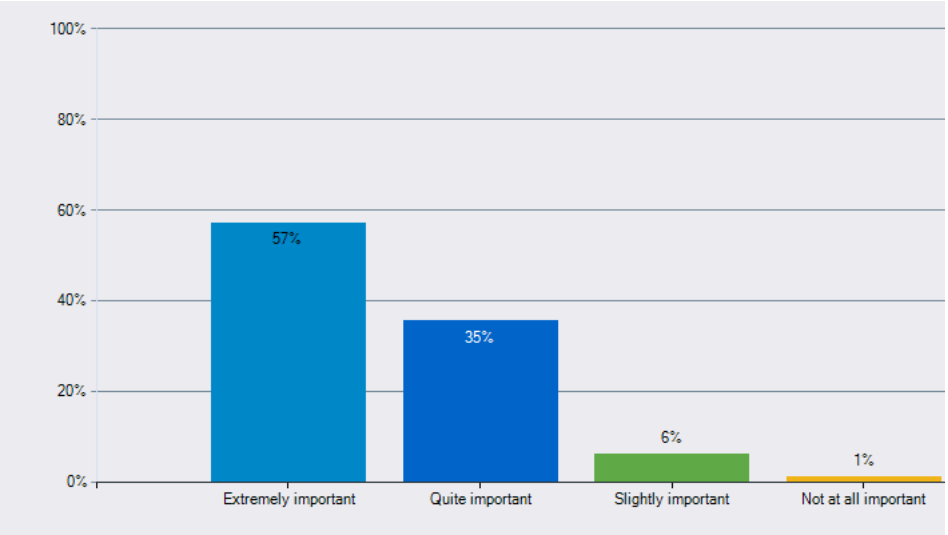


Q 18 15. How much do you see yourself as someone who appreciates school?

| Responses | Count | % |
|---|---|---|
| A tremendous amount | 149 | 22% |
| Quite a bit | 339 | 51% |
| A little bit | 145 | 22% |
| Not at all | 36 | 5% |
| **Total Responses** | **669** | |

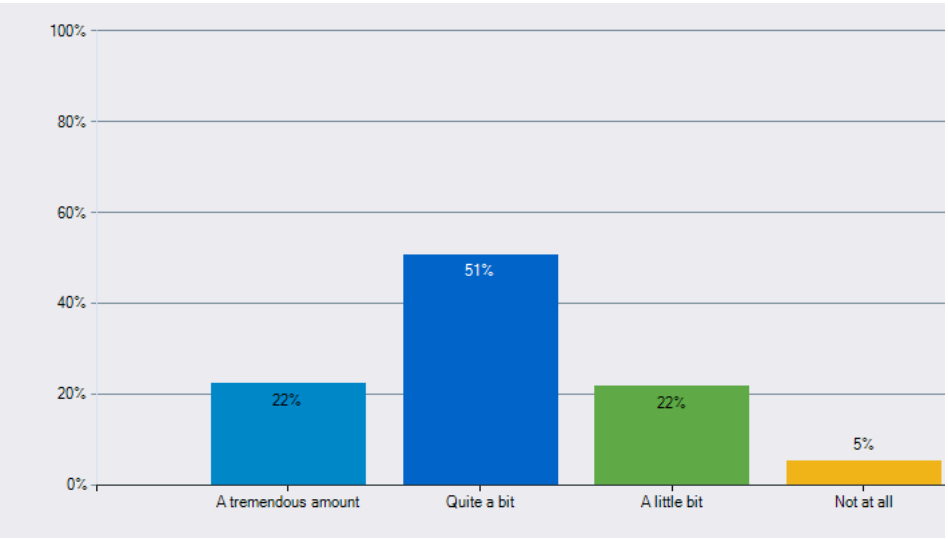


Q 19 16. How often do you use ideas from school in your daily life?

| Responses | Count | % |
|---|---|---|
| Almost always | 53 | 8% |
| Frequently | 248 | 37% |
| Once in a while | 290 | 43% |
| Almost never | 80 | 12% |
| **Total Responses** | **671** | |

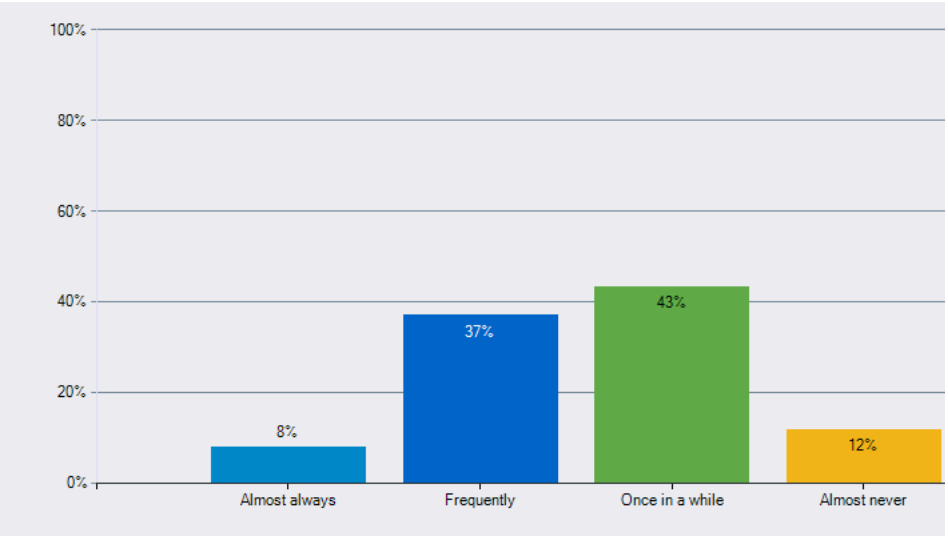

Percentage values may exceed 100% because of rounding.