DENTON ISD

Quarterly Investment Report

AS OF JUNE 30, 2026

MEEDER

PUBLIC FUNDS

OBSERVATIONS AND EXPECTATIONS

MEEDER PUBLIC FUNDS

- The Fed delivers a hawkish tone at the June FOMC meeting
- Headline CPI is at the highest level since 2023 primarily due to energy price increases
- U.S. economic growth looks strong for the second quarter of 2026
- Shorter-term interest rates increased in June with a Fed hike projected later this year

- At the end of February (prior to the Iran conflict), the futures market was pricing in approximately 2.5 quarter point cuts by December 2026.
- At the end of June, futures market data were projecting the Fed to hike later this year.

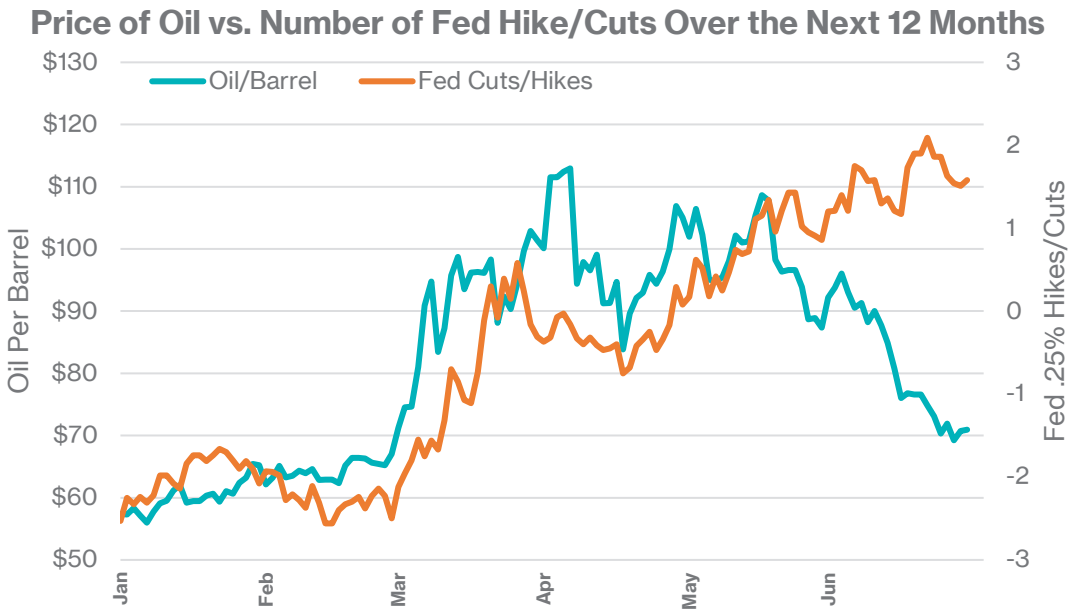

SOURCE: BLOOMBERG

- Q1 2026's GDP was recently revised up from 1.6% to 2.1%.
- This growth surge was primarily driven by lower imports and stronger business investment, even though underlying consumer spending was weak.
- Q2 2026 GDP is projected by Bloomberg surveyed economists to be 2.5%.

SOURCE: BLOOMBERG,

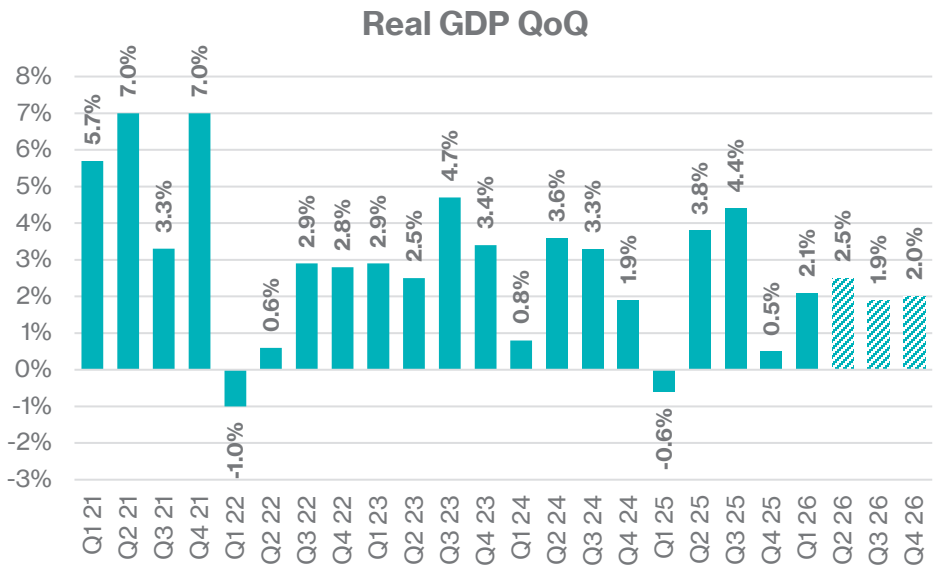

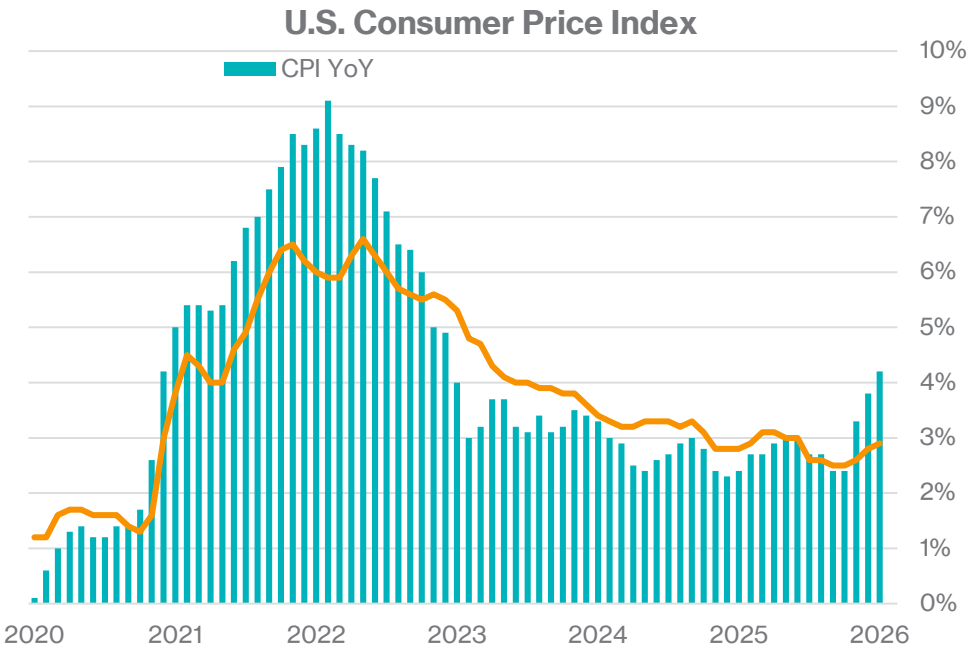

- U.S. inflation data released in May, accelerated to the fastest pace since 2023.
- A surge in energy prices accounted for most of the recent advance.
- However, the recent decline in oil prices should push inflation's rate of change lower for June.

SOURCE: BLOOMBERG

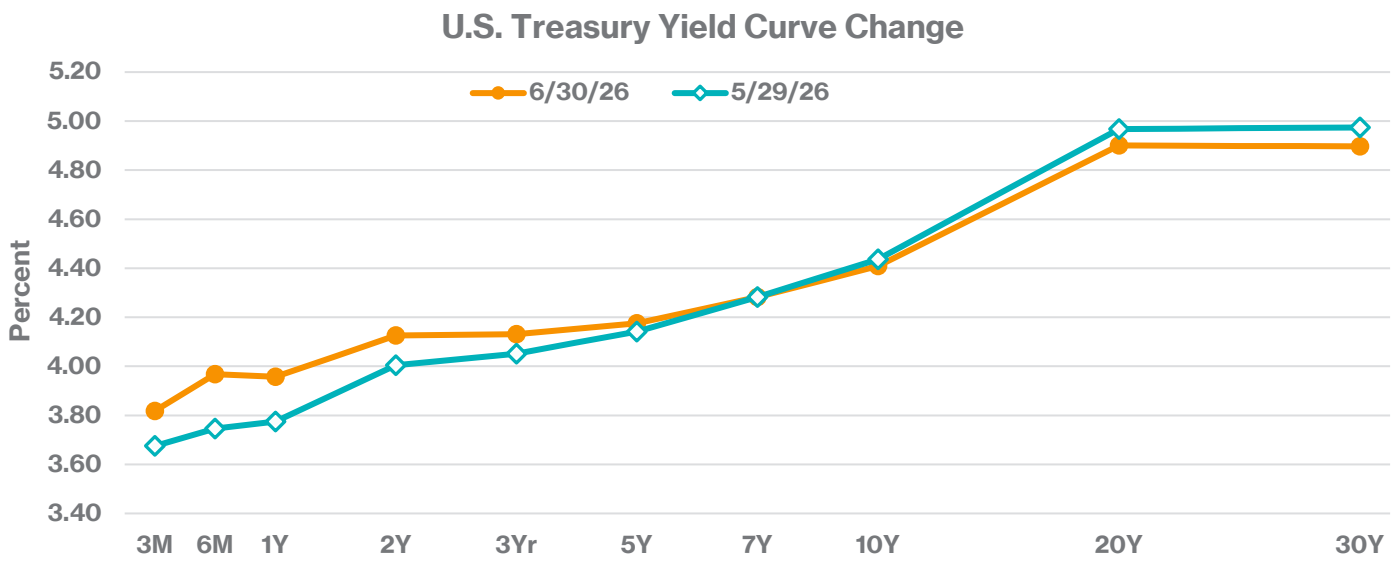

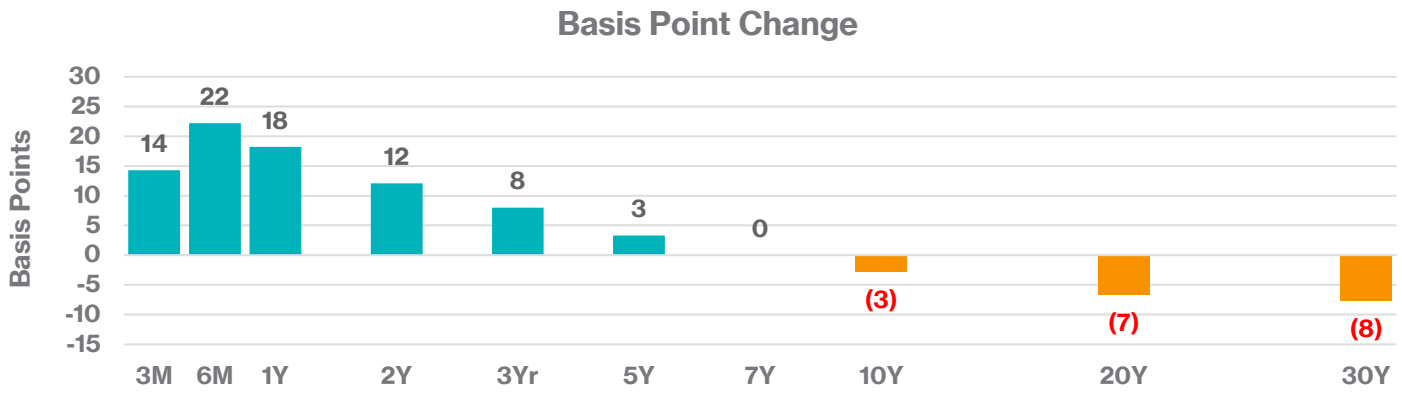

SOURCES: BLOOMBERG

MEEDER
PUBLIC FUNDS

Compliance Certification

The undersigned acknowledge they have reviewed this quarterly investment report for the period ending June 30, 2026. Officials designated as investment officers by this entity's Investment Policy attest that all investments comply with the Texas Public Funds Investment Act and this entity's Investment Policy.

Dr. Jeremy Thompson, Deputy Superintendent

Vicki Garcia, Executive Director of Financial Operations

Julie Simpson, Director of Finance

MEEDER PUBLIC FUNDS

Contents

Portfolio Statistics	7
Quarterly Portfolio Summary	8
Quarterly Portfolio Summary By Fund	9
Portfolio Overview	10
Summary by Type	11
Position Statement	14
Cash Reconciliation Report	21
Transaction Statement	23
Amortization Schedule	25
Accrued Interest Schedule	27
Earnings by Fund	31
Projected Cashflows	35
Change in Value	39

MEEDER
PUBLIC FUNDS

Portfolio Statistics

3.67
Weighted Average Yield to Maturity

0.10
Weighted Average Maturity (Years)

0.10
Portfolio Effective Duration (Years)

0.10
Weighted Average Life (Years)

AA
Average Credit Rating

Portfolio Position

Par Value	$960,106,337
Principal Cost	$956,718,527
Book Value	$958,977,407
Market Value	$959,013,064
Unrealized Gain/Loss	$35,657
Accrued Interest	$2,316,103

Maturity Distribution

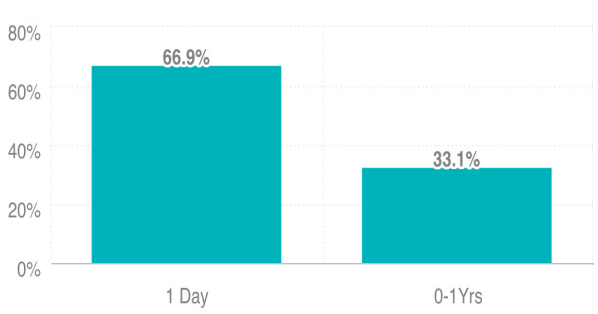

Sector Allocation

LGIP	32.86%
Money Market Funds	32.27%
Commercial Paper	18.68%
U.S. Treasuries	14.42%
Bank Deposits	1.13%
Treasury SLGS	0.63%

MEEDER PUBLIC FUNDS

Quarterly Portfolio Summary

This quarterly report is prepared in compliance with the Investment Policy and the Strategy of this entity and the Public Funds Investment Act (Chapter 2256, Texas Government Code).

Portfolio as of March 31, 2026

BEGINNING BOOK VALUE	$1,109,602,642.84
BEGINNING MARKET VALUE	$1,110,001,133.40
UNREALIZED GAIN/(LOSS)	$398,490.56
WEIGHTED AVERAGE MATURITY (YEARS)	0.19
WEIGHTED AVERAGE YIELD	3.82

Portfolio as of June 30, 2026

ENDING BOOK VALUE	$958,977,406.82
ENDING MARKET VALUE	$959,013,063.97
INVESTMENT INCOME FOR THE PERIOD	$9,794,099.62
UNREALIZED GAIN/(LOSS)	$35,657.15
CHANGE IN UNREALIZED GAIN/(LOSS)	($362,833.41)
WEIGHTED AVERAGE MATURITY (YEARS)	0.10
WEIGHTED AVERAGE YIELD	3.67

MEEDER PUBLIC FUNDS

Quarterly Portfolio Summary By Fund

PORTFOLIO MARKET VALUE BY FUND	03/31/2026	06/30/2026	CHANGE	INTEREST EARNED
2018 BONDS - SERIES 2018	853,546.64	755,248.33	-98,298.31	7,347.19
2020 BONDS - SERIES 2020	11,233,131.53	6,842,130.13	-4,391,001.40	38,129.15
2023 BONDS-SERIES 2023	381,072,128.14	318,356,048.71	-62,716,079.43	3,347,339.38
2023 BONDS-SERIES 2025A	153,967,777.01	147,266,797.33	-6,700,979.68	1,498,281.43
2023 BONDS-SERIES 2025B	197,282,287.25	190,924,852.18	-6,357,435.08	1,759,974.25
CHILD NUTRITION ACCOUNT	4,650,308.47	3,873,205.68	-777,102.79	19,989.96
DATCU SPECIAL REVENUE FUND	1,610,209.58	1,612,767.77	2,558.19	15,591.50
DEBT SERVICE	181,990,234.83	156,776,577.73	-25,213,657.10	1,811,620.61
GENERAL OPERATING	169,978,858.49	123,579,228.16	-46,399,630.33	1,251,732.84
PAYROLL ACCOUNT	2,871,519.03	3,904,529.95	1,033,010.92	3,091.79
REPLACEMENT CYCLE ACCOUNT	4,135,711.13	4,763,018.87	627,307.74	37,763.69
WORKER'S COMPENSATION ACCOUNT	355,421.30	358,659.14	3,237.84	3,237.84
TOTAL	**1,110,001,133.40**	**959,013,063.97**	**-150,988,069.43**	**9,794,099.62**

MEEDER PUBLIC FUNDS

Portfolio Overview

SECURITY TYPE	PAR VALUE	MARKET VALUE	BOOK VALUE	% OF PORTFOLIO	DAYS TO MATURITY	YIELD
Bank Deposits	10,860,924.18	10,860,924.18	10,860,924.18	1.13%	1	0.00
LGIP	315,107,200.93	315,107,200.93	315,107,200.93	32.86%	1	3.68
Treasury SLGS	6,059,560.01	6,059,560.01	6,059,560.01	0.63%	1	2.94
Money Market Funds	309,503,652.34	309,503,652.34	309,503,652.34	32.27%	1	3.54
Commercial Paper	180,480,000.00	179,167,589.40	179,167,589.40	18.68%	70	3.87
U.S. Treasuries	138,095,000.00	138,314,137.11	138,278,479.96	14.42%	168	4.01
TOTAL	**960,106,337.46**	**959,013,063.97**	**958,977,406.82**	**100.00%**	**38**	**3.67**

CASH AND ACCRUED INTEREST						
Purchased Accrued Interest		0.00	0.00			
TOTAL CASH AND INVESTMENTS	**960,106,337.46**	**959,013,063.97**	**958,977,406.82**		**38**	**3.67**

TOTAL EARNINGS

CURRENT QUARTER	FISCAL YEAR TO DATE
9,794,099.62	42,233,904.88

MEEDER PUBLIC FUNDS

Summary by Type

SECURITY TYPE	# OF SECURITIES	PAR VALUE	BOOK VALUE	% OF PORTFOLIO	YIELD	DAYS TO FINAL MATURITY
2018 BONDS - SERIES 2018						
LGIP	1	755,248.33	755,248.33	0.08	3.57	1
TOTAL	**1**	**755,248.33**	**755,248.33**	**0.08**	**3.57**	**1**
2020 BONDS - SERIES 2020						
LGIP	1	776,105.01	776,105.01	0.08	3.67	1
Treasury SLGS	1	6,059,560.01	6,059,560.01	0.63	2.94	1
Money Market Funds	1	6,465.11	6,465.11	0.00	3.51	1
TOTAL	**3**	**6,842,130.13**	**6,842,130.13**	**0.71**	**3.02**	**1**
2023 BONDS-SERIES 2023						
LGIP	6	146,014,218.29	146,014,218.29	15.20	3.63	1
Money Market Funds	1	172,341,830.42	172,341,830.42	17.94	3.54	1
TOTAL	**7**	**318,356,048.71**	**318,356,048.71**	**33.20**	**3.58**	**1**
2023 BONDS-SERIES 2025A						
LGIP	1	8,110,388.69	8,110,388.69	0.84	3.67	1
Money Market Funds	1	1,242,943.40	1,242,943.40	0.13	3.54	1
U.S. Treasuries	7	137,695,000.00	137,877,738.18	14.52	4.01	168
TOTAL	**9**	**147,048,332.09**	**147,231,070.27**	**15.36**	**3.99**	**158**
2023 BONDS-SERIES 2025B						
LGIP	1	25,274,358.10	25,274,358.10	2.63	3.65	1
Money Market Funds	1	135,780,694.07	135,780,694.07	14.14	3.54	1
Commercial Paper	3	30,000,000.00	29,869,800.01	3.11	3.95	42
TOTAL	**5**	**191,055,052.17**	**190,924,852.18**	**19.91**	**3.62**	**7**
CHILD NUTRITION ACCOUNT						
Bank Deposits	1	2,689,728.28	2,689,728.28	0.28	0.00	1

MEEDER PUBLIC FUNDS

Summary by Type

SECURITY TYPE	# OF SECURITIES	PAR VALUE	BOOK VALUE	% OF PORTFOLIO	YIELD	DAYS TO FINAL MATURITY
LGIP	1	1,183,477.40	1,183,477.40	0.12	3.81	1
TOTAL	**2**	**3,873,205.68**	**3,873,205.68**	**0.40**	**1.16**	**1**
DATCU SPECIAL REVENUE FUND						
LGIP	1	156,561.09	156,561.09	0.02	3.65	1
Money Market Funds	1	69,158.41	69,158.41	0.01	3.53	1
Commercial Paper	4	1,000,000.00	986,376.39	0.10	4.03	129
U.S. Treasuries	1	400,000.00	400,741.78	0.04	3.71	77
TOTAL	**7**	**1,625,719.50**	**1,612,837.67**	**0.17**	**3.89**	**98**
DEBT SERVICE						
LGIP	3	8,402,603.80	8,402,603.80	0.87	3.73	1
Money Market Funds	1	62,560.93	62,560.93	0.01	3.54	1
Commercial Paper	4	149,480,000.00	148,311,413.00	15.44	3.86	75
TOTAL	**8**	**157,945,164.73**	**156,776,577.73**	**16.35**	**3.85**	**71**
GENERAL OPERATING						
Bank Deposits	1	4,266,665.95	4,266,665.95	0.44	0.00	1
LGIP	6	119,312,562.21	119,312,562.21	12.42	3.74	1
TOTAL	**7**	**123,579,228.16**	**123,579,228.16**	**12.89**	**3.61**	**1**
PAYROLL ACCOUNT						
Bank Deposits	1	3,904,529.95	3,904,529.95	0.41	0.00	1
TOTAL	**1**	**3,904,529.95**	**3,904,529.95**	**0.41**	**0.00**	**1**
REPLACEMENT CYCLE ACCOUNT						
LGIP	1	4,763,018.87	4,763,018.87	0.50	3.67	1
TOTAL	**1**	**4,763,018.87**	**4,763,018.87**	**0.50**	**3.67**	**1**

MEEDER PUBLIC FUNDS

Summary by Type

SECURITY TYPE	# OF SECURITIES	PAR VALUE	BOOK VALUE	% OF PORTFOLIO	YIELD	DAYS TO FINAL MATURITY
WORKER'S COMPENSATION ACCOUNT						
LGIP	1	358,659.14	358,659.14	0.04	3.67	1
TOTAL	**1**	**358,659.14**	**358,659.14**	**0.04**	**3.67**	**1**
GRAND TOTAL	**52**	**960,106,337.46**	**958,977,406.82**	**100.00**	**3.67**	**38**

MEEDER PUBLIC FUNDS

Position Statement

CUSIP	DESCRIPTION	TRADE DATE SETTLE DATE	PAR VALUE	PRINCIPAL COST PURCHASED INTEREST	TOTAL COST	YIELD TO MATURITY	MATURITY DATE	DAYS TO MATURITY	MARKET PRICE MARKET VALUE	UNREALIZED GAIN/LOSS BOOK VALUE	% OF MV	MOODY'S S&P RATING
2018 BONDS - SERIES 2018												
LGIP												
TXCLASSG	Texas Class Government	06/30/2026 06/30/2026	755,248.33	755,248.33 0.00	755,248.33	3.57		1	1.00 755,248.33	0.00 755,248.33	0.08	NA
LGIP TOTAL			**755,248.33**	**755,248.33 0.00**	**755,248.33**	**3.57**		**1**	**1.00 755,248.33**	**0.00 755,248.33**	**0.08**	**NA**
2018 BONDS - SERIES 2018 TOTAL			**755,248.33**	**755,248.33 0.00**	**755,248.33**	**3.57**		**1**	**755,248.33**	**0.00 755,248.33**	**0.08**	**NA**
2020 BONDS - SERIES 2020												
LGIP												
TEXPOOL	TexPool	06/30/2026 06/30/2026	776,105.01	776,105.01 0.00	776,105.01	3.67		1	1.00 776,105.01	0.00 776,105.01	0.08	AAA
LGIP TOTAL			**776,105.01**	**776,105.01 0.00**	**776,105.01**	**3.67**		**1**	**1.00 776,105.01**	**0.00 776,105.01**	**0.08**	**AAA**
TREASURY SLGS												
SLG015484	US Treasury COI/ SLG Case Number 202402093		6,059,560.01	6,059,560.01 0.00	6,059,560.01	2.94	06/30/2026	1	1.00 6,059,560.01	0.00 6,059,560.01	0.63	NA NA
TREASURY SLGS TOTAL			**6,059,560.01**	**6,059,560.01 0.00**	**6,059,560.01**	**2.94**		**1**	**1.00 6,059,560.01**	**0.00 6,059,560.01**	**0.63**	**NA**
MONEY MARKET FUNDS												
60934N104	FEDERATED HRMS GV O;INST	06/30/2026 06/30/2026	6,465.11	6,465.11 0.00	6,465.11	3.51		1	1.00 6,465.11	0.00 6,465.11	0.00	Aaa AAA
MONEY MARKET FUNDS TOTAL			**6,465.11**	**6,465.11 0.00**	**6,465.11**	**3.51**		**1**	**1.00 6,465.11**	**0.00 6,465.11**	**0.00**	**AAA**
2020 BONDS - SERIES 2020 TOTAL			**6,842,130.13**	**6,842,130.13 0.00**	**6,842,130.13**	**3.02**		**1**	**6,842,130.13**	**0.00 6,842,130.13**	**0.71**	**AAA**
2023 BONDS- SERIES 2023												
LGIP												
TEXSTAR	TexSTAR	06/30/2026 06/30/2026	40,489,608.86	40,489,608.86 0.00	40,489,608.86	3.64		1	1.00 40,489,608.86	0.00 40,489,608.86	4.22	AAA
TXCLASS	Texas CLASS	06/30/2026 06/30/2026	3,894,167.97	3,894,167.97 0.00	3,894,167.97	3.78		1	1.00 3,894,167.97	0.00 3,894,167.97	0.41	AAA

MEEDER PUBLIC FUNDS

Position Statement

CUSIP	DESCRIPTION	TRADE DATE SETTLE DATE	PAR VALUE	PRINCIPAL COST PURCHASED INTEREST	TOTAL COST	YIELD TO MATURITY	MATURITY DATE	DAYS TO MATURITY	MARKET PRICE MARKET VALUE	UNREALIZED GAIN/LOSS BOOK VALUE	% OF MV	MOODY'S S&P RATING
TXRANGE	Texas Range TexasDAILY Fund	06/30/2026 06/30/2026	5,325,869.21	5,325,869.21 0.00	5,325,869.21	3.64		1	1.00 5,325,869.21	0.00 5,325,869.21	0.56	AAA
TXCLASSG	Texas Class Government	06/30/2026 06/30/2026	41,654,518.47	41,654,518.47 0.00	41,654,518.47	3.57		1	1.00 41,654,518.47	0.00 41,654,518.47	4.34	NA
LSGO	Lone Star Invest Pool - Government Overnight	06/30/2026 06/30/2026	32,107,377.43	32,107,377.43 0.00	32,107,377.43	3.65		1	1.00 32,107,377.43	0.00 32,107,377.43	3.35	AAA
TEXPOOL	TexPool	06/30/2026 06/30/2026	22,542,676.35	22,542,676.35 0.00	22,542,676.35	3.67		1	1.00 22,542,676.35	0.00 22,542,676.35	2.35	AAA
LGIP TOTAL			**146,014,218.29**	**146,014,218.29 0.00**	**146,014,218.29**	**3.63**		**1**	**1.00 146,014,218.29**	**0.00 146,014,218.29**	**15.23**	**AAA**
MONEY MARKET FUNDS												
58510R580	MEEDER:GOVERNMENT MM;Y	06/30/2026 06/30/2026	172,341,830.42	172,341,830.42 0.00	172,341,830.42	3.54		1	1.00 172,341,830.42	0.00 172,341,830.42	17.97	AAA AAA
MONEY MARKET FUNDS TOTAL			**172,341,830.42**	**172,341,830.42 0.00**	**172,341,830.42**	**3.54**		**1**	**1.00 172,341,830.42**	**0.00 172,341,830.42**	**17.97**	**AAA**
2023 BONDS-SERIES 2023 TOTAL			**318,356,048.71**	**318,356,048.71 0.00**	**318,356,048.71**	**3.58**		**1**	**318,356,048.71**	**0.00 318,356,048.71**	**33.20**	**AAA**

2023 BONDS-SERIES 2025A

CUSIP	DESCRIPTION	TRADE DATE SETTLE DATE	PAR VALUE	PRINCIPAL COST PURCHASED INTEREST	TOTAL COST	YIELD TO MATURITY	MATURITY DATE	DAYS TO MATURITY	MARKET PRICE MARKET VALUE	UNREALIZED GAIN/LOSS BOOK VALUE	% OF MV	MOODY'S S&P RATING
LGIP												
TEXPOOL	TexPool	06/30/2026 06/30/2026	8,110,388.69	8,110,388.69 0.00	8,110,388.69	3.67		1	1.00 8,110,388.69	0.00 8,110,388.69	0.85	AAA
LGIP TOTAL			**8,110,388.69**	**8,110,388.69 0.00**	**8,110,388.69**	**3.67**		**1**	**1.00 8,110,388.69**	**0.00 8,110,388.69**	**0.85**	**AAA**
MONEY MARKET FUNDS												
58510R580	MEEDER:GOVERNMENT MM;Y	06/30/2026 06/30/2026	1,242,943.40	1,242,943.40 0.00	1,242,943.40	3.54		1	1.00 1,242,943.40	0.00 1,242,943.40	0.13	AAA AAA
MONEY MARKET FUNDS TOTAL			**1,242,943.40**	**1,242,943.40 0.00**	**1,242,943.40**	**3.54**		**1**	**1.00 1,242,943.40**	**0.00 1,242,943.40**	**0.13**	**AAA**
U.S. TREASURIES												
91282CHY0	US TREASURY 4.625 09/15/26	07/08/2025 07/09/2025	19,590,000.00	19,714,733.20 0.00	19,714,733.20	4.06	09/15/2026	77	100.17 19,622,905.13	11,012.00 19,611,893.13	2.05	Aa1 AA+
91282CJC6	US TREASURY 4.625 10/15/26	07/08/2025 07/09/2025	19,645,000.00	19,783,128.91 0.00	19,783,128.91	4.05	10/15/2026	107	100.23 19,690,275.64	13,652.17 19,676,623.47	2.05	Aa1 AA+
91282CJK8	US TREASURY 4.625 11/15/26	07/08/2025 07/09/2025	19,710,000.00	19,861,674.61 0.00	19,861,674.61	4.03	11/15/2026	138	100.25 19,759,275.00	7,211.39 19,752,063.61	2.06	Aa1 AA+
91282CJP7	US TREASURY 4.375 12/15/26	07/08/2025 07/09/2025	19,840,000.00	19,941,525.05 0.00	19,941,525.05	4.00	12/15/2026	168	100.23 19,885,725.05	13,368.78 19,872,356.27	2.07	Aa1 AA+
91282CJT9	US TREASURY 4.000 01/15/27	07/08/2025 07/09/2025	19,620,000.00	19,618,467.19 0.00	19,618,467.19	4.00	01/15/2027	199	100.01 19,621,532.91	2,079.75 19,619,453.16	2.05	Aa1 AA+

MEEDER PUBLIC FUNDS

Position Statement

CUSIP	DESCRIPTION	TRADE DATE SETTLE DATE	PAR VALUE	PRINCIPAL COST PURCHASED INTEREST	TOTAL COST	YIELD TO MATURITY	MATURITY DATE	DAYS TO MATURITY	MARKET PRICE MARKET VALUE	UNREALIZED GAIN/LOSS BOOK VALUE	% OF MV	MOODY'S S&P RATING
91282CKA8	US TREASURY 4.125 02/15/27	07/08/2025 07/09/2025	19,635,000.00	19,677,951.56 0.00	19,677,951.56	3.98	02/15/2027	230	100.06 19,646,504.93	(5,279.89) 19,651,784.82	2.05	Aa1 AA+
91282CKE0	US TREASURY 4.250 03/15/27	07/08/2025 07/09/2025	19,655,000.00	19,747,132.81 0.00	19,747,132.81	3.96	03/15/2027	258	100.16 19,687,246.58	(6,317.15) 19,693,563.73	2.05	Aa1 AA+
U.S. TREASURIES TOTAL			**137,695,000.00**	**138,344,613.33 0.00**	**138,344,613.33**	**4.01**		**168**	**100.16 137,913,465.24**	**35,727.06 137,877,738.18**	**14.38**	**AA+**
2023 BONDS-SERIES 2025A TOTAL			**147,048,332.09**	**147,697,945.42 0.00**	**147,697,945.42**	**3.99**		**158**	**147,266,797.33**	**35,727.06 147,231,070.27**	**15.36**	**AA+**
2023 BONDS-SERIES 2025B												
LGIP												
LSGO	Lone Star Invest Pool - Government Overnight	06/30/2026 06/30/2026	25,274,358.10	25,274,358.10 0.00	25,274,358.10	3.65		1	1.00 25,274,358.10	0.00 25,274,358.10	2.64	AAA
LGIP TOTAL			**25,274,358.10**	**25,274,358.10 0.00**	**25,274,358.10**	**3.65**		**1**	**1.00 25,274,358.10**	**0.00 25,274,358.10**	**2.64**	**AAA**
MONEY MARKET FUNDS												
58510R580	MEEDER:GOVERN- MENT MM;Y	06/30/2026 06/30/2026	135,780,694.07	135,780,694.07 0.00	135,780,694.07	3.54		1	1.00 135,780,694.07	0.00 135,780,694.07	14.16	AAA AAA
MONEY MARKET FUNDS TOTAL			**135,780,694.07**	**135,780,694.07 0.00**	**135,780,694.07**	**3.54**		**1**	**1.00 135,780,694.07**	**0.00 135,780,694.07**	**14.16**	**AAA**
COMMERCIAL PAPER												
53943HGD7	LLOYDS BANK 07/13/26	09/11/2025 09/11/2025	10,000,000.00	9,675,937.50 0.00	9,675,937.50	3.95	07/13/2026	13	99.87 9,987,250.00	0.00 9,987,250.00	1.04	P-1 A-1
85324UHA4	SCB NEW YORK 08/10/26	09/10/2025 09/10/2025	10,000,000.00	9,648,372.20 0.00	9,648,372.20	3.93	08/10/2026	41	99.58 9,957,888.89	0.00 9,957,888.89	1.04	NA A-1
06054PJA5	BOFA SECURITIES 09/10/26	09/10/2025 09/10/2025	10,000,000.00	9,612,694.50 0.00	9,612,694.50	3.97	09/10/2026	72	99.25 9,924,661.12	0.00 9,924,661.12	1.03	P-1 A-1
COMMERCIAL PA-PER TOTAL			**30,000,000.00**	**28,937,004.20 0.00**	**28,937,004.20**	**3.95**		**42**	**99.57 29,869,800.01**	**0.00 29,869,800.01**	**3.11**	**A-1**
2023 BONDS-SERIES 2025B TOTAL			**191,055,052.17**	**189,992,056.37 0.00**	**189,992,056.37**	**3.62**		**7**	**190,924,852.18**	**0.00 190,924,852.18**	**19.91**	**AA+**
CHILD NUTRITION ACCOUNT												
BANK DEPOSITS												
PNCBANK	PNC Bank	06/30/2026 06/30/2026	2,689,728.28	2,689,728.28 0.00	2,689,728.28	0.00		1	1.00 2,689,728.28	0.00 2,689,728.28	0.28	NA NA
BANK DEPOSITS TOTAL			**2,689,728.28**	**2,689,728.28 0.00**	**2,689,728.28**	**0.00**		**1**	**1.00 2,689,728.28**	**0.00 2,689,728.28**	**0.28**	**NA**

MEEDER PUBLIC FUNDS

Position Statement

CUSIP	DESCRIPTION	TRADE DATE SETTLE DATE	PAR VALUE	PRINCIPAL COST PURCHASED INTEREST	TOTAL COST	YIELD TO MATURITY	MATURITY DATE	DAYS TO MATURITY	MARKET PRICE MARKET VALUE	UNREALIZED GAIN/LOSS BOOK VALUE	% OF MV	MOODY'S S&P RATING
LGIP												
TEXPRIME	TexPool Prime	06/30/2026 06/30/2026	1,183,477.40	1,183,477.40 0.00	1,183,477.40	3.81		1	1.00 1,183,477.40	0.00 1,183,477.40	0.12	AAA
LGIP TOTAL			**1,183,477.40**	**1,183,477.40 0.00**	**1,183,477.40**	**3.81**		**1**	**1.00 1,183,477.40**	**0.00 1,183,477.40**	**0.12**	**AAA**
CHILD NUTRITION ACCOUNT TOTAL			**3,873,205.68**	**3,873,205.68 0.00**	**3,873,205.68**	**1.16**		**1**	**3,873,205.68**	**0.00 3,873,205.68**	**0.40**	**AAA**
DATCU SPECIAL REVENUE FUND												
LGIP												
LSGO	Lone Star Invest Pool - Government Overnight	06/30/2026 06/30/2026	156,561.09	156,561.09 0.00	156,561.09	3.65		1	1.00 156,561.09	0.00 156,561.09	0.02	AAA
LGIP TOTAL			**156,561.09**	**156,561.09 0.00**	**156,561.09**	**3.65**		**1**	**1.00 156,561.09**	**0.00 156,561.09**	**0.02**	**AAA**
MONEY MARKET FUNDS												
31846V567	FIRST AMER:GVT OBLG;Z	06/30/2026 06/30/2026	69,158.41	69,158.41 0.00	69,158.41	3.53		1	1.00 69,158.41	0.00 69,158.41	0.01	Aaa AAA
MONEY MARKET FUNDS TOTAL			**69,158.41**	**69,158.41 0.00**	**69,158.41**	**3.53**		**1**	**1.00 69,158.41**	**0.00 69,158.41**	**0.01**	**AAA**
COMMERCIAL PAPER												
53943HG13	Lloyds Bank plc 0.0 07/01/2026	07/16/2025 07/16/2025	250,000.00	239,913.19 0.00	239,913.19	4.32	07/01/2026	1	100.00 250,000.00	0.00 250,000.00	0.03	P-1 A-1
05253CG83	ANZ BANK 07/08/26	10/14/2025 10/14/2025	250,000.00	242,917.08 0.00	242,917.08	3.93	07/08/2026	8	99.93 249,814.31	0.00 249,814.31	0.03	P-1 A-1+
9612C1Q18	WESTPAC 03/01/27	03/05/2026 03/06/2026	250,000.00	240,750.00 0.00	240,750.00	3.84	03/01/2027	244	97.50 243,756.25	0.00 243,756.25	0.03	P-1 A-1+
78015DQR4	RBC 03/25/27	04/08/2026 04/10/2026	250,000.00	240,596.39 0.00	240,596.39	4.03	03/25/2027	268	97.12 242,805.83	0.00 242,805.83	0.03	P-1 A-1+
COMMERCIAL PAPER TOTAL			**1,000,000.00**	**964,176.66 0.00**	**964,176.66**	**4.03**		**129**	**98.66 986,376.39**	**0.00 986,376.39**	**0.10**	**AA**
U.S. TREASURIES												
91282CHY0	US TREASURY 4.625 09/15/26	09/12/2025 09/15/2025	400,000.00	403,562.50 0.00	403,562.50	3.71	09/15/2026	77	100.17 400,671.88	(69.90) 400,741.78	0.04	Aa1 AA+
U.S. TREASURIES TOTAL			**400,000.00**	**403,562.50 0.00**	**403,562.50**	**3.71**		**77**	**100.17 400,671.88**	**(69.90) 400,741.78**	**0.04**	**AA+**
DATCU SPECIAL REVENUE FUND TOTAL			**1,625,719.50**	**1,593,458.66 0.00**	**1,593,458.66**	**3.89**		**98**	**1,612,767.77**	**(69.90) 1,612,837.67**	**0.17**	**AA+**

MEEDER PUBLIC FUNDS

Position Statement

CUSIP	DESCRIPTION	TRADE DATE SETTLE DATE	PAR VALUE	PRINCIPAL COST PURCHASED INTEREST	TOTAL COST	YIELD TO MATURITY	MATURITY DATE	DAYS TO MATURITY	MARKET PRICE MARKET VALUE	UNREALIZED GAIN/LOSS BOOK VALUE	% OF MV	MOODY'S S&P RATING
DEBT SERVICE												
LGIP												
TEXPOOL	TexPool	06/30/2026 06/30/2026	1,544,471.41	1,544,471.41 0.00	1,544,471.41	3.67		1	1.00 1,544,471.41	0.00 1,544,471.41	0.16	AAA
LSGO	Lone Star Invest Pool - Government Overnight	06/30/2026 06/30/2026	2,537,816.30	2,537,816.30 0.00	2,537,816.30	3.65		1	1.00 2,537,816.30	0.00 2,537,816.30	0.26	AAA
LSCO	Lone Star Invest Pool - Corporate Overnight Fund	06/30/2026 06/30/2026	4,320,316.09	4,320,316.09 0.00	4,320,316.09	3.79		1	1.00 4,320,316.09	0.00 4,320,316.09	0.45	AAA
LGIP TOTAL			**8,402,603.80**	**8,402,603.80 0.00**	**8,402,603.80**	**3.73**		**1**	**1.00 8,402,603.80**	**0.00 8,402,603.80**	**0.88**	**AAA**
MONEY MARKET FUNDS												
58510R580	MEEDER:GOVERN-MENT MM;Y	06/30/2026 06/30/2026	62,560.93	62,560.93 0.00	62,560.93	3.54		1	1.00 62,560.93	0.00 62,560.93	0.01	AAA AAA
MONEY MARKET FUNDS TOTAL			**62,560.93**	**62,560.93 0.00**	**62,560.93**	**3.54**		**1**	**1.00 62,560.93**	**0.00 62,560.93**	**0.01**	**AAA**
COMMERCIAL PAPER												
20632LGH4	Concord Minutemen Capital Company L.L.C. 0.0 07/17/2026	03/09/2026 03/10/2026	45,000,000.00	44,385,637.50 0.00	44,385,637.50	3.86	07/17/2026	17	99.83 44,923,800.00	0.00 44,923,800.00	4.68	P-1 A-1
86564XGX6	SUMITOMO MTSUI 07/31/26	03/09/2026 03/10/2026	19,480,000.00	19,187,507.80 0.00	19,187,507.80	3.84	07/31/2026	31	99.69 19,418,638.00	0.00 19,418,638.00	2.02	P-1 A-1
0347M3GX6	ANGLESEA FDG 07/31/26	03/09/2026 03/10/2026	45,000,000.00	44,329,687.50 0.00	44,329,687.50	3.81	07/31/2026	31	99.69 44,859,375.00	0.00 44,859,375.00	4.68	P-1 A-1
06743VNV8	BARCLAYS CPITAL 01/29/27	03/09/2026 03/10/2026	40,000,000.00	38,635,000.00 0.00	38,635,000.00	3.91	01/29/2027	213	97.77 39,109,600.00	0.00 39,109,600.00	4.08	P-2 A-1
COMMERCIAL PAPER TOTAL			**149,480,000.00**	**146,537,832.80 0.00**	**146,537,832.80**	**3.86**		**75**	**99.23 148,311,413.00**	**0.00 148,311,413.00**	**15.47**	**A**
DEBT SERVICE TOTAL			**157,945,164.73**	**155,002,997.53 0.00**	**155,002,997.53**	**3.85**		**71**	**156,776,577.73**	**0.00 156,776,577.73**	**16.35**	**A+**
GENERAL OPERATING												
BANK DEPOSITS												
PNCBANK	PNC Bank	06/30/2026 06/30/2026	4,266,665.95	4,266,665.95 0.00	4,266,665.95	0.00		1	1.00 4,266,665.95	0.00 4,266,665.95	0.44	NA NA
BANK DEPOSITS TOTAL			**4,266,665.95**	**4,266,665.95 0.00**	**4,266,665.95**	**0.00**		**1**	**1.00 4,266,665.95**	**0.00 4,266,665.95**	**0.44**	**NA**

MEEDER PUBLIC FUNDS

Position Statement

CUSIP	DESCRIPTION	TRADE DATE SETTLE DATE	PAR VALUE	PRINCIPAL COST PURCHASED INTEREST	TOTAL COST	YIELD TO MATURITY	MATURITY DATE	DAYS TO MATURITY	MARKET PRICE MARKET VALUE	UNREALIZED GAIN/LOSS BOOK VALUE	% OF MV	MOODY'S S&P RATING
LGIP												
TXRANGE	Texas Range TexasDAILY Fund	06/30/2026 06/30/2026	286,664.29	286,664.29 0.00	286,664.29	3.64		1	1.00 286,664.29	0.00 286,664.29	0.03	AAA
TXCLASSG	Texas Class Government	06/30/2026 06/30/2026	386,134.37	386,134.37 0.00	386,134.37	3.57		1	1.00 386,134.37	0.00 386,134.37	0.04	NA
TEXSTAR	TexSTAR	06/30/2026 06/30/2026	47,230.79	47,230.79 0.00	47,230.79	3.64		1	1.00 47,230.79	0.00 47,230.79	0.00	AAA
TEXPOOL	TexPool	06/30/2026 06/30/2026	4,031,450.13	4,031,450.13 0.00	4,031,450.13	3.67		1	1.00 4,031,450.13	0.00 4,031,450.13	0.42	AAA
LSCO	Lone Star Invest Pool - Corporate Overnight Fund	06/30/2026 06/30/2026	78,779,803.65	78,779,803.65 0.00	78,779,803.65	3.79		1	1.00 78,779,803.65	0.00 78,779,803.65	8.21	AAA
LSGO	Lone Star Invest Pool - Government Overnight	06/30/2026 06/30/2026	35,781,278.98	35,781,278.98 0.00	35,781,278.98	3.65		1	1.00 35,781,278.98	0.00 35,781,278.98	3.73	AAA
LGIP TOTAL			**119,312,562.21**	**119,312,562.21 0.00**	**119,312,562.21**	**3.74**		**1**	**1.00 119,312,562.21**	**0.00 119,312,562.21**	**12.44**	**AAA**
GENERAL OPERATING TOTAL			**123,579,228.16**	**123,579,228.16 0.00**	**123,579,228.16**	**3.61**		**1**	**123,579,228.16**	**0.00 123,579,228.16**	**12.89**	**AAA**
PAYROLL ACCOUNT												
BANK DEPOSITS												
PNCBANK	PNC Bank	06/30/2026 06/30/2026	3,904,529.95	3,904,529.95 0.00	3,904,529.95	0.00		1	1.00 3,904,529.95	0.00 3,904,529.95	0.41	NA NA
BANK DEPOSITS TOTAL			**3,904,529.95**	**3,904,529.95 0.00**	**3,904,529.95**	**0.00**		**1**	**1.00 3,904,529.95**	**0.00 3,904,529.95**	**0.41**	**NA**
PAYROLL ACCOUNT TOTAL			**3,904,529.95**	**3,904,529.95 0.00**	**3,904,529.95**	**0.00**		**1**	**3,904,529.95**	**0.00 3,904,529.95**	**0.41**	**NA**
REPLACEMENT CYCLE ACCOUNT												
LGIP												
TEXPOOL	TexPool	06/30/2026 06/30/2026	4,763,018.87	4,763,018.87 0.00	4,763,018.87	3.67		1	1.00 4,763,018.87	0.00 4,763,018.87	0.50	AAA
LGIP TOTAL			**4,763,018.87**	**4,763,018.87 0.00**	**4,763,018.87**	**3.67**		**1**	**1.00 4,763,018.87**	**0.00 4,763,018.87**	**0.50**	**AAA**
REPLACEMENT CYCLE ACCOUNT TOTAL			**4,763,018.87**	**4,763,018.87 0.00**	**4,763,018.87**	**3.67**		**1**	**4,763,018.87**	**0.00 4,763,018.87**	**0.50**	**AAA**

MEEDER PUBLIC FUNDS

Position Statement

CUSIP	DESCRIPTION	TRADE DATE SETTLE DATE	PAR VALUE	PRINCIPAL COST PURCHASED INTEREST	TOTAL COST	YIELD TO MATURITY	MATURITY DATE	DAYS TO MATURITY	MARKET PRICE MARKET VALUE	UNREALIZED GAIN/LOSS BOOK VALUE	% OF MV	MOODY'S S&P RATING
WORKER'S COMPENSATION ACCOUNT												
LGIP												
TEXPOOL	TexPool	06/30/2026 06/30/2026	358,659.14	358,659.14 0.00	358,659.14	3.67		1	1.00 358,659.14	0.00 358,659.14	0.04	AAA
LGIP TOTAL			**358,659.14**	**358,659.14 0.00**	**358,659.14**	**3.67**		**1**	**1.00 358,659.14**	**0.00 358,659.14**	**0.04**	**AAA**
WORKER'S COMPENSATION ACCOUNT TOTAL			**358,659.14**	**358,659.14 0.00**	**358,659.14**	**3.67**		**1**	**358,659.14**	**0.00 358,659.14**	**0.04**	**AAA**
GRAND TOTAL			**960,106,337.46**	**956,718,526.95 0.00**	**956,718,526.95**	**3.67**		**38**	**959,013,063.97**	**35,657.15 958,977,406.82**	**100.00**	**AA**

MEEDER PUBLIC FUNDS

Cash Reconciliation Report

2020 BONDS - SERIES 2020

POST DATE	IDENTIFIER	DESCRIPTION	PAR VALUE	FINAL MATURITY	PRINCIPAL	AMOUNT
BUY						
06/01/2026	SLG015484	US Treasury COI/SLG Case Number 202402093	13,892.69	06/30/2026	13,892.69	-13,892.69
BUY TOTAL			**13,892.69**		**13,892.69**	**-13,892.69**

POST DATE	IDENTIFIER	DESCRIPTION	PAR VALUE	FINAL MATURITY	PRINCIPAL	AMOUNT
TRANSFER IN						
	SLG015484	US Treasury COI/SLG Case Number 202402093	47,518.02	06/30/2026	47,518.02	0.00
TRANSFER IN TOTAL			**47,518.02**		**47,518.02**	**0.00**

2023 BONDS- SERIES 2023

POST DATE	IDENTIFIER	DESCRIPTION	PAR VALUE	FINAL MATURITY	PRINCIPAL	AMOUNT
COUPON						
04/15/2026	91282CGV7	UNITED STATES TREASURY 3.75 04/15/2026	0.00	04/15/2026	0.00	343,125.00
05/15/2026	91282CHB0	UNITED STATES TREASURY 3.625 05/15/2026	0.00	05/15/2026	0.00	453,125.00
05/28/2026	3133EPUD5	FEDERAL FARM CREDIT BANKS FUNDING CORP 4.75 05/28/2026	0.00	05/28/2026	0.00	1,117,912.50
06/12/2026	3130AWGR5	FEDERAL HOME LOAN BANKS 4.375 06/12/2026	0.00	06/12/2026	0.00	307,890.63
06/12/2026	3130AWLZ1	FEDERAL HOME LOAN BANKS 4.75 06/12/2026	0.00	06/12/2026	0.00	622,131.25
06/30/2026	9128287B0	UNITED STATES TREASURY 1.875 06/30/2026	0.00	06/30/2026	0.00	234,375.00
COUPON TOTAL			**0.00**		**0.00**	**3,078,559.38**

POST DATE	IDENTIFIER	DESCRIPTION	PAR VALUE	FINAL MATURITY	PRINCIPAL	AMOUNT
MATURITY						
04/09/2026	60689GD94	MIZUHO BANK NY 04/09/26	-25,000,000.00	04/09/2026	-25,000,000.00	25,000,000.00
04/15/2026	91282CGV7	UNITED STATES TREASURY 3.75 04/15/2026	-18,300,000.00	04/15/2026	-18,300,000.00	18,300,000.00
05/15/2026	91282CHB0	UNITED STATES TREASURY 3.625 05/15/2026	-25,000,000.00	05/15/2026	-25,000,000.00	25,000,000.00
05/28/2026	3133EPUD5	FEDERAL FARM CREDIT BANKS FUNDING CORP 4.75 05/28/2026	-47,070,000.00	05/28/2026	-47,070,000.00	47,070,000.00
06/12/2026	3130AWLZ1	FEDERAL HOME LOAN BANKS 4.75 06/12/2026	-26,195,000.00	06/12/2026	-26,195,000.00	26,195,000.00
06/12/2026	3130AWGR5	FEDERAL HOME LOAN BANKS 4.375 06/12/2026	-14,075,000.00	06/12/2026	-14,075,000.00	14,075,000.00
06/30/2026	9128287B0	UNITED STATES TREASURY 1.875 06/30/2026	-25,000,000.00	06/30/2026	-25,000,000.00	25,000,000.00
MATURITY TOTAL			**-180,640,000.00**		**-180,640,000.00**	**180,640,000.00**

2023 BONDS- SERIES 2025A

MEEDER PUBLIC FUNDS

Cash Reconciliation Report

POST DATE	IDENTIFIER	DESCRIPTION	PAR VALUE	FINAL MATURITY	PRINCIPAL	AMOUNT
COUPON						
04/15/2026	91282CJC6	US TREASURY 4.625 10/15/26	0.00	10/15/2026	0.00	454,290.63
05/15/2026	91282CJK8	US TREASURY 4.625 11/15/26	0.00	11/15/2026	0.00	455,793.75
06/15/2026	91282CJP7	US TREASURY 4.375 12/15/26	0.00	12/15/2026	0.00	434,000.00
COUPON TOTAL			**0.00**		**0.00**	**1,344,084.38**
2023 BONDS-SERIES 2025B						
POST DATE	**IDENTIFIER**	**DESCRIPTION**	**PAR VALUE**	**FINAL MATURITY**	**PRINCIPAL**	**AMOUNT**
MATURITY						
04/09/2026	63873KD95	Natixis, New York Branch 0.0 04/09/2026	-10,000,000.00	04/09/2026	-10,000,000.00	10,000,000.00
05/05/2026	10924JE55	Brighthouse Financial Short Term Funding, LLC 0.0 05/05/2026	-10,000,000.00	05/05/2026	-10,000,000.00	10,000,000.00
06/03/2026	05571CF30	BPCE S.A. 0.0 06/03/2026	-10,000,000.00	06/03/2026	-10,000,000.00	10,000,000.00
MATURITY TOTAL			**-30,000,000.01**		**-30,000,000.00**	**30,000,000.00**
DATCU SPECIAL REVENUE FUND						
POST DATE	**IDENTIFIER**	**DESCRIPTION**	**PAR VALUE**	**FINAL MATURITY**	**PRINCIPAL**	**AMOUNT**
BUY						
04/10/2026	78015DQR4	RBC 03/25/27	250,000.00	03/25/2027	240,596.39	-240,596.39
BUY TOTAL			**250,000.00**		**240,596.39**	**-240,596.39**
POST DATE	**IDENTIFIER**	**DESCRIPTION**	**PAR VALUE**	**FINAL MATURITY**	**PRINCIPAL**	**AMOUNT**
MATURITY						
04/10/2026	62479MDA8	MUFG Bank, Ltd., New York Branch 0.0 04/10/2026	-250,000.00	04/10/2026	-250,000.00	250,000.00
MATURITY TOTAL			**-250,000.00**		**-250,000.00**	**250,000.00**
DEBT SERVICE						
POST DATE	**IDENTIFIER**	**DESCRIPTION**	**PAR VALUE**	**FINAL MATURITY**	**PRINCIPAL**	**AMOUNT**
SELL						
06/17/2026	86564XGX6	SUMITOMO MTSUI 07/31/26	-25,520,000.00	07/31/2026	-25,402,097.60	25,402,097.60
SELL TOTAL			**-25,520,000.00**		**-25,402,097.60**	**25,402,097.60**

MEEDER PUBLIC FUNDS

Transaction Statement

2020 BONDS - SERIES 2020

	TRADE DATE	SETTLE DATE	CUSIP	DESCRIPTION	PAR VALUE	PRINCIPAL COST	PURCHASED INTEREST	TOTAL	PURCHASE YIELD
BUY									
	06/01/2026	06/01/2026	SLG015484	US Treasury COI/SLG Case Number 202402093	13,892.69	13,892.69	0.00	(13,892.69)	
BUY TOTAL					**13,892.69**	**13,892.69**	**0.00**	**(13,892.69)**	

	TRADE DATE	SETTLE DATE	CUSIP	DESCRIPTION	PAR VALUE	BOOK VALUE	TOTAL	NET REALIZED GAIN/LOSS
TRANSFER IN								
	04/13/2026	04/13/2026	SLG015484	US Treasury COI/SLG Case Number 202402093	47,518.02		0.00	
TRANSFER IN TOTAL					**47,518.02**	**47,518.02**	**0.00**	**0.00**

DATCU SPECIAL REVENUE FUND

	TRADE DATE	SETTLE DATE	CUSIP	DESCRIPTION	PAR VALUE	PRINCIPAL COST	PURCHASED INTEREST	TOTAL	PURCHASE YIELD
BUY									
	04/08/2026	04/10/2026	78015DQR4	RBC 03/25/27	250,000.00	240,596.39	0.00	(240,596.39)	4.03
BUY TOTAL					**250,000.00**	**240,596.39**	**0.00**	**(240,596.39)**	**4.03**

	TRADE DATE	SETTLE DATE	CUSIP	DESCRIPTION	PAR VALUE	BOOK VALUE	TOTAL	NET REALIZED GAIN/LOSS
MATURITY								
	04/10/2026	04/10/2026	62479MDA8	MUFG Bank, Ltd., New York Branch 0.0 04/10/2026	(250,000.00)	250,000.00	250,000.00	0.00
MATURITY TOTAL					**(250,000.00)**	**250,000.00**	**250,000.00**	**0.00**

2023 BONDS-SERIES 2023

	TRADE DATE	SETTLE DATE	CUSIP	DESCRIPTION	PAR VALUE	BOOK VALUE	TOTAL	NET REALIZED GAIN/LOSS
MATURITY								

MEEDER PUBLIC FUNDS

Transaction Statement

	04/09/2026	04/09/2026	60689GD94	MIZUHO BANK NY 04/09/26	(25,000,000.00)	25,000,000.00	25,000,000.00	0.00
	04/15/2026	04/15/2026	91282CGV7	UNITED STATES TREASURY 3.75 04/15/2026	(18,300,000.00)	18,300,000.00	18,300,000.00	0.00
	05/15/2026	05/15/2026	91282CHB0	UNITED STATES TREASURY 3.625 05/15/2026	(25,000,000.00)	25,000,000.00	25,000,000.00	0.00
	05/28/2026	05/28/2026	3133EPUD5	FEDERAL FARM CREDIT BANKS FUNDING CORP 4.75 05/28/2026	(47,070,000.00)	47,070,000.00	47,070,000.00	0.00
	06/12/2026	06/12/2026	3130AWGR5	FEDERAL HOME LOAN BANKS 4.375 06/12/2026	(14,075,000.00)	14,075,000.00	14,075,000.00	0.00
	06/12/2026	06/12/2026	3130AWLZ1	FEDERAL HOME LOAN BANKS 4.75 06/12/2026	(26,195,000.00)	26,195,000.00	26,195,000.00	0.00
	06/30/2026	06/30/2026	9128287B0	UNITED STATES TREASURY 1.875 06/30/2026	(25,000,000.00)	25,000,000.00	25,000,000.00	0.00
MATURITY TOTAL					**(180,640,000.00)**	**180,640,000.00**	**180,640,000.00**	**0.00**

2023 BONDS-SERIES 2025B

	TRADE DATE	SETTLE DATE	CUSIP	DESCRIPTION	PAR VALUE	BOOK VALUE	TOTAL	NET REALIZED GAIN/LOSS
MATURITY								
	04/09/2026	04/09/2026	63873KD95	Natixis, New York Branch 0.0 04/09/2026	(10,000,000.00)	10,000,000.00	10,000,000.00	(0.00)
	05/05/2026	05/05/2026	10924JE55	Brighthouse Financial Short Term Funding, LLC 0.0 05/05/2026	(10,000,000.00)	10,000,000.00	10,000,000.00	(0.00)
	06/03/2026	06/03/2026	05571CF30	BPCE S.A. 0.0 06/03/2026	(10,000,000.00)	10,000,000.00	10,000,000.00	(0.00)
MATURITY TOTAL					**(30,000,000.01)**	**30,000,000.01**	**30,000,000.00**	**(0.01)**

DEBT SERVICE

	TRADE DATE	SETTLE DATE	CUSIP	DESCRIPTION	PAR VALUE	BOOK VALUE	TOTAL	NET REALIZED GAIN/LOSS
SELL								
	06/16/2026	06/17/2026	86564XGX6	SUMITOMO MTSUI 07/31/26	(25,520,000.00)	25,402,097.60	25,402,097.60	0.00
SELL TOTAL					**(25,520,000.00)**	**25,402,097.60**	**25,402,097.60**	**0.00**

MEEDER PUBLIC FUNDS

Amortization Schedule

CUSIP	DESCRIPTION	PAR VALUE	PRINCIPAL COST	ORIGINAL PREMIUM OR DISCOUNT	BEGINNING BOOK VALUE	CURRENT PERIOD AMORT	ENDING BOOK VALUE	TOTAL AMORTIZATION	UNAMORTIZED BALANCE
2020 BONDS - SERIES 2020									
SLG015484	US Treasury COI/SLG Case Number 202402093	6,059,560.01	6,059,560.01	0.00	5,998,149.30	0.00	6,059,560.01	0.00	0.00
TOTAL		**6,059,560.01**	**6,059,560.01**	**0.00**	**5,998,149.30**	**0.00**	**6,059,560.01**	**0.00**	**0.00**
2023 BONDS- SERIES 2023									
3133EPUD5	FEDERAL FARM CREDIT BANKS FUNDING CORP 4.75 05/28/2026	4,505,000.00	4,512,613.45	7,613.45	4,505,434.17	(434.17)	0.00	(7,613.45)	0.00
3133EPUD5	FEDERAL FARM CREDIT BANKS FUNDING CORP 4.75 05/28/2026	42,565,000.00	42,630,190.85	65,190.85	42,568,717.65	(3,717.65)	0.00	(65,190.85)	0.00
3130AWGR5	FEDERAL HOME LOAN BANKS 4.375 06/12/2026	14,075,000.00	13,893,376.20	(181,623.80)	14,061,942.12	13,057.88	0.00	181,623.80	0.00
3130AWLZ1	FEDERAL HOME LOAN BANKS 4.75 06/12/2026	26,195,000.00	26,250,114.28	55,114.28	26,198,910.99	(3,910.99)	0.00	(55,114.28)	0.00
60689GD94	MIZUHO BANK NY 04/09/26	25,000,000.00	23,966,139.00	(1,033,861.00)	24,977,277.78	22,722.22	0.00	1,033,861.00	0.00
9128287B0	UNITED STATES TREASURY 1.875 06/30/2026	25,000,000.00	24,391,601.56	(608,398.44)	24,876,953.12	123,046.88	0.00	608,398.44	0.00
91282CHB0	UNITED STATES TREASURY 3.625 05/15/2026	25,000,000.00	24,911,132.81	(88,867.19)	24,990,200.11	9,799.89	0.00	88,867.19	0.00
91282CGV7	UNITED STATES TREASURY 3.75 04/15/2026	18,300,000.00	17,886,105.47	(413,894.53)	18,293,919.70	6,080.30	0.00	413,894.53	0.00
TOTAL		**180,640,000.00**	**178,441,273.62**	**(2,326,644.96)**	**180,473,355.65**	**166,644.35**	**0.00**	**2,198,726.38**	**0.00**
2023 BONDS- SERIES 2025A									
91282CJT9	US TREASURY 4.000 01/15/27	19,620,000.00	19,618,467.19	(1,532.81)	19,619,201.83	251.33	19,619,453.16	985.97	(546.84)
91282CKA8	US TREASURY 4.125 02/15/27	19,635,000.00	19,677,951.56	42,951.56	19,658,454.78	(6,669.95)	19,651,784.82	(26,166.74)	16,784.82
91282CKE0	US TREASURY 4.250 03/15/27	19,655,000.00	19,747,132.81	92,132.81	19,707,218.60	(13,654.86)	19,693,563.73	(53,569.08)	38,563.73
91282CJP7	US TREASURY 4.375 12/15/26	19,840,000.00	19,941,525.05	101,525.05	19,889,987.52	(17,631.26)	19,872,356.27	(69,168.78)	32,356.27
91282CHY0	US TREASURY 4.625 09/15/26	19,590,000.00	19,714,733.20	124,733.20	19,638,107.26	(26,214.14)	19,611,893.13	(102,840.07)	21,893.13
91282CJC6	US TREASURY 4.625 10/15/26	19,645,000.00	19,783,128.91	138,128.91	19,703,771.91	(27,148.45)	19,676,623.47	(106,505.44)	31,623.47
91282CJK8	US TREASURY 4.625 11/15/26	19,710,000.00	19,861,674.61	151,674.61	19,780,003.67	(27,940.06)	19,752,063.61	(109,611.00)	42,063.61
TOTAL		**137,695,000.00**	**138,344,613.33**	**649,613.33**	**137,996,745.57**	**(119,007.39)**	**137,877,738.18**	**(466,875.15)**	**182,738.18**
2023 BONDS- SERIES 2025B									
06054PJA5	BOFA SECURITIES 09/10/26	10,000,000.00	9,612,694.50	(387,305.50)	9,828,100.02	96,561.10	9,924,661.12	311,966.62	(75,338.88)

MEEDER PUBLIC FUNDS

Amortization Schedule

CUSIP	DESCRIPTION	PAR VALUE	PRINCIPAL COST	ORIGINAL PREMIUM OR DISCOUNT	BEGINNING BOOK VALUE	CURRENT PERIOD AMORT	ENDING BOOK VALUE	TOTAL AMORTIZATION	UNAMORTIZED BALANCE
05571CF30	BPCE S.A. 0.0 06/03/2026	10,000,000.00	9,712,916.67	(287,083.33)	9,931,750.00	68,250.00	0.00	287,083.33	0.00
10924JE55	Brighthouse Financial Short Term Funding, LLC 0.0 05/05/2026	10,000,000.00	9,741,055.56	(258,944.44)	9,962,694.45	37,305.56	0.00	258,944.44	0.00
53943HGD7	LLOYDS BANK 07/13/26	10,000,000.00	9,675,937.50	(324,062.50)	9,890,562.50	96,687.50	9,987,250.00	311,312.50	(12,750.00)
63873KD95	Natixis, New York Branch 0.0 04/09/2026	10,000,000.00	9,771,916.67	(228,083.33)	9,991,311.11	8,688.89	0.00	228,083.33	0.00
85324UHA4	SCB NEW YORK 08/10/26	10,000,000.00	9,648,372.20	(351,627.80)	9,862,086.10	95,802.78	9,957,888.89	309,516.69	(42,111.11)
TOTAL		**60,000,000.01**	**58,162,893.10**	**(1,837,106.91)**	**59,466,504.19**	**403,295.83**	**29,869,800.01**	**1,706,906.92**	**(130,199.99)**
DATCU SPECIAL REVENUE FUND									
05253CG83	ANZ BANK 07/08/26	250,000.00	242,917.08	(7,082.92)	247,400.28	2,414.03	249,814.31	6,897.23	(185.69)
53943HG13	Lloyds Bank plc 0.0 07/01/2026	250,000.00	239,913.19	(10,086.81)	247,377.43	2,622.57	250,000.00	10,086.81	0.00
62479MDA8	MUFG Bank, Ltd., New York Branch 0.0 04/10/2026	250,000.00	242,053.06	(7,946.94)	249,733.13	266.87	0.00	7,946.94	0.00
78015DQR4	RBC 03/25/27	250,000.00	240,596.39	(9,403.61)	0.00	2,209.44	242,805.83	2,209.44	(7,194.17)
91282CHY0	US TREASURY 4.625 09/15/26	400,000.00	403,562.50	3,562.50	401,629.97	(888.19)	400,741.78	(2,820.72)	741.78
9612C1Q18	WESTPAC 03/01/27	250,000.00	240,750.00	(9,250.00)	241,418.06	2,338.19	243,756.25	3,006.25	(6,243.75)
TOTAL		**1,650,000.00**	**1,609,792.22**	**(40,207.78)**	**1,387,558.85**	**8,962.93**	**1,387,118.17**	**27,325.95**	**(12,881.83)**
DEBT SERVICE									
0347M3GX6	ANGLESEA FDG 07/31/26	45,000,000.00	44,329,687.50	(670,312.50)	44,432,812.50	426,562.50	44,859,375.00	529,687.50	(140,625.00)
06743VNV8	BARCLAYS CPITAL 01/29/27	40,000,000.00	38,635,000.00	(1,365,000.00)	38,727,400.00	382,200.00	39,109,600.00	474,600.00	(890,400.00)
20632LGH4	Concord Minutemen Capital Company L.L.C. 0.0 07/17/2026	45,000,000.00	44,385,637.50	(614,362.50)	44,490,412.50	433,387.50	44,923,800.00	538,162.50	(76,200.00)
86564XGX6	SUMITOMO MTSUI 07/31/26	45,000,000.00	44,324,325.00	(675,675.00)	44,428,275.00	392,460.60	19,418,638.00	496,410.60	(61,362.00)
TOTAL		**175,000,000.00**	**171,674,650.00**	**(2,942,167.20)**	**172,078,900.00**	**1,634,610.60**	**148,311,413.00**	**2,038,860.60**	**(1,168,587.00)**
GRAND TOTAL		**561,044,560.02**	**554,292,782.28**	**(6,496,513.52)**	**557,401,213.57**	**2,094,506.31**	**323,505,629.37**	**5,504,944.70**	**(1,128,930.64)**

MEEDER PUBLIC FUNDS

Accrued Interest Schedule

IDENTIFIER	DESCRIPTION	SETTLE DATE	PAR VALUE	PRINCIPAL COST	BEGINNING ACCRUED INTEREST	PURCHASED INTEREST	CURRENT PERIOD ACCRUAL	INTEREST RECEIVED	ENDING ACCRUED INTEREST
2018 BONDS - SERIES 2018									
TXCLASSG	Texas Class Government	2026-06-30	755,248.33	755,248.33	0.00	0.00	7,347.19	7,347.19	0.00
TOTAL			**755,248.33**	**755,248.33**	**0.00**	**0.00**	**7,347.19**	**7,347.19**	**0.00**
2020 BONDS - SERIES 2020									
60934N104	FEDERATED HRMS GV O;INST	2026-06-30	6,465.11	6,465.11	20.48	0.00	59.84	61.39	18.93
TEXPOOL	TexPool	2026-06-30	776,105.01	776,105.01	0.00	0.00	24,176.62	24,176.62	0.00
SLG015484	US Treasury COI/SLG Case Number 202402093		6,059,560.01	6,059,560.01	0.00	0.00	13,892.69	13,892.69	0.00
TOTAL			**6,842,130.13**	**6,842,130.13**	**20.48**	**0.00**	**38,129.15**	**38,130.70**	**18.93**
2023 BONDS-SERIES 2023									
3133EPUD5	FEDERAL FARM CREDIT BANKS FUND-ING CORP 4.75 05/28/2026	2023-08-31	0.00	0.00	690,794.48	0.00	320,124.27	1,010,918.75	0.00
3133EPUD5	FEDERAL FARM CREDIT BANKS FUND-ING CORP 4.75 05/28/2026	2023-08-31	0.00	0.00	73,112.40	0.00	33,881.35	106,993.75	0.00
3130AWGR5	FEDERAL HOME LOAN BANKS 4.375 06/12/2026	2023-09-14	0.00	0.00	186,444.88	0.00	121,445.75	307,890.63	0.00
3130AWLZ1	FEDERAL HOME LOAN BANKS 4.75 06/12/2026	2023-08-31	0.00	0.00	376,735.03	0.00	245,396.22	622,131.25	0.00
LSGO	Lone Star Invest Pool - Government Overnight	2026-06-30	32,107,377.43	32,107,377.43	0.00	0.00	282,360.32	282,360.32	0.00
58510R580	MEEDER:GOVERNMENT MM;Y	2026-06-30	172,341,830.42	172,341,830.42	457,255.93	0.00	1,361,804.28	1,433,679.34	385,380.87
TEXPOOL	TexPool	2026-06-30	22,542,676.35	22,542,676.35	0.00	0.00	137,276.87	137,276.87	0.00
TEXSTAR	TexSTAR	2026-06-30	40,489,608.86	40,489,608.86	0.00	0.00	165,476.60	165,476.60	0.00
TXCLASS	Texas CLASS	2026-06-30	3,894,167.97	3,894,167.97	0.00	0.00	36,357.70	36,357.70	0.00
TXCLASSG	Texas Class Government	2026-06-30	41,654,518.47	41,654,518.47	0.00	0.00	173,331.78	173,331.78	0.00
TXRANGE	Texas Range TexasDAILY Fund	2026-06-30	5,325,869.21	5,325,869.21	0.00	0.00	50,153.67	50,153.67	0.00
9128287B0	UNITED STATES TREASURY 1.875 06/30/2026	2025-04-11	0.00	0.00	117,834.94	0.00	116,540.06	234,375.00	0.00
91282CHB0	UNITED STATES TREASURY 3.625 05/15/2026	2025-04-11	0.00	0.00	342,973.07	0.00	110,151.93	453,125.00	0.00
91282CGV7	UNITED STATES TREASURY 3.75 04/15/2026	2023-09-05	0.00	0.00	316,730.77	0.00	26,394.23	343,125.00	0.00
TOTAL			**318,356,048.71**	**318,356,048.71**	**2,561,881.50**	**0.00**	**3,180,695.03**	**5,357,195.66**	**385,380.87**

MEEDER PUBLIC FUNDS

Accrued Interest Schedule

IDENTIFIER	DESCRIPTION	SETTLE DATE	PAR VALUE	PRINCIPAL COST	BEGINNING ACCRUED INTEREST	PURCHASED INTEREST	CURRENT PERIOD ACCRUAL	INTEREST RECEIVED	ENDING ACCRUED INTEREST
2023 BONDS-SERIES 2025A									
58510R580	MEEDER:GOVERNMENT MM;Y	2026-06-30	1,242,943.40	1,242,943.40	20,261.06	0.00	56,562.47	66,559.26	10,264.27
TEXPOOL	TexPool	2026-06-30	8,110,388.69	8,110,388.69	0.00	0.00	59,113.15	59,113.15	0.00
91282CJT9	US TREASURY 4.000 01/15/27	2025-07-09	19,620,000.00	19,618,467.19	164,764.64	0.00	197,283.98	0.00	362,048.62
91282CKA8	US TREASURY 4.125 02/15/27	2025-07-09	19,635,000.00	19,677,951.56	100,683.62	0.00	203,604.64	0.00	304,288.26
91282CKE0	US TREASURY 4.250 03/15/27	2025-07-09	19,655,000.00	19,747,132.81	38,588.96	0.00	206,564.44	0.00	245,153.40
91282CJP7	US TREASURY 4.375 12/15/26	2025-07-09	19,840,000.00	19,941,525.05	255,153.85	0.00	216,791.51	434,000.00	37,945.36
91282CHY0	US TREASURY 4.625 09/15/26	2025-07-09	19,590,000.00	19,714,733.20	41,854.99	0.00	224,047.32	0.00	265,902.31
91282CJC6	US TREASURY 4.625 10/15/26	2025-07-09	19,645,000.00	19,783,128.91	419,345.19	0.00	226,095.04	454,290.63	191,149.61
91282CJK8	US TREASURY 4.625 11/15/26	2025-07-09	19,710,000.00	19,861,674.61	344,993.06	0.00	227,226.27	455,793.75	116,425.58
TOTAL			**147,048,332.09**	**147,697,945.42**	**1,385,645.37**	**0.00**	**1,617,288.82**	**1,469,756.79**	**1,533,177.39**
2023 BONDS-SERIES 2025B									
06054PJA5	BOFA SECURITIES 09/10/26	2025-09-10	10,000,000.00	9,612,694.50	0.00	0.00	0.00	0.00	0.00
53943HGD7	LLOYDS BANK 07/13/26	2025-09-11	10,000,000.00	9,675,937.50	0.00	0.00	0.00	0.00	0.00
LSGO	Lone Star Invest Pool - Government Overnight	2026-06-30	25,274,358.10	25,274,358.10	0.00	0.00	266,728.68	266,728.68	0.00
58510R580	MEEDER:GOVERNMENT MM;Y	2026-06-30	135,780,694.07	135,780,694.07	298,075.94	0.00	1,089,949.76	996,129.58	391,896.12
85324UHA4	SCB NEW YORK 08/10/26	2025-09-10	10,000,000.00	9,648,372.20	0.00	0.00	0.00	0.00	0.00
TOTAL			**191,055,052.17**	**189,992,056.37**	**298,075.94**	**0.00**	**1,356,678.44**	**1,262,858.26**	**391,896.12**
CHILD NUTRITION ACCOUNT									
PNCBANK	PNC Bank	2026-06-30	2,689,728.28	2,689,728.28	0.00	0.00	0.00	0.00	0.00
TEXPRIME	TexPool Prime	2026-06-30	1,183,477.40	1,183,477.40	0.00	0.00	19,989.96	19,989.96	0.00
TOTAL			**3,873,205.68**	**3,873,205.68**	**0.00**	**0.00**	**19,989.96**	**19,989.96**	**0.00**
DATCU SPECIAL REVENUE FUND									
05253CG83	ANZ BANK 07/08/26	2025-10-14	250,000.00	242,917.08	0.00	0.00	0.00	0.00	0.00
31846V567	FIRST AMER:GVT OBLG;Z	2026-06-30	69,158.41	69,158.41	282.29	0.00	597.14	679.36	200.07

MEEDER PUBLIC FUNDS

Accrued Interest Schedule

IDENTIFIER	DESCRIPTION	SETTLE DATE	PAR VALUE	PRINCIPAL COST	BEGINNING ACCRUED INTEREST	PURCHASED INTEREST	CURRENT PERIOD ACCRUAL	INTEREST RECEIVED	ENDING ACCRUED INTEREST
53943HG13	Lloyds Bank plc 0.0 07/01/2026	2025-07-16	250,000.00	239,913.19	0.00	0.00	0.00	0.00	0.00
LSGO	Lone Star Invest Pool - Government Overnight	2026-06-30	156,561.09	156,561.09	0.00	0.00	1,456.70	1,456.70	0.00
78015DQR4	RBC 03/25/27	2026-04-10	250,000.00	240,596.39	0.00	0.00	0.00	0.00	0.00
91282CHY0	US TREASURY 4.625 09/15/26	2025-09-15	400,000.00	403,562.50	854.62	0.00	4,574.73	0.00	5,429.35
9612C1Q18	WESTPAC 03/01/27	2026-03-06	250,000.00	240,750.00	0.00	0.00	0.00	0.00	0.00
TOTAL			**1,625,719.50**	**1,593,458.66**	**1,136.91**	**0.00**	**6,628.57**	**2,136.06**	**5,629.42**
DEBT SERVICE									
0347M3GX6	ANGLESEA FDG 07/31/26	2026-03-10	45,000,000.00	44,329,687.50	0.00	0.00	0.00	0.00	0.00
06743VNV8	BARCLAYS CPITAL 01/29/27	2026-03-10	40,000,000.00	38,635,000.00	0.00	0.00	0.00	0.00	0.00
20632LGH4	Concord Minutemen Capital Company L.L.C. 0.0 07/17/2026	2026-03-10	45,000,000.00	44,385,637.50	0.00	0.00	0.00	0.00	0.00
LSCO	Lone Star Invest Pool - Corporate Overnight Fund	2026-06-30	4,320,316.09	4,320,316.09	0.00	0.00	40,350.00	40,350.00	0.00
LSGO	Lone Star Invest Pool - Government Overnight	2026-06-30	2,537,816.30	2,537,816.30	0.00	0.00	19,248.04	19,248.04	0.00
58510R580	MEEDER:GOVERNMENT MM;Y	2026-06-30	62,560.93	62,560.93	0.00	0.00	103,432.18	103,432.18	0.00
86564XGX6	SUMITOMO MTSUI 07/31/26	2026-03-10	19,480,000.00	19,187,507.80	0.00	0.00	0.00	0.00	0.00
TEXPOOL	TexPool	2026-06-30	1,544,471.41	1,544,471.41	0.00	0.00	13,956.17	13,956.17	0.00
TXCLASSG	Texas Class Government	2026-06-30	0.00	0.00	0.00	0.00	7.19	7.19	0.00
TXRANGE	Texas Range TexasDAILY Fund	2026-06-30	0.00	0.00	0.00	0.00	16.43	16.43	0.00
TOTAL			**157,945,164.73**	**155,002,997.53**	**0.00**	**0.00**	**177,010.01**	**177,010.01**	**0.00**
GENERAL OPERATING									
LSCO	Lone Star Invest Pool - Corporate Overnight Fund	2026-06-30	78,779,803.65	78,779,803.65	0.00	0.00	920,564.86	920,564.86	0.00
LSGO	Lone Star Invest Pool - Government Overnight	2026-06-30	35,781,278.98	35,781,278.98	0.00	0.00	294,296.97	294,296.97	0.00
PNCBANK	PNC Bank	2026-06-30	4,266,665.95	4,266,665.95	0.00	0.00	703.46	703.46	0.00
TEXPOOL	TexPool	2026-06-30	4,031,450.13	4,031,450.13	0.00	0.00	29,777.26	29,777.26	0.00
TEXSTAR	TexSTAR	2026-06-30	47,230.79	47,230.79	0.00	0.00	423.56	423.56	0.00
TXCLASSG	Texas Class Government	2026-06-30	386,134.37	386,134.37	0.00	0.00	3,383.92	3,383.92	0.00

MEEDER PUBLIC FUNDS

Accrued Interest Schedule

IDENTIFIER	DESCRIPTION	SETTLE DATE	PAR VALUE	PRINCIPAL COST	BEGINNING ACCRUED INTEREST	PURCHASED INTEREST	CURRENT PERIOD ACCRUAL	INTEREST RECEIVED	ENDING ACCRUED INTEREST
TXRANGE	Texas Range TexasDAILY Fund	2026-06-30	286,664.29	286,664.29	0.00	0.00	2,582.81	2,582.81	0.00
TOTAL			**123,579,228.16**	**123,579,228.16**	**0.00**	**0.00**	**1,251,732.84**	**1,251,732.84**	**0.00**
PAYROLL ACCOUNT									
PNCBANK	PNC Bank	2026-06-30	3,904,529.95	3,904,529.95	0.00	0.00	3,091.79	3,091.79	0.00
TOTAL			**3,904,529.95**	**3,904,529.95**	**0.00**	**0.00**	**3,091.79**	**3,091.79**	**0.00**
REPLACEMENT CYCLE ACCOUNT									
TEXPOOL	TexPool	2026-06-30	4,763,018.87	4,763,018.87	0.00	0.00	37,763.69	37,763.69	0.00
TOTAL			**4,763,018.87**	**4,763,018.87**	**0.00**	**0.00**	**37,763.69**	**37,763.69**	**0.00**
WORKER'S COMPENSATION ACCOUNT									
TEXPOOL	TexPool	2026-06-30	358,659.14	358,659.14	0.00	0.00	3,237.84	3,237.84	0.00
TOTAL			**358,659.14**	**358,659.14**	**0.00**	**0.00**	**3,237.84**	**3,237.84**	**0.00**
GRAND TOTAL			**960,106,337.46**	**956,718,526.95**	**4,246,760.20**	**0.00**	**7,699,593.33**	**9,630,250.79**	**2,316,102.73**

MEEDER PUBLIC FUNDS

Earnings by Fund

CUSIP	DESCRIPTION	ENDING PAR VALUE	BEGINNING BOOK VALUE	ENDING BOOK VALUE	FINAL MATURITY	COUPON RATE	YIELD	INTEREST EARNED	NET AMORTIZATION/ ACCRETION INCOME	NET REALIZED GAIN/LOSS	ADJUSTED INTEREST EARNINGS
2018 BONDS - SERIES 2018											
TXCLASSG	Texas Class Government	755,248.33	853,546.64	755,248.33	06/30/2026	4.26	3.57	7,347.19	0.00	0.00	7,347.19
TOTAL		**755,248.33**	**853,546.64**	**755,248.33**		**4.26**	**3.57**	**7,347.19**	**0.00**	**0.00**	**7,347.19**
2020 BONDS - SERIES 2020											
60934N104	FEDERATED HRMS GV O;INST	6,465.11	7,062.90	6,465.11	06/30/2026	3.50	3.51	59.84	0.00	0.00	59.84
SLG015484	US Treasury COI/SLG Case Number 202402093	6,059,560.01	5,998,149.30	6,059,560.01	06/30/2026	0.00	2.94	13,892.69	0.00	0.00	13,892.69
TEXPOOL	TexPool	776,105.01	5,227,919.33	776,105.01	06/30/2026	5.34	3.67	24,176.62	0.00	0.00	24,176.62
TOTAL		**6,842,130.13**	**11,233,131.53**	**6,842,130.13**		**0.61**	**3.02**	**38,129.15**	**0.00**	**0.00**	**38,129.15**
2023 BONDS-SERIES 2023											
3130AWGR5	FEDERAL HOME LOAN BANKS 4.375 06/12/2026	0.00	14,061,942.12	0.00	06/12/2026	4.38	4.88	121,445.75	13,057.88	0.00	134,503.63
3130AWLZ1	FEDERAL HOME LOAN BANKS 4.75 06/12/2026	0.00	26,198,910.99	0.00	06/12/2026	4.75	4.67	245,396.22	(3,910.99)	0.00	241,485.22
3133EPUD5	FEDERAL FARM CREDIT BANKS FUNDING CORP 4.75 05/28/2026	0.00	4,505,434.17	0.00	05/28/2026	4.75	4.69	33,881.35	(434.17)	0.00	33,447.18
3133EPUD5	FEDERAL FARM CREDIT BANKS FUNDING CORP 4.75 05/28/2026	0.00	42,568,717.65	0.00	05/28/2026	4.75	4.69	320,124.27	(3,717.65)	0.00	316,406.62
58510R580	MEEDER:GOVERNMENT MM;Y	172,341,830.42	147,214,141.34	172,341,830.42	06/30/2026	3.53	3.54	1,361,804.28	0.00	0.00	1,361,804.28
60689GD94	MIZUHO BANK NY 04/09/26	0.00	24,977,277.78	0.00	04/09/2026	0.00	4.27	0.00	22,722.22	0.00	22,722.22
9128287B0	UNITED STATES TREASURY 1.875 06/30/2026	0.00	24,876,953.12	0.00	06/30/2026	1.88	3.93	116,540.06	123,046.88	0.00	239,586.93
91282CGV7	UNITED STATES TREASURY 3.75 04/15/2026	0.00	18,293,919.70	0.00	04/15/2026	3.75	4.68	26,394.23	6,080.30	0.00	32,474.53
91282CHB0	UNITED STATES TREASURY 3.625 05/15/2026	0.00	24,990,200.11	0.00	05/15/2026	3.63	3.96	110,151.93	9,799.89	0.00	119,951.82
LSGO	Lone Star Invest Pool - Government Overnight	32,107,377.43	40,785,604.14	32,107,377.43	06/30/2026	0.00	3.65	282,360.32	0.00	0.00	282,360.32
TEXPOOL	TexPool	22,542,676.35	406,221.81	22,542,676.35	06/30/2026	5.34	3.67	137,276.87	0.00	0.00	137,276.87
TEXSTAR	TexSTAR	40,489,608.86	324,132.26	40,489,608.86	06/30/2026	5.30	3.64	165,476.60	0.00	0.00	165,476.60
TXCLASS	Texas CLASS	3,894,167.97	3,857,810.27	3,894,167.97	06/30/2026	0.00	3.78	36,357.70	0.00	0.00	36,357.70
TXCLASSG	Texas Class Government	41,654,518.47	1,878,054.18	41,654,518.47	06/30/2026	4.26	3.57	173,331.78	0.00	0.00	173,331.78

MEEDER PUBLIC FUNDS

Earnings by Fund

CUSIP	DESCRIPTION	ENDING PAR VALUE	BEGINNING BOOK VALUE	ENDING BOOK VALUE	FINAL MATURITY	COUPON RATE	YIELD	INTEREST EARNED	NET AMORTIZATION/ ACCRETION INCOME	NET REALIZED GAIN/LOSS	ADJUSTED INTEREST EARNINGS
TXRANGE	Texas Range TexasDAILY Fund	5,325,869.21	5,975,964.51	5,325,869.21	06/30/2026	5.04	3.64	50,153.67	0.00	0.00	50,153.67
TOTAL		**318,356,048.71**	**380,915,284.16**	**318,356,048.71**		**3.60**	**3.58**	**3,180,695.03**	**166,644.35**	**0.00**	**3,347,339.38**
2023 BONDS-SERIES 2025A											
58510R580	MEEDER:GOVERNMENT MM;Y	1,242,943.40	7,344,919.17	1,242,943.40	06/30/2026	3.53	3.54	56,562.47	0.00	0.00	56,562.47
91282CHY0	US TREASURY 4.625 09/15/26	19,590,000.00	19,638,107.26	19,611,893.13	09/15/2026	4.63	4.06	224,047.32	(26,214.14)	0.00	197,833.18
91282CJC6	US TREASURY 4.625 10/15/26	19,645,000.00	19,703,771.91	19,676,623.47	10/15/2026	4.63	4.05	226,095.04	(27,148.45)	0.00	198,946.60
91282CJK8	US TREASURY 4.625 11/15/26	19,710,000.00	19,780,003.67	19,752,063.61	11/15/2026	4.63	4.03	227,226.27	(27,940.06)	0.00	199,286.21
91282CJP7	US TREASURY 4.375 12/15/26	19,840,000.00	19,889,987.52	19,872,356.27	12/15/2026	4.38	4.00	216,791.51	(17,631.26)	0.00	199,160.25
91282CJT9	US TREASURY 4.000 01/15/27	19,620,000.00	19,619,201.83	19,619,453.16	01/15/2027	4.00	4.00	197,283.98	251.33	0.00	197,535.30
91282CKA8	US TREASURY 4.125 02/15/27	19,635,000.00	19,658,454.78	19,651,784.82	02/15/2027	4.13	3.98	203,604.64	(6,669.95)	0.00	196,934.69
91282CKE0	US TREASURY 4.250 03/15/27	19,655,000.00	19,707,218.60	19,693,563.73	03/15/2027	4.25	3.96	206,564.44	(13,654.86)	0.00	192,909.57
TEXPOOL	TexPool	8,110,388.69	8,384,413.84	8,110,388.69	06/30/2026	5.34	3.67	59,113.15	0.00	0.00	59,113.15
TOTAL		**147,048,332.09**	**153,726,078.58**	**147,231,070.27**		**4.42**	**3.99**	**1,617,288.82**	**(119,007.39)**	**0.00**	**1,498,281.43**
2023 BONDS-SERIES 2025B											
05571CF30	BPCE S.A. 0.0 06/03/2026	0.00	9,931,750.00	0.00	06/03/2026	0.00	4.02	0.00	68,250.00	(0.00)	68,250.00
06054PJA5	BOFA SECURITIES 09/10/26	10,000,000.00	9,828,100.02	9,924,661.12	09/10/2026	0.00	3.97	0.00	96,561.10	0.00	96,561.10
10924JE55	Brighthouse Financial Short Term Funding, LLC 0.0 05/05/2026	0.00	9,962,694.45	0.00	05/05/2026	0.00	4.06	0.00	37,305.56	(0.00)	37,305.55
53943HGD7	LLOYDS BANK 07/13/26	10,000,000.00	9,890,562.50	9,987,250.00	07/13/2026	0.00	3.95	0.00	96,687.50	0.00	96,687.50
58510R580	MEEDER:GOVERNMENT MM;Y	135,780,694.07	104,798,753.61	135,780,694.07	06/30/2026	3.53	3.54	1,089,949.76	0.00	0.00	1,089,949.76
63873KD95	Natixis, New York Branch 0.0 04/09/2026	0.00	9,991,311.11	0.00	04/09/2026	0.00	4.00	0.00	8,688.89	(0.00)	8,688.89
85324UHA4	SCB NEW YORK 08/10/26	10,000,000.00	9,862,086.10	9,957,888.89	08/10/2026	0.00	3.93	0.00	95,802.78	0.00	95,802.78
LSGO	Lone Star Invest Pool - Government Overnight	25,274,358.10	33,017,029.45	25,274,358.10	06/30/2026	0.00	3.65	266,728.68	0.00	0.00	266,728.68
TOTAL		**191,055,052.17**	**197,282,287.25**	**190,924,852.18**		**2.51**	**3.62**	**1,356,678.44**	**403,295.83**	**(0.01)**	**1,759,974.25**
CHILD NUTRITION ACCOUNT											

MEEDER PUBLIC FUNDS

Earnings by Fund

CUSIP	DESCRIPTION	ENDING PAR VALUE	BEGINNING BOOK VALUE	ENDING BOOK VALUE	FINAL MATURITY	COUPON RATE	YIELD	INTEREST EARNED	NET AMORTIZATION/ ACCRETION INCOME	NET REALIZED GAIN/LOSS	ADJUSTED INTEREST EARNINGS
PNCBANK	PNC Bank	2,689,728.28	2,486,821.03	2,689,728.28	06/30/2026	0.00	0.00	0.00	0.00	0.00	0.00
TEXPRIME	TexPool Prime	1,183,477.40	2,163,487.44	1,183,477.40	06/30/2026	4.50	3.81	19,989.96	0.00	0.00	19,989.96
TOTAL		**3,873,205.68**	**4,650,308.47**	**3,873,205.68**		**1.37**	**1.16**	**19,989.96**	**0.00**	**0.00**	**19,989.96**
DATCU SPECIAL REVENUE FUND											
05253CG83	ANZ BANK 07/08/26	250,000.00	247,400.28	249,814.31	07/08/2026	0.00	3.93	0.00	2,414.03	0.00	2,414.03
31846V567	FIRST AMER:GVT OBLG;Z	69,158.41	59,200.78	69,158.41	06/30/2026	3.52	3.53	597.14	0.00	0.00	597.14
53943HG13	Lloyds Bank plc 0.0 07/01/2026	250,000.00	247,377.43	250,000.00	07/01/2026	0.00	4.32	0.00	2,622.57	0.00	2,622.57
62479MDA8	MUFG Bank, Ltd., New York Branch 0.0 04/10/2026	0.00	249,733.13	0.00	04/10/2026	0.00	4.41	0.00	266.87	0.00	266.87
78015DQR4	RBC 03/25/27	250,000.00	0.00	242,805.83	03/25/2027	0.00	4.03	0.00	2,209.44	0.00	2,209.44
91282CHY0	US TREASURY 4.625 09/15/26	400,000.00	401,629.97	400,741.78	09/15/2026	4.63	3.71	4,574.73	(888.19)	0.00	3,686.54
9612C1Q18	WESTPAC 03/01/27	250,000.00	241,418.06	243,756.25	03/01/2027	0.00	3.84	0.00	2,338.19	0.00	2,338.19
LSGO	Lone Star Invest Pool - Government Overnight	156,561.09	163,501.79	156,561.09	06/30/2026	0.00	3.65	1,456.70	0.00	0.00	1,456.70
TOTAL		**1,625,719.50**	**1,610,261.42**	**1,612,837.67**		**1.31**	**3.89**	**6,628.57**	**8,962.93**	**0.00**	**15,591.50**
DEBT SERVICE											
0347M3GX6	ANGLESEA FDG 07/31/26	45,000,000.00	44,432,812.50	44,859,375.00	07/31/2026	0.00	3.81	0.00	426,562.50	0.00	426,562.50
06743VNV8	BARCLAYS CPITAL 01/29/27	40,000,000.00	38,727,400.00	39,109,600.00	01/29/2027	0.00	3.91	0.00	382,200.00	0.00	382,200.00
20632LGH4	Concord Minutemen Capital Company L.L.C. 0.0 07/17/2026	45,000,000.00	44,490,412.50	44,923,800.00	07/17/2026	0.00	3.86	0.00	433,387.50	0.00	433,387.50
58510R580	MEEDER:GOVERNMENT MM;Y	62,560.93	3,609,359.87	62,560.93	06/30/2026	3.53	3.54	103,432.18	0.00	0.00	103,432.18
86564XGX6	SUMITOMO MTSUI 07/31/26	19,480,000.00	44,428,275.00	19,418,638.00	07/31/2026	0.00	3.84	0.00	392,460.60	0.00	392,460.60
LSCO	Lone Star Invest Pool - Corporate Overnight Fund	4,320,316.09	4,279,966.09	4,320,316.09	06/30/2026	0.00	3.79	40,350.00	0.00	0.00	40,350.00
LSGO	Lone Star Invest Pool - Government Overnight	2,537,816.30	480,263.73	2,537,816.30	06/30/2026	0.00	3.65	19,248.04	0.00	0.00	19,248.04
TEXPOOL	TexPool	1,544,471.41	1,532,765.24	1,544,471.41	06/30/2026	5.34	3.67	13,956.17	0.00	0.00	13,956.17
TXCLASSG	Texas Class Government	0.00	2,463.55	0.00	06/30/2026	4.26	3.53	7.19	0.00	0.00	7.19
TXRANGE	Texas Range TexasDAILY Fund	0.00	6,516.35	0.00	06/30/2026	5.04	3.61	16.43	0.00	0.00	16.43
TOTAL		**157,945,164.73**	**181,990,234.83**	**156,776,577.73**		**0.05**	**3.85**	**177,010.01**	**1,634,610.60**	**0.00**	**1,811,620.61**

MEEDER PUBLIC FUNDS

Earnings by Fund

CUSIP	DESCRIPTION	ENDING PAR VALUE	BEGINNING BOOK VALUE	ENDING BOOK VALUE	FINAL MATURITY	COUPON RATE	YIELD	INTEREST EARNED	NET AMORTIZATION/ ACCRETION INCOME	NET REALIZED GAIN/LOSS	ADJUSTED INTEREST EARNINGS
GENERAL OPERATING											
LSCO	Lone Star Invest Pool - Corporate Overnight Fund	78,779,803.65	100,770,606.36	78,779,803.65	06/30/2026	0.00	3.79	920,564.86	0.00	0.00	920,564.86
LSGO	Lone Star Invest Pool - Government Overnight	35,781,278.98	60,625,108.59	35,781,278.98	06/30/2026	0.00	3.65	294,296.97	0.00	0.00	294,296.97
PNCBANK	PNC Bank	4,266,665.95	6,215,204.82	4,266,665.95	06/30/2026	0.00	0.00	703.46	0.00	0.00	703.46
TEXPOOL	TexPool	4,031,450.13	1,654,299.56	4,031,450.13	06/30/2026	5.34	3.67	29,777.26	0.00	0.00	29,777.26
TEXSTAR	TexSTAR	47,230.79	46,807.23	47,230.79	06/30/2026	5.30	3.64	423.56	0.00	0.00	423.56
TXCLASSG	Texas Class Government	386,134.37	382,750.45	386,134.37	06/30/2026	4.26	3.57	3,383.92	0.00	0.00	3,383.92
TXRANGE	Texas Range TexasDAILY Fund	286,664.29	284,081.48	286,664.29	06/30/2026	5.04	3.64	2,582.81	0.00	0.00	2,582.81
TOTAL		**123,579,228.16**	**169,978,858.49**	**123,579,228.16**		**0.20**	**3.61**	**1,251,732.84**	**0.00**	**0.00**	**1,251,732.84**
PAYROLL ACCOUNT											
PNCBANK	PNC Bank	3,904,529.95	2,871,519.03	3,904,529.95	06/30/2026	0.00	0.00	3,091.79	0.00	0.00	3,091.79
TOTAL		**3,904,529.95**	**2,871,519.03**	**3,904,529.95**		**0.00**	**0.00**	**3,091.79**	**0.00**	**0.00**	**3,091.79**
REPLACEMENT CYCLE ACCOUNT											
TEXPOOL	TexPool	4,763,018.87	4,135,711.13	4,763,018.87	06/30/2026	5.34	3.67	37,763.69	0.00	0.00	37,763.69
TOTAL		**4,763,018.87**	**4,135,711.13**	**4,763,018.87**		**5.34**	**3.67**	**37,763.69**	**0.00**	**0.00**	**37,763.69**
WORKER'S COMPENSATION ACCOUNT											
TEXPOOL	TexPool	358,659.14	355,421.30	358,659.14	06/30/2026	5.34	3.67	3,237.84	0.00	0.00	3,237.84
TOTAL		**358,659.14**	**355,421.30**	**358,659.14**		**5.34**	**3.67**	**3,237.84**	**0.00**	**0.00**	**3,237.84**
GRAND TOTAL		**960,106,337.46**	**1,109,602,642.84**	**958,977,406.82**		**2.46**	**3.67**	**7,699,593.33**	**2,094,506.31**	**(0.01)**	**9,794,099.62**

MEEDER PUBLIC FUNDS

Projected Cashflows

For the Period July 01, 2026 to December 31, 2026

CUSIP	DESCRIPTION	POST DATE	TRANSACTION TYPE	AMOUNT
2023 BONDS-SERIES 2023				
JUN 2026				
9128287B0	UNITED STATES TREASURY 1.875 06/30/2026	06/30/2026	Maturity	25,000,000.00
9128287B0	UNITED STATES TREASURY 1.875 06/30/2026	06/30/2026	Coupon	234,375.00
JUN 2026 TOTAL				**25,234,375.00**
2023 BONDS-SERIES 2023 TOTAL				**25,234,375.00**
2023 BONDS-SERIES 2025A				
JUL 2026				
91282CJT9	US TREASURY 4.000 01/15/27	07/15/2026	Coupon	392,400.00
JUL 2026 TOTAL				**392,400.00**
AUG 2026				
91282CKA8	US TREASURY 4.125 02/15/27	08/17/2026	Coupon	404,971.88
AUG 2026 TOTAL				**404,971.88**
SEP 2026				
91282CKE0	US TREASURY 4.250 03/15/27	09/15/2026	Coupon	417,668.75
91282CHY0	US TREASURY 4.625 09/15/26	09/15/2026	Final Maturity	19,590,000.00
91282CHY0	US TREASURY 4.625 09/15/26	09/15/2026	Coupon	453,018.75
SEP 2026 TOTAL				**20,460,687.50**
OCT 2026				
91282CJC6	US TREASURY 4.625 10/15/26	10/15/2026	Coupon	454,290.63
91282CJC6	US TREASURY 4.625 10/15/26	10/15/2026	Final Maturity	19,645,000.00
OCT 2026 TOTAL				**20,099,290.63**
NOV 2026				
91282CJK8	US TREASURY 4.625 11/15/26	11/16/2026	Coupon	455,793.75

MEEDER PUBLIC FUNDS

Projected Cashflows

For the Period July 01, 2026 to December 31, 2026

CUSIP	DESCRIPTION	POST DATE	TRANSACTION TYPE	AMOUNT
91282CJK8	US TREASURY 4.625 11/15/26	11/16/2026	Final Maturity	19,710,000.00
NOV 2026 TOTAL				**20,165,793.75**
DEC 2026				
91282CJP7	US TREASURY 4.375 12/15/26	12/15/2026	Coupon	434,000.00
91282CJP7	US TREASURY 4.375 12/15/26	12/15/2026	Final Maturity	19,840,000.00
DEC 2026 TOTAL				**20,274,000.00**
JAN 2027				
91282CJT9	US TREASURY 4.000 01/15/27	01/15/2027	Final Maturity	19,620,000.00
91282CJT9	US TREASURY 4.000 01/15/27	01/15/2027	Coupon	392,400.00
JAN 2027 TOTAL				**20,012,400.00**
FEB 2027				
91282CKA8	US TREASURY 4.125 02/15/27	02/16/2027	Final Maturity	19,635,000.00
91282CKA8	US TREASURY 4.125 02/15/27	02/16/2027	Coupon	404,971.88
FEB 2027 TOTAL				**20,039,971.88**
MAR 2027				
91282CKE0	US TREASURY 4.250 03/15/27	03/15/2027	Coupon	417,668.75
91282CKE0	US TREASURY 4.250 03/15/27	03/15/2027	Final Maturity	19,655,000.00
MAR 2027 TOTAL				**20,072,668.75**
2023 BONDS-SERIES 2025A TOTAL				**141,922,184.38**
2023 BONDS-SERIES 2025B				
JUL 2026				
53943HGD7	Lloyds Bank plc 0.0 07/13/2026	07/13/2026	Maturity	10,000,000.00
JUL 2026 TOTAL				**10,000,000.00**
AUG 2026				

MEEDER PUBLIC FUNDS

Projected Cashflows

For the Period July 01, 2026 to December 31, 2026

CUSIP	DESCRIPTION	POST DATE	TRANSACTION TYPE	AMOUNT
85324UHA4	SCB NEW YORK 08/10/26	08/10/2026	Final Maturity	10,000,000.00
AUG 2026 TOTAL				**10,000,000.00**
SEP 2026				
06054PJA5	BOFA SECURITIES 09/10/26	09/10/2026	Final Maturity	10,000,000.00
SEP 2026 TOTAL				**10,000,000.00**
2023 BONDS-SERIES 2025B TOTAL				**30,000,000.00**
DATCU SPECIAL REVENUE FUND				
JUL 2026				
53943HG13	Lloyds Bank plc 0.0 07/01/2026	07/01/2026	Maturity	250,000.00
05253CG83	Australia and New Zealand Banking Group Limited 0.0 07/08/2026	07/08/2026	Maturity	250,000.00
JUL 2026 TOTAL				**500,000.00**
SEP 2026				
91282CHY0	US TREASURY 4.625 09/15/26	09/15/2026	Coupon	9,250.00
91282CHY0	US TREASURY 4.625 09/15/26	09/15/2026	Final Maturity	400,000.00
SEP 2026 TOTAL				**409,250.00**
MAR 2027				
9612C1Q18	WESTPAC 03/01/27	03/01/2027	Final Maturity	250,000.00
78015DQR4	RBC 03/25/27	03/25/2027	Final Maturity	250,000.00
MAR 2027 TOTAL				**500,000.00**
DATCU SPECIAL REVENUE FUND TOTAL				**1,409,250.00**
DEBT SERVICE				
JUL 2026				
20632LGH4	Concord Minutemen Capital Company L.L.C. 0.0 07/17/2026	07/17/2026	Maturity	45,000,000.00

MEEDER PUBLIC FUNDS

Projected Cashflows

For the Period July 01, 2026 to December 31, 2026

CUSIP	DESCRIPTION	POST DATE	TRANSACTION TYPE	AMOUNT
0347M3GX6	ANGLESEA FDG 07/31/26	07/31/2026	Final Maturity	45,000,000.00
86564XGX6	SUMITOMO MTSUI 07/31/26	07/31/2026	Final Maturity	19,480,000.00
JUL 2026 TOTAL				**109,480,000.00**
JAN 2027				
06743VNV8	BARCLAYS CPITAL 01/29/27	01/29/2027	Final Maturity	40,000,000.00
JAN 2027 TOTAL				**40,000,000.00**
DEBT SERVICE TOTAL				**149,480,000.00**
GRAND TOTAL				**348,045,809.38**

MEEDER PUBLIC FUNDS

Change in Value

IDENTIFIER	ISSUER PAR VALUE	YIELD	TRADE DATE MATURITY DATE	INTEREST ACCRUAL INTEREST RECEIVED	BEGINNING BOOK VALUE BEGINNING MARKET VALUE	PURCHASES/ ADDITIONS	REDEMPTIONS	CHANGE IN BOOK VALUE CHANGE IN MARKET VALUE	ENDING BOOK VALUE ENDING MARKET VALUE
2018 BONDS - SERIES 2018									
TXCLASSG	Texas Class Government 755,248.33	3.57	06/30/2026	7,347.19 7,347.19	853,546.64 853,546.64	2,500.87	(100,799.18)	(98,298.31) (98,298.31)	755,248.33 755,248.33
TOTAL		**3.57**		**7,347.19 7,347.19**	**853,546.64 853,546.64**	**2,500.87**	**(100,799.18)**	**(98,298.31) (98,298.31)**	**755,248.33 755,248.33**
2020 BONDS - SERIES 2020									
SLG015484	US Treasury COI/SLG Case Number 202402093 6,059,560.01	2.94	06/30/2026	13,892.69 13,892.69	5,998,149.30 5,998,149.30	13,892.69	0.00	61,410.71 61,410.71	6,059,560.01 6,059,560.01
60934N104	FEDERATED HRMS GV O;INST 6,465.11	3.51	06/30/2026	59.84 61.39	7,062.90 7,062.90	61.39	(659.18)	(597.79) (597.79)	6,465.11 6,465.11
TEXPOOL	TexPool 776,105.01	3.67	06/30/2026	24,176.62 24,176.62	5,227,919.33 5,227,919.33	0.00	(4,451,814.32)	(4,451,814.32) (4,451,814.32)	776,105.01 776,105.01
TOTAL		**3.02**		**38,129.15 38,130.70**	**11,233,131.53 11,233,131.53**	**13,954.08**	**(4,452,473.50)**	**(4,391,001.40) (4,391,001.40)**	**6,842,130.13 6,842,130.13**
2023 BONDS-SERIES 2023									
60689GD94	MIZUHO BANK NY 04/09/26 0.00	4.27	04/10/2025 04/09/2026	0.00 0.00	24,977,277.78 24,977,277.78	0.00	(25,000,000.00)	(24,977,277.78) (24,977,277.78)	0.00 0.00
91282CGV7	UNITED STATES TREASURY 3.75 04/15/2026 0.00	4.68	09/01/2023 04/15/2026	26,394.23 343,125.00	18,293,919.70 18,299,285.20	0.00	(18,300,000.00)	(18,293,919.70) (18,299,285.20)	0.00 0.00
91282CHB0	UNITED STATES TREASURY 3.625 05/15/2026 0.00	3.96	04/10/2025 05/15/2026	110,151.93 453,125.00	24,990,200.11 24,995,117.25	0.00	(25,000,000.00)	(24,990,200.11) (24,995,117.25)	0.00 0.00
3133EPUD5	FEDERAL FARM CREDIT BANKS FUNDING CORP 4.75 05/28/2026 0.00	4.69	08/30/2023 05/28/2026	320,124.27 1,010,918.75	42,568,717.65 42,628,847.50	0.00	(42,565,000.00)	(42,568,717.65) (42,628,847.50)	0.00 0.00
3133EPUD5	FEDERAL FARM CREDIT BANKS FUNDING CORP 4.75 05/28/2026 0.00	4.69	08/30/2023 05/28/2026	33,881.35 106,993.75	4,505,434.17 4,511,757.50	0.00	(4,505,000.00)	(4,505,434.17) (4,511,757.50)	0.00 0.00
3130AWLZ1	FEDERAL HOME LOAN BANKS 4.75 06/12/2026 0.00	4.67	08/30/2023 06/12/2026	245,396.22 622,131.25	26,198,910.99 26,242,674.90	0.00	(26,195,000.00)	(26,198,910.99) (26,242,674.90)	0.00 0.00
3130AWGR5	FEDERAL HOME LOAN BANKS 4.375 06/12/2026 0.00	4.88	09/13/2023 06/12/2026	121,445.75 307,890.63	14,061,942.12 14,089,497.25	0.00	(14,075,000.00)	(14,061,942.12) (14,089,497.25)	0.00 0.00

MEEDER PUBLIC FUNDS

Change in Value

IDENTIFIER	ISSUER PAR VALUE	YIELD	TRADE DATE MATURITY DATE	INTEREST ACCRUAL INTEREST RECEIVED	BEGINNING BOOK VALUE BEGINNING MARKET VALUE	PURCHASES/ ADDITIONS	REDEMPTIONS	CHANGE IN BOOK VALUE CHANGE IN MARKET VALUE	ENDING BOOK VALUE ENDING MARKET VALUE
9128287B0	UNITED STATES TREASURY 1.875 06/30/2026 0.00	3.93	04/10/2025 06/30/2026	116,540.06 234,375.00	24,876,953.12 24,885,742.25	0.00	(25,000,000.00)	(24,876,953.12) (24,885,742.25)	0.00 0.00
TXRANGE	Texas Range TexasDAILY Fund 5,325,869.21	3.64	06/30/2026	50,153.67 50,153.67	5,975,964.51 5,975,964.51	15,872.74	(665,968.04)	(650,095.30) (650,095.30)	5,325,869.21 5,325,869.21
TEXPOOL	TexPool 22,542,676.35	3.67	06/30/2026	137,276.87 137,276.87	406,221.81 406,221.81	40,057,101.15	(17,920,646.61)	22,136,454.54 22,136,454.54	22,542,676.35 22,542,676.35
TEXSTAR	TexSTAR 40,489,608.86	3.64	06/30/2026	165,476.60 165,476.60	324,132.26 324,132.26	40,165,476.60	0.00	40,165,476.60 40,165,476.60	40,489,608.86 40,489,608.86
LSGO	Lone Star Invest Pool - Government Overnight 32,107,377.43	3.65	06/30/2026	282,360.32 282,360.32	40,785,604.14 40,785,604.14	17,338,989.14	(26,017,215.85)	(8,678,226.71) (8,678,226.71)	32,107,377.43 32,107,377.43
58510R580	MEEDER:GOVERNMENT MM;Y 172,341,830.42	3.54	06/30/2026	1,361,804.28 1,433,679.34	147,214,141.34 147,214,141.34	185,152,238.72	(160,024,549.64)	25,127,689.08 25,127,689.08	172,341,830.42 172,341,830.42
TXCLASSG	Texas Class Government 41,654,518.47	3.57	06/30/2026	173,331.78 173,331.78	1,878,054.18 1,878,054.18	40,167,860.57	(391,396.28)	39,776,464.29 39,776,464.29	41,654,518.47 41,654,518.47
TXCLASS	Texas CLASS 3,894,167.97	3.78	06/30/2026	36,357.70 36,357.70	3,857,810.27 3,857,810.27	36,357.70	0.00	36,357.70 36,357.70	3,894,167.97 3,894,167.97
TOTAL		**3.58**		**3,180,695.03** **5,357,195.66**	**380,915,284.16** **381,072,128.14**	**322,933,896.62**	**(385,659,776.42)**	**(62,559,235.45)** **(62,716,079.43)**	**318,356,048.71** **318,356,048.71**

2023 BONDS-SERIES 2025A									
TEXPOOL	TexPool 8,110,388.69	3.67	06/30/2026	59,113.15 59,113.15	8,384,413.84 8,384,413.84	2,796,709.36	(3,070,734.51)	(274,025.15) (274,025.15)	8,110,388.69 8,110,388.69
58510R580	MEEDER:GOVERNMENT MM;Y 1,242,943.40	3.54	06/30/2026	56,562.47 66,559.26	7,344,919.17 7,344,919.17	1,410,643.64	(7,512,619.41)	(6,101,975.77) (6,101,975.77)	1,242,943.40 1,242,943.40
91282CHY0	US TREASURY 4.625 09/15/26 19,590,000.00	4.06	07/08/2025 09/15/2026	224,047.32 0.00	19,638,107.26 19,667,288.62	0.00	0.00	(26,214.14) (44,383.50)	19,611,893.13 19,622,905.13
91282CJC6	US TREASURY 4.625 10/15/26 19,645,000.00	4.05	07/08/2025 10/15/2026	226,095.04 454,290.63	19,703,771.91 19,734,016.41	0.00	0.00	(27,148.45) (43,740.77)	19,676,623.47 19,690,275.64
91282CJK8	US TREASURY 4.625 11/15/26 19,710,000.00	4.03	07/08/2025 11/15/2026	227,226.27 455,793.75	19,780,003.67 19,810,089.94	0.00	0.00	(27,940.06) (50,814.94)	19,752,063.61 19,759,275.00
91282CJP7	US TREASURY 4.375 12/15/26 19,840,000.00	4.00	07/08/2025 12/15/2026	216,791.51 434,000.00	19,889,987.52 19,923,700.00	0.00	0.00	(17,631.26) (37,974.95)	19,872,356.27 19,885,725.05
91282CJT9	US TREASURY 4.000 01/15/27 19,620,000.00	4.00	07/08/2025 01/15/2027	197,283.98 0.00	19,619,201.83 19,658,320.41	0.00	0.00	251.33 (36,787.50)	19,619,453.16 19,621,532.91
91282CKA8	US TREASURY 4.125 02/15/27 19,635,000.00	3.98	07/08/2025 02/15/2027	203,604.64 0.00	19,658,454.78 19,695,592.43	0.00	0.00	(6,669.95) (49,087.50)	19,651,784.82 19,646,504.93
91282CKE0	US TREASURY 4.250 03/15/27 19,655,000.00	3.96	07/08/2025 03/15/2027	206,564.44 0.00	19,707,218.60 19,749,436.18	0.00	0.00	(13,654.86) (62,189.60)	19,693,563.73 19,687,246.58
TOTAL		**3.99**		**1,617,288.82** **1,469,756.79**	**153,726,078.58** **153,967,777.01**	**4,207,353.00**	**(10,583,353.92)**	**(6,495,008.31)** **(6,700,979.68)**	**147,231,070.27** **147,266,797.33**

MEEDER PUBLIC FUNDS

Change in Value

IDENTIFIER	ISSUER PAR VALUE	YIELD	TRADE DATE MATURITY DATE	INTEREST ACCRUAL INTEREST RECEIVED	BEGINNING BOOK VALUE BEGINNING MARKET VALUE	PURCHASES/ ADDITIONS	REDEMPTIONS	CHANGE IN BOOK VALUE CHANGE IN MARKET VALUE	ENDING BOOK VALUE ENDING MARKET VALUE
2023 BONDS-SERIES 2025B									
63873KD95	Natixis, New York Branch 0.0 04/09/2026 0.00	4.00	09/11/2025 04/09/2026	0.00 0.00	9,991,311.11 9,991,311.11	0.00	(10,000,000.00)	(9,991,311.11) (9,991,311.11)	0.00 0.00
10924JE55	Brighthouse Financial Short Term Funding, LLC 0.0 05/05/2026 0.00	4.06	09/11/2025 05/05/2026	0.00 0.00	9,962,694.45 9,962,694.45	0.00	(10,000,000.00)	(9,962,694.45) (9,962,694.45)	0.00 0.00
05571CF30	BPCE S.A. 0.0 06/03/2026 0.00	4.02	09/11/2025 06/03/2026	0.00 0.00	9,931,750.00 9,931,750.00	0.00	(10,000,000.00)	(9,931,750.00) (9,931,750.00)	0.00 0.00
LSGO	Lone Star Invest Pool - Government Overnight 25,274,358.10	3.65	09/30/2025 06/30/2026	266,728.68 266,728.68	33,017,029.45 33,017,029.45	0.00	(7,742,671.35)	(7,742,671.35) (7,742,671.35)	25,274,358.10 25,274,358.10
58510R580	MEEDER:GOVERNMENT MM;Y 135,780,694.07	3.54	06/30/2026	1,089,949.76 996,129.58	104,798,753.61 104,798,753.61	30,996,183.26	(14,242.80)	30,981,940.46 30,981,940.46	135,780,694.07 135,780,694.07
53943HGD7	LLOYDS BANK 07/13/26 10,000,000.00	3.95	09/11/2025 07/13/2026	0.00 0.00	9,890,562.50 9,890,562.50	0.00	0.00	96,687.50 96,687.50	9,987,250.00 9,987,250.00
85324UHA4	SCB NEW YORK 08/10/26 10,000,000.00	3.93	09/10/2025 08/10/2026	0.00 0.00	9,862,086.10 9,862,086.10	0.00	0.00	95,802.78 95,802.78	9,957,888.89 9,957,888.89
06054PJA5	BOFA SECURITIES 09/10/26 10,000,000.00	3.97	09/10/2025 09/10/2026	0.00 0.00	9,828,100.02 9,828,100.02	0.00	0.00	96,561.10 96,561.10	9,924,661.12 9,924,661.12
TOTAL		**3.62**		**1,356,678.44 1,262,858.26**	**197,282,287.25 197,282,287.25**	**30,996,183.26**	**(37,756,914.15)**	**(6,357,435.08) (6,357,435.08)**	**190,924,852.18 190,924,852.18**
CHILD NUTRITION ACCOUNT									
TEXPRIME	TexPool Prime 1,183,477.40	3.81	06/30/2026	19,989.96 19,989.96	2,163,487.44 2,163,487.44	13,717.74	(993,727.78)	(980,010.04) (980,010.04)	1,183,477.40 1,183,477.40
PNCBANK	PNC Bank 2,689,728.28	0.00	06/30/2026	0.00 0.00	2,486,821.03 2,486,821.03	1,239,462.12	(1,036,554.87)	202,907.25 202,907.25	2,689,728.28 2,689,728.28
TOTAL		**1.16**		**19,989.96 19,989.96**	**4,650,308.47 4,650,308.47**	**1,253,179.86**	**(2,030,282.65)**	**(777,102.79) (777,102.79)**	**3,873,205.68 3,873,205.68**
DATCU SPECIAL REVENUE FUND									
62479MDA8	MUFG Bank, Ltd., New York Branch 0.0 04/10/2026 0.00	4.41	07/16/2025 04/10/2026	0.00 0.00	249,733.13 249,733.13	0.00	(250,000.00)	(249,733.13) (249,733.13)	0.00 0.00

MEEDER PUBLIC FUNDS

Change in Value

IDENTIFIER	ISSUER PAR VALUE	YIELD	TRADE DATE MATURITY DATE	INTEREST ACCRUAL INTEREST RECEIVED	BEGINNING BOOK VALUE BEGINNING MARKET VALUE	PURCHASES/ ADDITIONS	REDEMPTIONS	CHANGE IN BOOK VALUE CHANGE IN MARKET VALUE	ENDING BOOK VALUE ENDING MARKET VALUE
LSGO	Lone Star Invest Pool - Government Overnight 156,561.09	3.65	06/30/2026	1,456.70 1,456.70	163,501.79 163,501.79	956.44	(7,897.14)	(6,940.70) (6,940.70)	156,561.09 156,561.09
31846V567	FIRST AMER:GVT OBLG;Z 69,158.41	3.53	06/30/2026	597.14 679.36	59,200.78 59,200.78	10,082.97	(125.34)	9,957.63 9,957.63	69,158.41 69,158.41
53943HG13	Lloyds Bank plc 0.0 07/01/2026 250,000.00	4.32	07/16/2025 07/01/2026	0.00 0.00	247,377.43 247,377.43	0.00	0.00	2,622.57 2,622.57	250,000.00 250,000.00
05253CG83	ANZ BANK 07/08/26 250,000.00	3.93	10/14/2025 07/08/2026	0.00 0.00	247,400.28 247,400.28	0.00	0.00	2,414.03 2,414.03	249,814.31 249,814.31
91282CHY0	US TREASURY 4.625 09/15/26 400,000.00	3.71	09/12/2025 09/15/2026	4,574.73 0.00	401,629.97 401,578.12	0.00	0.00	(888.19) (906.25)	400,741.78 400,671.88
9612C1Q18	WESTPAC 03/01/27 250,000.00	3.84	03/05/2026 03/01/2027	0.00 0.00	241,418.06 241,418.06	0.00	0.00	2,338.19 2,338.19	243,756.25 243,756.25
78015DQR4	RBC 03/25/27 250,000.00	4.03	04/08/2026 03/25/2027	0.00 0.00	0.00 0.00	240,596.39	0.00	242,805.83 242,805.83	242,805.83 242,805.83
TOTAL		**3.89**		**6,628.57** **2,136.06**	**1,610,261.42** **1,610,209.58**	**251,635.80**	**(258,022.48)**	**2,576.25** **2,558.19**	**1,612,837.67** **1,612,767.77**
DEBT SERVICE									
LSCO	Lone Star Invest Pool - Corporate Overnight Fund 4,320,316.09	3.79	06/30/2026	40,350.00 40,350.00	4,279,966.09 4,279,966.09	40,350.00	0.00	40,350.00 40,350.00	4,320,316.09 4,320,316.09
58510R580	MEEDER:GOVERNMENT MM;Y 62,560.93	3.54	06/30/2026	103,432.18 103,432.18	3,609,359.87 3,609,359.87	25,505,529.78	(29,052,328.72)	(3,546,798.94) (3,546,798.94)	62,560.93 62,560.93
LSGO	Lone Star Invest Pool - Government Overnight 2,537,816.30	3.65	06/30/2026	19,248.04 19,248.04	480,263.73 480,263.73	2,283,769.26	(226,216.69)	2,057,552.57 2,057,552.57	2,537,816.30 2,537,816.30
TEXPOOL	TexPool 1,544,471.41	3.67	06/30/2026	13,956.17 13,956.17	1,532,765.24 1,532,765.24	11,706.17	0.00	11,706.17 11,706.17	1,544,471.41 1,544,471.41
TXRANGE	Texas Range TexasDAILY Fund 0.00	3.61	06/30/2026	16.43 16.43	6,516.35 6,516.35	0.00	(6,516.35)	(6,516.35) (6,516.35)	0.00 0.00
TXCLASSG	Texas Class Government 0.00	3.53	06/30/2026	7.19 7.19	2,463.55 2,463.55	7.19	(2,470.74)	(2,463.55) (2,463.55)	0.00 0.00
20632LGH4	Concord Minutemen Capital Company L.L.C. 0.0 07/17/2026 45,000,000.00	3.86	03/09/2026 07/17/2026	0.00 0.00	44,490,412.50 44,490,412.50	0.00	0.00	433,387.50 433,387.50	44,923,800.00 44,923,800.00
0347M3GX6	ANGLESEA FDG 07/31/26 45,000,000.00	3.81	03/09/2026 07/31/2026	0.00 0.00	44,432,812.50 44,432,812.50	0.00	0.00	426,562.50 426,562.50	44,859,375.00 44,859,375.00
86564XGX6	SUMITOMO MTSUI 07/31/26 19,480,000.00	3.84	03/09/2026 07/31/2026	0.00 0.00	44,428,275.00 44,428,275.00	0.00	(25,402,097.60)	(25,009,637.00) (25,009,637.00)	19,418,638.00 19,418,638.00
06743VNV8	BARCLAYS CPITAL 01/29/27 40,000,000.00	3.91	03/09/2026 01/29/2027	0.00 0.00	38,727,400.00 38,727,400.00	0.00	0.00	382,200.00 382,200.00	39,109,600.00 39,109,600.00

MEEDER PUBLIC FUNDS

Change in Value

IDENTIFIER	ISSUER PAR VALUE	YIELD	TRADE DATE MATURITY DATE	INTEREST ACCRUAL INTEREST RECEIVED	BEGINNING BOOK VALUE BEGINNING MARKET VALUE	PURCHASES/ ADDITIONS	REDEMPTIONS	CHANGE IN BOOK VALUE CHANGE IN MARKET VALUE	ENDING BOOK VALUE ENDING MARKET VALUE
TOTAL		**3.85**		**177,010.01** **177,010.01**	**181,990,234.83** **181,990,234.83**	**27,841,362.40**	**(54,689,630.10)**	**(25,213,657.10)** **(25,213,657.10)**	**156,776,577.73** **156,776,577.73**
GENERAL OPERATING									
TXCLASSG	Texas Class Government 386,134.37	3.57	06/30/2026	3,383.92 3,383.92	382,750.45 382,750.45	3,383.92	0.00	3,383.92 3,383.92	386,134.37 386,134.37
PNCBANK	PNC Bank 4,266,665.95	0.00	06/30/2026	703.46 703.46	6,215,204.82 6,215,204.82	2,417,095.32	(4,365,634.19)	(1,948,538.87) (1,948,538.87)	4,266,665.95 4,266,665.95
TXRANGE	Texas Range TexasDAILY Fund 286,664.29	3.64	06/30/2026	2,582.81 2,582.81	284,081.48 284,081.48	2,582.81	0.00	2,582.81 2,582.81	286,664.29 286,664.29
LSGO	Lone Star Invest Pool - Government Overnight 35,781,278.98	3.65	06/30/2026	294,296.97 294,296.97	60,625,108.59 60,625,108.59	26,793,091.27	(51,636,920.88)	(24,843,829.61) (24,843,829.61)	35,781,278.98 35,781,278.98
TEXPOOL	TexPool 4,031,450.13	3.67	06/30/2026	29,777.26 29,777.26	1,654,299.56 1,654,299.56	2,527,121.48	(149,970.91)	2,377,150.57 2,377,150.57	4,031,450.13 4,031,450.13
TEXSTAR	TexSTAR 47,230.79	3.64	06/30/2026	423.56 423.56	46,807.23 46,807.23	423.56	0.00	423.56 423.56	47,230.79 47,230.79
LSCO	Lone Star Invest Pool - Corporate Overnight Fund 78,779,803.65	3.79	06/30/2026	920,564.86 920,564.86	100,770,606.36 100,770,606.36	635,293.69	(22,626,096.40)	(21,990,802.71) (21,990,802.71)	78,779,803.65 78,779,803.65
TOTAL		**3.61**		**1,251,732.84** **1,251,732.84**	**169,978,858.49** **169,978,858.49**	**32,378,992.05**	**(78,778,622.38)**	**(46,399,630.33)** **(46,399,630.33)**	**123,579,228.16** **123,579,228.16**
PAYROLL ACCOUNT									
PNCBANK	PNC Bank 3,904,529.95	0.00	06/30/2026	3,091.79 3,091.79	2,871,519.03 2,871,519.03	1,429,608.07	(396,597.15)	1,033,010.92 1,033,010.92	3,904,529.95 3,904,529.95
TOTAL		**0.00**		**3,091.79** **3,091.79**	**2,871,519.03** **2,871,519.03**	**1,429,608.07**	**(396,597.15)**	**1,033,010.92** **1,033,010.92**	**3,904,529.95** **3,904,529.95**
REPLACEMENT CYCLE ACCOUNT									
TEXPOOL	TexPool 4,763,018.87	3.67	06/30/2026	37,763.69 37,763.69	4,135,711.13 4,135,711.13	627,307.74	0.00	627,307.74 627,307.74	4,763,018.87 4,763,018.87
TOTAL		**3.67**		**37,763.69** **37,763.69**	**4,135,711.13** **4,135,711.13**	**627,307.74**	**0.00**	**627,307.74** **627,307.74**	**4,763,018.87** **4,763,018.87**

MEEDER PUBLIC FUNDS

Change in Value

IDENTIFIER	ISSUER PAR VALUE	YIELD	TRADE DATE MATURITY DATE	INTEREST ACCRUAL INTEREST RECEIVED	BEGINNING BOOK VALUE BEGINNING MARKET VALUE	PURCHASES/ ADDITIONS	REDEMPTIONS	CHANGE IN BOOK VALUE CHANGE IN MARKET VALUE	ENDING BOOK VALUE ENDING MARKET VALUE
WORKER'S COMPENSATION ACCOUNT									
TEXPOOL	TexPool 358,659.14	3.67	06/30/2026	3,237.84 3,237.84	355,421.30 355,421.30	3,237.84	0.00	3,237.84 3,237.84	358,659.14 358,659.14
TOTAL		**3.67**		**3,237.84** **3,237.84**	**355,421.30** **355,421.30**	**3,237.84**	**0.00**	**3,237.84** **3,237.84**	**358,659.14** **358,659.14**
GRAND TOTAL		**3.67**		**7,699,593.33** **9,630,250.79**	**1,109,602,642.84** **1,110,001,133.40**	**421,939,211.59**	**(574,706,471.93)**		**958,977,406.82** **959,013,063.97**

Disclosure

Meeder provides monthly statements for its investment management clients to provide information about the investment portfolio. The information should not be used for audit or confirmation purposes. Please review your custodial statements and report any inaccuracies or discrepancies.

Certain information and data has been supplied by unaffiliated third parties. Although Meeder believes the information is reliable, it cannot warrant the accuracy of information offered by third parties. Market value may reflect prices received from pricing vendors when current market quotations are not available. Prices may not reflect firm bids or offers and may differ from the value at which the security can be sold.

Statements may include positions from unmanaged accounts provided for reporting purposes. Unmanaged accounts are managed directly by the client and are not included in the accounts managed by Meeder. This information is provided as a client convenience and Meeder assumes no responsibility for performance of these accounts or the accuracy of the data reported.

Investing involves risk. Past performance is no guarantee of future results. Debt and fixed income securities are subject to credit and interest rate risk. The investment return and principal value of an investment will fluctuate so that an investors shares, when redeemed, may be worth more or less than their original cost. Current performance may be lower or higher than the performance data quoted.

Meeder Public Funds, Inc. is a registered investment adviser and affiliate of Meeder Investment Management, Inc. Investment advisory services are provided through Meeder Public Funds, Inc. Please contact us if you would like to receive a copy of our current ADV disclosure brochure or privacy policy.

© 2026 Meeder Investment Management

meederpublicfunds.com | 866.633.3371

MEEDER

PUBLIC FUNDS