The Year Ahead

Lynch Hill Enterprise Academy



ASPIRE | ACHIEVE | SUCCEED

Lynch Hill Enterprise Academy

Mr Harrison

Deputy Headteacher



ASPIRE | ACHIEVE | SUCCEED

Our commitment to your child's learning

- Every minute of learning counts; teachers are enthused by teaching their subject, experts in their field, well prepared, and plan lessons that challenge and engage students from start to end. Culture curriculum routines will be followed to support every minute counting.
- All students have the right to achieve and make progress, irrespective of their starting point, need or circumstance. Teachers are highly responsive to student's current understanding.
- Every teacher is committed to improving their teaching practice, irrespective of their experience or position.

Student's commitment to learning

- **Active Learner** - I am an **active learner** who is committed to trying my best in all lessons, so I make great progress.
- **Focused Learner** - I respect my classroom environment by following guidance and always being in the learning mode requested by my teacher. I will always be in one of the four learning modes during lessons.
- **Respectful Learner** - I make the most of every minute of every lesson by following the culture curriculum routines, including using my learning wallet, which are there to support my learning.

Lynch Hill Enterprise Academy

Mr Weeks

Deputy Headteacher



ASPIRE | ACHIEVE | SUCCEED

The GCSE Standard

New grading structure	Current grading structure
9	A*
8	
7	A
6	B
5	
4	C
3	D
	E
2	
	F
1	
	G
U	U

ASPIRE | ACHIEVE | SUCCEED

Key dates

Mock exams: 16th November – 27th November

Report card and mock exam results: 11th December

Parents Evening: 7th January

GCSE Results Day: 19th August 2027

LHEA Culture

Culture Curriculum



- We aim to create a warm, friendly culture with a sense of rigour and urgency for learning and achievement
- Invest time in teaching students good routines and good manners
- 1 session a week specific to our focus for the week
- Weekly parent newsletter informs you of our focus
- Reinforced, re-taught, Modelled every lesson and every interaction
- Improves learning, improves life skills, improves employability

Polite Welcomes

Greet staff and students alike with:

- ❑ Good morning/ afternoon.
- ❑ How are you?
- ❑ Have a lovely day.



ASPIRE | ACHIEVE | SUCCEED

Lynch Hill Enterprise Academy



‘We have been consistently clear that mobile phones have no place in schools, and the majority already prohibit them. This amendment makes existing guidance statutory, giving legal force to what schools are already doing in practice. We will always put children's interests first.’

DfE spokesperson



ASPIRE | ACHIEVE | SUCCEED

OUR PHONE-FREE SCHOOL

This year, our school will be using the Yondr Programme to make our site phone-free.

We will be using a system called Yondr which has been implemented across 40+ countries to facilitate an engaged learning environment.

Every student will be assigned a personal Yondr Pouch. While the Yondr Pouch is considered school property, it is each student's responsibility to bring their pouch with them to school every day and keep it in good working condition.



WHY ARE WE GOING PHONE-FREE?

Our students deserve a learning environment where they can be free from the distractions of phones and social media.

Yondr schools report improvements in:

- Academic performance
- Classroom engagement
- Social connection
- Student wellbeing
- Safeguarding incidents



YONDR



WATCH THE YONDR PROGRAM IN ACTION

YONDR

ARRIVAL DEMONSTRATION

- Phone is turned off.
- Phone is pouched up under the supervision of a teacher.
- Top of the pouch is closed
- Green button is pushed in to secure.



YONDR

DISMISSAL DEMONSTRATION

- The pouch is tapped on the unlocking base on the side with the green circular ring.
- As the pouch is tapped the button should be pushed to release the lock.
- Phone is retrieved and the pouch is closed back up.
- Phone is kept with the student ready for the next school day.



Head of Year

Ms Parke
a.parke@lhea.org.uk

SLT Link

Mrs Coulter
f.coulter@lhea.org.uk

Pastoral Manager:
Ms Johnson
p.johnson@lhea.org.uk



ASPIRE | ACHIEVE | SUCCEED

Tutor First

- Main staff contact every day
- Will get to know your children very well
- Can identify the best person to solve your query
- Easier to contact one person

11 Curie – Ms Francis
m.francis@lhea.org.uk

11 Davinci – Ms Simpson
c.simpson@lhea.org.uk

11 Einstein – Ms Ali
a.ali@lhea.org.uk

11 Jobs – Mr McLeish
d.mcleish@lhea.org.uk

11 Tesla – Mrs Hussain
a.hussain@lhea.org.uk

11 Turing – Ms Mahendra
t.mahendra@lhea.org.uk

Lynch Hill Enterprise Academy

Supporting your child with their presentation

Wearing uniform with pride



The following is not accepted in school

- Student in PE Kit
- Shirts not tucked in
- Jackets on inside
- Incorrect shoes on
- Blazers not being worn in corridors
- Short, skin tight skirts
- Skinny trousers
- Nose Studs
- More than one piercing in each ear
- Non LHEA jumpers

What if you are missing a uniform item

- Go to student services, and they will lend you the item of uniform you are missing
- If you refuse, you spend the day in the removal room

Supporting your child to be equipped

Help them pack their bags the night before

Lynch Hill Enterprise Academy

Being equipped to learn – Your Learning Wallet	
Every student will:	**Students will not have:**
Have their learning wallet with them at all times **Sit at seat and put their learning wallet on the desk. Inside the learning wallet is:** **Black pen, Pencil, Green pen, Ruler , Rubber, timetable, mini white board, mini white board pen and rubber. Even better if you buy a scientific calculator and have it in the wallet** **If any piece of learning equipment runs out, break or is lost then the student must replace it**	• Forget their learning wallet • Not have equipment in their learning wallet • Not put learning wallet on their desk
Every adult will:	**Consequences:**
• **Check the learning wallet is on the table within the first 5 minutes of the lesson** • **Acknowledge students who are using the correct equipment from their learning wallet** • **If student does not have a pen, lend the student a pen for the lesson and take it back at the end of the lesson** • **If a student does not have learning wallet this must be logged on class charts under negative: equipment: Learning Wallet missing**	1.Make the student put their Learning wallet on the table if it isn't 2. Log on class charts Learning Wallet missing 3. Tutors to call home and inform parents 4. HOY to set a detention 5. Buy a new learning wallet

Timings of the day

KS4	
TIME	PERIOD
8.30 am	Tutor Time
9.00 am	Lesson 1
10.00 am	Break
10.20 am	Line up
10.25 am	Lesson 2
11.25 am	Lesson 3
12.25 pm	Lunch
12.55 pm	Line Up
1.00pm	Lesson 4
2.00pm	Lesson 5
3.00pm	End of School Day

TIME	PERIOD
8.30 am	Tutor Time
9.00 am	Lesson 1
10.00 am	Break
10.20 am	Line up
10.25 am	Lesson 2
11.25 am	Lesson 3
12.15 pm	Lunch
12.45 pm	Line Up
12:50pm	Lesson 4
1.40pm	Lesson 5
2.30pm	End of School Day

Student need to arrive to school by 8.25am to get to lessons on time

ASPIRE | ACHIEVE | SUCCEED

Tutorial Programme

Year 11	**Student Bulletin** Uniform/Standards checks	**Culture Curriculum reinforcement** Uniform/Standards/equipment checks	**Attendance/Punctuality Focus** Uniform/Standards/ equipment checks	**Behaviour Focus** Uniform/Standards/equipment checks	Uniform/Standards
	Year assembly - Hall	**PSHCE**	**Exam Prep**	**Enterprise & Careers**	**Whole school Assembly / Exam Prep**

Year 11 Homework 2026 – 2027

Mr Harrison
Deputy Headteacher



ASPIRE | ACHIEVE | SUCCEED

Our Policy

‘Homework at Lynch Hill Enterprise Academy is an integral part of our curriculum and a key mechanism for raising attainment, closing gaps, and developing independent learning skills.’

‘According to the Education Endowment Foundation (EEF), effective homework in secondary schools can add up to five months of additional progress per year…’

Homework Timetable (Year 11)

	Purpose / Focus
Practice Question	Develop exam technique, fluency, and timed writing skills
Current Content (Year 11)	Deepen or extend current unit learning
Misconceptions	Address errors revealed in assessment data as informed by Pupil Progress.
Retrieval (Year 10 content)	Reinforce prior knowledge and prevent forgetting

		Year 11
Week 1	**Practice Question & Current Content (Written Task)**	Maths - Monday
		Science - Thursday
		English - Monday
		Block A - Monday
		Block B - Wednesday
		Block C - Friday
		RE
Week 2	**Misconceptions & Retrieval**	Maths - Monday
		Science - Thursday
		English - Tuesday
		Block A - Monday
		Block B - Wednesday
		Block C - Friday
		RE

Homework Rewards

Students get a homework positive point (virtual raffle ticket) for completing their homework	
Weekly	**One** person gets a free main meal from the dining hall, **Two** people get a free drinks token
Half Term	**Three** people from each year group get a money off voucher for prom
More homework completed, more chances to win	

Lynch Hill Enterprise Academy

Curriculum Information



ASPIRE | ACHIEVE | SUCCEED

English – Mrs Chambers-Boreland

- English Language- AQA
- Paper 1 – literary fiction texts and creative writing (50%)
- Paper 2 – non-fiction texts (50%)
- Speaking and Listening NEA- mandatory

- English literature

Paper 1- 40 %

- Macbeth
- Jekyll and Hyde

Paper 2- 60%

- An Inspector Calls
- Power and conflict poetry anthology
- Unseen poetry

English is everywhere!



5 Things You Need to Do to Be Successful in English

1. Know your weakness – **WHAT**
   Identify one specific skill you need to improve: comprehension, inference, language analysis or evaluation.
2. Choose the right tool – **HOW**
   Use a specific revision strategy to target that weakness. Spend 20 minutes, twice a week practising it.
3. Build your knowledge – **KNOW IT**
   Know your texts and poems really well: plot, characters, themes, key events and quotations.
   Level 3 = **KNOW IT.**
4. Think about BIG IDEAS – **CONNECT IT**
   Connect what happens in the text to wider concepts such as power, conflict, morality, greed and inequality.
   Level 4 = CONNECT IT.
5. Practise until it becomes a habit – **DO IT**
   Keep practising short, focused questions until strong analytical thinking becomes automatic.

2025 v 2026 language grade boundaries

English Lang.	119	109	100	91	82	73	54	35	16

3/4
19 marks gap

2026

122	112	103	93	84	75	55	35	16

3/4
20 marks gap

2025 v 2026 literature grade boundaries

English Lit.



3/4
16 marks gap

2026

142	127	113	97	81	66	49	33	17

3/4
17 marks gap

Revision books

CGP- good for content revision

York Notes- good for stretch and challenge.



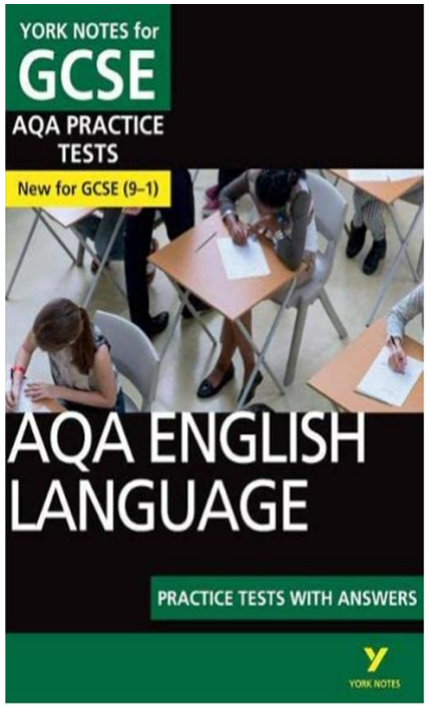

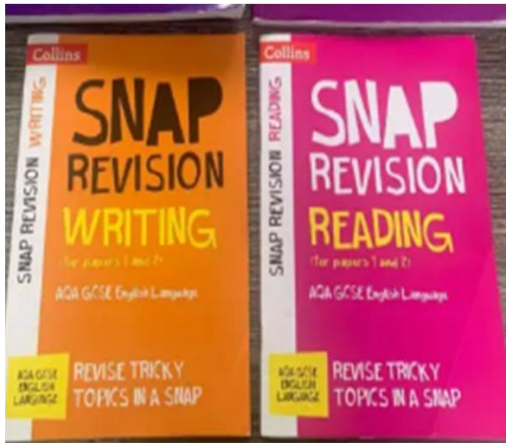

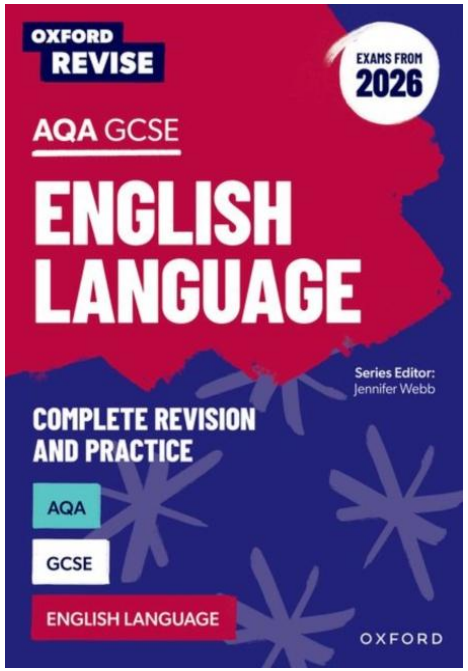

2025 v 2026 AQA English Literature report

- Examiners are increasingly concerned about the use of social media and its influence on students' answers. This is often evident in pre-prepared paragraphs being shoehorned into an essay, regardless of what the question is asking. Students are encouraged to be discerning in what information they use from social media, especially when it is used in place of developing their own independent thinking or opinions. 2025

- Pre-prepared paragraphs, or entire essays, based on mock examinations, past questions or predicted questions from social media platforms can be a problem for students. Over-reliance on such material results in some students having a pre-prepared answer that does not necessarily address the question in the examination itself. This was particularly

Timing remains an issue for some students with senior examiners reporting some strong responses to Section A offset by a very short Section B. Students should be vigilant about their timing, as both questions are worth 30 marks, with Section A carrying an additional 4 for AO4.

2026

Apps



SENECA

United Learning
The best in everyone™

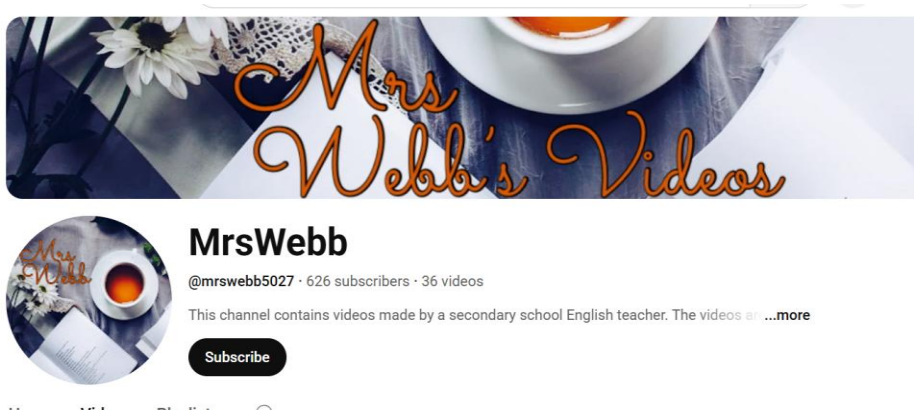

ASPIRE | ACHIEVE | SUCCEED

Maths – Mrs Cobourne-Small

Lynch Hill Enterprise Academy

Treat maths a little bit like a marathon:

1. **Start small!**
   - Just 20 minutes twice a week, and increase slowly, aiming towards 45 minutes 3-4 times per week.
2. **Be prepared**
   - Ensure that you have a quiet space and know what you are going to work on!
3. **Do it regularly**
   - Its much more helpful to do it several times a week rather than trying to do hours and hours on the weekend (and much more likely to happen!)
4. **Practice**
   - Flash cards and revision notes, while beautiful are largely ineffective.
5. **Use the resources**
   - These include revision workbooks, Sparx homework, other websites and notes made in class.

Exam Papers

- Assessment time
  - Three 1 hour and 30minutes papers
- Three papers, 80 marks each
- 1 non-calculator and 2 calculator papers
- 240 marks in all

Six content areas:	F	H
Number	25%	15%
Algebra	20%	30%
Ratio, proportion, rates of change	25%	20%
Geometry	15%	20%
Probability & Statistics	15%	15%

Foundation Grade boundaries EDEXCEL

Summer 2025

Overall grade boundaries			Max Mark	9	8	7	6	5	4	3	2	1	U
1MA1	Mathematics (Foundation) Paper(s) 1F 2F 3F	Subject	240					175	144	105	67	29	0

Summer 2026

Mathematics													
Overall grade boundaries			**Max Mark**	**9**	**8**	**7**	**6**	**5**	**4**	**3**	**2**	**1**	**U**
1MA1	Mathematics (Foundation) Paper(s) 1F 2F 3F	Subject	240					181	151	110	69	29	0

Grade 4- aim for at least 55 marks on all three papers

Grade 5- aim for at least 65 marks on all three papers

ASPIRE | ACHIEVE | SUCCEED

Higher Grade boundaries
EDEXCEL

Summer 2024

Overall grade boundaries			Max Mark	9	8	7	6	5	4	3	2	1	U
1MA1	Mathematics (Higher) Paper(s) 1H 2H 3H	Subject	240	197	167	137	105	73	42	26			0

+19 +14 +14 +11

Summer 2025

Mathematics Overall grade boundaries			Max Mark	9	8	7	6	5	4	3	2	1	U
1MA1	Mathematics (Higher) Paper(s) 1H 2H 3H	Subject	240	217	186	156	121	87	53	36			0

Grade 4- aim for at least 20-25 marks on all three papers

Grade 5- aim for at least 35-40 marks on all three papers

Grade 9- aim for at least 73+ marks on all three papers

What to Revise

Question	Topics - Paper 1 (Non Calculator)	My score	Marks
	PAPER 1		
1a	1a Find the perimeter of a square/rectangle /1	1	1
1b	1b Calculate the perimeters and areas of shapes made from rectangles /3	2	3
2a	2a Use > or < correctly between two positive decimals (decimals should be to 4 or 5 significant figures) /1	1	1
2b	2b Understand addition and subtraction as they apply to whole numbers and decimals /2	2	2
3	3 Know and use the order of operations /2	2	2
4a	4a Determine factors and multiples of numbers by listing /1	1	1
4b	4b Find all the factor pairs for any whole number without any support /1	1	1
4c	4c Use the LCM to solve problems /2	2	2
5	5 Construct expressions from worded descriptions, using addition, subtraction and multiplication /3	1	3
6a	6a Write expressions to solve problems representing a situation /3	3	3
6b	6b Solve simple two-step linear equations with integer coefficients, of the form ax ± b = c /2	2	2
7	7 Solve harder problems using properties of angles, of parallel and intersecting lines, and of triangles and other polygons, by looking at several shapes together /4	3	4
8a	8a Construct simple formulae /1	1	1
8b	8b Substitute positive integers into simple formulae expressed in letter symbols /2	2	2
8c	8c Substitute numbers into simple formulae /2	2	2
9	9 Find HCF and LCM using prime factors /3	1	3
10a	10a Draw scatter graphs /2	2	2
10b	10b Describe correlation by inspection: strong or weak; positive, negative or zero /1	0	1
10c	10c Know that extrapolation might not be reliable /1	0	1
11	11 Divide a quantity into more than two parts in a given ratio /3	3	3
12	12 Calculate the volume of right prisms /3	0	3
13	13 Solve a ratio problem in context /5	2	5
14a	14a Use two or more step angle problems by finding interior or exterior angles in regular polygo	1	2
14b	14b Use two or more step angle problems by finding interior or exterior angles in regular polygo	2	2
15a	15a Use the laws of indices to multiply and divide numbers written in index notation /2	0	2
15b	15b Use the laws of indices for a number written in index form raised to a power /1	1	1

- Use your reports from last year (and upcoming) QLAs to highlight topics to focus on
- Resist the temptation to review topics you can already do
- Target the **amber and red** topics – and use **Sparx Maths (Independently learning)** or **Mathsgenie** to find the relevant video & task

Tracking Learning and Assessments

Year 11H Learning Journey

MATHS Term 1

	Y11H Knowledge Endpoints	SPARX	SIR MARKING ASSESSMENTS
Week 1	Know how to evaluate a function Know how to find inverse of a function	U637 U996	
Week 2	Know how to write expressions for composite functions Know how to write and solve equations with functions Know how to simplify algebraic fractions	U448 U103/U437/U294	
Week 3	Know how to find circle equation from graph	U567	
Week 4	Know how to find equation of tangent to the circle given a point	U567	**ASSESSMENT 1: Functions**
Week 5	Know how use vector notation Know how to represent vectors, combinations of vectors and scalar multiples in the plane pictorially Know how to find the length of a vector using Pythagoras' Theorem Know how to calculate the resultant of two vectors.	U632 U903 U564 U781 U660	
Week 6	**ASSESSMENT POINT- AP1**		**ASSESSMENT 2: Vectors and Circle tested here**
Week 7	Know how to solve problems with reverse mean Know how to construct Histogram Know how to interpret Histogram	 U814 U983	
Week 8	Know how to construct and interpret a Cumulative Frequency table and curve Know how to compare data Know how to draw and interpret a box plot	U182 & U642 U507 U879 & U837	

- Use your Learning journey to see main topics (with sparx codes) you are learning in Y11
- See which we you will have your SIR Assessments as well as internal major exams
- Use this to prepare for your SIR Assessments

Sparx Maths Homework

60% current learning and 40% retrieval

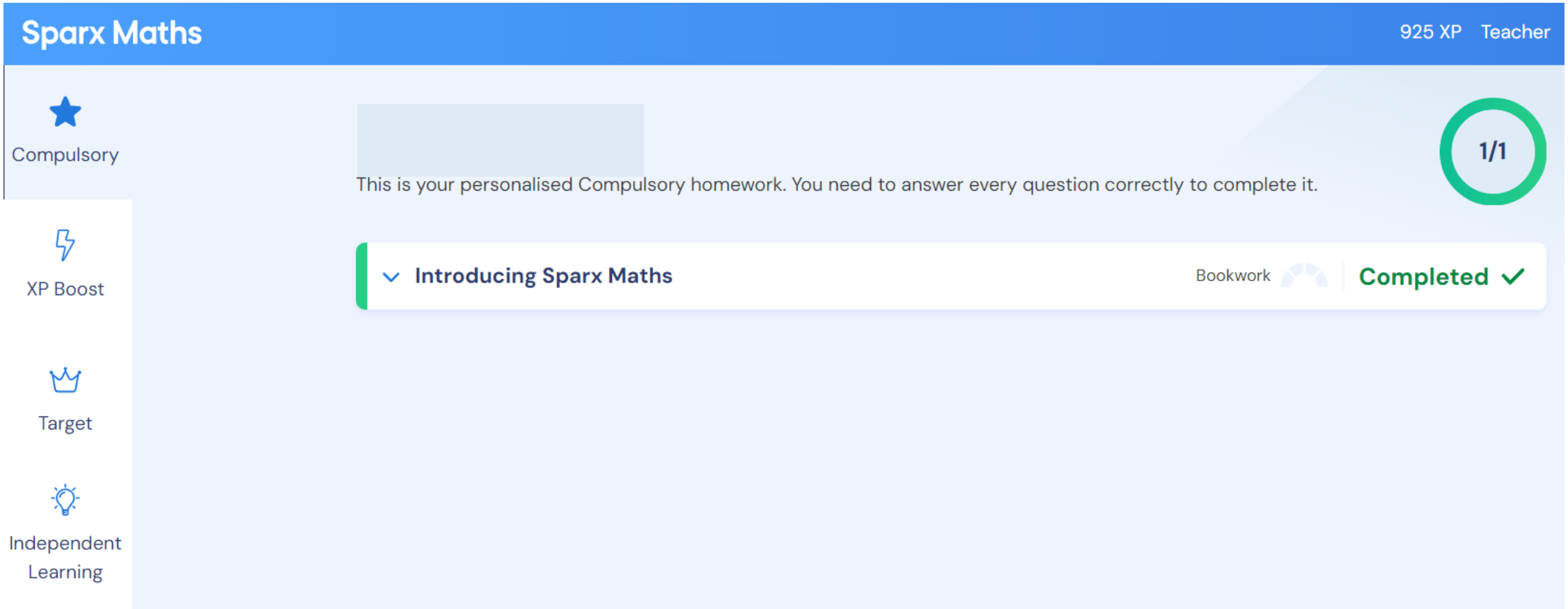

ASPIRE | ACHIEVE | SUCCEED

Revision books

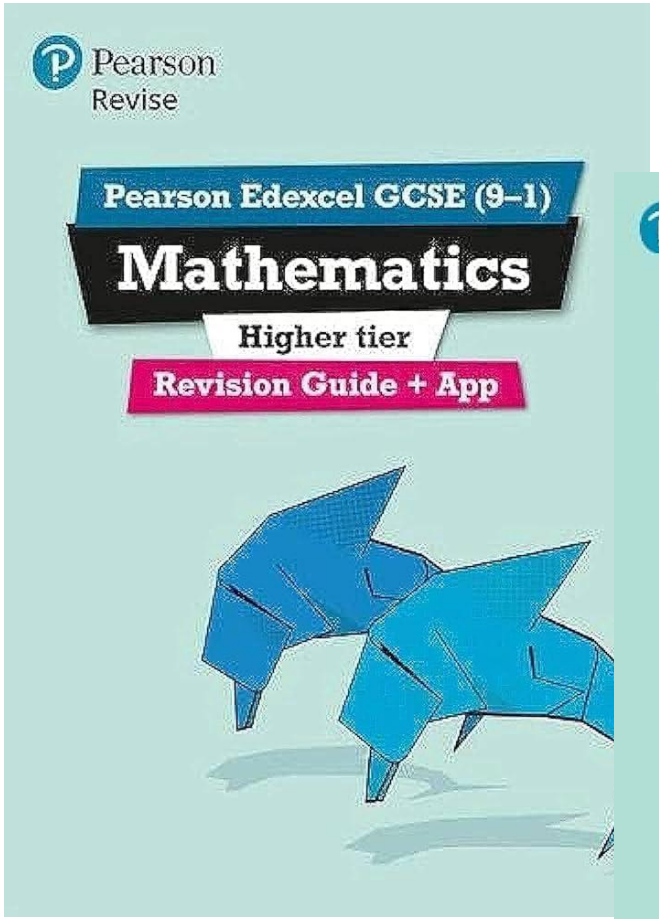

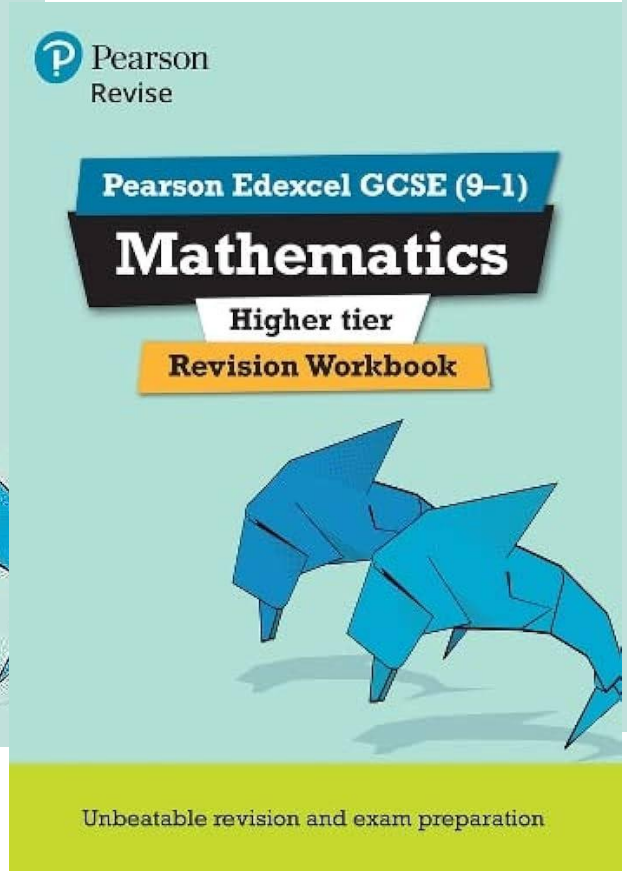

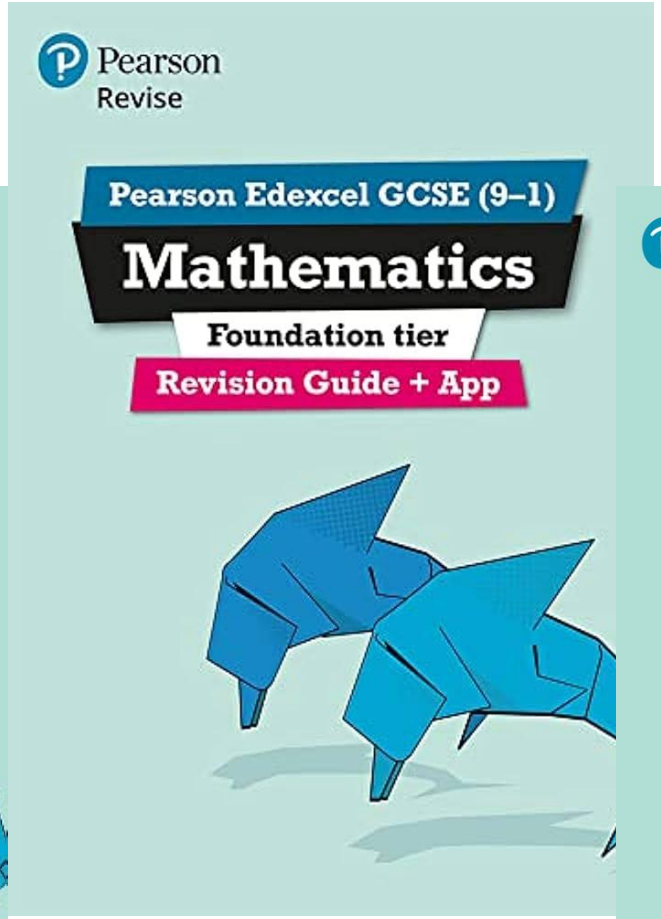

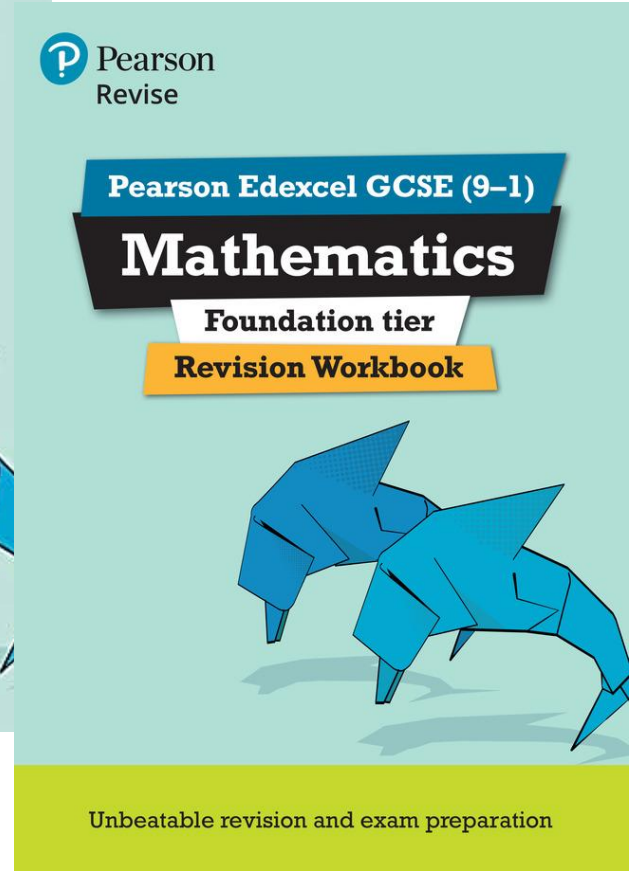

£7 on Amazon

ASPIRE | ACHIEVE | SUCCEED

Where to get Resources?

- Sparx
- Mathsgenie
- Physics and Maths tutor (Edexcel)

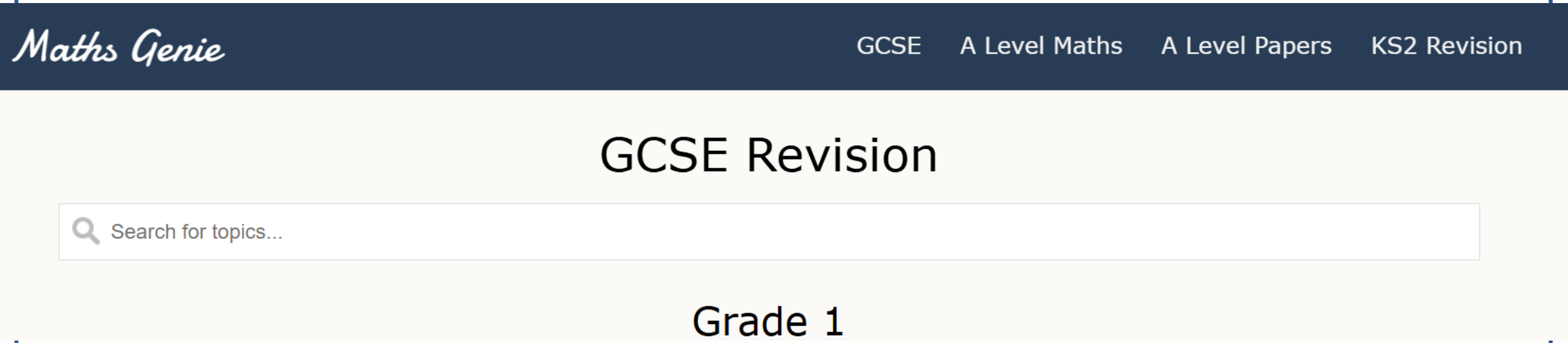

ASPIRE | ACHIEVE | SUCCEED

Where to get Resources?

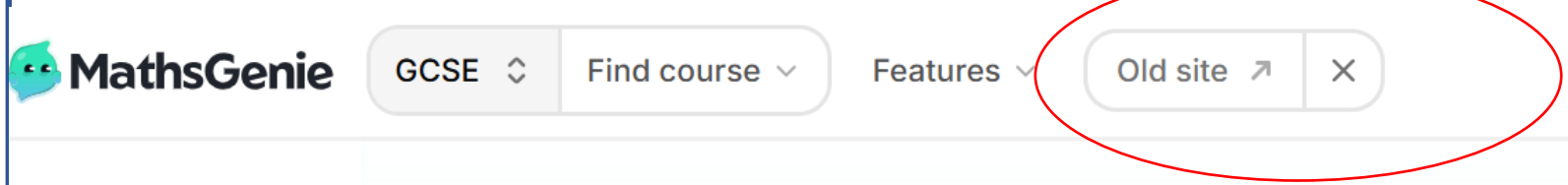

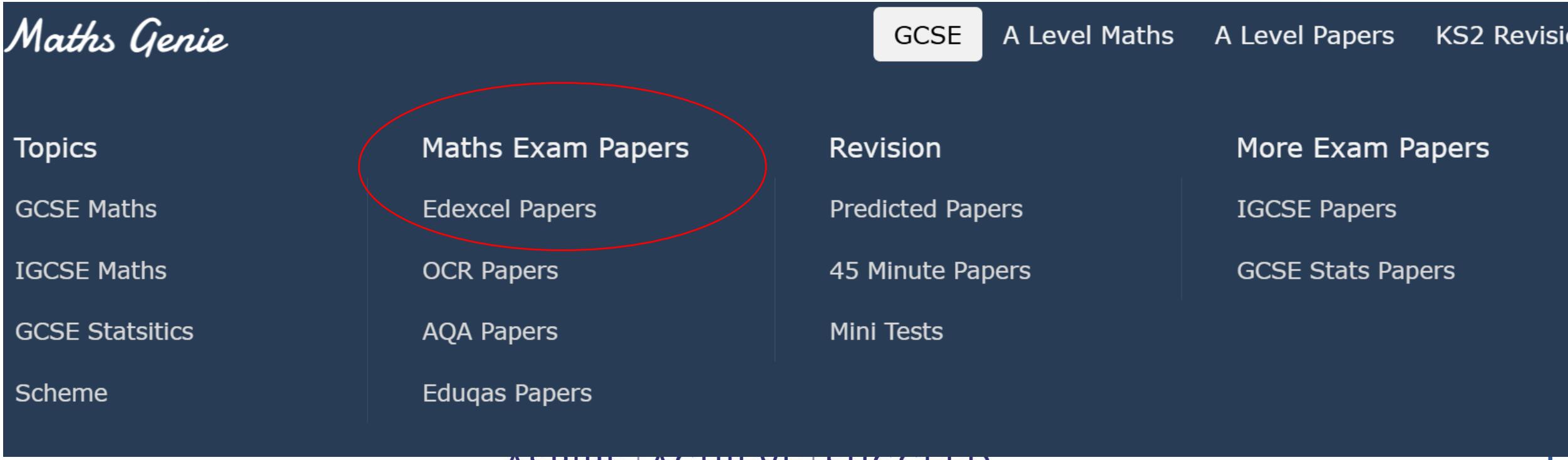

Paper	Answers
May 2025 Paper 1	MS
June 2025 Paper 2	MS
June 2025 Paper 3	MS
November 2024 Paper 1	MS Ans ▶
November 2024 Paper 2	MS Ans ▶
November 2024 Paper 3	MS Ans ▶
May 2024 Paper 1	MS Ans ▶

Messages to our Parents

Communications

- **ClassCharts**
- **Weduc**

Science – Mr Booth

Success in Science @ GCSE

AQA Combined Science	
Paper 1s (Biology, Chemistry, Physics) 3 **exam papers** **1hr** 15 **mins** **1 GCSE**	Paper 2s (Biology, Chemistry, Physics) 3 exam **papers** **1hr** 15 **mins** **1 GCSE**

Science – Mr Booth

Success in Science @ GCSE

AQA Triple **Award** (11SL/Sc1 & 11SH/Sc1)		
Biology	Chemistry	Physics
Code: 8461	Code: 8462	Code: 8463
2 exam papers	2 exam papers	2 exam papers
1hr 45 mins	1hr 45 mins	1hr 45 mins
1 GCSE	1 GCSE	1 GCSE

What are the key assessment objectives

Lynch Hill Enterprise Academy

AO1

- Be able to **show** Knowledge and understanding of:
- Scientific ideas / Scientific techniques and procedures

AO2

- Be able to **Apply** the knowledge and understanding of:
- Scientific ideas / Scientific techniques and procedures

AO3

- Be able to **analyse** information and ideas to:
- Evaluate data , make conclusions, and improve practical methods
- These are based on your required Practical's

Where am I on my learning journey?

Lynch Hill Enterprise Academy

Year 11 learning journey – Physics Single

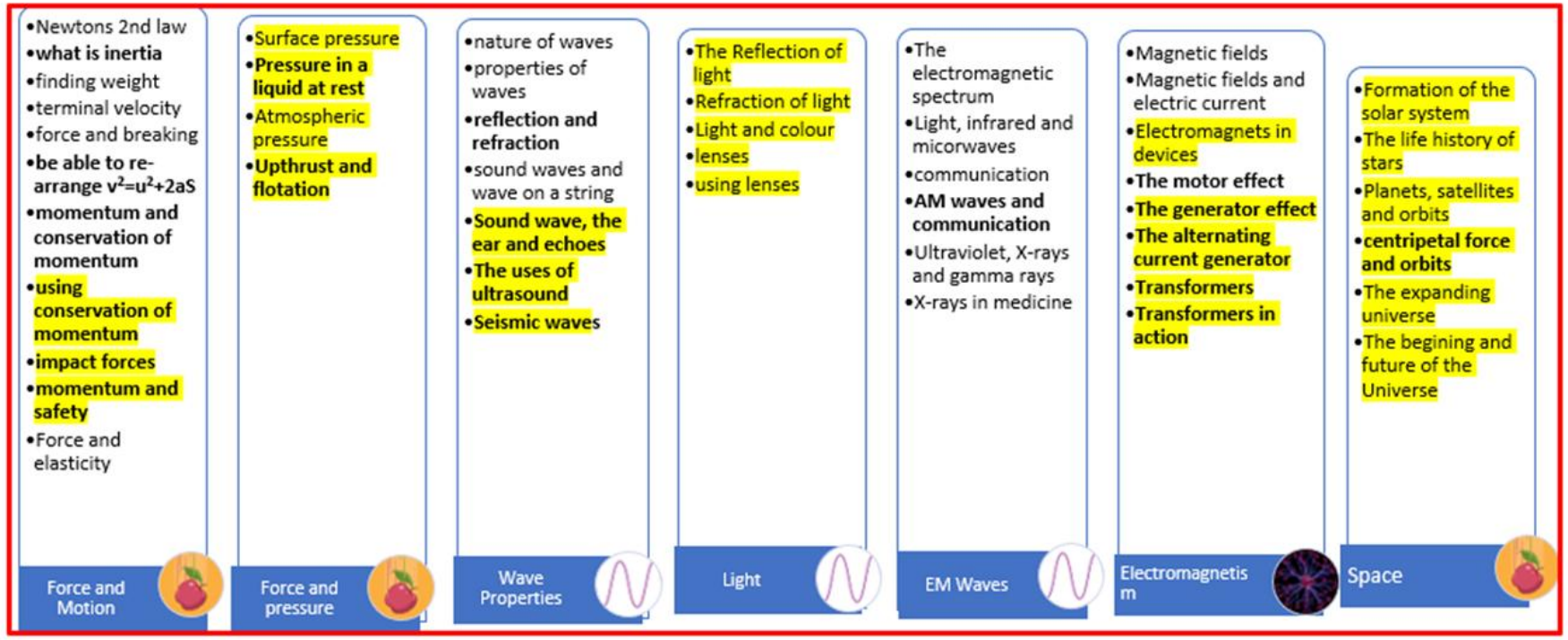

Higher content is in Bold / Single award ONLY content highlighted

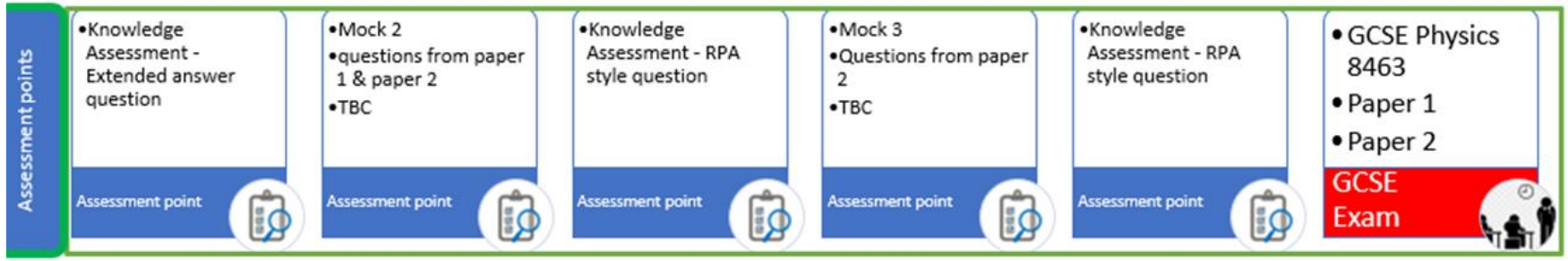

In lessons

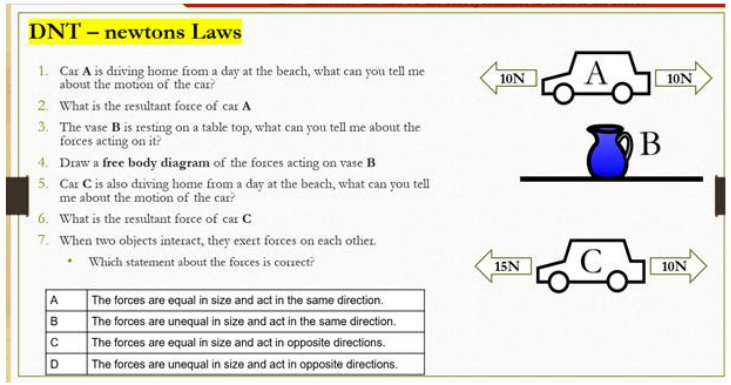

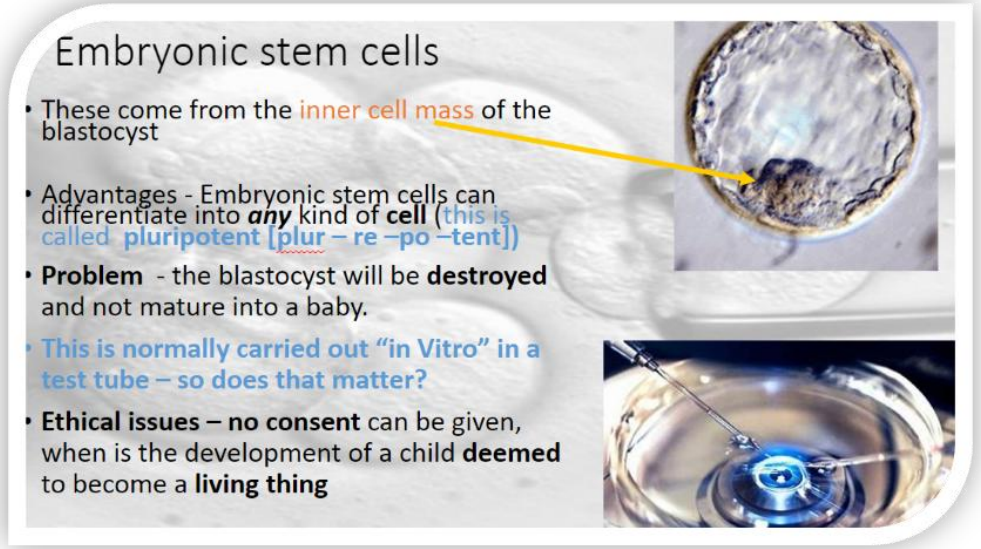

Check your understanding!
Do the Do Now Tasks

Make sure your notes are detailed –
Check the key vocabulary



Be prepared
Physics 40% maths
Chemistry 30 % maths
Biology 20 % maths



Check your understanding!
Ask if not sure

ASPIRE | ACHIEVE | SUCCEED

Homework Independent retrieval practice

- Make sure you are completing your Seneca homework, this is designed to check you recall of key information needed in the exams.
- Also, you should plan to do 50 extra questions a week using the study wizard or by identifying your areas of concern.
- **AND exam questions (online free)**

Name / Main Topic	Year	Class
particles and pressure	11	11l/Sc3
particles and pressure	11	11h/Sc3

What is your homework

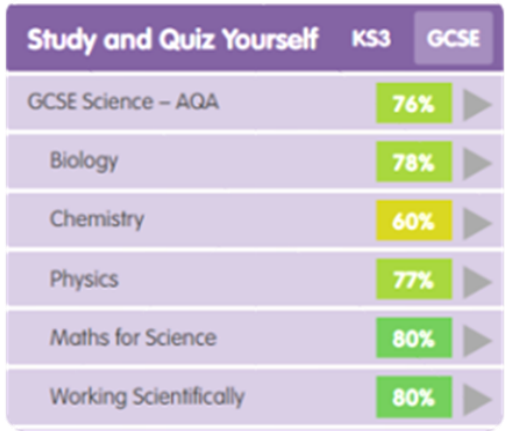

Strengths and areas of Improvement

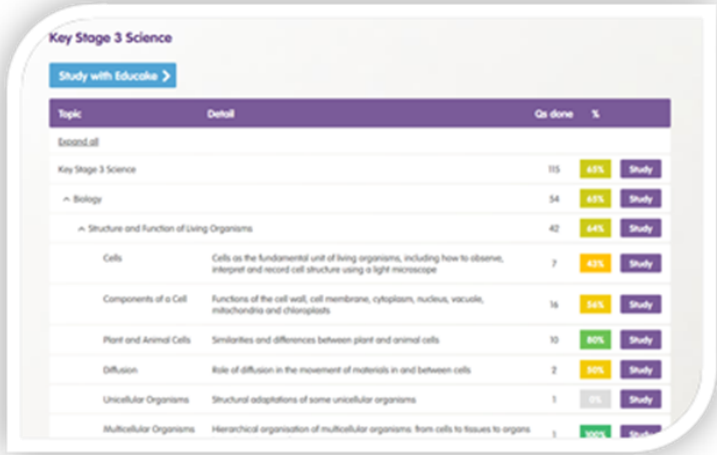

Independent retrieval practice

ASPIRE | ACHIEVE | SUCCEED

Where can I find support online



SENECA

freesciencelessons

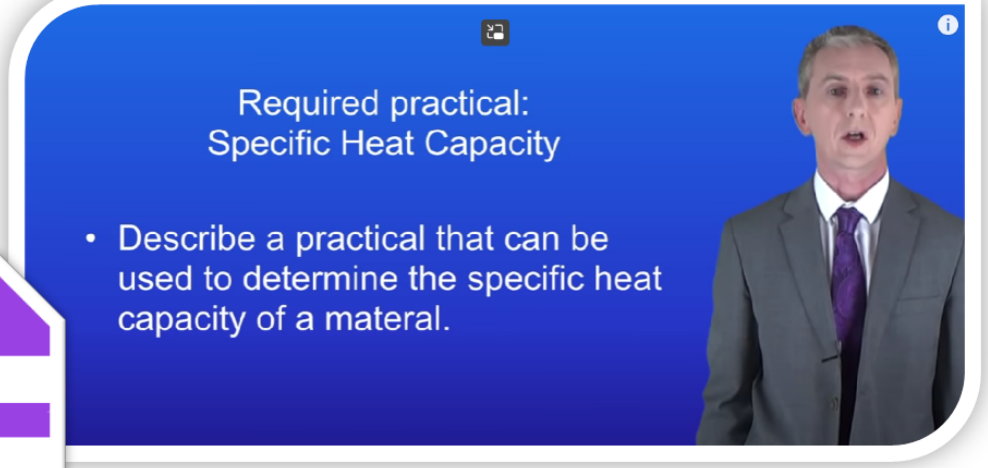

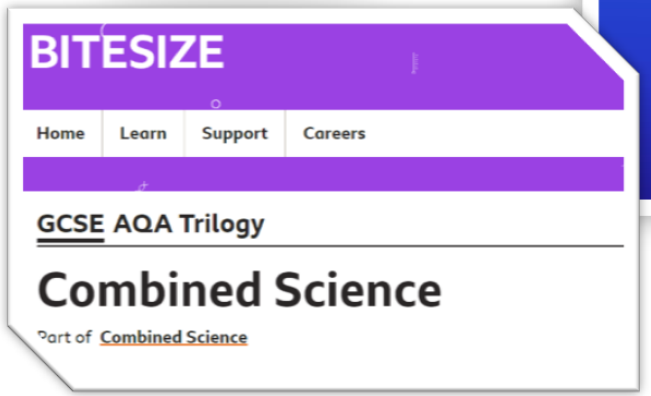

ASPIRE | ACHIEVE | SUCCEED

Lynch Hill Enterprise Academy

Mr Weeks

Deputy Headteacher



ASPIRE | ACHIEVE | SUCCEED

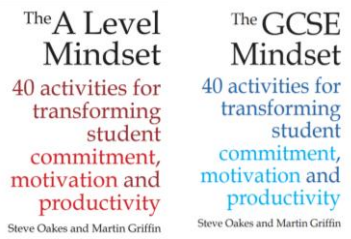

1.	Practice tests (HIGH)
2.	Spacing practice out – revisiting topics every few weeks (HIGH)
3.	Teaching someone else the topic (HIGH)
4.	Writing out explanations of complex ideas (MED)
5.	Moving from topic to topic while revising – snacking rather than bingeing (MED)
6.	Writing summaries of information (MED)
7.	Reading whilst highlighting key terms (MED)
8.	Creating phrases, songs or lists to recall information (LOW)
9.	Turning information into images (LOW)
10.	Re-reading notes (LOW)

Lynch Hill Enterprise Academy

The message to Year 11 is:

You have to do something differently with the information to revise and learn. Doing the same thing won't make it stick!

What are the different Post-16 Options?

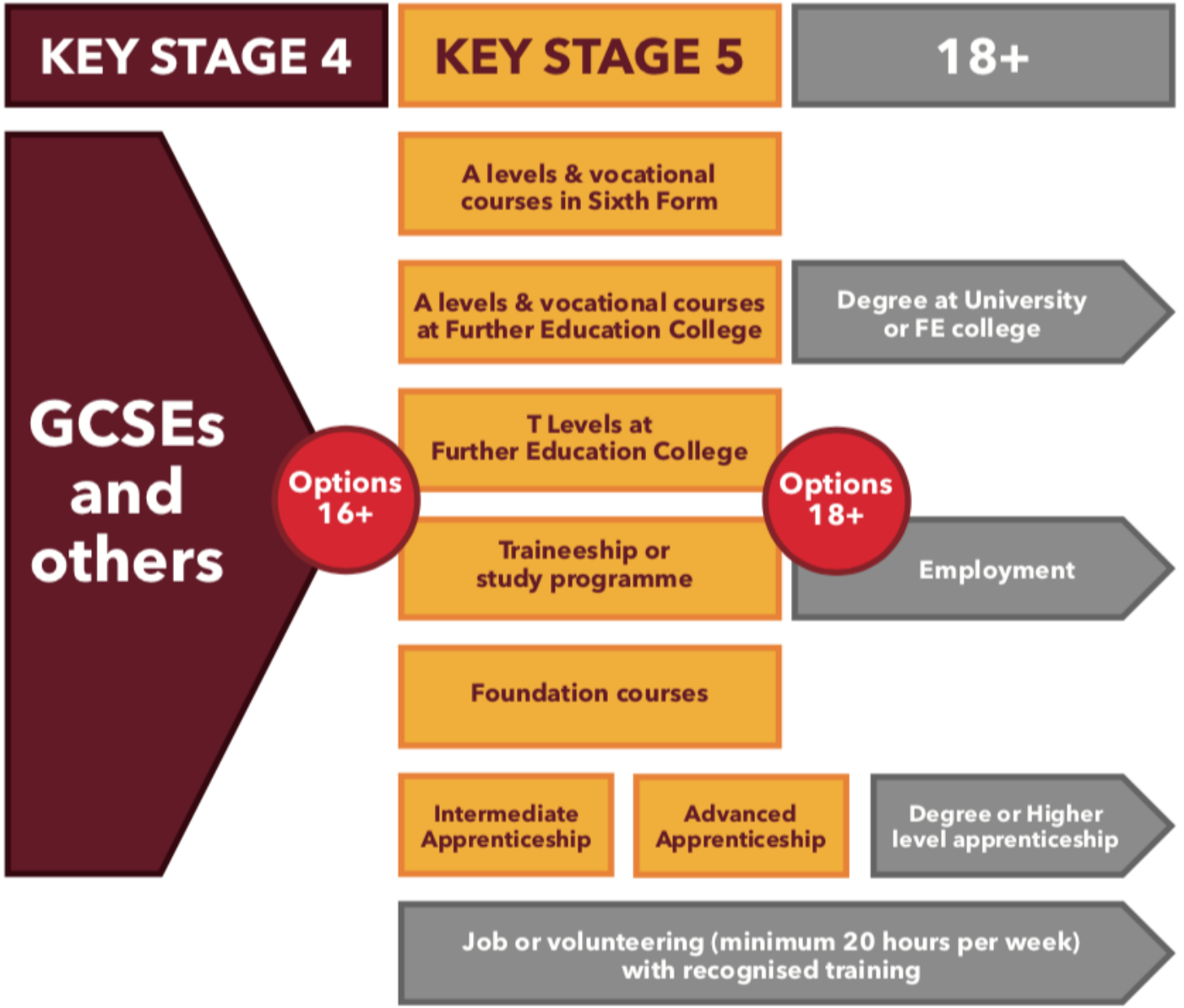

What are the different Post-16 Options?

- Slough and Eton
- Westgate
- Ditton Park
- Upton Court Grammar
- Herschel Grammar
- Langley Grammar

etc.

- Windsor College Group (Langley College, Windsor College, Strode College)
- BCA
- Reading College

OR through Berkshire Opportunities or https://www.gov.uk/apply-apprenticeship

etc.

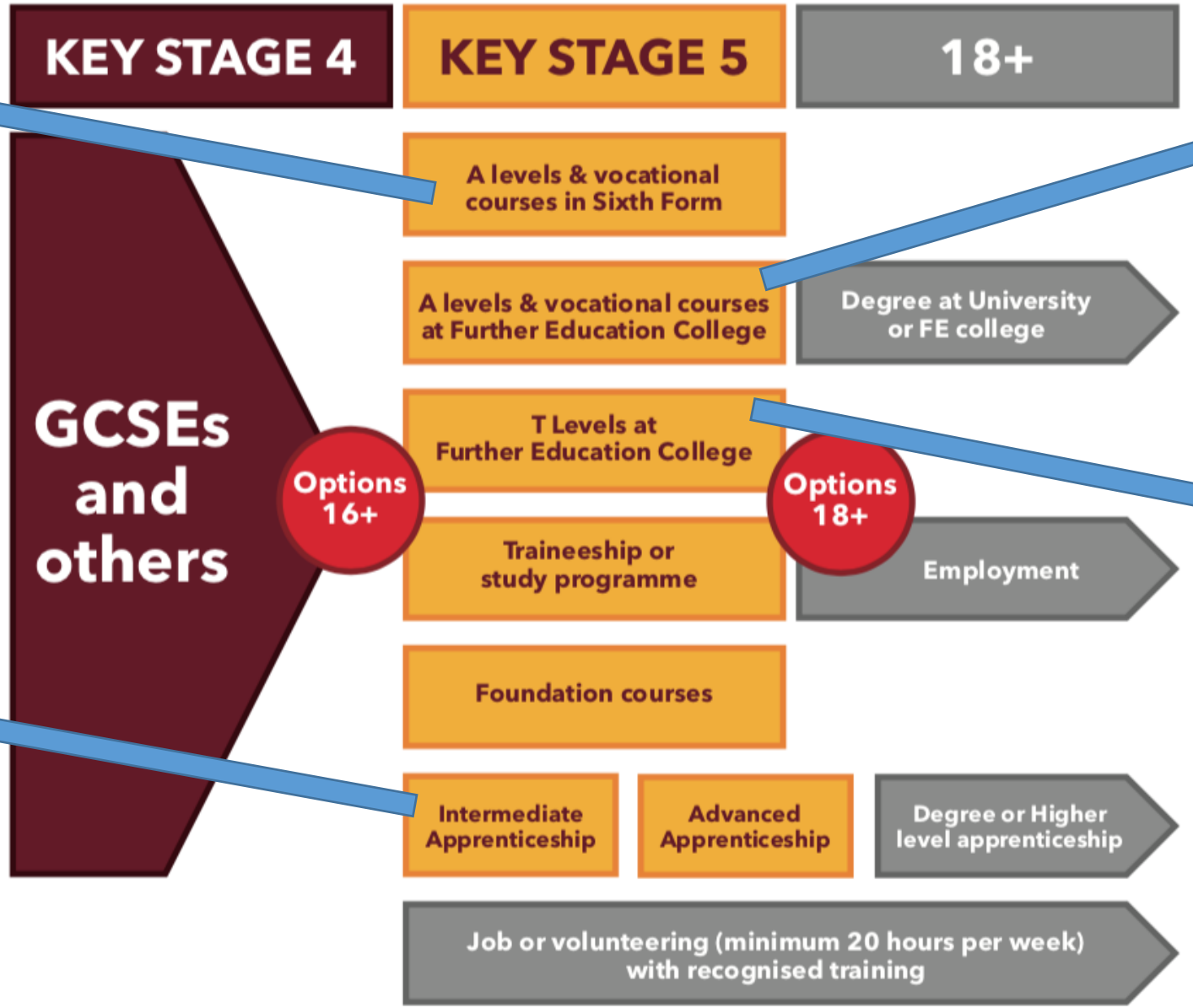

- Windsor College Group (Langley College, Windsor College, Strode College)
- BCA (Berkshire College of Agriculture)
- Reading College
- Uxbridge College
- Henley College

etc.

Reading College

(T Levels are the new Technical Qualifications where students have a work placement as part of their course)

Application Process – Sixth Forms and Colleges

- Attend Open Evenings
- Apply directly to Sixth Forms and Colleges. You will need to meet entry requirements.
- Y11 team will be writing references including attendance, punctuality and behaviour
- Receive offers of a place (or no offer)
- Confirm place to College/Sixth Form
- Contact after Results Day to confirm place / apply for different courses

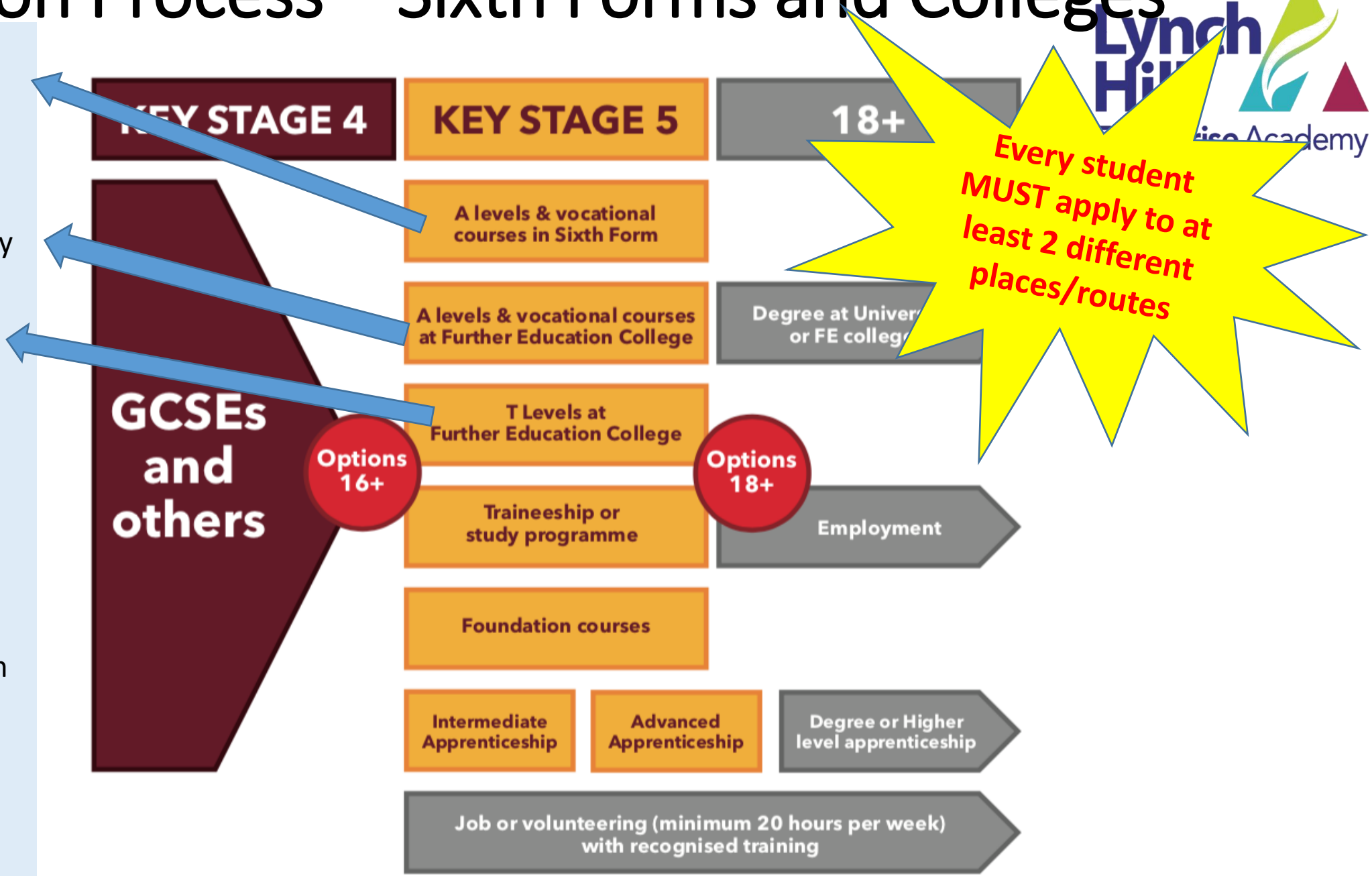

Application Process – Apprenticeships

ROUTE 1 – Apprenticeships offered through Colleges

- Attend College Open Evenings and discuss apprenticeship routes
- Apply to companies advertising apprenticeships on College websites. (These are advertised at different times so sign up to alerts/check regularly)
- (You may need to attend interviews/test centres etc.)

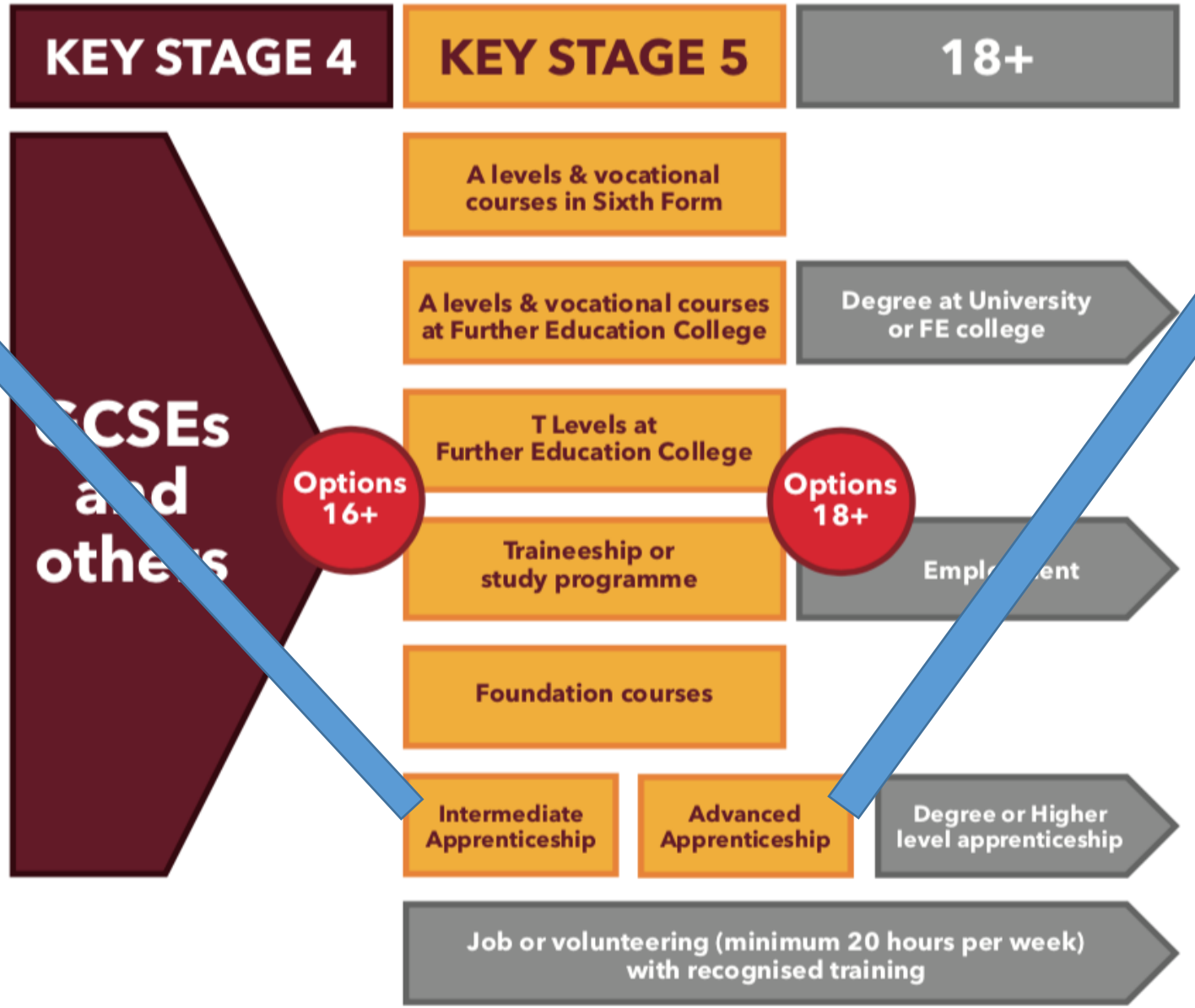

ROUTE 2 – Applying directly to companies

- Regularly check company websites / government website
- Apply for apprenticeship (this is like applying for a job)

Open Evening Events

Where	When
Henley College	Thursday 24th September 5.30pm-8pm
BCA - MUST register on the website for an open event	Saturday 3rd October 10-4pm
Reading College – MUST register on the website for an open event	Saturday 10th October 9.30-12pm
Windsor College MUST register on the website for an open event	Monday 12th October 4.30-7pm
Strode College MUST register on the website for an open event	Tuesday 20th October 4.30-7pm
Reading College MUST register on the website for an open event	Wednesday 11th November 4.30-7pm
Langley College - MUST register on the website for an open event	Wednesday 4th November 4-6.30pm
BCA - MUST register on the website for an open event	Saturday 14th November 10-2pm
Slough and Eton	Thursday 8th October 4-7pm
Beechwood School	
The Langley Academy	Wednesday 11th November time TBC
Herschel Grammar School	Normally late November date TBC

What can you do when it comes to their learning?

Lynch Hill Enterprise Academy

- Ask them what they have learnt today – if they can explain it then they understand it!

- Help them keep on top of their work and make sure it is their best effort- this will mean they will get the best feedback, and teachers will know where they need to help them more.

- Celebrate when they do well.

- Talk to your son or daughter about GCSEs and beyond.

Lynch Hill Enterprise Academy

Mrs Coulter

Assistant Headteacher



ASPIRE | ACHIEVE | SUCCEED

MOMENTS MATTER, ATTENDANCE COUNTS.

Lynch Academy

- Be there for the moments
- Maximise learning
- Have continuity
- Improve performance



ASPIRE | ACHIEVE | SUCCEED

Attendance

- Needs to be over 97%
- Monitored daily
- Tutor will speak to your child and see if there are any things we can put in place to help their attendance improve e.g. a change in seating plan

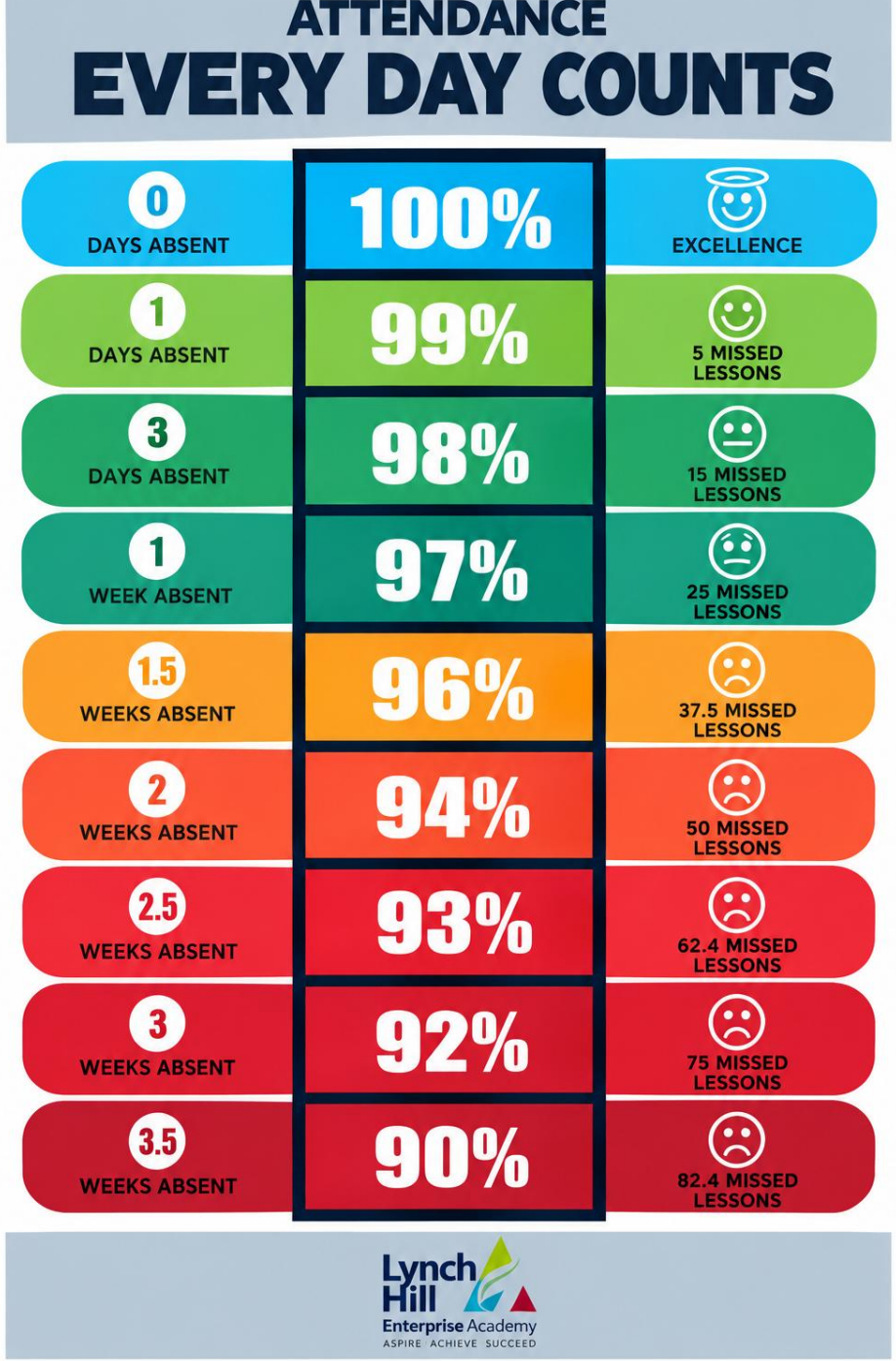

Child not in school

- Phone or email the school first thing to let us know your child won't be in. 01753 691583 attendance@lhea.org.uk
- We don't hear from you – we will email, then telephone, and then conduct a home visit if we haven't heard back from you.
- Regularly missing school – meeting arranged.
- A safeguarding duty
- Legal duty

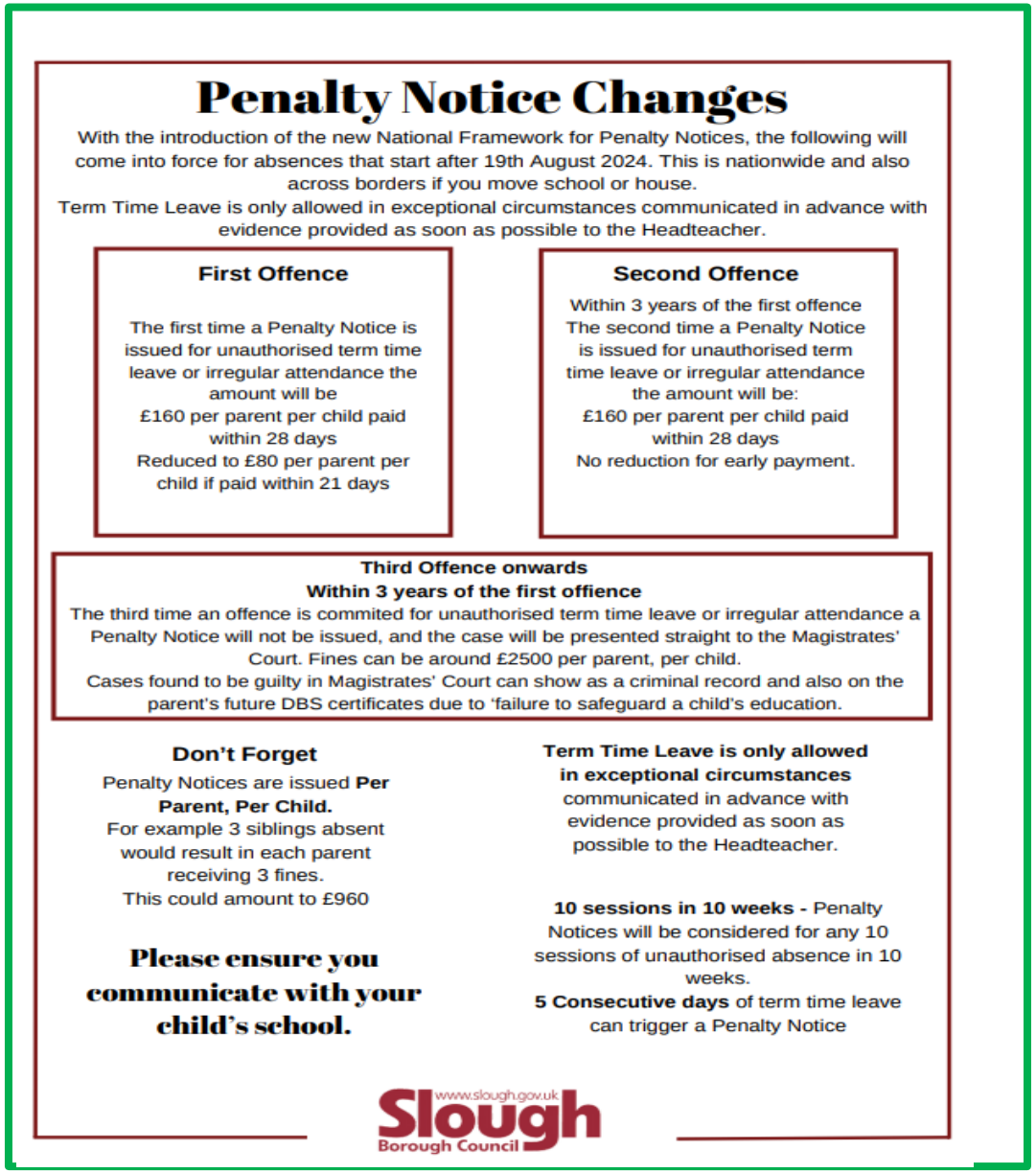

Penalty Notice Changes

With the introduction of the new National Framework for Penalty Notices, the following will come into force for absences that start after 19th August 2024. This is nationwide and also across borders if you move school or house.
Term Time Leave is only allowed in exceptional circumstances communicated in advance with evidence provided as soon as possible to the Headteacher.

First Offence

The first time a Penalty Notice is issued for unauthorised term time leave or irregular attendance the amount will be
£160 per parent per child paid within 28 days
Reduced to £80 per parent per child if paid within 21 days

Second Offence

Within 3 years of the first offence
The second time a Penalty Notice is issued for unauthorised term time leave or irregular attendance the amount will be:
£160 per parent per child paid within 28 days
No reduction for early payment.

Third Offence onwards
Within 3 years of the first offience
The third time an offence is commited for unauthorised term time leave or irregular attendance a Penalty Notice will not be issued, and the case will be presented straight to the Magistrates' Court. Fines can be around £2500 per parent, per child.
Cases found to be guilty in Magistrates' Court can show as a criminal record and also on the parent's future DBS certificates due to 'failure to safeguard a child's education.

Don't Forget

Penalty Notices are issued **Per Parent, Per Child.**
For example 3 siblings absent would result in each parent receiving 3 fines.
This could amount to £960

Please ensure you communicate with your child's school.

Term Time Leave is only allowed in exceptional circumstances communicated in advance with evidence provided as soon as possible to the Headteacher.

10 sessions in 10 weeks - Penalty Notices will be considered for any 10 sessions of unauthorised absence in 10 weeks.
5 Consecutive days of term time leave can trigger a Penalty Notice

www.slough.gov.uk
Slough Borough Council

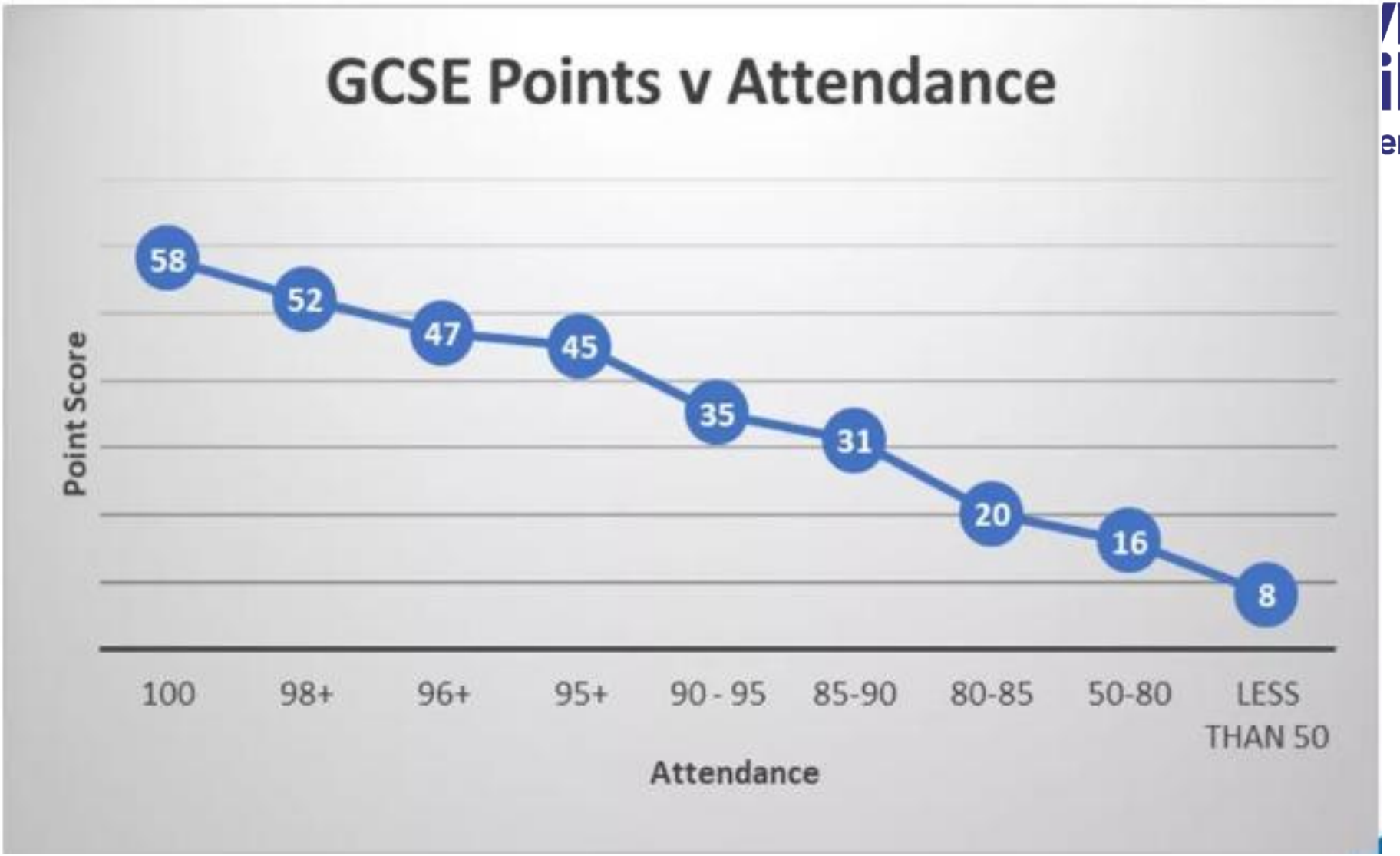

ASPIRE | ACHIEVE | SUCCEED

Thank you for attending tonight – your engagement with the school and support is appreciated

Any questions? Please see one of us on the way out