NH School Administrative Unit 106 | Timberlane Regional School District
30 Greenough Road, Plaistow, NH 03865 Voice: (603) 382-6119 Fax: (603) 382-3334
Timberlane.net @TimberlaneRegional @TimberlaneRSD @TimberlaneRSD

Budget Committee Agenda

Atkinson, Danville, Plaistow, Sandown
New Hampshire

Regular Meeting – SAU 106 Boardroom
September 24, 2026, 7:00PM

1. Call to Order – Chair
2. Roll Call – Clerk (5 minutes)
3. Pledge of Allegiance
4. Approval of Minutes (5 minutes)
    a. September 10, 2026, Regular Meeting
5. Correspondence
6. Delegations and Individuals
7. Administrative Report (10 minutes)
    a. Superintendent Report
8. Reports of Committees (10 minutes)
    a. Budget Committee Members
    b. School Board Representative
9. New Business
    a. Open Forum Discussion
        i. Budget Committee Priorities
        ii. School Board Committee Priorities
    b. SAU and School Board Budget Presentations
    c. Technology Budget Presentation
    d. Music Budget Presentation
10. Other Business
11. Future Agenda and Dates
    a. Thursday, October 8, 2026 – 7:00PM Regular Meeting, SAU Boardroom
    b. Thursday, October 22, 2026 – 7:00PM Regular Meeting, SAU Boardroom
    c. Thursday, November 12, 2026 – 7:00PM Regular Meeting, SAU Boardroom

<u>NOTE:</u> Members, please notify the Chair or the Business Administrator if you are NOT attending the meeting.

NH School Administrative Unit 106 | Timberlane Regional School District
30 Greenough Road, Plaistow, NH 03865 Voice: (603) 382-6119 Fax: (603) 382-3334
Timberlane.net @TimberlaneRegional @TimberlaneRSD @TimberlaneRSD

TIMBERLANE REGIONAL SCHOOL DISTRICT BUDGET COMMITTEE MEETING MINUTES

Regular Meeting – SAU 106 Boardroom
September 10, 2026
7:00 PM

Call to Order: 7:02 PM by Sue Sherman

Appointment of Recording Secretary: Andrea Huntley

MOTION: Shelia Lowes nominated to approve appointment of Andrea Huntley as Recording Secretary, seconded by Kathryn Consalvo.

7 – 0 – 0

In Favor: Sue Sherman, Shelia Lowes, Carol Hillard, Kathryn Consalvo, Robert Kinkaid, Brian Smith, and Ryan Labreque.

Opposed:

Roll Call taken by Andrea Huntley

Present: Sue Sherman, Sheila Lowes, Carol Hillard, Kathryn Consalvo, Robert Kinkaid, Brian Smith, Marianne Springer, Ryan Labreque (arrived at 7:03 PM), and Julie Doherty (arrived at 7:22 PM)

Absent: Karen White (excused)

Administrators Present: Justin Krieger – Superintendent and Maria Watkins – Business Administrator/CFO

Pledge of Allegiance – Sue Sherman

Moment of Silence in Memoriam of September 11th

DRAFT

Approval of Minutes:

MOTION: Sheila Lowes motioned to accept March 26, 2026, Organizational meeting minutes, seconded by Robert Kinkaid.

7 – 0 – 0

In Favor: Sue Sherman, Shelia Lowes, Carol Hillard, Kathryn Consalvo, Robert Kinkaid, Brian Smith, and Ryan Labreque.

Opposed:

MOTION: Sheila Lowes motioned to approve March 26, 2026, Regular meeting minutes, seconded by Robert Kinkaid.

7 – 0 – 0

In Favor: Sue Sherman, Shelia Lowes, Carol Hillard, Kathryn Consalvo, Robert Kinkaid, Brian Smith, and Ryan Labreque.

Opposed:

Correspondence:

None

Delegates/Individuals:

Ryan Labrecque, of Plaistow. Congratulated the superintendent and administration for achieving an under-budget status for 2025, noting it proves the district can successfully operate efficiently when required. He suggested the committee may have to push back against administrative requests during reviews to ensure ongoing future financial alignment. He also recommended that the Budget Committee set lower, tighter target thresholds for the upcoming season rather than approving higher limits, stating that expenditures naturally expand to meet whatever maximum budget is provided.

Administrative Report:

Justin reported the district opened with over 3,000 students, achieving a 98 to 99% day one enrollment across the district.

Justin provided recent school board determinations and discussions. First, they voted to change their meetings to 6:30 PM effective September 17, 2026. They also decided to change the deliberative session to Saturday, February 6, 2027. They plan to continue to deliberate on the designated times and location.

During their last meeting they voted to retain funds from the unassigned fund balance. If the board determines to spend those funds it will be required to hold a public hearing. Justin will share the school board's goals as determined during their last meeting as well as the fiscal year 2026 summary with this board electronically.

Justin shared we expect the health insurance rates to be released around October 7th. This information will be presented at the October 8th meeting.

Justin explained that the school board will be negotiating the TTA contract. This teacher contract may potentially be a warrant article in March. They may also be negotiating the TAU contract. This group is our building administrators, principals, assistant principals, and directors. This may be another warrant presented in March.

Justin provided updates made throughout the district over the summer. We installed 62,000 feet of code-compliant insulated roofing across the district. Most of this work was performed at Pollard. We installed 11 new energy recovery units; again, predominantly at Pollard. The Pollard School has increased their energy efficiency by 50%. The district also fixed 17 broken or leaking skylights.

As for upcoming plans for CIP and facilities this year; they have targeted the high school bathrooms, the high school envelope, cabinets for Pollard, as well as the Danville roof.

Justin provided three key things for legislative updates:

- First, is House Bill 1300. This bill imposes local caps on SAU and overall spending. A motion in Merrimack Superior Court is currently seeking an emergency injunction to block this from the November 2026 ballot, citing constitutional violations (confusing language, misleading claims, and improper bundling). This decision will have consequences and implications for the discussions within this group.
- Second, is around the default budget. A new New Hampshire law officially transfers the statutory obligation to propose the default budget from the School Board to the Budget Committee. The mathematical formula remains unchanged, but the Committee must now adjust its calendar to account for this responsibility.
- Another bill that is in a Senate study right now is looking to change the formula for the default budget. This is not law, but it is something we will need to discuss at a later date.
- The last piece of legislation will significantly impact our policy, JICK, which is essentially the cyberbullying and bullying policy that protects students. Substantive statutory adjustments regarding community engagement and retaliation procedures mandate strict policy overhauls. The legal deadline for compliance is January 1, 2027.

Budget Committee Discussion on Default Budget:

The board discussed changing the start time for its meetings, but it agreed to keep the start time to 7:00 PM.

DRAFT

The Budget Committee is exploring a specialized workshop to master the default budget building process. A poll will be distributed to assess member interest and gather targeted questions. Shelia suggested the calendar may need to change if the committee was now responsible for the default budget; which was agreed upon. The budget will be built by the business department. Maria explained the default budget is basically the prior year budget, plus or minus very specific items that are contractual obligations. In the past, the school board would take one to two meetings to review this budget.

Reports of Committees:

Budget Committee:

Currently the only thing is CIP. Ryan reported that in general they were discussing everything on the list. There was an in-depth discussion about the projects for this year and the continuation of those in the future; the bathroom projects, et cetera. They also discussed removing some items from the list and there is still work to be done.

School Board Committee:

Marianne explained that the school board retained $500,000 from the unassigned fund balance, and the unassigned fund balance was about $1,162,786. They retained a portion for emergency purposes. The date change for the deliberative session was the other major thing that affects both committees.

New Business:

Financial Review-

Maria presented the dashboard as of June 2026. The dashboard compares prior fiscal year 2025 to fiscal year 2026 for both revenue and expenses.

The FY2026 budget was effectively 100% utilized, closing the fiscal year with a minor unexpended balance of $28,562.

The historic trend report for the last 10 years was presented; for expenses in the district divided into salaries, benefits, and operating expenses.

Then the total expense and budget trend report was presented; again showing 10 years. The top summarized expenses and the bottom showed the budget every year and the percent of the budget.

The tax information by town trend report was presented. This report shows the last 9 years and the tax information at the town level.

Justin presented the vacant positions. We currently hold 50 vacant positions. Recruitment is active for 10 positions, and the other 40 vacancies will be reallocated to the contracted services line.

DRAFT

Lastly Justin presented the enrollment report. The report broke down towns and school locations. Currently we are up about 30% enrollment for early childhood which could have fiscal implications that may benefit the district in the future. This report also addressed the out-of-district students as well as tuition-in students.

Calendar-

Sheila asked how much time would be required to discuss both committee's priorities. Justin expressed it could be valuable for both committees to come together to provide clearer guidelines for both him and Maria as the budget process moves forward.

It was discussed to possibly add smaller budget presentations to the September 24th meeting. The committee agreed to add the SAU/School Board budget to the next meeting and Justin will reach out to administrators to see if anyone else could be available to present.

A brief discussion was had regarding the upcoming meeting and what the expectations would be for the committee's discussions. It was determined that members would come prepared with some action items they wanted to discuss relative to priorities and goals and it would be an open forum.

Sheila asked if anything was encumbered from 2026 and Marianne said there was a little over $330,000.

We're still waiting for approval of the MS24 and MS25. Maria will send it to committee once it has been finalized.

It was discussed that contracts for contracted services vary; due to needs. We currently have double-digit agencies and double-digit contractors in district. Some contracts could be for a month, three months, two years, et cetera. Justin mentioned that in prior years the advantage for the employees was strictly salary and now agencies are offering other benefits which increases the competition for us.

Other Business:

None

Meeting Adjourned by Susan Sherman at 8:15 PM

https://vimeo.com/1225751994

Respectfully Submitted by: Andrea Huntley

DRAFT

Timberlane Regional School District
Vacant Positions as of 9.24.26

Control Code	DAC	Description	FTE
212	Pollard School	TTA - Speech Language Pathologist	1.0
1559	Sandown Central	TTA - Speech Language Pathologist	1.0
2242	Sandown North	TTA - Speech Language Pathologist	1.0
1340	Timberlane Reg. High	TTA - Speech Language Pathologist	1.0
2218	Timberlane Reg. High	TTA - Speech Language Pathologist	1.0
747	Pollard School	TTA - Speech Language Specialist	1.0
963	Sandown North	TTA - SPEC ED General	1.0
199	Timberlane Reg. High	TTA - SPEC ED General	1.0
1837	Timberlane Reg. High	TTA - Science	1.0
1422	District Wide	TTA - Psychologist	1.0
2145	District Wide	TTA - Psychologist	1.0
1708	Timberlane Reg. High	TTA - Psychologist	1.0
451	District Wide	TTA - Physical Therapist	1.0
1723	Timberlane Reg. High	TTA - Literacy Specialist	1.0
2350	Atkinson Academy	TSSU Paraeducator - Special Ed	1.0
1046	Atkinson Academy	TSSU Paraeducator - Special Ed	1.0
1790	Atkinson Academy	TSSU Paraeducator - Special Ed	1.0
797	Danville Elementary	TSSU Paraeducator - Reg Ed	1.0
2581	Danville Elementary	TSSU Paraeducator - Special Ed	1.0
1526	Danville Elementary	TSSU Paraeducator - Special Ed	1.0
2004	Danville Elementary	TSSU Paraeducator - Special Ed	1.0
2240	Danville Elementary	TSSU Paraeducator - Special Ed	1.0
1609	Danville Elementary	TSSU Paraeducator - Special Ed	1.0
2604	Pollard School	TSSU Paraeducator - Special Ed	1.0
2332	Pollard School	TSSU Paraeducator - Special Ed	1.0
1691	Pollard School	TSSU Paraeducator - Special Ed	1.0
1591	Sandown Central	TSSU Paraeducator - Special Ed	1.0
2061	Sandown Central	TSSU Paraeducator - Special Ed	1.0
631	Sandown Central	TSSU Paraeducator - Special Ed	1.0
1977	Sandown Central	TSSU Paraeducator - Special Ed	1.0
2582	Sandown Central	TSSU Paraeducator - Special Ed	1.0
2260	Sandown North	TSSU Paraeducator - Special Ed	1.0
2377	Sandown North	TSSU Paraeducator - Special Ed	1.0
1021	Sandown North	TSSU Paraeducator - Special Ed	1.0
2208	Sandown North	TSSU Paraeducator - Special Ed	1.0
1666	Sandown North	TSSU Paraeducator - Reg Ed	1.0
2593	Timberlane Reg. High	TSSU Paraeducator - Special Ed	1.0
1087	Timberlane Reg. High	TSSU Paraeducator - Special Ed	1.0
2274	Timberlane Reg. High	TSSU Paraeducator - Special Ed	1.0
1859	Timberlane Reg. High	TSSU Paraeducator - Special Ed	1.0
544	Timberlane Reg. High	TSSU Paraeducator - Special Ed	1.0
2313	Timberlane Reg. High	TSSU Paraeducator - Special Ed	1.0
1016	Timberlane Reg. Mid.	TSSU Paraeducator - Special Ed	1.0
2388	Atkinson Academy	TSSU Paraeducator - Reg Ed	0.5
2734	Atkinson Academy	TSSU Paraeducator - Reg Ed	0.5
2386	Pollard School	TSSU Paraeducator - Reg Ed	0.5
2733	Atkinson Academy	TSSU Paraeducator - Reg Ed	0.5
2729	Atkinson Academy	TSSU Paraeducator - Reg Ed	0.5
2736	Danville Elementary	TSSU Paraeducator - Reg Ed	0.5
2730	Pollard School	TSSU Paraeducator - Reg Ed	0.5
358	Pollard School	TCU - Facilities - Custodian	1.0
Total			**47.5**

Open positions $336,594	**7.5**
TTA - SPEC ED General	1.0
TTA - Science	1.0
TSSU Paraeducator - Special Ed	1.0
TSSU Paraeducator - Reg Ed	3.5
TCU - Facilities - Custodian	1.0
Positions assigned to cover contracted services $1,800,531	**40.0**
TTA - Speech Language Pathologist	5.0
TTA - Speech Language Specialist	1.0
TTA - SPEC ED General	1.0
TTA - Psychologist	3.0
TTA - Physical Therapist	1.0
TTA - Literacy Specialist	1.0
TSSU Paraeducator - Special Ed	28.0
Grand Total	**47.5**

The total amount includes fringe

FY28 Budget Cycle

Presentations Scheduled for September 24, 2026

SAU and School Board - Justin Krieger

Technology - Ken Henderson

Music - Kurt Schweiss

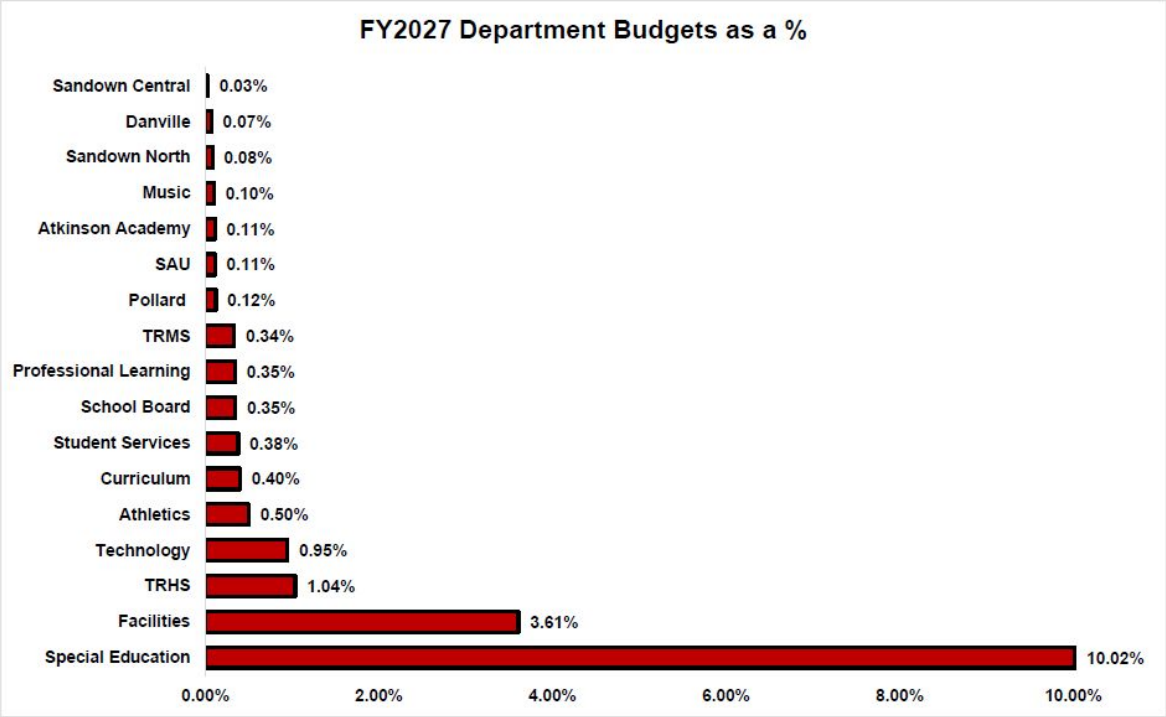

Y:\Finance\TRSD\Bud Com\Reports\FY2028\FY2028 Requested Budget as of 9.15.26Graph

Timberlane Regional School District

FY2027 Voted Budget

	Voted* FY2027	Voted* FY2026	Change	
Salaries	41,595,834	39,180,460	2,415,375	6.2%
	46.4%	*47.7%*		
Benefits	24,128,693	21,345,095	2,783,597	13.0%
	26.9%	*26.0%*		
Operating	23,943,010	21,559,357	2,383,653	11.1%
	26.7%	*26.3%*		
Total Budget	89,667,537	82,084,912	7,582,625	9.2%

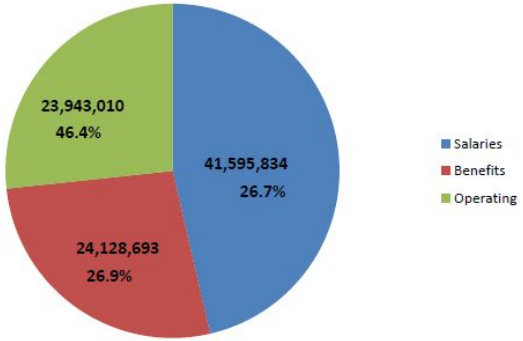

**** Excludes Capital Reserve Contribution***

FY2027 Voted Budget Recap

Warrant Article #2 Operating Budget *Account(s): Miscellaneous*	$88,054,569
Warrant Article #3 TSSU CBA *Account(s): Miscellaneous*	$787,915
Warrant Article #5 TAAM CBA *Account(s): Miscellaneous*	$192,738
Warrant Article #9 TCSU CBA *Account(s): Miscellaneous*	$61,378
Warrant Article #11 Capital Reserve Fund *Account(s): 5250.930.01.33*	$490,937
Warrant Article #12 Capital Reserve Contribution *Account(s): 5250.930.01.33*	$250,000
Warrant Article #15 Interest on Lease	$80,000
Total Voted Budget:	**$89,917,537**
Minus Capital Reserve Contribution *Account(s): 5250.930.01.33*	($250,000)
Total w/o Capital Reserve Contribution:	**$89,667,537**

Timberlane Regional School District
FY2028 Requested Budget as of 9.18.26

Account	School Board	SAU	Music	Technology	Grand Total
111-Administrative Salaries	19,050	-	-	-	**19,050**
115-Office Salaries	15,000	-	-	-	**15,000**
240-Tuition Reimbursement	-	12,000	-	6,500	**18,500**
320-Professional Edu Services	-	-	3,350	-	**3,350**
330-Other Professional Services	250,000	17,600	-	15,000	**282,600**
340-Technical Services	10,000	-	-	-	**10,000**
430-Repair And Maintenance	-	-	11,200	151,070	**162,270**
519-Student Transportation	-	-	14,338	-	**14,338**
534-Postage	-	9,000	-	-	**9,000**
540-Advertising	10,000	9,000	-	-	**19,000**
550-Printing	10,000	-	-	-	**10,000**
580-Travel/Workshops	-	15,000	-	500	**15,500**
610-Supplies	6,010	18,000	22,446	30,000	**76,456**
640-Books & Info Resources	-	-	2,000	-	**2,000**
643-Information Access Fees	-	-	-	346,319	**346,319**
650-Software	-	-	11,978	144,550	**156,528**
733-New Equipment	-	500	10,248	25,000	**35,748**
737-Replacement Equipment	-	-	12,667	351,000	**363,667**
738-Replacement Computer/Netwrk	-	-	-	25,000	**25,000**
810-Dues And Fees	15,000	15,000	18,400	-	**48,400**
890-Miscellaneous Expense	11,500	13,500	1,000	-	**26,000**
Grand Total	**346,560**	**109,600**	**107,627**	**1,094,939**	**1,658,726**

SAU | Part of the Whole

FY 24 Actual: $132,876 FY 25 Actual: $164,064 FY 26 Actual: $71,399 FY 27 Voted: $102,836 FY 28 Proposed: $109,600 26 Actual vs 28 Proposed: $38,201

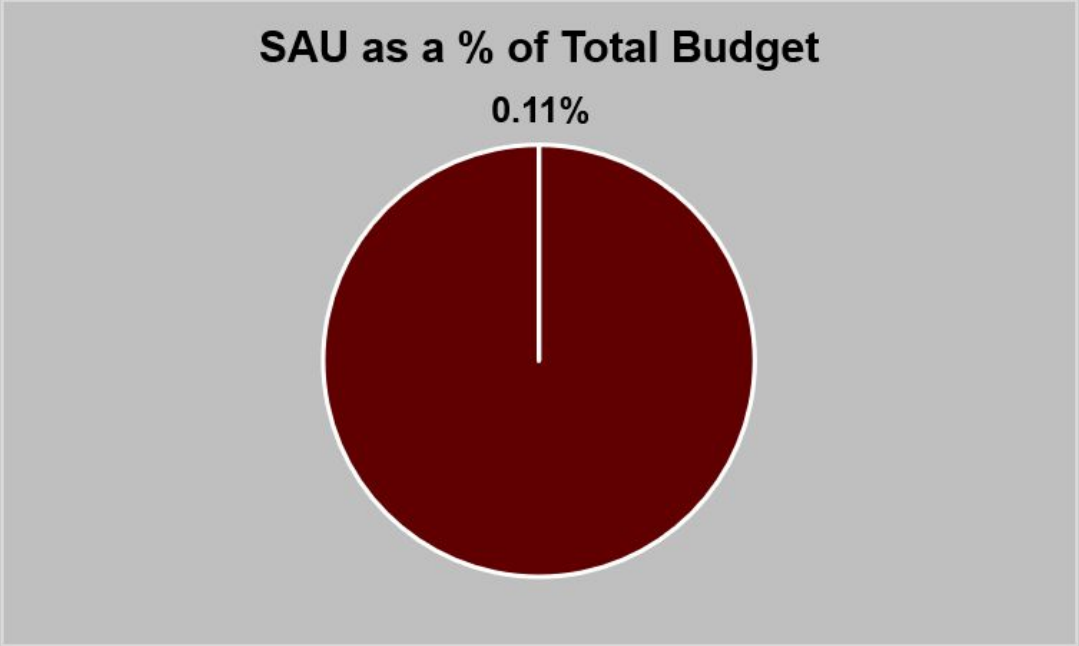

Timberlane Regional School District

Budget - SAU106 Operating Exp.

Fiscal Year: 2026-2027

☑ Print accounts with zero balance ☐ Round to whole dollars ☐ Account on new page
☐ Exclude inactive accounts with zero balance

From Date: 7/1/2027 To Date: 6/30/2028 Definition: Budget Report Current Year

Account	Description	28 Requested	27 Voted	28 Requested vs 27 Voted	26 Actual	25 Actual	24 Actual	23 Actual
100.2321.240.57.01.0.00000	SAU Office Course Reimbursement	$12,000.00	$10,000.00	$2,000.00	$6,680.00	$7,684.15	$9,719.00	$7,745.11
Column: [28Requested]		**Budget**	**FTE**	**Position Desc.**				
Description:	SAU Office Course Reimbursement	$12,000.00						
Column Total:		**$12,000.00**						
100.2321.330.57.01.0.00000	SAU Professional Services	$17,600.00	$14,835.50	$2,764.50	$27,355.43	$63,557.71	$27,689.95	$14,327.42
Column: [28Requested]		**Budget**	**FTE**	**Position Desc.**				
Description:	Annual Fee ADA Analysis	$1,500.00						
Description:	Lease Consultation	$12,500.00						
Description:	NH and Fed Law Posters	$1,500.00						
Description:	School ERP	$2,100.00						
Column Total:		**$17,600.00**						
100.2321.531.57.01.0.00000	SAU Telephone	$0.00	$0.00	$0.00	$0.00	$0.00	$0.00	$0.00
Column: [28Requested]		**Budget**	**FTE**	**Position Desc.**				
Description:	SAU Telephone	$0.00						
Column Total:		**$0.00**						
100.2321.534.57.01.0.00000	SAU Postage	$9,000.00	$9,000.00	$0.00	$1,924.05	$7,868.49	$5,699.75	$8,754.48
Column: [28Requested]		**Budget**	**FTE**	**Position Desc.**				
Description:	SAU Postage	$9,000.00						
Column Total:		**$9,000.00**						
100.2321.540.57.01.0.00000	Advertising	$9,000.00	$5,000.00	$4,000.00	$5,823.12	$4,595.06	$1,160.95	$0.00
Column: [28Requested]		**Budget**	**FTE**	**Position Desc.**				
Description:	Ed Jobs Posting Subscription	$1,600.00						
Description:	Hiring - Advertising	$7,400.00						
Column Total:		**$9,000.00**						

Budget - SAU106 Operating Exp.

Fiscal Year: 2026-2027

☑ Print accounts with zero balance ☐ Round to whole dollars ☐ Account on new page
☐ Exclude inactive accounts with zero balance

From Date: 7/1/2027 To Date: 6/30/2028 Definition: Budget Report Current Year

Account	Description	28 Requested	27 Voted	28 Requested vs 27 Voted	26 Actual	25 Actual	24 Actual	23 Actual
100.2321.580.57.01.0.00000	SAU Office Travel / Workshops	$15,000.00	$11,500.00	$3,500.00	$6,553.95	$6,298.97	$7,871.93	$6,040.64
Column: [28Requested]		**Budget**	**FTE**	**Position Desc.**				
Description: SAu Office Travel / Workshops		$15,000.00						
Column Total:		**$15,000.00**						
100.2321.610.57.01.0.00000	SAU Supplies	$18,000.00	$22,500.00	($4,500.00)	$6,939.10	$27,351.45	$18,280.30	$14,152.51
Column: [28Requested]		**Budget**	**FTE**	**Position Desc.**				
Description: SAU Supplies		$18,000.00						
Column Total:		**$18,000.00**						
100.2321.621.57.01.0.00000	SAU Natural Gas	$0.00	$0.00	$0.00	$0.00	$0.00	$0.00	$0.00
100.2321.622.57.01.0.00000	SAU Electric	$0.00	$0.00	$0.00	$0.00	$0.00	$0.00	$0.00
100.2321.640.57.01.0.00000	SAU Books	$0.00	$0.00	$0.00	$0.00	$0.00	$0.00	$0.00
100.2321.733.57.01.0.00000	SAU New Equipt	$500.00	$1,000.00	($500.00)	$0.00	$13,354.59	$16,632.83	$1,334.74
Column: [28Requested]		**Budget**	**FTE**	**Position Desc.**				
Description: SAU New Equipment		$500.00						
Column Total:		**$500.00**						
100.2321.737.57.01.0.00000	Repl Equipment-SAU	$0.00	$0.00	$0.00	$1,407.46	$252.38	$19,464.27	$22,336.00
100.2321.810.57.01.0.00000	SAU Dues and Fees	$15,000.00	$15,000.00	$0.00	$7,321.00	$23,693.58	$16,862.31	$10,665.90
Column: [28Requested]		**Budget**	**FTE**	**Position Desc.**				
Description: SAU Dues and Fees		$15,000.00						
Column Total:		**$15,000.00**						

Budget - SAU106 Operating Exp.

Fiscal Year: 2026-2027

☑ Print accounts with zero balance ☐ Round to whole dollars ☐ Account on new page
☐ Exclude inactive accounts with zero balance

From Date: 7/1/2027 To Date: 6/30/2028 Definition: Budget Report Current Year

Account	Description	28 Requested	27 Voted	28 Requested vs 27 Voted	26 Actual	25 Actual	24 Actual	23 Actual
100.2321.890.57.01.0.00000	Miscellaneous Expense	$13,500.00	$14,000.00	($500.00)	$7,395.21	$9,407.43	$8,984.29	$0.00

Column: [28Requested]

	Budget	FTE	Position Desc.
Description: Opening Day Staff Lunch	$6,500.00		
Description: Retiree Celebration	$3,000.00		
Description: Staff PD Support	$4,000.00		
Column Total:	**$13,500.00**		

FUNC: Office of the Superintendent Services - 2321		$109,600.00	$102,835.50	$6,764.50	$71,399.32	$164,063.81	$132,365.58	$85,356.80
100.2831.330.57.01.0.00000	HR Professional Services	$0.00	$0.00	$0.00	$0.00	$0.00	$510.00	$1,664.55
100.2831.540.57.01.0.00000	HR Advertising	$0.00	$0.00	$0.00	$0.00	$0.00	$0.00	$2,806.21
100.2831.610.57.01.0.00000	HR Supplies(HealthTrust Programming)	$0.00	$0.00	$0.00	$0.00	$0.00	$0.00	($15.00)
100.2831.643.57.01.0.00000	HR Professional Info Access Fees	$0.00	$0.00	$0.00	$0.00	$0.00	$0.00	$623.75
100.2831.810.57.01.0.00000	HR Due & Fees	$0.00	$0.00	$0.00	$0.00	$0.00	$0.00	$100.00
FUNC: Supervision of Staff Services - 2831		$0.00	$0.00	$0.00	$0.00	$0.00	$510.00	$5,179.51
Grand Total:		$109,600.00	$102,835.50	$6,764.50	$71,399.32	$164,063.81	$132,875.58	$90,536.31

End of Report

SAU | Numbers

FY 24 Actual: $132,876 FY 25 Actual: $164,064 FY 26 Actual: $71,399 FY 27 Voted: $102,836 FY 28 Proposed: $109,600 26 Actual vs 28 Proposed: $38,201

1	SAU
1	Early Childhood
4	Elementary Schools
2	Secondary Schools
1	Performing Arts Center
30-50	Annual Retirees
5,000	Mailings
10-15	Professional Organizations
25+	Professional Learning Touches
20-50	Retirees

SAU | Drivers

FY 24 Actual: $132,876 FY 25 Actual: $164,064 FY 26 Actual: $71,399 FY 27 Voted: $102,836 FY 28 Proposed: $109,600 26 Actual vs 28 Proposed: $38,201

Professional Learning (⅓)

Professional Services and Supplies (⅓)

Professional Recognition (⅓)

SAU | Seeds

FY 24 Actual: $132,876 FY 25 Actual: $164,064 FY 26 Actual: $71,399 FY 27 Voted: $102,836 FY 28 Proposed: $109,600 26 Actual vs 28 Proposed: $38,201

HB 1300 in November of 2026

SAU

FY 24 Actual: $132,876 FY 25 Actual: $164,064 FY 26 Actual: $71,399 FY 27 Voted: $102,836 FY 28 Proposed: $109,600 26 Actual vs 28 Proposed: $38,201

Questions

Discussion

Follow-Up

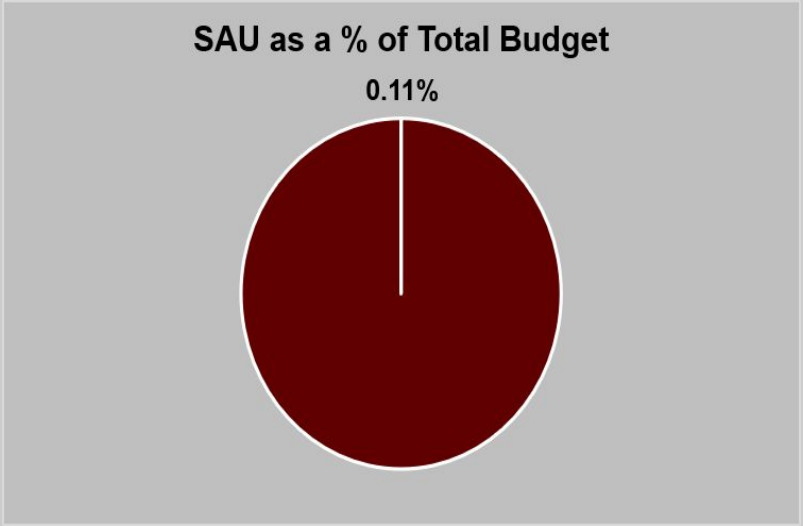

School Board | Part of the Whole

FY 24 Actual: $285,060 FY 25 Actual: $269,704 FY 26 Actual: $316,233 FY 27 Voted: $313,870 FY 28 Proposed: $346,560 26 Actual vs 28 Proposed: $30,327

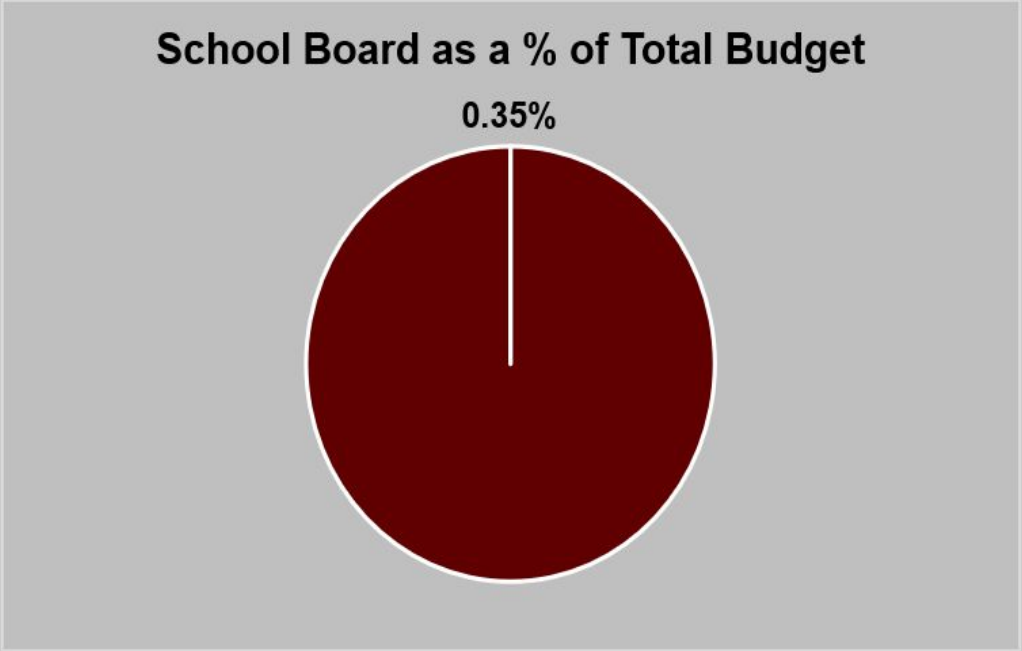

Timberlane Regional School District

Budget - School Board

Fiscal Year: 2026-2027

☐ Print accounts with zero balance ☐ Round to whole dollars ☐ Account on new page
☐ Exclude inactive accounts with zero balance

From Date: 7/1/2027 To Date: 6/30/2028 Definition: Budget Report Current Year

Account	Description	28 Requested	27 Voted	28 Requested vs 27 Voted	26 Actual	25 Actual	24 Actual	23 Actual
100.2311.111.01.33.4.00000	Stipend - Sch Board	$14,000.00	$14,000.00	$0.00	$13,500.00	$13,170.76	$13,500.00	$13,000.00
Column: [28Requested]	**Budget**	**FTE**	**Position Desc.**					
Description: Stipend - Sch Board	$14,000.00							
Column Total:	**$14,000.00**							
FUNC: School Board Stipend - 2311		$14,000.00	$14,000.00	$0.00	$13,500.00	$13,170.76	$13,500.00	$13,000.00
100.2312.115.01.33.4.00000	Stipend - Sch Board Clerk	$10,000.00	$6,000.00	$4,000.00	$6,433.94	$6,204.50	$4,345.77	$3,794.80
Column: [28Requested]	**Budget**	**FTE**	**Position Desc.**					
Description: Stipend - District Clerk	$3,000.00							
Description: Stipend - Sch Board Clerk	$7,000.00							
Column Total:	**$10,000.00**							
100.2312.610.01.33.4.00000	Exp - Sch Bd/Bud Com	$320.00	$320.00	$0.00	$0.00	$0.00	$232.74	$286.71
Column: [28Requested]	**Budget**	**FTE**	**Position Desc.**					
Description: Exp - Sch Bd/Bud Com	$320.00							
Column Total:	**$320.00**							
FUNC: School Board Clerk - 2312		$10,320.00	$6,320.00	$4,000.00	$6,433.94	$6,204.50	$4,578.51	$4,081.51
100.2313.111.01.33.4.00000	Stipend - Treas./Asst. Treas.	$5,050.00	$5,050.00	$0.00	$5,050.00	$5,050.00	$5,050.00	$5,050.00
Column: [28Requested]	**Budget**	**FTE**	**Position Desc.**					
Description: Stipend - Treas./Asst. Treas.	$5,050.00							
Column Total:	**$5,050.00**							
100.2313.610.01.33.4.00000	Expenses-Treasurer	$2,500.00	$2,500.00	$0.00	$1,670.36	$2,034.98	$2,412.42	$1,505.37
Column: [28Requested]	**Budget**	**FTE**	**Position Desc.**					
Description: Checks / Envelopes	$2,500.00							
Column Total:	**$2,500.00**							

Budget - School Board

Fiscal Year: 2026-2027

☐ Print accounts with zero balance ☐ Round to whole dollars ☐ Account on new page
☐ Exclude inactive accounts with zero balance

From Date: 7/1/2027 To Date: 6/30/2028 Definition: Budget Report Current Year

Account	Description	28 Requested	27 Voted	28 Requested vs 27 Voted	26 Actual	25 Actual	24 Actual	23 Actual
FUNC: Treasurer - 2313		$7,550.00	$7,550.00	$0.00	$6,720.36	$7,084.98	$7,462.42	$6,555.37
100.2314.340.01.33.4.00000	Annual Meeting Services	$10,000.00	$4,000.00	$6,000.00	$5,153.35	$6,019.67	$5,945.11	$3,693.75

Column: [28Requested] **Budget** **FTE** **Position Desc.**

Description: Annual Meeting Services $4,000.00
Description: Annual Meeting Sound System $6,000.00
Column Total: **$10,000.00**

100.2314.550.01.33.4.00000	Ann Rpt & Ballot Printing	$10,000.00	$8,000.00	$2,000.00	$8,671.77	$7,865.40	$6,574.74	$11,254.00

Column: [28Requested] **Budget** **FTE** **Position Desc.**

Description: Ann Rpt & Ballot Printing $10,000.00
Column Total: **$10,000.00**

100.2314.610.01.33.4.00000	Annual Mtg-Supplies	$3,190.00	$2,500.00	$690.00	$0.00	$1,545.54	$717.82	$4,374.18

Column: [28Requested] **Budget** **FTE** **Position Desc.**

Description: Annual Mtg-Supplies $2,500.00
Description: Voting Cards $690.00
Column Total: **$3,190.00**

FUNC: District Meeting - 2314		$23,190.00	$14,500.00	$8,690.00	$13,825.12	$15,430.61	$13,237.67	$19,321.93
100.2317.330.01.33.4.00000	Annual Audit	$50,000.00	$50,000.00	$0.00	$33,800.00	$28,850.00	$39,582.68	$33,153.75

Column: [28Requested] **Budget** **FTE** **Position Desc.**

Description: Annual Audit $50,000.00
Column Total: **$50,000.00**

FUNC: Audit - 2317		$50,000.00	$50,000.00	$0.00	$33,800.00	$28,850.00	$39,582.68	$33,153.75

Budget - School Board

Fiscal Year: 2026-2027

☐ Print accounts with zero balance ☐ Round to whole dollars ☐ Account on new page
☐ Exclude inactive accounts with zero balance

From Date: 7/1/2027 To Date: 6/30/2028 Definition: Budget Report Current Year

Account	Description	28 Requested	27 Voted	28 Requested vs 27 Voted	26 Actual	25 Actual	24 Actual	23 Actual
100.2318.330.01.33.4.00000	Legal Fees	$200,000.00	$180,000.00	$20,000.00	$227,254.01	$177,334.49	$187,190.91	$272,776.27

Column: [28Requested] **Budget** **FTE** **Position Desc.**

Description: Legal Services $200,000.00

Column Total: **$200,000.00**

FUNC: Legal Fees - 2318	$200,000.00	$180,000.00	$20,000.00	$227,254.01	$177,334.49	$187,190.91	$272,776.27
100.2319.115.01.33.4.00000	Stipend - Budget Com. Clerk	$5,000.00	$5,000.00	$0.00	$4,846.15	$4,153.85	$4,153.95	$4,000.00

Column: [28Requested] **Budget** **FTE** **Position Desc.**

Description: Stipend - Budget Com. Clerk $5,000.00

Column Total: **$5,000.00**

100.2319.540.01.33.4.00000	Advertising-Recruitment/Legal	$10,000.00	$10,000.00	$0.00	$0.00	$0.00	$0.00	$0.00

Column: [28Requested] **Budget** **FTE** **Position Desc.**

Description: Advertising-Recruitment/Legal $10,000.00

Column Total: **$10,000.00**

100.2319.610.01.33.4.00000	Supplies - Board	$0.00	$0.00	$0.00	$0.00	$326.97	$1,392.08	$1,050.22

Column: [28Requested] **Budget** **FTE** **Position Desc.**

Description: Supplies - Board $0.00

Column Total: **$0.00**

100.2319.643.01.33.4.00000	Information Access Fee - School Board	$0.00	$0.00	$0.00	$0.00	$0.00	$0.00	$4,700.00

Column: [28Requested] **Budget** **FTE** **Position Desc.**

Description: Information Access Fee - School Board $0.00

Column Total: **$0.00**

Budget - School Board

Fiscal Year: 2026-2027

☐ Print accounts with zero balance ☐ Round to whole dollars ☐ Account on new page
☐ Exclude inactive accounts with zero balance

From Date: 7/1/2027 To Date: 6/30/2028 Definition: Budget Report Current Year

Account	Description	28 Requested	27 Voted	28 Requested vs 27 Voted	26 Actual	25 Actual	24 Actual	23 Actual
100.2319.810.01.33.4.00000	School Board Dues, NHSBA	$15,000.00	$15,000.00	$0.00	$7,115.57	$11,487.44	$11,077.44	$11,242.44
Column: [28Requested]	**Budget**	**FTE**	**Position Desc.**					
Description: School Board Dues, NHSBA	$15,000.00							
Column Total:	**$15,000.00**							
100.2319.890.01.33.4.00000	Other Expenses	$11,500.00	$11,500.00	$0.00	$2,737.63	$5,660.69	$2,883.87	$14,351.69
Column: [28Requested]	**Budget**	**FTE**	**Position Desc.**					
Description: Retirement	$5,000.00							
Description: Staff Appreciation	$4,000.00							
Description: Staff Bereavement	$1,000.00							
Description: Trustee of the Trustfund	$1,500.00							
Column Total:	**$11,500.00**							
FUNC: Other School Board Services - 2319		$41,500.00	$41,500.00	$0.00	$14,699.35	$21,628.95	$19,507.34	$35,344.35
Grand Total:		$346,560.00	$313,870.00	$32,690.00	$316,232.78	$269,704.29	$285,059.53	$384,233.18

End of Report

School Board | Numbers

FY 24 Actual: $285,060 FY 25 Actual: $269,704 FY 26 Actual: $316,233 FY 27 Voted: $313,870 FY 28 Proposed: $346,560 26 Actual vs 28 Proposed: $30,327

9 School Board Members
4 Auxiliary Required Roles
8 Collective Bargaining Units
4 Annual Audit Connections
1 Law Firm
2 SB2 Sessions

School Board | Drivers

FY 24 Actual: $285,060 FY 25 Actual: $269,704 FY 26 Actual: $316,233 FY 27 Voted: $313,870 FY 28 Proposed: $346,560 26 Actual vs 28 Proposed: $30,327

Legal Services (3/5)

Audit and Annual Meeting (1/5)

Professional Stipends, Dues, and Services (1/5)

School Board | Seeds

FY 24 Actual: $285,060 FY 25 Actual: $269,704 FY 26 Actual: $316,233 FY 27 Voted: $313,870 FY 28 Proposed: $346,560 26 Actual vs 28 Proposed: $30,327

HB 1300 in November of 2026

School Board

FY 24 Actual: $285,060 FY 25 Actual: $269,704 FY 26 Actual: $316,233 FY 27 Voted: $313,870 FY 28 Proposed: $346,560 26 Actual vs 28 Proposed: $30,327

Questions

Discussion

Follow-Up

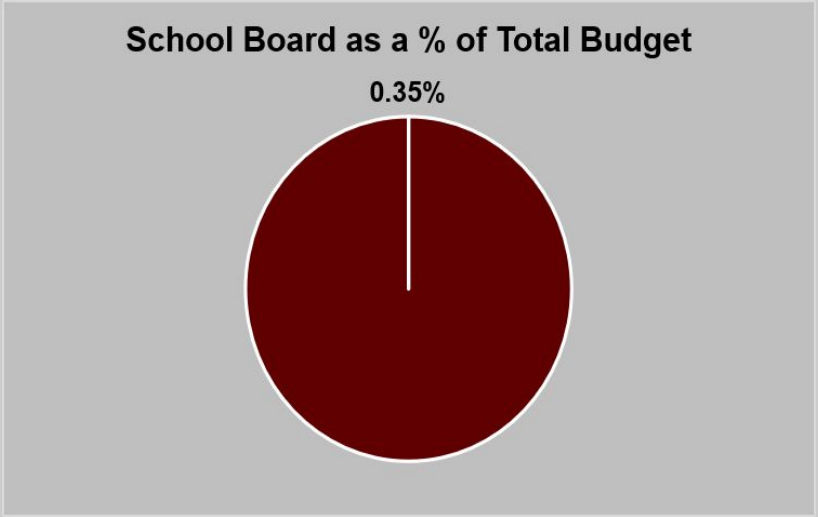

Technology | Part of the Whole

FY 24 Actual: $880,896 FY 25 Actual: $1,148,763 FY 26 Actual: $730,413 FY 27 Voted: $853,770 FY 28 Proposed: $1,094,939 26 Actual vs 28 Proposed: $364,526

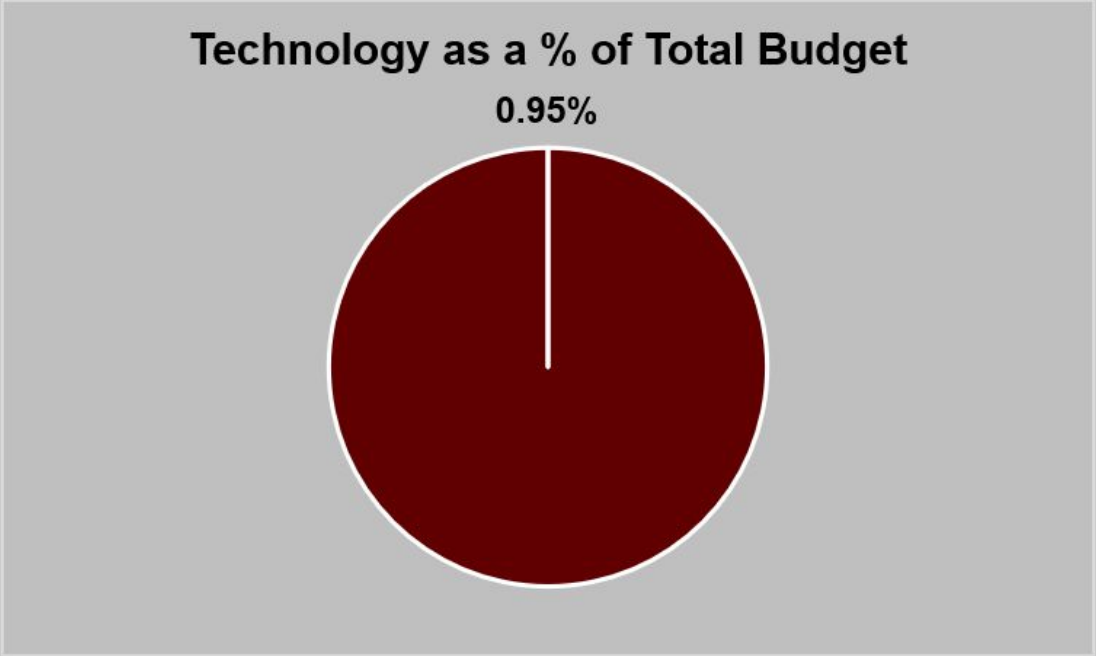

Timberlane Regional School District

Budget - Technology Consolidated

Fiscal Year: 2026-2027

☑ Print accounts with zero balance ☐ Round to whole dollars ☐ Account on new page
☐ Exclude inactive accounts with zero balance

From Date: 7/1/2027 To Date: 6/30/2028 Definition: Budget Report Current Year

Account	Description	28 Requested	27 Voted	28 Requested vs 27 Voted	26 Actual	25 Actual	24 Actual	23 Actual
100.1100.330.11.33.4.00000	Consulting-Technology	$15,000.00	$15,000.00	$0.00	$7,925.00	$12,623.50	$14,640.00	$121,384.41
Column: [28Requested]		**Budget**	**FTE**	**Position Desc.**				
Description: Consulting-Technology		$10,000.00						
Description: Virtual Fields Trips		$5,000.00						
Column Total:		**$15,000.00**						
100.1100.430.11.33.4.00000	Repairs To Equipment-Technology	$8,750.00	$8,750.00	$0.00	$6,354.60	$10,477.24	$15,045.54	$19,156.19
Column: [28Requested]		**Budget**	**FTE**	**Position Desc.**				
Description: Repairs To Equipment-Technology		$8,750.00						
Column Total:		**$8,750.00**						
100.1100.531.11.33.4.00000	Telephone/Communications - Tech	$0.00	$0.00	$0.00	$0.00	$0.00	$0.00	$9,336.72
100.1100.532.11.33.4.00000	DATA COMM. (distance lea	$0.00	$0.00	$0.00	$0.00	$0.00	$0.00	$0.00
100.1100.580.11.33.4.00000	Travel-Technology	$500.00	$500.00	$0.00	$103.89	$45.69	$556.71	$403.46
Column: [28Requested]		**Budget**	**FTE**	**Position Desc.**				
Description: Travel-Technology		$500.00						
Column Total:		**$500.00**						
100.1100.610.11.02.1.00000	Supplies-Technology	$0.00	$0.00	$0.00	$0.00	$0.00	$0.00	$0.00
100.1100.610.11.08.1.00000	Supplies-Technology	$0.00	$0.00	$0.00	$0.00	$0.00	$0.00	$0.00
100.1100.610.11.10.1.00000	Supplies-Technology	$0.00	$0.00	$0.00	$0.00	$0.00	$0.00	$0.00
100.1100.610.11.11.1.00000	Supplies-Technology	$0.00	$0.00	$0.00	$0.00	$0.00	$0.00	$0.00
100.1100.610.11.12.1.00000	Supplies-Technology	$0.00	$0.00	$0.00	$0.00	$0.00	$0.00	$0.00
100.1100.610.11.33.4.00000	Supplies-Technology	$20,000.00	$20,000.00	$0.00	$11,762.63	$20,032.61	$27,225.80	$35,513.21
Column: [28Requested]		**Budget**	**FTE**	**Position Desc.**				
Description: Supplies-Technology		$20,000.00						
Column Total:		**$20,000.00**						

Budget - Technology Consolidated

Fiscal Year: 2026-2027

☑ Print accounts with zero balance ☐ Round to whole dollars ☐ Account on new page
☐ Exclude inactive accounts with zero balance

From Date: 7/1/2027 To Date: 6/30/2028 Definition: Budget Report Current Year

Account	Description	28 Requested	27 Voted	28 Requested vs 27 Voted	26 Actual	25 Actual	24 Actual	23 Actual
100.1100.610.11.50.2.00000	Supplies-Technology	$0.00	$0.00	$0.00	$0.00	$0.00	$0.00	$0.00
100.1100.610.11.60.3.00000	Supplies-Technology	$0.00	$0.00	$0.00	$0.00	$0.00	$0.00	$0.00
100.1100.640.11.33.4.00000	Books-Technology	$0.00	$0.00	$0.00	$0.00	$0.00	$0.00	$0.00

Budget - Technology Consolidated

Fiscal Year: 2026-2027

☑ Print accounts with zero balance ☐ Round to whole dollars ☐ Account on new page
☐ Exclude inactive accounts with zero balance

From Date: 7/1/2027 To Date: 6/30/2028 Definition: Budget Report Current Year

Account	Description	28 Requested	27 Voted	28 Requested vs 27 Voted	26 Actual	25 Actual	24 Actual	23 Actual
100.1100.643.11.33.4.00000	Information Access Fees	$128,379.00	$128,810.00	($431.00)	$122,030.21	$112,702.50	$94,940.26	$112,782.86

Column: [28Requested]		**Budget**	**FTE**	**Position Desc.**
Description:	APM Music - Licensed Music	$1,150.00		
Description:	Buffer - Social Media Manager	$2,050.00		
Description:	Cablecast - Annual Renewal	$2,000.00		
Description:	Chromebook Device Licenses	$21,250.00		
Description:	DNS Made Easy - DNS Manager	$400.00		
Description:	e911 Inform	$7,750.00		
Description:	FinalSite (Websites, Communications, Mobile App)	$26,000.00		
Description:	Go Guardian - Chromebook Webfilter	$17,785.00		
Description:	Lansweeper - IT Trouble Ticket System / Asset Mam	$5,900.00		
Description:	Mackin - Library Manager	$11,399.00		
Description:	MBA - Powerschool Reports and Alerts Creator	$3,995.00		
Description:	Pickup Patrol - Absence Manager	$6,300.00		
Description:	PSCB - Powerschool Enchanced Reports	$800.00		
Description:	SchoolSoft - PTC Bookings Manager	$1,000.00		
Description:	SDPC - Student Data Privacy - Yearly Sub	$3,200.00		
Description:	Smartpass - HS/MS Hallways Pass Manager	$6,200.00		
Description:	Smugmug - Online Web Photo Manager	$100.00		
Description:	Vimeo Premium - Yearly Sub	$1,100.00		
Description:	Zoom for Special Education	$10,000.00		
Column Total:		**$128,379.00**		

Budget - Technology Consolidated

Fiscal Year: 2026-2027

☑ Print accounts with zero balance ☐ Round to whole dollars ☐ Account on new page
☐ Exclude inactive accounts with zero balance

From Date: 7/1/2027 To Date: 6/30/2028 Definition: Budget Report Current Year

Account	Description	28 Requested	27 Voted	28 Requested vs 27 Voted	26 Actual	25 Actual	24 Actual	23 Actual
100.1100.650.11.33.0.00000	Software	$45,300.00	$60,800.00	($15,500.00)	$49,751.58	$55,982.50	$48,331.27	$61,471.96

Column: [28Requested]		**Budget**	**FTE**	**Position Desc.**
Description:	Adobe Cloud Creative - Yearly Sub	$2,800.00		
Description:	Microsoft Academic Licensing	$32,500.00		
Description:	Server OD Upgrades	$5,000.00		
Description:	Technology Software - Monitoring, etc.	$5,000.00		
Column Total:		**$45,300.00**		

100.1100.733.11.02.1.00000	New Equipment-Technology	$0.00	$0.00	$0.00	$0.00	$0.00	$0.00	$0.00
100.1100.733.11.33.4.00000	New Equipment-Technology	$25,000.00	$0.00	$25,000.00	$199.98	$0.00	$0.00	$0.00

Column: [28Requested]		**Budget**	**FTE**	**Position Desc.**
Description:	Addtional Video Cameras	$25,000.00		
Column Total:		**$25,000.00**		

100.1100.733.11.50.2.00000	New Equipment-Technology	$0.00	$0.00	$0.00	$0.00	$0.00	$0.00	$0.00
100.1100.734.11.33.4.00000	New Computers & Comm.	$0.00	$0.00	$0.00	$0.00	$60,297.29	$34,016.02	$36,349.94
100.1100.737.11.33.4.00000	Repl Equipment-Technology	$351,000.00	$0.00	$351,000.00	$0.00	$0.00	$0.00	$0.00

Column: [28Requested]		**Budget**	**FTE**	**Position Desc.**
Description:	A/V Equipment	$10,000.00		
Description:	Campus (MS/PAC/HS) Over the Air Intercom System	$150,000.00		
Description:	Classroom Projectors	$35,000.00		
Description:	Server Replacements	$6,000.00		
Description:	Student Chromebooks	$150,000.00		
Column Total:		**$351,000.00**		

100.1100.738.11.33.4.00000	Replacement Computers	$0.00	$156,000.00	($156,000.00)	$156,080.46	$479,704.09	$291,835.52	$387,121.91

Budget - Technology Consolidated

Fiscal Year: 2026-2027

☑ Print accounts with zero balance ☐ Round to whole dollars ☐ Account on new page
☐ Exclude inactive accounts with zero balance

From Date: 7/1/2027 To Date: 6/30/2028 Definition: Budget Report Current Year

Account	Description	28 Requested	27 Voted	28 Requested vs 27 Voted	26 Actual	25 Actual	24 Actual	23 Actual
100.2213.240.11.33.4.00000	Professional Dev-Technology	$6,500.00	$6,500.00	$0.00	$0.00	$1,894.00	$2,314.96	$610.00

Column: [28Requested]

		Budget	FTE	Position Desc.
Description:	Professional Dev-Technology	$6,500.00		
Column Total:		**$6,500.00**		

100.2840.330.14.33.4.00000	Professional Services-Data Proc	$0.00	$0.00	$0.00	$0.00	$0.00	$0.00	$0.00
100.2840.430.14.33.4.00000	Data Proc-Maint	$142,320.00	$141,820.00	$500.00	$79,812.45	$48,486.20	$71,146.30	$62,972.01

Column: [28Requested]

		Budget	FTE	Position Desc.
Description:	District Firewalls Services/Updates/Support Yearly	$40,200.00		
Description:	Verkada - Camera/Access Control/Door Int Annual Su	$70,000.00		
Description:	VoIP Phone System - Service/Support/Updates - Year	$23,000.00		
Description:	WiFi Yearly Service/Updates/Support - Annual Sub	$9,120.00		
Column Total:		**$142,320.00**		

100.2840.532.14.33.4.00000	Data Proc-Line Chgs	$0.00	$0.00	$0.00	$0.00	$0.00	$0.00	$0.00
100.2840.610.14.33.4.00000	Data Proc-Supplies	$10,000.00	$10,000.00	$0.00	$1,244.63	$5,586.02	$6,866.12	$6,644.32

Column: [28Requested]

		Budget	FTE	Position Desc.
Description:	Data Proc-Supplies	$10,000.00		
Column Total:		**$10,000.00**		

Budget - Technology Consolidated

Fiscal Year: 2026-2027

☑ Print accounts with zero balance ☐ Round to whole dollars ☐ Account on new page
☐ Exclude inactive accounts with zero balance

From Date: 7/1/2027 To Date: 6/30/2028 Definition: Budget Report Current Year

Account	Description	28 Requested	27 Voted	28 Requested vs 27 Voted	26 Actual	25 Actual	24 Actual	23 Actual
100.2840.643.14.33.4.00000	Information Access Fees	$217,940.00	$178,090.00	$39,850.00	$193,979.60	$212,668.57	$169,555.35	$186,364.71

Column: [28Requested]		**Budget**	**FTE**	**Position Desc.**
Description:	Barracuda Cloud Backups - Annual Sub	$2,100.00		
Description:	Docstar - Online Doc Storage and Management	$15,000.00		
Description:	eFMLA Forms	$1,300.00		
Description:	Frontline Absence and Substitute Management	$23,000.00		
Description:	iTouch Fingerprint System - Maint and Support	$990.00		
Description:	Litix Academy - Online State and Data Training and	$3,500.00		
Description:	Mosaic POS for Lunches (Heartland School Solututio	$7,700.00		
Description:	Navigate 360 - Threat Aseesment Platform	$13,000.00		
Description:	Pandadocs - Online Signature and Workflows	$35,000.00		
Description:	Powerschool Digial Document Storage	$9,800.00		
Description:	Powerschool Distance Learning and online and suppo	$3,750.00		
Description:	Powerschool Online enrollment	$26,500.00		
Description:	Powerschool SIS	$45,500.00		
Description:	Tyler Tech employee time accounting	$14,500.00		
Description:	Vector Evaluations and PD Tracking	$16,300.00		
Column Total:		**$217,940.00**		

Budget - Technology Consolidated

Fiscal Year: 2026-2027

☑ Print accounts with zero balance ☐ Round to whole dollars ☐ Account on new page
☐ Exclude inactive accounts with zero balance

From Date: 7/1/2027 To Date: 6/30/2028 Definition: Budget Report Current Year

Account	Description	28 Requested	27 Voted	28 Requested vs 27 Voted	26 Actual	25 Actual	24 Actual	23 Actual
100.2840.650.14.33.4.00000	Data Proc-Software	$99,250.00	$102,500.00	($3,250.00)	$95,863.13	$90,843.05	$74,848.08	$63,658.20
Column: [28Requested]		**Budget**	**FTE**	**Position Desc.**				
Description:	CaseGuard - Redacting and De-Duplication Tool	$3,400.00						
Description:	Tyler Tech School ERP Finance and HR	$95,850.00						
Column Total:		**$99,250.00**						
100.2840.733.14.33.4.00000	Data Proc-Equipment	$0.00	$0.00	$0.00	$0.00	$0.00	$0.00	$0.00
100.2840.734.14.33.4.00000	New Computer/Netwrk Equip.	$0.00	$0.00	$0.00	$0.00	$0.00	$0.00	$0.00
100.2840.737.14.33.4.00000	Data Proc-Repl Equip	$0.00	$0.00	$0.00	$0.00	$0.00	$0.00	$0.00
100.2840.738.14.33.4.00000	Replacemt Computer/Netwrk Eq.	$25,000.00	$25,000.00	$0.00	$5,304.98	$37,420.05	$29,574.00	$24,298.06
Column: [28Requested]		**Budget**	**FTE**	**Position Desc.**				
Description:	Staff Devices Replacements	$25,000.00						
Column Total:		**$25,000.00**						
Grand Total:		$1,094,939.00	$853,770.00	$241,169.00	$730,413.14	$1,148,763.31	$880,895.93	$1,128,067.96

End of Report

Technology | Numbers

FY 24 Actual: $880,896 FY 25 Actual: $1,148,763 FY 26 Actual: $730,413 FY 27 Voted: $853,770 FY 28 Proposed: $1,094,939 26 Actual vs 28 Proposed: $364,526

1.) All district students (3,200) and staff (650) are all assigned dedicated devices. District is also responsible for providing devices for out of district students and in most cases contracted staff.
2.) District infrastructure includes 7 fiber high speed Internet connections, 7 Firewalls, 80 Network Switches, 150 Wireless Access Points, 20 Servers (including Virtual), Phone System with 692 extensions, 275 Video Surveillance Cameras, 62 Door Access Controllers, 14 Door Intercoms.
3.) District online systems/applications managed - 40

Technology | Drivers

FY 24 Actual: $880,896 | FY 25 Actual: $1,148,763 | FY 26 Actual: $730,413 | FY 27 Voted: $853,770 | FY 28 Proposed: $1,094,939 | 26 Actual vs 28 Proposed: $364,526

1.) Rising Costs/Inflation - Rising cost in equipment and services
   a.) Powerschool - 7% increase from 2025 to 2026 ($65,610 vs $70,206)
   b.) Pickup Patrol - 19.5% increase ($5,259 vs $6,286)
   c.) SchoolERP Pro - 5% increase ($88,618 vs $93,049)
2.) Equipment that had been removed that past two years put back into the budget.
   a.) Video Surveillance Cameras - $25,000
   b.) Audio/Video Equipment - $10,000
   c.) Classroom Projectors/Smartboards - $35,000
3.) Campus (MS/HS/PAC) new over the air Intercom System - $150,000

Technology | Seeds

FY 24 Actual: $880,896 FY 25 Actual: $1,148,763 FY 26 Actual: $730,413 FY 27 Voted: $853,770 FY 28 Proposed: $1,094,939 26 Actual vs 28 Proposed: $364,526

1.) Looking to maintain equipment life cycles to balance out and level fund as much as possible.
   a.) Not letting infrastructure get to be in an end of life scenario so that we are forced to upgrade multiple systems at once.
2.) Utilize technology grants as much as possible to offset costs.
   a.) e-Rate for Internet access and network infrastructure.
   b.) Security grants for surveillance and access control equipment.
3.) Keeping an eye on consolidating systems to take advantage of economies of scale.
   a.) Looking in 27/28 to replace Smart Pass with Go Guardian's Hall Pass to bundle and save.
4.) Security needs increase as schools and government agencies increasingly become targets.

Technology

FY 24 Actual: $880,896 | FY 25 Actual: $1,148,763 | FY 26 Actual: $730,413 | FY 27 Voted: $853,770 | FY 28 Proposed: $1,094,939 | 26 Actual vs 28 Proposed: $364,526

Questions

Discussion

Follow-Up

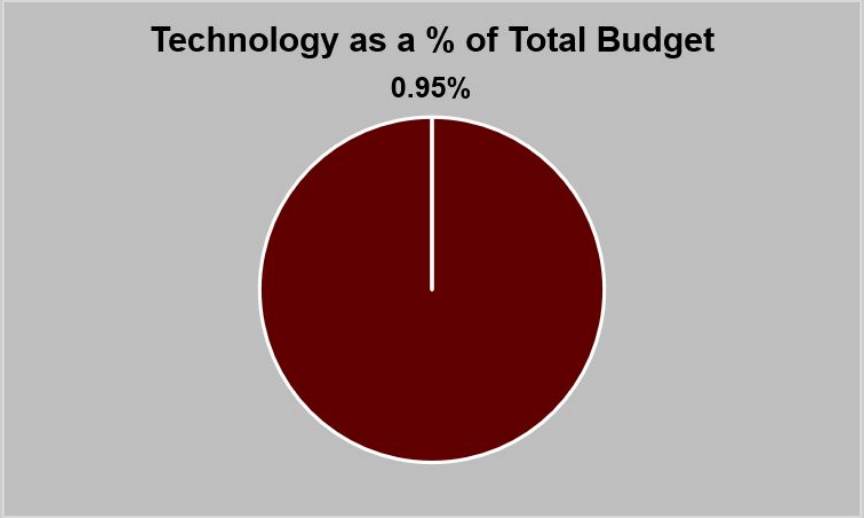

Music | Part of the Whole

FY 24 Actual: $201,542 FY 25 Actual: $112,521 FY 26 Actual: $65,222 FY 27 Voted: $92,837 FY 28 Proposed: $107,627 26 Actual vs 28 Proposed: $42,405

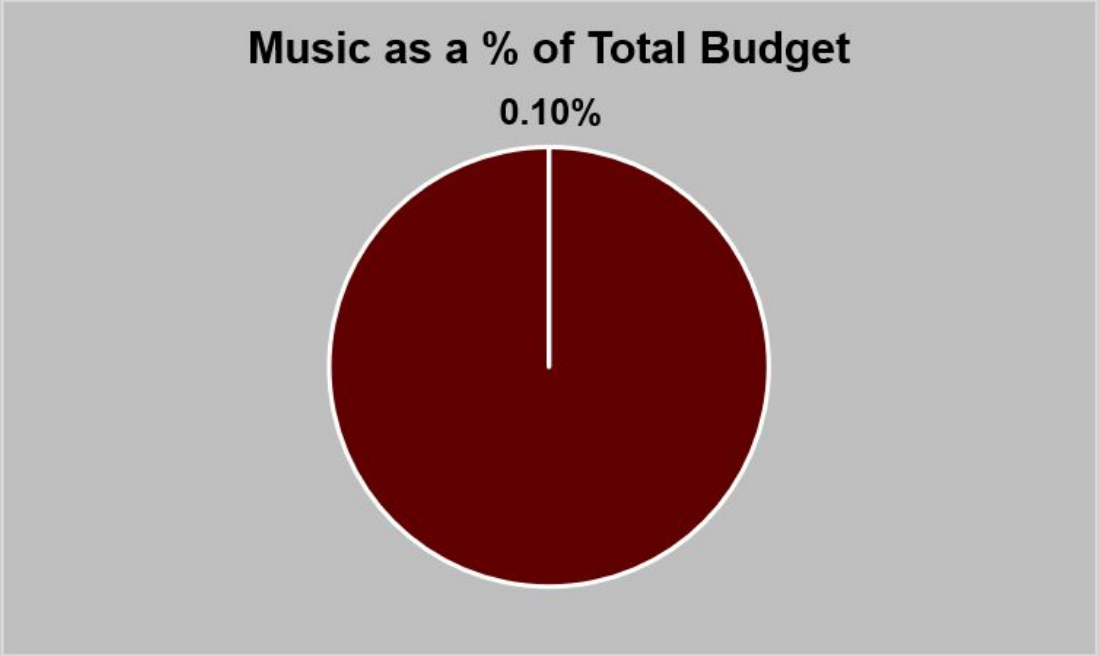

Timberlane Regional School District

Budget - Music

Fiscal Year: 2026-2027

☐ Print accounts with zero balance ☐ Round to whole dollars ☐ Account on new page
☐ Exclude inactive accounts with zero balance

From Date: 7/1/2027 To Date: 6/30/2028 Definition: Budget Report Current Year

Account	Description	28 Requested	27 Voted	28 Requested vs 27 Voted	26 Actual	25 Actual	24 Actual	23 Actual
100.1100.320.41.60.3.00000	Prof. Serv. Music	$3,350.00	$3,350.00	$0.00	$2,799.00	$2,749.00	$2,718.00	$4,020.85

Column: [28Requested]

		Budget	FTE	Position Desc.
Description:	American Songbook 3 @ $300	$900.00		
Description:	Clinicians 2 @ 200	$400.00		
Description:	Grad Ensemble 10 @ $100	$1,000.00		
Description:	Piano Accompanist 7 @ $150	$1,050.00		
Column Total:		**$3,350.00**		

100.1100.430.41.33.4.00000	Repairs To Equipment-Music	$11,200.00	$11,200.00	$0.00	$17,316.92	$6,819.02	$11,604.50	$14,823.60

Column: [28Requested]

		Budget	FTE	Position Desc.
Description:	Band Instrument Upkeep and Maintenance	$4,000.00		
Description:	Instrument Overhauls	$3,000.00		
Description:	Orchestra Instrument Upkeep and Maintenance	$3,000.00		
Description:	Piano Tuning (Grand x 3 @ $200 Classroom 4 @ $150)	$1,200.00		
Column Total:		**$11,200.00**		

100.1100.580.41.33.4.00000	Travel-Music	$0.00	$0.00	$0.00	$0.00	$153.50	$0.00	$0.00

Budget - Music

Fiscal Year: 2026-2027

☐ Print accounts with zero balance ☐ Round to whole dollars ☐ Account on new page
☐ Exclude inactive accounts with zero balance

From Date: 7/1/2027 To Date: 6/30/2028 Definition: Budget Report Current Year

Account	Description	28 Requested	27 Voted	28 Requested vs 27 Voted	26 Actual	25 Actual	24 Actual	23 Actual
100.1100.610.41.33.4.00000	Supplies-Music	$14,946.00	$14,524.00	$422.00	$7,111.91	$20,561.63	$18,389.33	$15,880.72

Column: [28Requested]

		Budget	FTE	Position Desc.
Description:	Elementary ($2/student @ 1501)	$3,102.00		
Description:	Elementary Instrument Supplies ($4/student @ ~420)	$1,680.00		
Description:	Elementary Performance Music (10 @ $50)	$500.00		
Description:	Elementary Trials Supplies	$500.00		
Description:	High School Ensemble Supplies ($10 @ ~230)	$2,300.00		
Description:	High School Performance Music (20 @ $80)	$1,600.00		
Description:	Middle Ensemble Supplies ($6/student @ ~510)	$3,060.00		
Description:	Middle Performance Music (20 @ $60)	$1,200.00		
Description:	Recorders ($4/student @ 251)	$1,004.00		
Column Total:		**$14,946.00**		

100.1100.640.41.33.4.00000	Books-Music	$2,000.00	$2,000.00	$0.00	$877.43	$1,369.80	$1,969.63	$1,994.18

Column: [28Requested]

		Budget	FTE	Position Desc.
Description:	Lesson Books	$2,000.00		
Column Total:		**$2,000.00**		

Budget - Music

Fiscal Year: 2026-2027

☐ Print accounts with zero balance ☐ Round to whole dollars ☐ Account on new page
☐ Exclude inactive accounts with zero balance

From Date: 7/1/2027 To Date: 6/30/2028 Definition: Budget Report Current Year

Account	Description	28 Requested	27 Voted	28 Requested vs 27 Voted	26 Actual	25 Actual	24 Actual	23 Actual
100.1100.650.41.33.4.00000	Software-Music	$11,978.00	$8,920.00	$3,058.00	$1,263.00	$8,708.14	$7,766.44	$8,484.17

Column: [28Requested]

		Budget	FTE	Position Desc.
Description:	Elementary Classroom Online Resources	$1,560.00		
Description:	Final Forms (300 @ $5)	$1,500.00		
Description:	Music First Student Subscription 300 @ $14	$4,200.00		
Description:	Noteflight Online Composition	$100.00		
Description:	QB Annual Subscription	$1,020.00		
Description:	SmartMusic (student 240 @ $14, teacher 6 @ $40)	$3,598.00		
Column Total:		**$11,978.00**		

100.1100.733.41.33.4.00000	New Equipment-Music	$10,248.00	$7,113.00	$3,135.00	$5,306.97	$18,363.72	$6,779.32	$42,686.10

Column: [28Requested]

		Budget	FTE	Position Desc.
Description:	15" Professional Quality Viola	$3,668.00		
Description:	Fractional Sized String Instruments	$6,580.00		
Column Total:		**$10,248.00**		

100.1100.737.41.33.4.00000	Repl Equipment-Music	$12,667.00	$6,180.00	$6,487.00	$220.38	$11,662.85	$114,361.30	$3,516.29

Column: [28Requested]

		Budget	FTE	Position Desc.
Description:	Cello Rack 1 @ $1163 + shipping	$1,280.00		
Description:	Marching Bass Drums, Carriers, and Cases	$5,995.00		
Description:	Wenger Instrument Lockers 2 @ $2451 + shipping	$5,392.00		
Column Total:		**$12,667.00**		

FUNC: Regular Education - 1100		$66,389.00	$53,287.00	$13,102.00	$34,895.61	$70,387.66	$163,588.52	$91,405.91

Budget - Music

Fiscal Year: 2026-2027

☐ Print accounts with zero balance ☐ Round to whole dollars ☐ Account on new page
☐ Exclude inactive accounts with zero balance

From Date: 7/1/2027 To Date: 6/30/2028 Definition: Budget Report Current Year

Account	Description	28 Requested	27 Voted	28 Requested vs 27 Voted	26 Actual	25 Actual	24 Actual	23 Actual
100.1410.610.42.33.4.00000	Musical - District Wide	$7,500.00	$7,500.00	$0.00	$5,222.20	$7,339.45	$7,850.91	$7,550.00

Column: [28Requested]		Budget	FTE	Position Desc.
Description:	High School Production	$4,000.00		
Description:	Middle School Production	$2,500.00		
Description:	Summer Production	$1,000.00		
Column Total:		**$7,500.00**		

Account	Description	28 Requested	27 Voted	28 Requested vs 27 Voted	26 Actual	25 Actual	24 Actual	23 Actual
100.1410.810.41.33.4.00000	Dues & Assessments-Music	$16,080.00	$16,830.00	($750.00)	$11,607.50	$16,252.00	$15,598.00	$19,296.00

Column: [28Requested]		Budget	FTE	Position Desc.
Description:	Chamber All-State 15 @ $90	$1,350.00		
Description:	Clark Terry Jazz Festival 4 groups @ $370	$1,480.00		
Description:	Classical All-State 20 @$340 + chaperone	$6,800.00		
Description:	Elementary Honors Chorus Registration 5 @ $30	$150.00		
Description:	Jazz All-State 10 @ $310 + chaperone	$3,100.00		
Description:	Large Group Festival 3 Groups at $250 / group	$750.00		
Description:	Middle Level Honors 10 @ 80	$800.00		
Description:	Middle School Festival Registration 30 @$25	$750.00		
Description:	NHBDA Jazz Fest 2 groups @ 250	$500.00		
Description:	NHMEA Participation Fee	$400.00		
Column Total:		**$16,080.00**		

Account	Description	28 Requested	27 Voted	28 Requested vs 27 Voted	26 Actual	25 Actual	24 Actual	23 Actual
100.1410.810.41.60.3.00000	Dues & Assessments-Music	$0.00	($2,500.00)	$2,500.00	$0.00	$0.00	$0.00	$0.00

Budget - Music

Fiscal Year: 2026-2027

☐ Print accounts with zero balance ☐ Round to whole dollars ☐ Account on new page
☐ Exclude inactive accounts with zero balance

From Date: 7/1/2027 To Date: 6/30/2028 Definition: Budget Report Current Year

Account	Description	28 Requested	27 Voted	28 Requested vs 27 Voted	26 Actual	25 Actual	24 Actual	23 Actual
100.1410.890.41.33.4.00000	Support Activities - District Wide Music	$1,000.00	$1,500.00	($500.00)	$0.00	$990.00	$1,430.00	$2,530.00
Column: [28Requested]	**Budget**	**FTE**	**Position Desc.**					
Description: Support Activities - District Wide Music	$1,000.00							
Column Total:	**$1,000.00**							
FUNC: Student Activities - 1410		$24,580.00	$23,330.00	$1,250.00	$16,829.70	$24,581.45	$24,878.91	$29,376.00
100.2410.810.41.33.4.00000	Music Dues & Fees	$2,320.00	$2,320.00	$0.00	$2,195.00	$1,807.00	$600.00	$0.00
Column: [28Requested]	**Budget**	**FTE**	**Position Desc.**					
Description: NAfME membership (required for participation)	$1,820.00							
Description: NHASTA membership (required for participation)	$500.00							
Column Total:	**$2,320.00**							
FUNC: Office of the Principal - 2410		$2,320.00	$2,320.00	$0.00	$2,195.00	$1,807.00	$600.00	$0.00
100.2729.519.41.33.4.00000	Student Trans-Music	$14,338.00	$13,900.00	$438.00	$11,301.52	$15,744.60	$12,474.77	$9,381.46
Column: [28Requested]	**Budget**	**FTE**	**Position Desc.**					
Description: ~ 38 buses @ $351/bus	$13,338.00							
Description: Equipment Transportation for student performances	$1,000.00							
Column Total:	**$14,338.00**							
FUNC: Music Transportation - 2729		$14,338.00	$13,900.00	$438.00	$11,301.52	$15,744.60	$12,474.77	$9,381.46
Grand Total:		$107,627.00	$92,837.00	$14,790.00	$65,221.83	$112,520.71	$201,542.20	$130,163.37

End of Report

Music | Numbers

FY 24 Actual: $201,542 FY 25 Actual: $112,521 FY 26 Actual: $65,222 FY 27 Voted: $92,837 FY 28 Proposed: $107,627 26 Actual vs 28 Proposed: $42,405

- All students through Grade 6 receive music instruction, 7-12 students may enroll in music classes.
- 76% (+18%) of eligible elementary students (grades 3, 4, and 5) participate in a performing ensemble (in addition to their general music class instruction).
- 41% of secondary students participate in a performing ensemble.
- 1,193 (+119) Timberlane students will perform in a band, chorus, or orchestra concert throughout the year.
- 28 High School students accepted into All-State Festivals
- 59 unique performances at Timberlane
- 37 unique performances off campus

Music | Drivers

FY 24 Actual: $201,542 FY 25 Actual: $112,521 FY 26 Actual: $65,222 FY 27 Voted: $92,837 FY28 Proposed: $107,627 26 Actual vs 28 Proposed: $42,405

- Dues, Assessments, Fees - 17%
- Classroom and Instrument Supplies - 14%
- Student Transportation - 13%
- Software - 11%
- Instrument / Equipment Repair and Maintenance - 10%

Music | Seeds

FY 24 Actual: $201,542 | FY 25 Actual: $112,521 | FY 26 Actual: $65,222 | FY 27 Voted: $92,837 | FY 28 Proposed: $107,627 | 26 Actual vs 28 Proposed: $42,405

- Improving Access to Instrumental Program
  - Instrument Donation Drives
  - Donated Instrument Repairs
  - New Instrument Acquisitions
- Updating Mobile Percussion Instruments (Year 2)
- Unique Performance Opportunities
  - Creating and Hosting New Festivals
  - Commissioning and Premiering New Music

Music

FY 24 Actual: $201,542 FY 25 Actual: $112,521 FY 26 Actual: $65,222 FY 27 Voted: $92,837 FY 28 Proposed: $107,627 26 Actual vs 28 Proposed: $42,405

Questions

Discussion
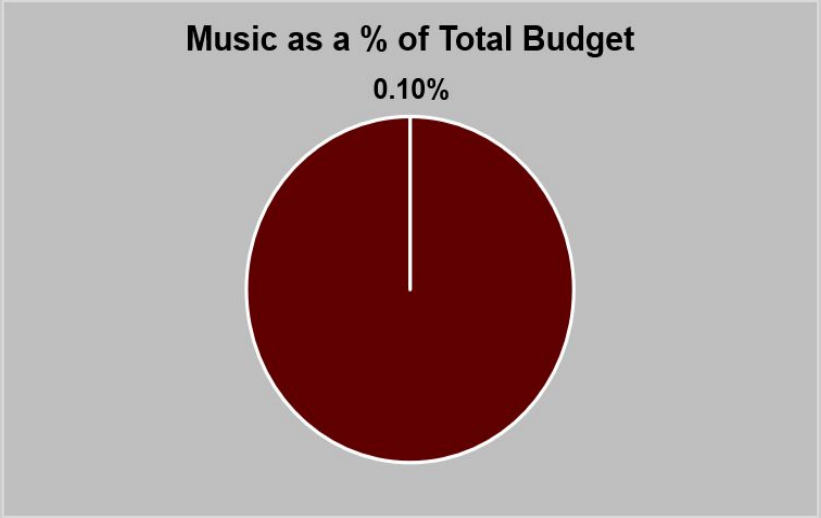
Follow-Up