Plumsted Township School District

Strategic Planning Session One

David M. Ytreboe, Superintendent

Unleashing Unlimited Opportunities….Empowering One Warrior At A Time!

Board of Education

Ashley Raywood, President
Lyndsey Gill, Vice President
Craig Goldberg
Kathryn Kovacs
Thomas Semko
Robert Stepnowski

Who We Are

Our Town

Plumsted Population: 8,421 in 2010 to 9,991 in 2025

Plumsted Township, Ocean County, NJ: Census counts (2010, 2020) and July 1, 2025 estimate

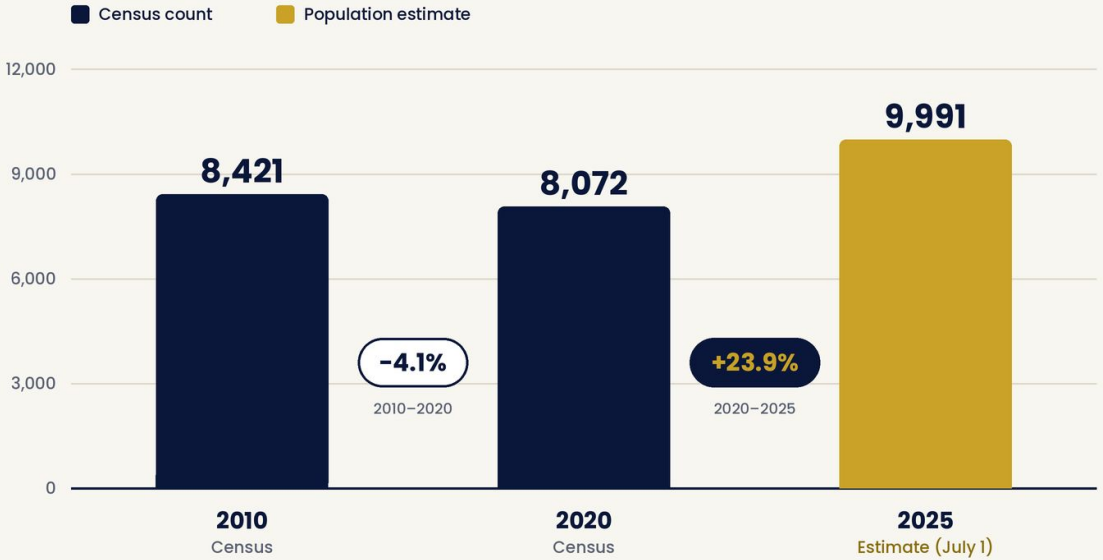

9,991
estimated population on July 1, 2025

-4.1%
change from 2010 to 2020 Census counts (8,421 to 8,072)

+23.9%
growth from the April 2020 estimates base (8,066) to July 2025

Percent change for 2020–2025 is measured from the April 1, 2020 estimates base (8,066), which differs slightly from the 2020 Census count (8,072).

PLUMSTED TOWNSHIP SCHOOL DISTRICT | NEW EGYPT WARRIORS

Source: U.S. Census Bureau QuickFacts

Unleashing Unlimited Opportunities....Empowering One Warrior At A Time!

Who We Are

Our Schools

Unleashing Unlimited Opportunities….Empowering One Warrior At A Time!

Enrollment Fell 22.8% by 2021–22, Then Leveled Off

October student counts, 2015–16 through 2025–26



-313

students lost from 2015–16 to the 2021–22 low (-22.8%)

+27.0

students gained from the 2021–22 low (1,060.5) to 2025–26 (+2.5%)

1,087.5

students enrolled in October 2025 (2025–26), down 0.5 from the prior year

Percentages under each year show the change from the prior October count. 22.8% = 1,373.5 (2015–16) to 1,060.5 (2021–22).

PLUMSTED TOWNSHIP SCHOOL DISTRICT | NEW EGYPT WARRIORS

Source: District enrollment data (October counts)

Unleashing Unlimited Opportunities....Empowering One Warrior At A Time!

District Staff: 185 Employees Across Eight Roles

Number of staff by role, Plumsted Township School District

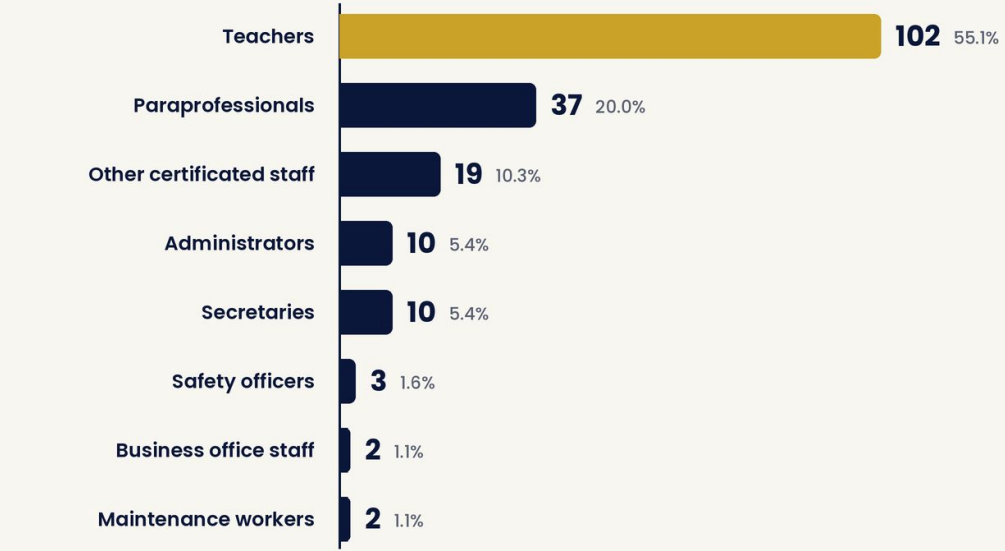

185
total staff across the district

55%
of staff are teachers (102 of 185)

20%
of staff are paraprofessionals (37 of 185)

Percentages show each role's share of the 185 total staff.

PLUMSTED TOWNSHIP SCHOOL DISTRICT | NEW EGYPT WARRIORS

Source: District staffing data

Unleashing Unlimited Opportunities....Empowering One Warrior At A Time!

Students with Disabilities: 21.8% of Enrollment

Share of total PK–12 enrollment, Plumsted Township School District

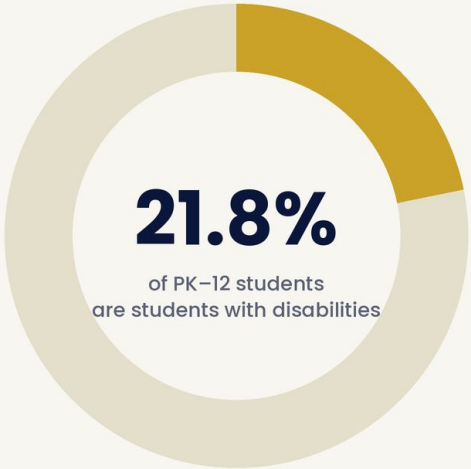

Students with disabilities All other students

≈255
students with disabilities

1,170
total PK–12 enrollment in the district

1 in 5+
more than one in five students

Based on total district enrollment of 1,170 students; 255 is approximate.

PLUMSTED TOWNSHIP SCHOOL DISTRICT | NEW EGYPT WARRIORS

Source: District strategic planning materials

Unleashing Unlimited Opportunities….Empowering One Warrior At A Time!

ELA Proficiency by Grade, 2021–22 to 2024–25

NJSLA ELA: percent of students scoring Levels 4 & 5 (2024–25 in gold)

3rd Grade

53.1%

proficient, 2024–25

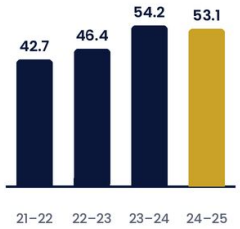

+10.4 pts
since 2021–22

4th Grade

56.6%

proficient, 2024–25

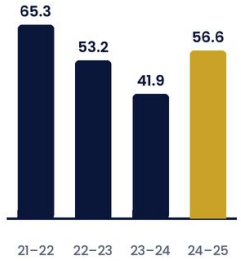

-8.7 pts
since 2021–22

5th Grade

54.3%

proficient, 2024–25

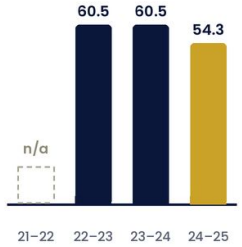

-6.2 pts
since 2022–23

6th Grade

—

2024–25 value not specified

Partial trend data:

49.4%

39.6%

Years not specified in the source data

Trend not available

7th Grade

45.0%

proficient, 2024–25

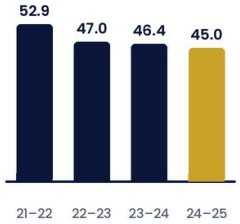

-7.9 pts
since 2021–22

PLUMSTED TOWNSHIP SCHOOL DISTRICT | NEW EGYPT WARRIORS

Source: State assessment results

Unleashing Unlimited Opportunities....Empowering One Warrior At A Time!

Math Proficiency: 47.6% to 60.5% Across Grades 3–7

Percent of students proficient on the state assessment, 2021–22 through 2024–25 (2024–25 in gold)

3rd Grade

60.5%

proficient, 2024–25

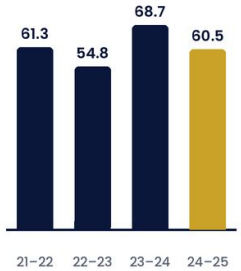

-0.8 pts
since 2021–22

4th Grade

56.6%

proficient, 2024–25

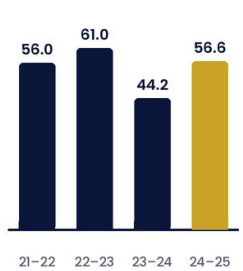

+0.6 pts
since 2021–22

5th Grade

55.1%

proficient, 2024–25

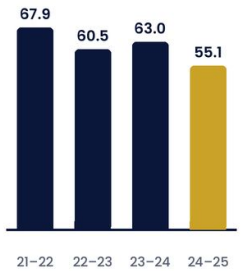

-12.8 pts
since 2021–22

6th Grade

47.6%

proficient, 2024–25

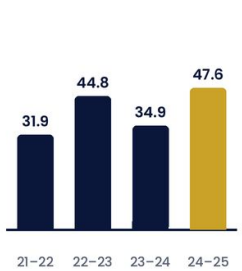

+15.7 pts
since 2021–22

7th Grade

48.1%

proficient, 2024–25

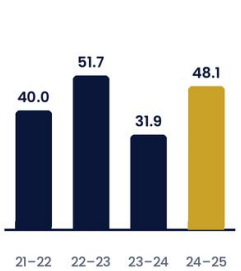

+8.1 pts
since 2021–22

PLUMSTED TOWNSHIP SCHOOL DISTRICT | NEW EGYPT WARRIORS

Source: State assessment results

Unleashing Unlimited Opportunities….Empowering One Warrior At A Time!

Who We Are

Our Funding

$6.8M in S-2 Cuts, Then $3.9M Lost to the 6% Cap

Annual S-2 formula reductions and state aid growth lost to the 6% cap, 2018–19 through 2026–27

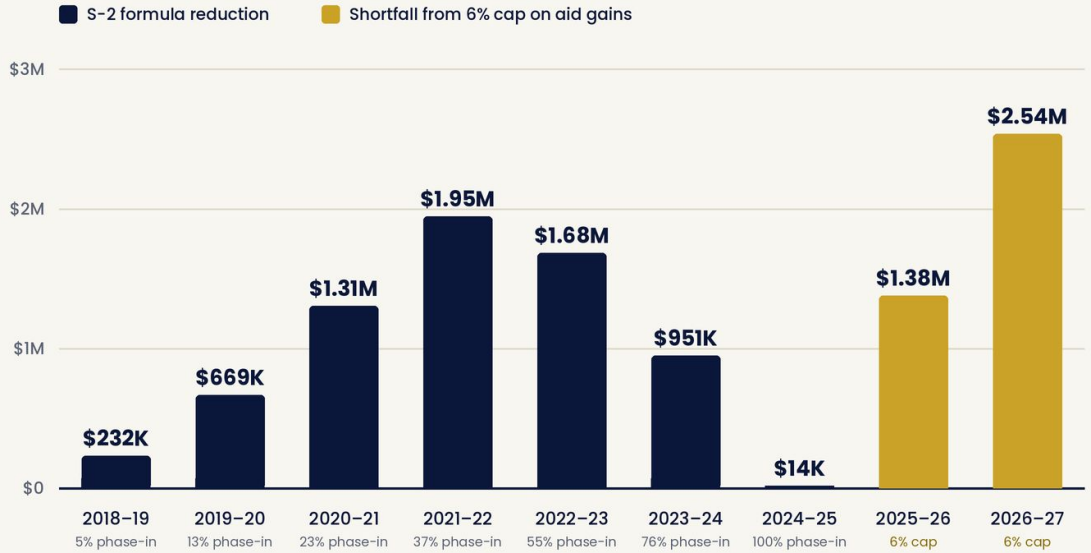

$6.80M
total S-2 formula reductions over the 7-year phase-in, 2018–19 to 2024–25

$3.92M
state aid growth lost to the 6% cap in 2025–26 and 2026–27 combined

$2.54M
2026–27 cap shortfall: $279,307 received vs. $2,818,975 calculated

Before S-2 began, 2017–18 Equalization Aid was reduced by $535,492 (from $5,758,346 to $5,222,854).
The 7-year S-2 phase-in (2018–19 to 2024–25) totals $6,803,437. Cap shortfall = aid the formula calculated minus aid received.

PLUMSTED TOWNSHIP SCHOOL DISTRICT | NEW EGYPT WARRIORS

Source: District budget presentations

Unleashing Unlimited Opportunities....Empowering One Warrior At A Time!

66.75 Positions Reduced Since 2017–18

Annual FTE position reductions, 2017–18 through 2026–27

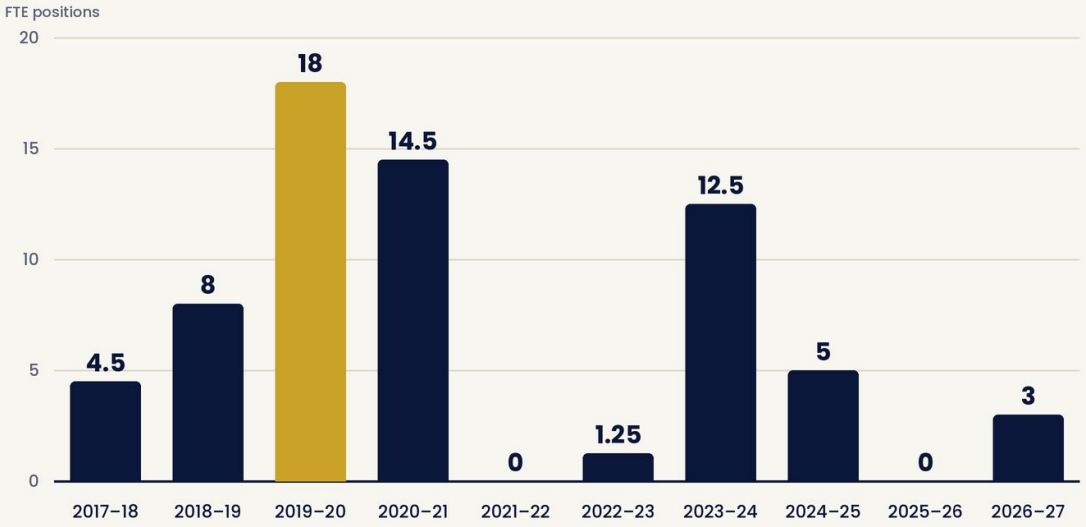

66.75
total FTE positions reduced over the 10 years from 2017–18 through 2026–27

18
largest single-year reduction (2019–20), after restoring 5 positions from an initial 20–25

12.5
positions cut in 2023–24, including 9 teachers and 2 guidance counselors

2017–18 is net of an added Kindergarten section and Engineering Academy teacher; 2018–19 excludes 1 added security position.

Source: District budget presentations

Unleashing Unlimited Opportunities….Empowering One Warrior At A Time!

Per-Pupil State Aid: A $10,889 Gap

State base adequacy benchmark vs. state aid Plumsted received per student, 2018–19 through 2026–27

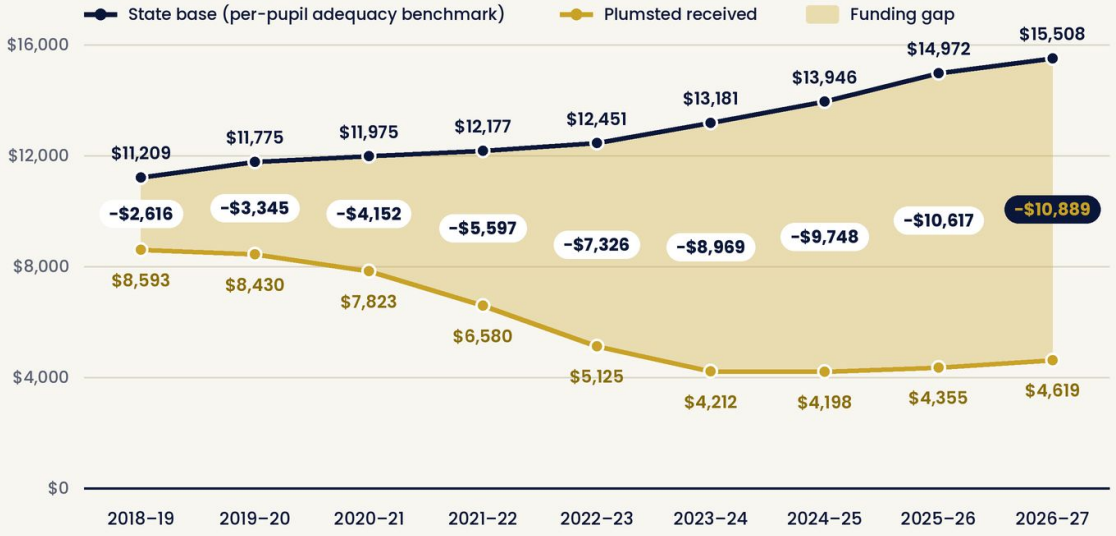

Gap = state calculated per-pupil base minus the state aid per student Plumsted actually received.

$10,889

per-pupil gap in 2026–27: $15,508 state base vs. $4,619 received

4.2×

growth in the per-pupil gap since 2018–19, from $2,616 to $10,889

$4,198

low point in aid received per student (2024–25), down from $8,593 in 2018–19

PLUMSTED TOWNSHIP SCHOOL DISTRICT | NEW EGYPT WARRIORS

Source: District budget presentations

Unleashing Unlimited Opportunities….Empowering One Warrior At A Time!

Over $10M Drawn from Reserves to Offset State Aid Cuts

Reserve fund appropriations to the operating budget, 2017–18 through 2026–27

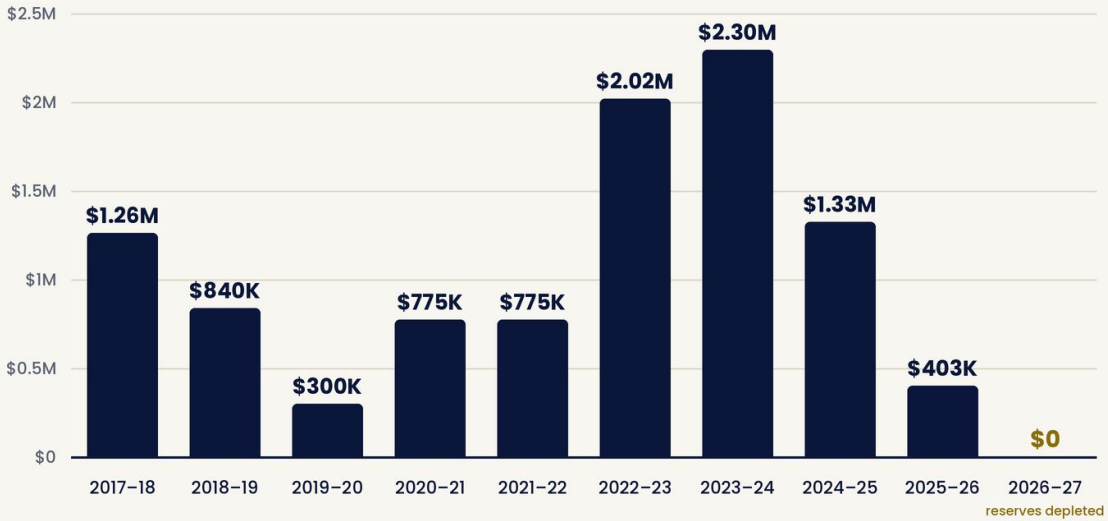

$10M+
appropriated from reserves into the operating budget, 2017–18 through 2026–27

$199K
total reserve balance on June 30, 2025, down from $4,411,937 on July 1, 2016

$0
projected undesignated reserves by June 30, 2026

Debt service appropriations ($1 in 2017–18, $22,701 in 2021–22, $7,757 in 2022–23) are not shown.
2023–24 shown at the initial $2,295,949 (later adjusted to $2,545,949); 2024–25 shown at $1,325,757 (listed up to $1,352,630).

PLUMSTED TOWNSHIP SCHOOL DISTRICT | NEW EGYPT WARRIORS

Source: District budget presentations

Unleashing Unlimited Opportunities....Empowering One Warrior At A Time!

$9.5M Bond Referendum Failed Twice in 2018

Facilities and security bond referendum, Plumsted Township School District

$9.5M

facilities and security bond referendum put before voters

2 votes
0 approvals

OCTOBER 2, 2018
Special election

13 **vote margin: narrowly rejected**
Initial tallies showed the outcome was too close to call.

Same $9.5M, 2 months later

DECEMBER 11, 2018
Special election

2nd **rejection**
The identical $9.5 million proposal returned to the ballot and voters rejected it a second time.

PLUMSTED TOWNSHIP SCHOOL DISTRICT | NEW EGYPT WARRIORS

Source: District strategic planning materials

Unleashing Unlimited Opportunities....Empowering One Warrior At A Time!

What the $9.5M Bond Would Have Funded

Structural needs the failed 2018 referendum was earmarked to address

01 — Security upgrades

Security vestibules and digital equipment for screening visitors at building entrances.

02 — Building reconfigurations

Relocating central administrative offices to the primary school and adding multiple disability classrooms at New Egypt High School.

03 — Infrastructure repairs

Vital maintenance on the geothermal heating and cooling (HVAC) systems and replacing campus lighting with energy-efficient LEDs.

04 — Student centers

Expanding the high school's media center and cafeteria into a multi-use student lounge, and upgrading the auditorium and TV studio.

≈34% **state matching aid**
leveraged by the bond

Net tax decrease for homeowners
per administrators, as the bond coincided with the expiration of older district debt

PLUMSTED TOWNSHIP SCHOOL DISTRICT | NEW EGYPT WARRIORS

Source: District strategic planning materials

Unleashing Unlimited Opportunities....Empowering One Warrior At A Time!

What We Have Accomplished

Special Education

- Created ERI Program - Elementary School
- Created ABA Program(7th-8th) - High School
- Created MD Program K-1 - Primary School
- Hired District Board Certified Behavior Analyst and Registered Behavior Technicians for each school

Preschool and Kindergarten

- Redistricted PreK -1 at Primary School
- Expanded Preschool from 4 classrooms to 9 classrooms
- Expanded Kindergarten from 3 to 4 classrooms

Curriculum and Instruction

- Kickstart Literacy Program - Pre-K
- UFLI Literacy Program K-2
- Word Origins 4-6
- Reading Specialist
- Interventionists K-8
- Moved off of the Summit Learning Platform 7-12

District Initiatives

- Moved athletics 7-12 from Burlington County Scholastic League to the Shore Conference (Monmouth and Ocean)
- Updated District Website
- Livestream BOE Meetings
- Community Service - Participate in town events - Art Club, Plumsted Remembers, Veterans Day, Historical Society

District Goals 26-27

Goal One:

- The district will design, execute, compile, and present a strategic plan with actionable goals and measurable objectives for the next three to five years.

Goal Two:

- The district will implement and maintain a comprehensive, multi-channel communication plan designed to strengthen public trust and ensure that all stakeholders-including staff, families, and the broader community-have consistent and proactive access to district information and initiatives.

Goal Three:

- The district will proactively explore, identify, and secure diverse and alternative revenue streams beyond state aid and local taxes.

Goal Four:

- The district will implement a comprehensive instructional framework and strategic initiatives focused on closing achievement gaps and increasing the percentage of students meeting or exceeding grade-level expectations, while simultaneously fostering a culture that recognizes and celebrates student success in all forms.