CENTRAL
HOME OF THE MINUTEMEN

September 16, 2026

Dear Students and Families,

Welcome to the 2026-27 school year at Central High School! Registration for May 2027 Advanced Placement (AP) Exams is underway. **The AP exam order will be submitted on the preferred deadline date of October 2nd. Changes may be made until the final deadline date of November 13th.**

FAQ's

- *What is the cost for taking an AP exam?* There is no cost to students. SPPS and the Minnesota Department of Education share the cost for AP exams. However, a $40 exam fee is incurred by Central when:
    - a student registers late for an exam. AP charges a $40 late registration fee in addition to the cost of the exam.
    - a student registers for an exam but drops the class or doesn't take the exam in May. AP drops the cost of the exam but charges a $40 unused exam fee.

  Therefore, it is important to sign up before the deadline. And, if you sign up for the exam and would like to cancel your registration, please notify your teacher or Ms. Armstrong before November 13th, if possible.

- *Can a student take an AP exam without being enrolled in the class?* Yes, examples include:
    - The student took the AP class in a previous school year.
    - The student is in the same subject area IB class and wants to take the AP exam.
    - The student has prepared for the AP subject exam on their own.
        - Approval required. Please contact Ms. Armstrong for a join code and exam agreement form.

- *What exams are offered at Central?* See a list of AP courses on Central's website.

- *Are world language exams offered at Central?* No, students may take the IB or the CLEP (College Level Exam Program) exam in a world language.

- *What if an AP test date conflicts with an IB exam?* The AP students will test on an alternate date.

For your convenience, please find below:

1. student steps for exam registration
2. test accommodation information through Services for Students with Disabilities (SSD)
3. the May 2027 AP Exam Schedule
4. instructions for creating an AP College Board account

As testing approaches, information will continue to be shared on Central's AP webpage, the AP Schoology group (please join using the Schoology code: KSQX-T8ZM-J3967) and through your AP classroom teachers.

Please contact us with questions or concerns. We hope you have a great school year!

Joleen Armstrong, AP Coordinator
joleen.armstrong@spps.org

Cherise Ayers, Principal
cherise.ayers@spps.org

STUDENT STEPS FOR EXAM REGISTRATION:

1. **Create a College Board Account:** If you do not already have one, create an individual College Board Account https://www.collegeboard.org. AP recommends using your personal email when creating an account. See below for detailed instructions.
2. **Register in AP Classroom With Your Class Section Join Code:** Students enrolled in AP courses receive their AP Join Code from their teacher. Enter the code in the "Join a Class" link.

SERVICES FOR STUDENTS WITH DISABILITIES (SSD)

Apply for testing accommodations when registering for an exam.

- Students with 504 Plans please contact counselor Anna Gryska, anna.gryska@spps.org or Wendy Eidem, wendy.eidem@spps.org to apply for accommodations when signing up for AP exams.
- Students with IEPs please contact case managers when signing up for AP exams.

WEEK 1 AND WEEK 2 AP EXAM SCHEDULE MAY 2027

WEEK 1	8 a.m. CST	12 noon CST
Monday May 3	Human Geography Physics C: Mechanics	Biology
Tuesday May 4	Business and Personal Finance US Government and Politics	Microeconomics
Wednesday May 5	English **Literature** and Composition	Physics 1: Algebra-based
Thursday May 6	World History: Modern	
Friday May 7	US History	Macroeconomics
WEEK 2	**8 a.m. CST**	**12 noon CST**
Monday May 10	Calculus AB Calculus BC	

Tuesday May 11	Precalculus	Statistics
Wednesday May 12	English **Language** and Composition	Computer Science A
Thursday May 13		Environmental Science
Friday May 14		Psychology

INSTRUCTIONS FOR CREATING A NEW AP COLLEGE BOARD ACCOUNT

Go to College Board Student Sign In: Create Account https://www.collegeboard.org

Use information from your school ID or Government issued ID (ex: drivers license). If you change your name, be sure to notify the College Board.

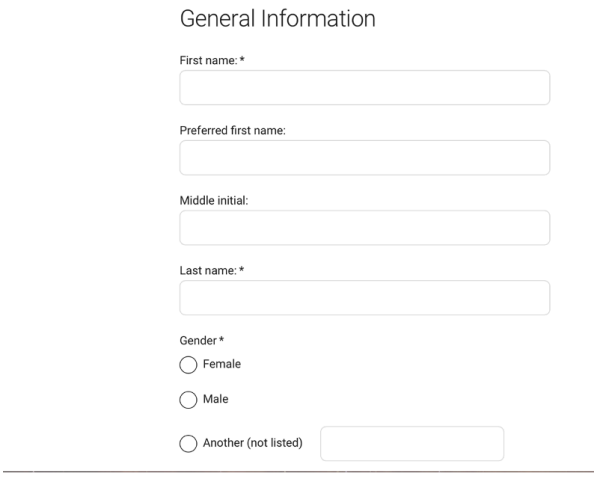

For the next section, use your **personal** e-mail. DO NOT use your school e-mail. (This is so you can access scores after graduating.)

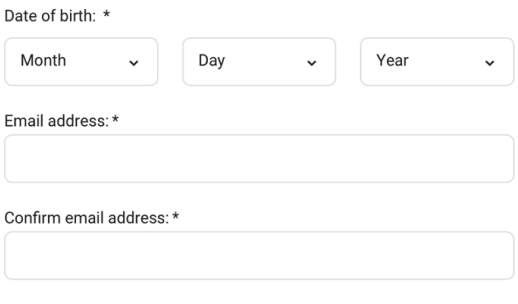

This is where it gets tricky. Spell out ***Saint Paul Central Senior High***. Spell out the full name of our city, school, and use zip code ***55104***.

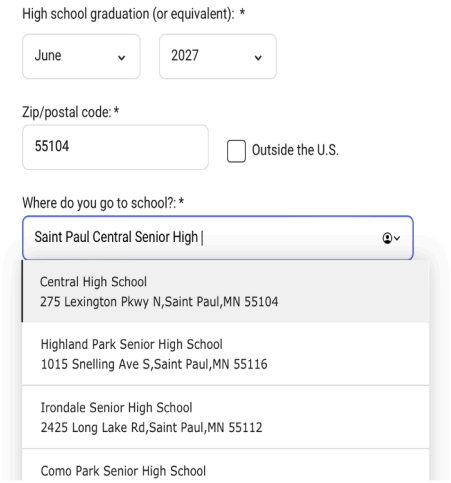

List your *house number and street* in Address 1. If you live in an apartment, list your apartment number in Address 2. Spell out ***Saint***.

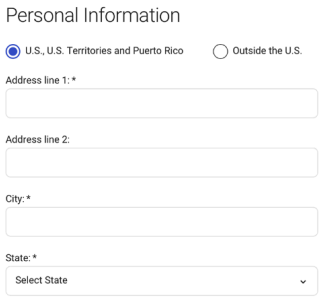

Next, you can list your parent information and email address so they can access your test scores. Agree with legal terms and hit SUBMIT. Your account should be created!! GREAT JOB 😀

