# WILLOUGHBY-EASTLAKE CITY SCHOOL DISTRICT




## ACCUMULATED MONTHLY FINANCIAL REPORT MONTH ENDED AUGUST 31, 2026

**PREPARED BY:**
**Willoughby-Eastlake City Schools School District**
**Treasurer's Office**
**Nicholas E. Ciarniello, Treasurer/CFO**

# *Table of Contents*

General Fund Variance Report ..... 1

Spending Plan Summary ..... 2

Revenue vs Estimate Report ..... 3

Expenditure vs Appropriation Report ..... 5

Disbursement Summary Report ..... 8

Cash Summary Report ..... 17

Cash Reconciliation ..... 24

Monthly Cash and Investments ..... 25

RedTree Investment Summary ..... 26

**Willoughby-Eastlake City School District**
**General Fund Fund Balances**
**Variance Report August 31, 2026**

| | July | August | September | October | November | December | January | February | March | April | May | June |
|---|---|---|---|---|---|---|---|---|---|---|---|---|
| **FY 2025** | $ 53,252,855 | $ 63,691,024 | $ 58,483,005 | $ 55,298,011 | $ 47,717,716 | $ 41,586,548 | $ 34,938,822 | $ 48,311,563 | $ 66,716,808 | $ 59,822,587 | $ 39,225,085 | $ 31,192,899 |
| **FY 2026** | $ 36,220,186 | $ 57,362,933 | $ 51,056,001 | $ 48,523,352 | $ 41,080,606 | $ 34,207,189 | $ 27,343,853 | $ 38,919,663 | $ 57,979,684 | $ 52,325,633 | $ 44,884,832 | $ 41,802,326 |
| **Est. FY27** | $ 33,457,128 | $ 70,323,931 | $ 63,624,635 | $ 61,077,217 | $ 53,158,117 | $ 45,678,894 | $ 38,396,974 | $ 45,598,982 | $ 64,226,116 | $ 57,678,954 | $ 54,894,384 | $ 41,739,187 |
| **Actual FY27** | $ 34,909,501 | $ 43,587,960 | | | | | | | | | | |

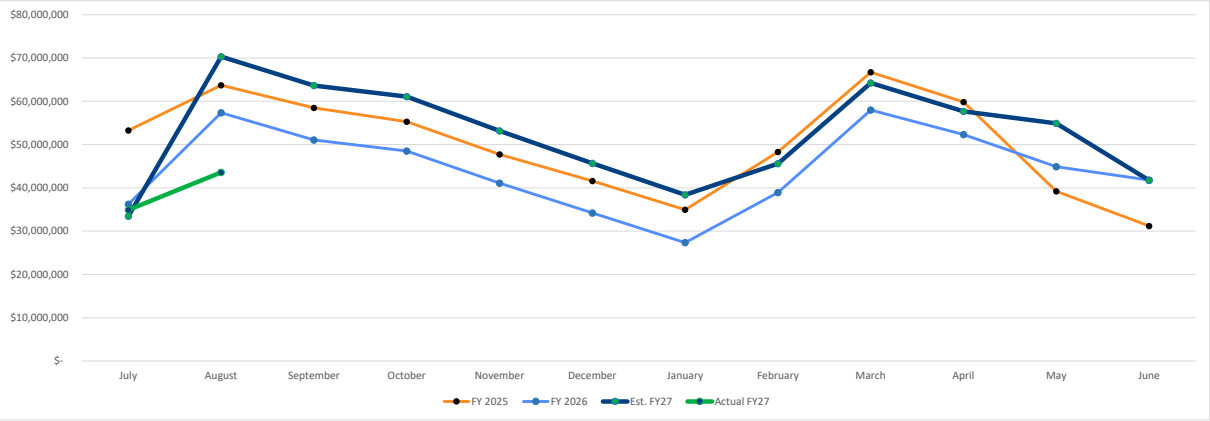


**Willoughby-Eastlake City School District**
**General Fund Fund Revenues**
**Variance Report August 31, 2026**

| | July | August | September | October | November | December | January | February | March | April | May | June |
|---|---|---|---|---|---|---|---|---|---|---|---|---|
| **FY 2025** | $ 21,362,955 | $ 41,473,846 | $ 44,090,826 | $ 50,133,498 | $ 52,095,582 | $ 54,748,533 | $ 56,618,217 | $ 79,533,902 | $ 107,850,168 | $ 109,975,810 | $ 116,962,952 | $ 119,789,159 |
| **FY 2026** | $ 14,889,196 | $ 44,757,946 | $ 46,857,092 | $ 53,822,067 | $ 56,138,200 | $ 58,146,171 | $ 60,145,011 | $ 81,213,968 | $ 109,984,715 | $ 113,038,867 | $ 115,116,498 | $ 122,104,335 |
| **Est. FY27** | $ 1,963,571 | $ 47,198,927 | $ 49,291,118 | $ 56,671,104 | $ 58,919,352 | $ 60,901,373 | $ 62,902,434 | $ 79,527,776 | $ 108,401,081 | $ 111,313,692 | $ 118,423,111 | $ 120,787,092 |
| **Actual FY27** | $ 2,226,635 | $ 19,178,674 | | | | | | | | | | |

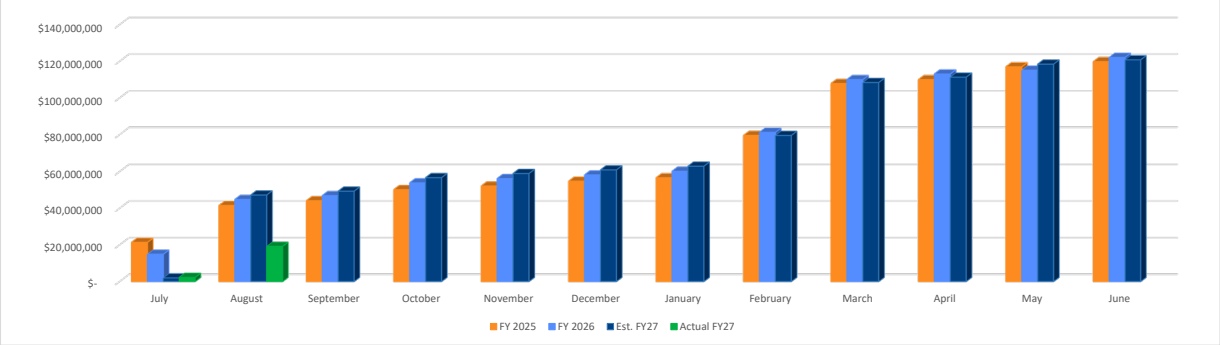


**Willoughby-Eastlake City School District**
**General Fund Fund Expenditures**
**Variance Report August 31, 2026**

| | July | August | September | October | November | December | January | February | March | April | May | June |
|---|---|---|---|---|---|---|---|---|---|---|---|---|
| **FY 2025** | $ 8,695,448 | $ 18,768,171 | $ 26,193,170 | $ 35,420,835 | $ 44,963,213 | $ 53,747,333 | $ 62,264,744 | $ 71,807,687 | $ 81,718,709 | $ 90,738,571 | $ 118,323,215 | $ 129,181,609 |
| **FY 2026** | $ 9,861,908 | $ 18,587,912 | $ 26,993,989 | $ 36,491,613 | $ 46,250,493 | $ 55,131,881 | $ 63,994,057 | $ 73,487,203 | $ 83,197,930 | $ 91,906,133 | $ 101,424,564 | $ 111,498,757 |
| **Est. FY27** | $ 10,308,769 | $ 18,677,322 | $ 27,468,809 | $ 37,396,213 | $ 47,563,561 | $ 57,024,805 | $ 66,307,786 | $ 75,731,120 | $ 85,977,291 | $ 95,437,064 | $ 105,331,053 | $ 120,850,231 |
| **Actual FY27** | $ 9,115,610 | $ 17,389,190 | | | | | | | | | | |

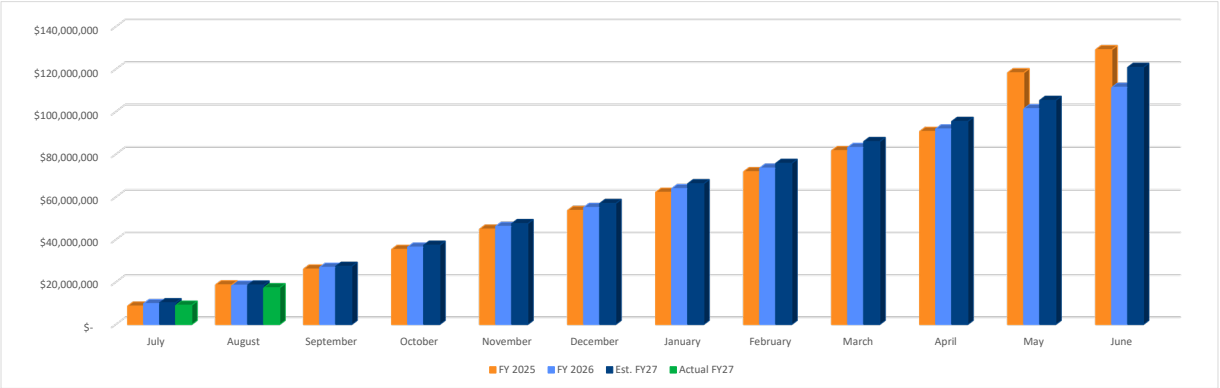

# Willoughby-Eastlake City
# Spending Plan Summary

| ODE Line Number | Monthly Estimate | Monthly Actual | Monthly Difference | FYTDEstimate | FYTDActual | FYTDDifference |
|---|---|---|---|---|---|---|
| 01.010 General Property (Real Estate) | $ 35,068,122.00 | $ 12,050,000.00 | $ (23,018,122.00) | $ 35,068,122.00 | $ 12,050,000.00 | $ (23,018,122.00) |
| 01.020 Tangible Personal Property Tax | 4,583,575.00 | 0.00 | (4,583,575.00) | 4,583,575.00 | 0.00 | (4,583,575.00) |
| 01.030 Income Tax | 0.00 | 0.00 | 0.00 | 0.00 | 0.00 | 0.00 |
| 01.035 Unrestricted Grants-in-Aid | 1,545,046.00 | 1,695,305.41 | 150,259.41 | 3,015,834.00 | 3,166,093.58 | 150,259.58 |
| 01.040 Restricted Grants-in-Aid | 133,962.00 | 109,830.23 | (24,131.77) | 273,022.00 | 219,697.79 | (53,324.21) |
| 01.045 Restricted Federal Grants-in-Aid - SFSF | 0.00 | 0.00 | 0.00 | 0.00 | 0.00 | 0.00 |
| 01.050 State Reimbursement for Property Tax Credits | 2,750,493.00 | 2,750,493.38 | 0.38 | 2,750,493.00 | 2,750,493.38 | 0.38 |
| 01.060 All Other Operating Revenue | 829,518.00 | 346,387.94 | (483,130.06) | 1,182,741.00 | 667,123.23 | (515,617.77) |
| 01.070 Total Revenue | 44,910,716.00 | 16,952,016.96 | (27,958,699.04) | 46,873,787.00 | 18,853,407.98 | (28,020,379.02) |
| 02.010 Proceeds from Sale of Notes | 0.00 | 0.00 | 0.00 | 0.00 | 0.00 | 0.00 |
| 02.020 State Emergency Loans & Advancements (Approved) | 0.00 | 0.00 | 0.00 | 0.00 | 0.00 | 0.00 |
| 02.040 Operating Transfers-In | 0.00 | 0.00 | 0.00 | 0.00 | 0.00 | 0.00 |
| 02.050 Advances-In | 183,640.00 | 0.00 | (183,640.00) | 183,640.00 | 183,639.77 | (0.23) |
| 02.060 All Other Financial Sources | 141,000.00 | 21.74 | (140,978.26) | 141,500.00 | 141,626.41 | 126.41 |
| 02.070 Total Other Financing Sources | 324,640.00 | 21.74 | (324,618.26) | 325,140.00 | 325,266.18 | 126.18 |
| 02.080 Total Revenues and Other Financing Sources | 45,235,356.00 | 16,952,038.70 | (28,283,317.30) | 47,198,927.00 | 19,178,674.16 | (28,020,252.84) |
| 03.010 Personal Services | 4,916,326.00 | 4,635,390.18 | (280,935.82) | 9,906,368.00 | 9,259,968.32 | (646,399.68) |
| 03.020 Employees' Retirement/Insurance Benefits | 2,328,791.00 | 2,255,080.97 | (73,710.03) | 4,387,185.00 | 4,283,726.00 | (103,459.00) |
| 03.030 Purchased Services | 430,202.00 | 731,237.15 | 301,035.15 | 1,286,822.00 | 1,185,387.75 | (101,434.25) |
| 03.040 Supplies and Materials | 468,019.00 | 584,706.35 | 116,687.35 | 1,278,063.00 | 1,025,350.78 | (252,712.22) |
| 03.050 Capital Outlay | 0.00 | 39,000.00 | 39,000.00 | 0.00 | 39,000.00 | 39,000.00 |
| 03.060 Intergovernmental | 0.00 | 0.00 | 0.00 | 0.00 | 0.00 | 0.00 |
| 04.010 Debt Service: All Principal (Historical) | 0.00 | 0.00 | 0.00 | 0.00 | 0.00 | 0.00 |
| 04.020 Debt Service: Principal-Notes | 0.00 | 0.00 | 0.00 | 0.00 | 0.00 | 0.00 |
| 04.030 Debt Service: Principal - State Loans | 0.00 | 0.00 | 0.00 | 0.00 | 0.00 | 0.00 |
| 04.040 Debt Service: Principal - State Advancements | 0.00 | 0.00 | 0.00 | 0.00 | 0.00 | 0.00 |
| 04.050 Debt Service: Principal - HB 264 Loans | 0.00 | 0.00 | 0.00 | 0.00 | 0.00 | 0.00 |
| 04.055 Debt Service: Principal - Other | 0.00 | 0.00 | 0.00 | 0.00 | 0.00 | 0.00 |
| 04.060 Debt Service: Interest and Fiscal Charges | 0.00 | 0.00 | 0.00 | 0.00 | 0.00 | 0.00 |
| 04.300 Other Objects | 225,215.00 | 28,165.71 | (197,049.29) | 903,884.00 | 680,757.44 | (223,126.56) |
| 04.500 Total Expenditures | 8,368,553.00 | 8,273,580.36 | (94,972.64) | 17,762,322.00 | 16,474,190.29 | (1,288,131.71) |
| 05.010 Operational Transfers - Out | 0.00 | 0.00 | 0.00 | 915,000.00 | 915,000.00 | 0.00 |
| 05.020 Advances - Out | 0.00 | 0.00 | 0.00 | 0.00 | 0.00 | 0.00 |
| 05.030 All Other Financing Uses | 0.00 | 0.00 | 0.00 | 0.00 | 0.00 | 0.00 |
| 05.040 Total Other Financing Uses | 0.00 | 0.00 | 0.00 | 915,000.00 | 915,000.00 | 0.00 |
| 05.050 Total Expenditure and Other Financing Uses | 8,368,553.00 | 8,273,580.36 | (94,972.64) | 18,677,322.00 | 17,389,190.29 | (1,288,131.71) |
| 06.010 Excess Rev & Oth Financing Sources over(under) Exp & Oth F | 36,866,803.00 | 8,678,458.34 | (28,188,344.66) | 28,521,605.00 | 1,789,483.87 | (26,732,121.13) |
| 07.010 Cash Balance-July1 -Excluding Proposed Renew/Replace & New | 0.00 | 34,909,501.47 | 34,909,501.47 | 41,802,326.00 | 41,798,475.94 | (3,850.06) |
| 07.020 Cash Balance June 30 | 36,866,803.00 | 43,587,959.81 | 6,721,156.81 | 70,323,931.00 | 43,587,959.81 | (26,735,971.19) |
| 08.010 Estimated Encumbrances June 30 | 0.00 | 12,409,669.41 | 12,409,669.41 | 0.00 | 12,409,669.41 | 12,409,669.41 |

Willoughby-Eastlake City School District
Revenue vs Estimate Report
For The Month Ended August 31, 2026

| SM-2 LINE # | RECEIPT CODE | REVENUE SOURCE | FISCAL YR 2027 ESTIMATE | 16.67% FYTD ACTUAL | % OF FISCAL YR 2027 ESTIMATE |
|---|---|---|---|---|---|
| **Revenues:** | | | | | |
| 1.010 | 1111 | General Property Tax (Real Estate) | $ 71,647,836 | $ 12,050,000 | 16.82% |
| 1.020 | 1122 | Public Utility Tangible Tax | $ 9,167,150 | $ - | 0.00% |
| 1.035 | 3110 | State Foundation | $ 18,033,179 | $ 2,942,199 | 16.32% |
| 1.035 | 3190 | Other Unrestricted Grants-In-Aid Casino | 433,125 | 223,895 | 51.69% |
| | | | $ 18,466,304 | $ 3,166,094 | 17.15% |
| 1.040 | 3211 | Economic Disadvantaged Funding | $ 904,226 | $ 150,687 | 16.66% |
| 1.040 | 3215 | Career Technical Education Funding | 66,754 | 11,126 | 16.67% |
| 1.040 | 3216 | Gifted Education Funding | 97,087 | 16,182 | 16.67% |
| 1.040 | 3217 | English Learner Funding | 12,610 | 2,102 | 16.67% |
| 1.040 | 3218 | Student Wellness and Success Funding | 237,576 | 39,602 | 16.67% |
| | | | $ 1,318,253 | $ 219,698 | 16.67% |
| 1.050 | 3131 | 10% and 2.5% Rollback | $ 7,858,175 | $ - | 0.00% |
| 1.050 | 3132 | Homestead Exemption | 2,193,741 | - | 0.00% |
| 1.050 | 3139 | HB 186 Reimbursement | 2,750,493 | 2,750,493 | 100.00% |
| | | | $ 12,802,409 | $ 2,750,493 | 21.48% |
| 1.060 | 1221 | Tuition Regular School-Other Districts | $ 450,000 | $ 3,678 | 0.82% |
| 1.060 | 1223 | Tuition, Other Districts-Special Education | 150,000 | 2,459 | 1.64% |
| 1.060 | 1229 | Excel TECC Tuition | 785,000 | 157,487 | 20.06% |
| 1.060 | 1290 | College Credit Plus | 10,000 | - | 0.00% |
| 1.060 | 1410 | Interest on Investments | 2,700,000 | 294,324 | 10.90% |
| 1.060 | 1635 | Pay-to-Participate Fees | 152,000 | 22,728 | 14.95% |
| 1.060 | 1710 | Preschool Snack Fees | 7,000 | - | 0.00% |
| 1.060 | 1730 | Sale of Textbooks | 2,000 | - | 0.00% |
| 1.060 | 1740 | Class Fees | 246,500 | 15,946 | 6.47% |
| 1.060 | 1810 | Rental Income | 200,000 | 25,702 | 12.85% |
| 1.060 | 1822 | Donations | 2,000 | 2,500 | 125.00% |
| 1.060 | 1832 | Services Provided to Mayfield | 7,000 | - | 0.00% |
| 1.060 | 1840 | School Latch Key | 140,000 | 10,874 | 7.77% |
| 1.060 | 1860 | Fines-lost/replaced/damaged Books | 15,000 | 1,809 | 12.06% |
| 1.060 | 1889 | Compensation for Prop. Tax Exemption | 800,000 | - | 0.00% |
| 1.060 | 1899 | Other Revenue & Miscellaneous | 1,350,000 | 129,616 | 9.60% |
| 1.060 | 1934 | Insurance Proceeds | 20,000 | - | 0.00% |
| | | | $ 7,036,500 | $ 667,123 | 9.48% |
| | | **Total Revenue** | **$ 120,438,452** | **$ 18,853,408** | **15.65%** |

Willoughby-Eastlake City School District
Revenue vs Estimate Report
For The Month Ended August 31, 2026

| SM-2 LINE # | RECEIPT CODE | REVENUE SOURCE | FISCAL YR 2027 ESTIMATE | 16.67% FYTD ACTUAL | % OF FISCAL YR 2027 ESTIMATE |
|---|---|---|---|---|---|
| **Other Financing Sources:** | | | | | |
| 2.040 | 5100 | Transfers In | $ - | $ - | 0.00% |
| 2.050 | 5220 | Advances In | 183,640 | 183,640 | 100.00% |
| 2.060 | 1933 | Sale of Personal Property | 15,000 | - | 0.00% |
| 2.060 | 5300 | Refund of Prior Year Expenditure | 150,000 | 141,626 | 94.42% |
| | | **Total Other Financing Sources** | **$ 348,640** | **$ 325,266** | **93.30%** |
| | | **Total Revenue and Other Financing Sources** | **$ 120,787,092** | **$ 19,178,674** | **15.88%** |

Willoughby-Eastlake City School District
Expenditure vs Appropriation Report
For The Month Ended August 31, 2026

| SM-2 LINE # | | EXPENDITURES | PERMANENT APPROPRIATION FISCAL YR 2027 | 16.67% FYTD 2027 ACTUAL | % OF PERMANENT APPROPRIATIONS FISCAL YR 2027 |
|---|---|---|---|---|---|
| | 111 | Certified Employees Salary | $ 47,894,635 | $ 7,395,695 | 15.44% |
| | 112 | Sub Teachers | 1,551,601 | 22,405 | 1.44% |
| | 113 | Extra Duty/Supplemental Teachers | 1,349,368 | 131,073 | 9.71% |
| | 119 | Other Certified - Meetings, Events, etc. | 184,087 | 45,901 | 24.93% |
| | 139 | Other Salary - Certified | 5,000 | - | 0.00% |
| | 141 | Classified Support Employees | 10,997,096 | 1,605,635 | 14.60% |
| | 142 | Sub Employees | 232,123 | 28,215 | 12.16% |
| | 143 | Extra Duty/Supplemental Classified | 378,929 | 7,373 | 1.95% |
| | 144 | Overtime | 334,918 | 17,469 | 5.22% |
| | 149 | Additional Hours | 75,784 | 6,202 | 8.18% |
| | 171 | Board Members | 15,000 | - | 0.00% |
| **3.010** | | **SALARIES & WAGES** | **$ 63,018,541** | **$ 9,259,968** | **14.69%** |
| | 211 | STRS Retirement | $ 7,395,775 | $ 1,261,982 | 17.06% |
| | 212 | STRS Retirement Pick-Up | 826,842 | 134,616 | 16.28% |
| | 213 | Medicare Tax Payments | 974,981 | 144,279 | 14.80% |
| | 221 | SERS Retirement | 2,015,899 | 522,238 | 25.91% |
| | 222 | SERS Retirement Pick-Up | 66,165 | 11,248 | 17.00% |
| | 231 | Tuition Reimbursement | - | - | 0.00% |
| | 232 | Uniform, Tools and Equipment Reimb. | 65,700 | 7,900 | 12.02% |
| | 239 | Insurance Waiver | 329,000 | 50,293 | 15.29% |
| | 241 | Medical Insurance - Certified | 10,125,054 | 1,679,717 | 16.59% |
| | 242 | Life Insurance - Certified | 110,568 | 16,353 | 14.79% |
| | 251 | Medical Insurance - Classified | 2,920,445 | 443,189 | 15.18% |
| | 252 | Life Insurance - Classified | 16,902 | 3,211 | 19.00% |
| | 260 | Workers Compensation | 280,777 | - | 0.00% |
| | 270 | Deferred Compensation | 48,485 | 8,096 | 16.70% |
| | 281 | Unemployment Compensation | 15,000 | 603 | 4.02% |
| **3.020** | | **FRINGES** | **$ 25,191,593** | **$ 4,283,726** | **17.00%** |
| | 411 | Instructional Services | $ 440,000 | $ 42,300 | 9.61% |
| | 412 | Instructional Improvement Services | 61,500 | - | 0.00% |
| | 413 | Health Services | 392,360 | 125,754 | 32.05% |
| | 414 | Staff Services | 3,700 | 1,749 | 47.27% |
| | 415 | Management Services | 334,520 | 11,145 | 3.33% |
| | 416 | Data Processing | 179,000 | 120,172 | 67.13% |
| | 417 | Statistical Services | 39,000 | 3,345 | 8.58% |
| | 418 | Professional/Legal Services | 462,480 | 42,428 | 9.17% |
| | 419 | Other Professional Services | 614,650 | 65,242 | 10.61% |
| | 422 | Garbage Removal & Cleaning | 88,000 | 14,552 | 16.54% |

Willoughby-Eastlake City School District
Expenditure vs Appropriation Report
For The Month Ended August 31, 2026

| SM-2 LINE # | | EXPENDITURES | PERMANENT APPROPRIATION FISCAL YR 2027 | 16.67% FYTD 2027 ACTUAL | % OF PERMANENT APPROPRIATIONS FISCAL YR 2027 |
|---|---|---|---|---|---|
| **400'S CONTINUED** | | | | | |
| | 423 | Repairs | $ 385,800 | $ 82,557 | 21.40% |
| | 425 | Rental Contracts/Agreements | 44,000 | 841 | 1.91% |
| | 426 | Copier Lease | 93,000 | 15,497 | 16.66% |
| | 429 | Other Property Services | 601,780 | 13,445 | 2.23% |
| | 439 | Professional Meetings/Travel | 264,500 | 37,128 | 14.04% |
| | 441 | Telephones | 58,500 | 6,697 | 11.45% |
| | 443 | Postage | 53,850 | (394) | -0.73% |
| | 444 | Postage Machine Rental | 3,200 | - | 0.00% |
| | 446 | Advertising | 2,000 | - | 0.00% |
| | 447 | Internet Access Service | 70,000 | 34,628 | 49.47% |
| | 451 | Electric | 1,600,000 | 211,069 | 13.19% |
| | 452 | Water/Sewage | 180,000 | 27,682 | 15.38% |
| | 453 | Gas Heat | 460,000 | 63,082 | 13.71% |
| | 461 | Printing | 164,500 | 475 | 0.29% |
| | 469 | Other Trade Services | 89,540 | 29,650 | 33.11% |
| | 471 | Tuition - Other Districts Regular | 352,000 | 3 | 0.00% |
| | 473 | Tuition - Private Facility | 35,000 | - | 0.00% |
| | 474 | Tuition - Excess Costs | 525,000 | - | 0.00% |
| | 475 | Special Education Tuition - Other Dist. | 1,490,000 | 20,223 | 1.36% |
| | 476 | Excel TECC Payments | 800,000 | 149,000 | 18.62% |
| | 479 | Other Tuition - Post Secondary | 300,000 | (121) | -0.04% |
| | 483 | Transportation Service | 9,271,832 | 12,785 | 0.14% |
| | 485 | Transportation - Enrichment | 151,500 | 14,900 | 9.83% |
| | 486 | Transportation - Extracurricular | 254,500 | 555 | 0.22% |
| | 499 | Other Purchased Services | 141,900 | 39,000 | 27.48% |
| **3.030** | | **PURCHASED SERVICES** | **$ 20,007,612** | **$ 1,185,388** | **5.92%** |
| | 511 | Instructional-Materials/Supplies | $ 1,061,473 | $ 81,867 | 7.71% |
| | 512 | Office-Materials/Supplies | 59,540 | - | 0.00% |
| | 514 | Health & Hygiene Supplies | 15,870 | 919 | 5.79% |
| | 516 | Software Materials | 1,295,820 | 731,568 | 56.46% |
| | 517 | Computer Supplies | 82,710 | 54,719 | 66.16% |
| | 519 | Other Supplies | 1,000 | - | 0.00% |
| | 521 | Textbooks | - | - | 0.00% |
| | 525 | Online Materials | 1,700 | - | 0.00% |
| | 526 | College Credit Plus Textbooks | 100,000 | 9,775 | 9.78% |
| | 531 | Library Books | - | - | 0.00% |
| | 542 | Periodicals | 200 | - | 0.00% |

Willoughby-Eastlake City School District
Expenditure vs Appropriation Report
For The Month Ended August 31, 2026

| SM-2 LINE # | | EXPENDITURES | PERMANENT APPROPRIATION FISCAL YR 2027 | 16.67% FYTD 2027 ACTUAL | % OF PERMANENT APPROPRIATIONS FISCAL YR 2027 |
|---|---|---|---|---|---|
| **500'S CONTINUED** | | | | | |
| | 546 | Digital Subscriptions | $ 15,100 | $ - | 0.00% |
| | 551 | Supplies for Resale | 587,512 | 68,117 | 11.59% |
| | 569 | Other - Food Expense | 46,150 | 4,587 | 9.94% |
| | 571 | Grounds - Supplies | 61,000 | 12,590 | 20.64% |
| | 572 | Maintenance - Supplies | 379,800 | 30,275 | 7.97% |
| | 573 | Custodial - Supplies | 49,000 | 891 | 1.82% |
| | 581 | Vehicle Supplies | 10,000 | - | 0.00% |
| | 582 | Gasoline | 501,000 | 27,886 | 5.57% |
| | 590 | Other Supplies & Materials | 187,650 | 2,158 | 1.15% |
| **3.040** | | **SUPPLIES, MATERIALS & TEXTS** | **$ 4,455,525** | **$ 1,025,351** | **23.01%** |
| | 630 | Improvements | $ - | $ - | 0.00% |
| | 645 | Capitalized Equipment | 11,800 | 39,000 | 330.51% |
| | 650 | Vehicles | - | - | 0.00% |
| **3.050** | | **TOTAL CAPITAL OUTLAY** | **$ 11,800** | **$ 39,000** | **330.51%** |
| | 841 | Membership Fees | $ 26,965 | $ 8,759 | 32.48% |
| | 842 | Shipping & Freight Charges | 2,550 | 240 | 9.40% |
| | 843 | Charges for Audit Exams | 57,000 | - | 0.00% |
| | 844 | ESC Per Pupil Deduction | 50,000 | 7,151 | 14.30% |
| | 845 | Property Tax Collection Fees | 900,000 | 26,750 | 2.97% |
| | 846 | Election Expenses | 30,000 | - | 0.00% |
| | 847 | Delinquent Land Taxes | 150,000 | - | 0.00% |
| | 848 | Bank Charges | 58,600 | 17,084 | 29.15% |
| | 849 | Other Dues & Fees | 100,945 | 16,140 | 15.99% |
| | 851 | Liability Insurance | 622,100 | 604,634 | 97.19% |
| | 889 | Other Awards and Prizes | 1,500 | - | 0.00% |
| | 899 | Miscellaneous | 500 | - | 0.00% |
| **4.300** | | **OTHER EXPENSES** | **$ 2,000,160** | **$ 680,757** | **34.04%** |
| **5.010** | 911 | Transfers | $ 5,915,000 | 915,000 | 15.47% |
| **5.020** | 921 | Advances | 250,000 | - | 0.00% |
| | | **TRANSFERS & ADVANCES** | **$ 6,165,000** | **$ 915,000** | **14.84%** |
| **5.050** | | **TOTAL EXPENDITURES** | **$ 120,850,230** | **$ 17,389,189** | **14.39%** |

# Willoughby-Eastlake City

## BOE Disbursement Summary Report

| Reference Number | Check Number | Date | Type | Status | Name | Amount | Reconcile Date | Void Date |
|---|---|---|---|---|---|---|---|---|
| 81119 | 0 | 8/6/2026 | PAYROLL | RECONCILED | Willoughby-Eastlake City | $ 2,542,352.72 | 8/6/2026 | |
| 81214 | 0 | 8/18/2026 | ACCOUNTS_PAYABLE | RECONCILED | ZIONS BANK | 623,500.00 | 8/18/2026 | |
| 81215 | 0 | 8/21/2026 | PAYROLL | RECONCILED | Willoughby-Eastlake City | 2,562,403.54 | 8/21/2026 | |
| 81216 | 0 | 8/21/2026 | ACCOUNTS_PAYABLE | RECONCILED | STRS | 80,969.69 | 8/21/2026 | |
| 81217 | 0 | 8/21/2026 | ACCOUNTS_PAYABLE | RECONCILED | WILLOUGHBY EASTLAKE INTERNAL | 1,116,382.72 | 8/21/2026 | |
| 81218 | 0 | 8/21/2026 | ACCOUNTS_PAYABLE | RECONCILED | SERS | 6,272.59 | 8/21/2026 | |
| 81219 | 0 | 8/21/2026 | ACCOUNTS_PAYABLE | RECONCILED | STRS | 679,218.00 | 8/21/2026 | |
| 81220 | 0 | 8/21/2026 | ACCOUNTS_PAYABLE | RECONCILED | SERS | 160,286.00 | 8/21/2026 | |
| 81294 | 0 | 8/24/2026 | ACCOUNTS_PAYABLE | RECONCILED | GUARDIAN | 67,268.24 | 8/24/2026 | |
| 81295 | 0 | 8/24/2026 | ACCOUNTS_PAYABLE | RECONCILED | SERS | 227,441.79 | 8/24/2026 | |
| 81296 | 0 | 8/24/2026 | ACCOUNTS_PAYABLE | RECONCILED | Argent Institutional Trust Company | 527,101.87 | 8/24/2026 | |
| 81299 | 0 | 8/26/2026 | ACCOUNTS_PAYABLE | RECONCILED | PNC BANK | 22,272.62 | 8/26/2026 | |
| 81346 | 0 | 8/31/2026 | ACCOUNTS_PAYABLE | RECONCILED | MUTUAL HEALTH SERVICES | 1,813,928.39 | 8/31/2026 | |
| 81347 | 0 | 8/31/2026 | ACCOUNTS_PAYABLE | RECONCILED | UNITEDHEALTHCARE INSURANCE COMPANY | 60,165.10 | 8/31/2026 | |
| 81348 | 0 | 8/31/2026 | ACCOUNTS_PAYABLE | RECONCILED | BANK FEES | 5,889.67 | 8/31/2026 | |
| 81349 | 0 | 8/31/2026 | ACCOUNTS_PAYABLE | RECONCILED | OHIO DEFERRED COMPENSATION | 267.78 | 8/31/2026 | |
| 81152 | 668601 | 8/7/2026 | ACCOUNTS_PAYABLE | RECONCILED | ACTIVE INTERNET TECHNOLOGIES LLC | 13,440.00 | 8/21/2026 | |
| 81140 | 668602 | 8/7/2026 | ACCOUNTS_PAYABLE | OUTSTANDING | ACTIVE PLUMBING SUPPLY | 6,701.36 | | |
| 81134 | 668603 | 8/7/2026 | ACCOUNTS_PAYABLE | RECONCILED | B & H PHOTO VIDEO | 23.27 | 8/21/2026 | |
| 81138 | 668604 | 8/7/2026 | ACCOUNTS_PAYABLE | RECONCILED | BANK OF AMERICA LOCKBOX SVCS | 554.61 | 8/10/2026 | |
| 81137 | 668605 | 8/7/2026 | ACCOUNTS_PAYABLE | RECONCILED | BEST SUPPLY INC | 32,142.08 | 8/14/2026 | |
| 81149 | 668606 | 8/7/2026 | ACCOUNTS_PAYABLE | RECONCILED | BLICK ART MATERIALS | 38.54 | 8/17/2026 | |
| 81142 | 668607 | 8/7/2026 | ACCOUNTS_PAYABLE | RECONCILED | CAMPUS IVY | 380.00 | 8/10/2026 | |
| 81130 | 668608 | 8/7/2026 | ACCOUNTS_PAYABLE | RECONCILED | CDW GOVERNMENT | 81,970.24 | 8/17/2026 | |
| 81121 | 668609 | 8/7/2026 | ACCOUNTS_PAYABLE | RECONCILED | CHAGRIN VALLEY CONFERENCE | 8,070.00 | 8/19/2026 | |
| 81133 | 668610 | 8/7/2026 | ACCOUNTS_PAYABLE | OUTSTANDING | CIRO'S SEWER CLEANING INC | 11,076.00 | | |
| 81154 | 668611 | 8/7/2026 | ACCOUNTS_PAYABLE | RECONCILED | CLASS INTERCOM LLC | 6,045.00 | 8/25/2026 | |
| 81158 | 668612 | 8/7/2026 | ACCOUNTS_PAYABLE | RECONCILED | CTG | 1,211.25 | 8/10/2026 | |

# Willoughby-Eastlake City

## BOE Disbursement Summary Report

| Reference Number | Check Number | Date | Type | Status | Name | Amount | Reconcile Date | Void Date |
|---|---|---|---|---|---|---|---|---|
| | | | | | ENVIRONMENTAL LLC | | | |
| 81122 | 668613 | 8/7/2026 | ACCOUNTS_PAYABLE | RECONCILED | ECOLAWN | $ 2,050.00 | 8/17/2026 | |
| 81153 | 668614 | 8/7/2026 | ACCOUNTS_PAYABLE | RECONCILED | ENBRIDGE GAS OHIO | 292.59 | 8/14/2026 | |
| 81124 | 668615 | 8/7/2026 | ACCOUNTS_PAYABLE | RECONCILED | ESC OF NORTHEAST OHIO | 3,573.00 | 8/10/2026 | |
| 81131 | 668616 | 8/7/2026 | ACCOUNTS_PAYABLE | RECONCILED | EVERWAY HOLDCO, LLC | 14,916.00 | 8/10/2026 | |
| 81145 | 668617 | 8/7/2026 | ACCOUNTS_PAYABLE | RECONCILED | FOX, JEFFREY | 2,500.00 | 8/14/2026 | |
| 81161 | 668618 | 8/7/2026 | ACCOUNTS_PAYABLE | RECONCILED | FUSION CONNECT INC | 564.55 | 8/18/2026 | |
| 81132 | 668619 | 8/7/2026 | ACCOUNTS_PAYABLE | RECONCILED | GENE PTACEK & SON FIRE EQUIP | 1,135.00 | 8/10/2026 | |
| 81151 | 668620 | 8/7/2026 | ACCOUNTS_PAYABLE | RECONCILED | GRAINGER, INC. | 90.61 | 8/10/2026 | |
| 81123 | 668621 | 8/7/2026 | ACCOUNTS_PAYABLE | RECONCILED | ILLUMINATING CO | 69,639.47 | 8/17/2026 | |
| 81120 | 668622 | 8/7/2026 | ACCOUNTS_PAYABLE | OUTSTANDING | IMPERIAL DADE | 2,263.80 | | |
| 81139 | 668623 | 8/7/2026 | ACCOUNTS_PAYABLE | RECONCILED | IST OHIO, INC. | 39,000.00 | 8/18/2026 | |
| 81147 | 668624 | 8/7/2026 | ACCOUNTS_PAYABLE | RECONCILED | JOHNSON, STEVEN | 321.42 | 8/10/2026 | |
| 81141 | 668625 | 8/7/2026 | ACCOUNTS_PAYABLE | RECONCILED | LINGO COMMUNICATIONS, LLC | 499.26 | 8/19/2026 | |
| 81126 | 668626 | 8/7/2026 | ACCOUNTS_PAYABLE | RECONCILED | NEONET | 95,177.93 | 8/10/2026 | |
| 81136 | 668627 | 8/7/2026 | ACCOUNTS_PAYABLE | RECONCILED | OHIO ASSOC OF SCHOOL BUSINESS OFFICIALS | 900.00 | 8/10/2026 | |
| 81144 | 668628 | 8/7/2026 | ACCOUNTS_PAYABLE | RECONCILED | OHIO BUSINESS MACHINES LLC | 455.25 | 8/10/2026 | |
| 81125 | 668629 | 8/7/2026 | ACCOUNTS_PAYABLE | RECONCILED | PEEWEE ENTERPRISE LLC | 118.47 | 8/10/2026 | |
| 81155 | 668630 | 8/7/2026 | ACCOUNTS_PAYABLE | RECONCILED | PENNINGTON, MICHAEL | 109.64 | 8/10/2026 | |
| 81129 | 668631 | 8/7/2026 | ACCOUNTS_PAYABLE | RECONCILED | POCKET NURSE | 1,308.98 | 8/19/2026 | |
| 81135 | 668632 | 8/7/2026 | ACCOUNTS_PAYABLE | RECONCILED | POPIK, CHARLES | 332.24 | 8/10/2026 | |
| 81159 | 668633 | 8/7/2026 | ACCOUNTS_PAYABLE | OUTSTANDING | POPULI, INC | 496.00 | | |
| 81143 | 668634 | 8/7/2026 | ACCOUNTS_PAYABLE | RECONCILED | POWERSCHOOL CORPORATION | 30,459.43 | 8/17/2026 | |
| 81156 | 668635 | 8/7/2026 | ACCOUNTS_PAYABLE | RECONCILED | PROLIFT TOYOTA MATERIAL HANDLING | 352.60 | 8/14/2026 | |
| 81163 | 668636 | 8/7/2026 | ACCOUNTS_PAYABLE | RECONCILED | PSI | 1,881.60 | 8/10/2026 | |
| 81150 | 668637 | 8/7/2026 | ACCOUNTS_PAYABLE | RECONCILED | REILLY, DENNIS | 2,500.00 | 8/17/2026 | |
| 81146 | 668638 | 8/7/2026 | ACCOUNTS_PAYABLE | OUTSTANDING | RIDDELL/ALL AMERICAN SP CORP | 5,265.45 | | |

# Willoughby-Eastlake City

## BOE Disbursement Summary Report

| Reference Number | Check Number | Date | Type | Status | Name | Amount | Reconcile Date | Void Date |
|---|---|---|---|---|---|---|---|---|
| 81127 | 668639 | 8/7/2026 | ACCOUNTS_PAYABLE | RECONCILED | SCHOOLSTATUS, LLC | $ 2,700.00 | 8/19/2026 | |
| 81128 | 668640 | 8/7/2026 | ACCOUNTS_PAYABLE | OUTSTANDING | SHERWIN WILLIAMS CO | 1,237.23 | | |
| 81148 | 668641 | 8/7/2026 | ACCOUNTS_PAYABLE | OUTSTANDING | STEPIC, JOSEPH | 1,000.00 | | |
| 81157 | 668642 | 8/7/2026 | ACCOUNTS_PAYABLE | RECONCILED | THE ART OF EDUCATION UNIV LLC | 11,687.85 | 8/10/2026 | |
| 81162 | 668643 | 8/7/2026 | ACCOUNTS_PAYABLE | RECONCILED | THE MACOMB GROUP INC | 111.74 | 8/10/2026 | |
| 81160 | 668644 | 8/7/2026 | ACCOUNTS_PAYABLE | RECONCILED | WARD, PATRICK | 96.84 | 8/10/2026 | |
| 81164 | 668645 | 8/10/2026 | REFUND | RECONCILED | SUTTER, DANIEL AND NICOLE | 50.00 | 8/24/2026 | |
| 81165 | 668646 | 8/10/2026 | REFUND | OUTSTANDING | ASSESSMENT TECHNOLOGIES INSTITUTE LLC | 304.00 | | |
| 81189 | 668647 | 8/14/2026 | ACCOUNTS_PAYABLE | RECONCILED | A PLUS LEARNING SOLUTIONS LLC | 300.00 | 8/17/2026 | |
| 81185 | 668648 | 8/14/2026 | ACCOUNTS_PAYABLE | OUTSTANDING | ACTIVE PLUMBING SUPPLY | 310.05 | | |
| 81201 | 668649 | 8/14/2026 | ACCOUNTS_PAYABLE | RECONCILED | AIR FORCE ONE INC | 804.00 | 8/17/2026 | |
| 81199 | 668650 | 8/14/2026 | ACCOUNTS_PAYABLE | RECONCILED | ASL VIRTUAL ACADEMY LLC | 697.00 | 8/21/2026 | |
| 81183 | 668651 | 8/14/2026 | ACCOUNTS_PAYABLE | RECONCILED | BEST SUPPLY INC | 151.14 | 8/18/2026 | |
| 81175 | 668652 | 8/14/2026 | ACCOUNTS_PAYABLE | RECONCILED | BEST TRUCK EQUIP INC | 39.49 | 8/17/2026 | |
| 81206 | 668653 | 8/14/2026 | ACCOUNTS_PAYABLE | RECONCILED | BRICKER GRAYDON WYATT LL | 448.50 | 8/20/2026 | |
| 81174 | 668654 | 8/14/2026 | ACCOUNTS_PAYABLE | RECONCILED | BUCKEYE INTERNATIONAL INC | 4,015.43 | 8/24/2026 | |
| 81184 | 668655 | 8/14/2026 | ACCOUNTS_PAYABLE | RECONCILED | BULLDOG BATTERY INC | 1,959.00 | 8/17/2026 | |
| 81211 | 668656 | 8/14/2026 | ACCOUNTS_PAYABLE | RECONCILED | CDW GOVERNMENT | 760.00 | 8/24/2026 | |
| 81170 | 668657 | 8/14/2026 | ACCOUNTS_PAYABLE | RECONCILED | CENGAGE LEARNING | 8,496.40 | 8/20/2026 | |
| 81212 | 668658 | 8/14/2026 | ACCOUNTS_PAYABLE | RECONCILED | CHAGRIN VALLEY CONFERENCE | 8,070.00 | 8/19/2026 | |
| 81182 | 668659 | 8/14/2026 | ACCOUNTS_PAYABLE | OUTSTANDING | CIRO'S SEWER CLEANING INC | 640.00 | | |
| 81178 | 668660 | 8/14/2026 | ACCOUNTS_PAYABLE | RECONCILED | COMPLETE PEST MANAGEMENT LTD | 4,400.00 | 8/17/2026 | |
| 81193 | 668661 | 8/14/2026 | ACCOUNTS_PAYABLE | RECONCILED | CUMMINS INC | 343.64 | 8/19/2026 | |
| 81196 | 668662 | 8/14/2026 | ACCOUNTS_PAYABLE | RECONCILED | DRAGONFLY ATHLETICS LLC | 4,500.00 | 8/25/2026 | |
| 81204 | 668663 | 8/14/2026 | ACCOUNTS_PAYABLE | RECONCILED | DURASERV LLC | 275.00 | 8/17/2026 | |
| 81172 | 668664 | 8/14/2026 | ACCOUNTS_PAYABLE | RECONCILED | FIRST AMERICAN | 10,759.44 | 8/19/2026 | |

# Willoughby-Eastlake City

## BOE Disbursement Summary Report

| Reference Number | Check Number | Date | Type | Status | Name | Amount | Reconcile Date | Void Date |
|---|---|---|---|---|---|---|---|---|
| | | | | | ADMINISTRATORS INC | | | |
| 81203 | 668665 | 8/14/2026 | ACCOUNTS_PAYABLE | RECONCILED | GCSSA | $ 150.00 | 8/25/2026 | |
| 81180 | 668666 | 8/14/2026 | ACCOUNTS_PAYABLE | RECONCILED | GRAINGER, INC. | 167.73 | 8/17/2026 | |
| 81179 | 668667 | 8/14/2026 | ACCOUNTS_PAYABLE | RECONCILED | HERR ELECTRONICS | 34,160.77 | 8/17/2026 | |
| 81195 | 668668 | 8/14/2026 | ACCOUNTS_PAYABLE | RECONCILED | HINER, DAVID | 480.48 | 8/17/2026 | |
| 81169 | 668669 | 8/14/2026 | ACCOUNTS_PAYABLE | RECONCILED | ILLUMINATING CO | 89,110.62 | 8/19/2026 | |
| 81167 | 668670 | 8/14/2026 | ACCOUNTS_PAYABLE | OUTSTANDING | IMPERIAL DADE | 5,113.48 | | |
| 81188 | 668671 | 8/14/2026 | ACCOUNTS_PAYABLE | RECONCILED | KURTZ BROS, INC | 1,578.69 | 8/17/2026 | |
| 81194 | 668672 | 8/14/2026 | ACCOUNTS_PAYABLE | RECONCILED | LEAF | 7,748.42 | 8/17/2026 | |
| 81202 | 668673 | 8/14/2026 | ACCOUNTS_PAYABLE | RECONCILED | LEARN BY DOING, INC | 6,948.00 | 8/17/2026 | |
| 81190 | 668674 | 8/14/2026 | ACCOUNTS_PAYABLE | RECONCILED | MARS ELECTRIC COMPANY | 794.51 | 8/17/2026 | |
| 81213 | 668675 | 8/14/2026 | ACCOUNTS_PAYABLE | RECONCILED | NEONET | 21,772.15 | 8/17/2026 | |
| 81181 | 668676 | 8/14/2026 | ACCOUNTS_PAYABLE | RECONCILED | O.E. MEYER CO | 52.20 | 8/17/2026 | |
| 81207 | 668677 | 8/14/2026 | ACCOUNTS_PAYABLE | RECONCILED | OH GOVERNMENT FINANCE OFFICER ASSOC. | 100.00 | 8/19/2026 | |
| 81176 | 668678 | 8/14/2026 | ACCOUNTS_PAYABLE | RECONCILED | OHIO ASSOC OF SECONDARY SCHOOL ADMINS | 1,297.00 | 8/19/2026 | |
| 81186 | 668679 | 8/14/2026 | ACCOUNTS_PAYABLE | RECONCILED | OHIO SCHOOLS COUNCIL - GAS | 27,610.00 | 8/17/2026 | |
| 81210 | 668680 | 8/14/2026 | ACCOUNTS_PAYABLE | RECONCILED | PEEWEE ENTERPRISE LLC | 118.53 | 8/17/2026 | |
| 81198 | 668681 | 8/14/2026 | ACCOUNTS_PAYABLE | RECONCILED | PLATT, CANDACE | 355.76 | 8/27/2026 | |
| 81200 | 668682 | 8/14/2026 | ACCOUNTS_PAYABLE | RECONCILED | POPIK, CHARLES | 300.00 | 8/17/2026 | |
| 81208 | 668683 | 8/14/2026 | ACCOUNTS_PAYABLE | RECONCILED | POWERSCHOOL CORPORATION | 14,085.98 | 8/20/2026 | |
| 81191 | 668684 | 8/14/2026 | ACCOUNTS_PAYABLE | RECONCILED | REFRIGERATION SALES CORP | 625.96 | 8/17/2026 | |
| 81205 | 668685 | 8/14/2026 | ACCOUNTS_PAYABLE | RECONCILED | SAMARITAN FUND PROGRAM, LLC | 55,000.00 | 8/17/2026 | |
| 81187 | 668686 | 8/14/2026 | ACCOUNTS_PAYABLE | RECONCILED | SERVICE-TECH CORPORATION | 8,846.00 | 8/17/2026 | |
| 81166 | 668687 | 8/14/2026 | ACCOUNTS_PAYABLE | OUTSTANDING | SHERWIN WILLIAMS CO | 834.01 | | |
| 81177 | 668688 | 8/14/2026 | ACCOUNTS_PAYABLE | RECONCILED | SIGNARAMA CLEVELAND | 683.00 | 8/17/2026 | |
| 81173 | 668689 | 8/14/2026 | ACCOUNTS_PAYABLE | RECONCILED | T-MOBILE | 820.00 | 8/21/2026 | |
| 81197 | 668690 | 8/14/2026 | ACCOUNTS_PAYABLE | RECONCILED | THE MACOMB GROUP INC | 132.60 | 8/17/2026 | |
| 81168 | 668691 | 8/14/2026 | ACCOUNTS_PAYABLE | RECONCILED | TREASURER, STATE | 857.75 | 8/19/2026 | |

# Willoughby-Eastlake City

## BOE Disbursement Summary Report

| Reference Number | Check Number | Date | Type | Status | Name | Amount | Reconcile Date | Void Date |
|---|---|---|---|---|---|---|---|---|
| | | | | | OF OHIO | | | |
| 81192 | 668692 | 8/14/2026 | ACCOUNTS_PAYABLE | RECONCILED | TROY'S PLUMBING | $ 625.00 | 8/17/2026 | |
| 81171 | 668693 | 8/14/2026 | ACCOUNTS_PAYABLE | RECONCILED | WASTE MANAGEMENT | 6,763.69 | 8/19/2026 | |
| 81209 | 668694 | 8/14/2026 | ACCOUNTS_PAYABLE | RECONCILED | WILLOUGHBY PRINTING CO INC | 1,592.08 | 8/17/2026 | |
| 81279 | 668695 | 8/21/2026 | ACCOUNTS_PAYABLE | RECONCILED | ADVANCED ASPHALT PAVING, INC. | 13,984.00 | 8/25/2026 | |
| 81240 | 668696 | 8/21/2026 | ACCOUNTS_PAYABLE | OUTSTANDING | ADVANCED GAS & WELDING | 364.56 | | |
| 81281 | 668697 | 8/21/2026 | ACCOUNTS_PAYABLE | RECONCILED | ADVANCED MECHANICAL CONTRACTORS LLC | 2,562.00 | 8/24/2026 | |
| 81280 | 668698 | 8/21/2026 | ACCOUNTS_PAYABLE | RECONCILED | AIR FORCE ONE INC | 3,345.00 | 8/24/2026 | |
| 81278 | 668699 | 8/21/2026 | ACCOUNTS_PAYABLE | RECONCILED | AMERICAN ASSOCIATION OF SCHOOL ADMIN | 6,472.00 | 8/31/2026 | |
| 81229 | 668700 | 8/21/2026 | ACCOUNTS_PAYABLE | RECONCILED | APPLE COMPUTER INC | 1,427.40 | 8/25/2026 | |
| 81256 | 668701 | 8/21/2026 | ACCOUNTS_PAYABLE | RECONCILED | AQUA DOC LAKE & POND MGMT | 255.00 | 8/24/2026 | |
| 81235 | 668702 | 8/21/2026 | ACCOUNTS_PAYABLE | RECONCILED | ARAMSCO | 916.08 | 8/25/2026 | |
| 81232 | 668703 | 8/21/2026 | ACCOUNTS_PAYABLE | RECONCILED | ASCENDANCE TRUCKS PENNSYLVANIA LLC | 84,930.00 | 8/28/2026 | |
| 81263 | 668704 | 8/21/2026 | ACCOUNTS_PAYABLE | RECONCILED | ASHTABULA COUNTY ED SVC CENTER | 170.00 | 8/24/2026 | |
| 81233 | 668705 | 8/21/2026 | ACCOUNTS_PAYABLE | RECONCILED | B & H PHOTO VIDEO | 20,983.80 | 8/26/2026 | |
| 81224 | 668706 | 8/21/2026 | ACCOUNTS_PAYABLE | RECONCILED | BELLER, NATALIE | 495.01 | 8/27/2026 | |
| 81265 | 668707 | 8/21/2026 | ACCOUNTS_PAYABLE | RECONCILED | BLUUM USA INC | 21,048.96 | 8/25/2026 | |
| 81227 | 668708 | 8/21/2026 | ACCOUNTS_PAYABLE | RECONCILED | BUCKEYE INTERNATIONAL INC | 4,135.09 | 8/25/2026 | |
| 81259 | 668709 | 8/21/2026 | ACCOUNTS_PAYABLE | RECONCILED | CHROMEBOOKPARTS .COM | 874.70 | 8/24/2026 | |
| 81247 | 668710 | 8/21/2026 | ACCOUNTS_PAYABLE | RECONCILED | COCA-COLA CONSOLIDATED, INC. | 3,725.99 | 8/26/2026 | |
| 81286 | 668711 | 8/21/2026 | ACCOUNTS_PAYABLE | RECONCILED | COMMONLIT, INC | 16,000.00 | 8/28/2026 | |
| 81225 | 668712 | 8/21/2026 | ACCOUNTS_PAYABLE | RECONCILED | COMPLETE PEST MANAGEMENT LTD | 17,000.00 | 8/24/2026 | |
| 81248 | 668713 | 8/21/2026 | ACCOUNTS_PAYABLE | RECONCILED | CONFIDENT TIRE & AUTOMOTIVE | 166.83 | 8/24/2026 | |
| 81242 | 668714 | 8/21/2026 | ACCOUNTS_PAYABLE | RECONCILED | DCW GROUP | 12,727.00 | 8/24/2026 | |
| 81230 | 668715 | 8/21/2026 | ACCOUNTS_PAYABLE | RECONCILED | DRAGONFLY ATHLETICS LLC | 34,500.00 | 8/24/2026 | |

# Willoughby-Eastlake City

## BOE Disbursement Summary Report

| Reference Number | Check Number | Date | Type | Status | Name | Amount | Reconcile Date | Void Date |
|---|---|---|---|---|---|---|---|---|
| 81275 | 668716 | 8/21/2026 | ACCOUNTS_PAYABLE | RECONCILED | EGOLDFAX DBA | $ 142.47 | 8/24/2026 | |
| 81234 | 668717 | 8/21/2026 | ACCOUNTS_PAYABLE | RECONCILED | ENBRIDGE GAS OHIO | 2,672.75 | 8/25/2026 | |
| 81277 | 668718 | 8/21/2026 | ACCOUNTS_PAYABLE | RECONCILED | ENTERPRISE DOOR & SUPPLY CO | 2,800.00 | 8/24/2026 | |
| 81264 | 668719 | 8/21/2026 | ACCOUNTS_PAYABLE | RECONCILED | FUSION CONNECT INC | 2,209.36 | 8/28/2026 | |
| 81221 | 668720 | 8/21/2026 | ACCOUNTS_PAYABLE | RECONCILED | GENE PTACEK & SON FIRE EQUIP | 6,459.05 | 8/24/2026 | |
| 81272 | 668721 | 8/21/2026 | ACCOUNTS_PAYABLE | RECONCILED | GLOWE, KATHLEEN | 55.43 | 8/25/2026 | |
| 81239 | 668722 | 8/21/2026 | ACCOUNTS_PAYABLE | RECONCILED | GORDON FOOD SERVICE INC | 268.29 | 8/25/2026 | |
| 81257 | 668723 | 8/21/2026 | ACCOUNTS_PAYABLE | RECONCILED | GREAT LAKES PETROLEUM | 27,885.55 | 8/24/2026 | |
| 81228 | 668724 | 8/21/2026 | ACCOUNTS_PAYABLE | OUTSTANDING | IMPERIAL BAG & PAPER CO. LLC | 4,712.59 | | |
| 81266 | 668725 | 8/21/2026 | ACCOUNTS_PAYABLE | RECONCILED | KAPLAN EARLY LEARNING CO | 46.70 | 8/24/2026 | |
| 81269 | 668726 | 8/21/2026 | ACCOUNTS_PAYABLE | OUTSTANDING | KENSTON LOCAL SCHOOL DISTRICT | 500.00 | | |
| 81261 | 668727 | 8/21/2026 | ACCOUNTS_PAYABLE | RECONCILED | KOENIG, MADISON | 418.58 | 8/25/2026 | |
| 81292 | 668728 | 8/21/2026 | ACCOUNTS_PAYABLE | RECONCILED | KOLLM-TOMB, CHRISTINE | 535.68 | 8/27/2026 | |
| 81267 | 668729 | 8/21/2026 | ACCOUNTS_PAYABLE | RECONCILED | KURTZ BROS, INC | 2,244.78 | 8/24/2026 | |
| 81244 | 668730 | 8/21/2026 | ACCOUNTS_PAYABLE | RECONCILED | L. C. DEPT OF UTILITIES | 26,345.07 | 8/25/2026 | |
| 81290 | 668731 | 8/21/2026 | ACCOUNTS_PAYABLE | RECONCILED | LAKE COUNTY YMCA | 918.68 | 8/28/2026 | |
| 81273 | 668732 | 8/21/2026 | ACCOUNTS_PAYABLE | RECONCILED | LAZEL INC. | 5,640.00 | 8/25/2026 | |
| 81285 | 668733 | 8/21/2026 | ACCOUNTS_PAYABLE | RECONCILED | LONGANO, FRANCESCA | 40.25 | 8/26/2026 | |
| 81241 | 668734 | 8/21/2026 | ACCOUNTS_PAYABLE | OUTSTANDING | MACMILLAN HOLDINGS LLC | 14,339.11 | | |
| 81271 | 668735 | 8/21/2026 | ACCOUNTS_PAYABLE | RECONCILED | MICHIGAN HEALTH COUNCIL | 150.00 | 8/31/2026 | |
| 81231 | 668736 | 8/21/2026 | ACCOUNTS_PAYABLE | RECONCILED | MICRO CENTER | 1,907.91 | 8/24/2026 | |
| 81262 | 668737 | 8/21/2026 | ACCOUNTS_PAYABLE | RECONCILED | NEOLA, INC | 795.00 | 8/24/2026 | |
| 81283 | 668738 | 8/21/2026 | ACCOUNTS_PAYABLE | RECONCILED | NEONET | 33,888.00 | 8/24/2026 | |
| 81293 | 668739 | 8/21/2026 | ACCOUNTS_PAYABLE | RECONCILED | NEWSELA, INC. | 6,993.00 | 9/3/2026 | |
| 81237 | 668740 | 8/21/2026 | ACCOUNTS_PAYABLE | RECONCILED | NWEA | 79,917.69 | 8/27/2026 | |
| 81253 | 668741 | 8/21/2026 | ACCOUNTS_PAYABLE | RECONCILED | O.E. MEYER CO | 71.92 | 8/24/2026 | |
| 81260 | 668742 | 8/21/2026 | ACCOUNTS_PAYABLE | RECONCILED | OHIO ASSOC OF SECONDARY SCHOOL ADMINS | 564.00 | 9/3/2026 | |
| 81236 | 668743 | 8/21/2026 | ACCOUNTS_PAYABLE | RECONCILED | OHIO BUREAU OF CRIMINAL | 4,662.00 | 8/27/2026 | |

# Willoughby-Eastlake City

## BOE Disbursement Summary Report

| Reference Number | Check Number | Date | Type | Status | Name | Amount | Reconcile Date | Void Date |
|---|---|---|---|---|---|---|---|---|
| | | | | | IDENTIFICATION | | | |
| 81255 | 668744 | 8/21/2026 | ACCOUNTS_PAYABLE | RECONCILED | OHIO COUNCIL OF TEACHERS OF MATHEMATICS | $ 180.00 | 8/24/2026 | |
| 81268 | 668745 | 8/21/2026 | ACCOUNTS_PAYABLE | RECONCILED | PEEWEE ENTERPRISE LLC | 83.49 | 8/24/2026 | |
| 81291 | 668746 | 8/21/2026 | ACCOUNTS_PAYABLE | RECONCILED | PIONEER ENVIRONMENTAL SERVICES INC | 12,740.00 | 8/24/2026 | |
| 81238 | 668747 | 8/21/2026 | ACCOUNTS_PAYABLE | RECONCILED | POWERSCHOOL CORPORATION | 75,144.91 | 8/25/2026 | |
| 81254 | 668748 | 8/21/2026 | ACCOUNTS_PAYABLE | RECONCILED | PROJECT LEAD THE WAY INC | 2,850.00 | 8/24/2026 | |
| 81249 | 668749 | 8/21/2026 | ACCOUNTS_PAYABLE | RECONCILED | RCM FLOORING & FAMILY LLC | 16,587.00 | 8/24/2026 | |
| 81223 | 668750 | 8/21/2026 | ACCOUNTS_PAYABLE | RECONCILED | READY FIELD SOLUTIONS LLC | 2,923.20 | 8/25/2026 | |
| 81274 | 668751 | 8/21/2026 | ACCOUNTS_PAYABLE | RECONCILED | REVTRACK, INC. | 137.33 | 8/27/2026 | |
| 81243 | 668752 | 8/21/2026 | ACCOUNTS_PAYABLE | OUTSTANDING | RIDDELL/ALL AMERICAN SP CORP | 5,271.20 | | |
| 81251 | 668753 | 8/21/2026 | ACCOUNTS_PAYABLE | RECONCILED | SC STRATEGIC SOLUTIONS LLC | 19,642.09 | 8/24/2026 | |
| 81250 | 668754 | 8/21/2026 | ACCOUNTS_PAYABLE | OUTSTANDING | SCHOLASTIC INC | 16,615.06 | | |
| 81270 | 668755 | 8/21/2026 | ACCOUNTS_PAYABLE | RECONCILED | SHRED-IT | 264.20 | 8/25/2026 | |
| 81226 | 668756 | 8/21/2026 | ACCOUNTS_PAYABLE | RECONCILED | STATS MEDIC LLC | 3,150.71 | 8/24/2026 | |
| 81276 | 668757 | 8/21/2026 | ACCOUNTS_PAYABLE | RECONCILED | STINZY'S TREE AND STUMP INC | 3,300.00 | 8/25/2026 | |
| 81246 | 668758 | 8/21/2026 | ACCOUNTS_PAYABLE | RECONCILED | TANNER JR, RALPH E | 60.80 | 8/28/2026 | |
| 81258 | 668759 | 8/21/2026 | ACCOUNTS_PAYABLE | RECONCILED | TARKA TECHNOLOGY GROUP LLC | 2,376.31 | 8/24/2026 | |
| 81282 | 668760 | 8/21/2026 | ACCOUNTS_PAYABLE | RECONCILED | TEKNOPRO | 578.69 | 8/25/2026 | |
| 81222 | 668761 | 8/21/2026 | ACCOUNTS_PAYABLE | RECONCILED | TRANSFER EXPRESS INC | 1,891.27 | 8/24/2026 | |
| 81287 | 668762 | 8/21/2026 | ACCOUNTS_PAYABLE | RECONCILED | UH OCCUPATIONAL HEALTH | 1,599.00 | 8/25/2026 | |
| 81289 | 668763 | 8/21/2026 | ACCOUNTS_PAYABLE | OUTSTANDING | VOKIC, ANNE | 744.92 | | |
| 81288 | 668764 | 8/21/2026 | ACCOUNTS_PAYABLE | OUTSTANDING | W.B. MASON CO | 19.99 | | |
| 81284 | 668765 | 8/21/2026 | ACCOUNTS_PAYABLE | RECONCILED | WARD, PATRICK | 600.00 | 8/24/2026 | |
| 81245 | 668766 | 8/21/2026 | ACCOUNTS_PAYABLE | RECONCILED | WASTE MANAGEMENT | 261.87 | 8/26/2026 | |
| 81252 | 668767 | 8/21/2026 | ACCOUNTS_PAYABLE | RECONCILED | WESTON HURD LLP | 9,583.00 | 8/24/2026 | |
| 81298 | 668768 | 8/25/2026 | REFUND | RECONCILED | TINDELL, ANDREA | 24.35 | 8/31/2026 | |
| 81297 | 668769 | 8/25/2026 | REFUND | RECONCILED | AMAZON CAPITAL SERVICES INC | 16,947.52 | 8/31/2026 | |

# Willoughby-Eastlake City

## BOE Disbursement Summary Report

| Reference Number | Check Number | Date | Type | Status | Name | Amount | Reconcile Date | Void Date |
|---|---|---|---|---|---|---|---|---|
| 81314 | 668770 | 8/28/2026 | ACCOUNTS_PAYABLE | OUTSTANDING | ACTIVE PLUMBING SUPPLY | $ 713.26 | | |
| 81329 | 668771 | 8/28/2026 | ACCOUNTS_PAYABLE | RECONCILED | ADVANCED MECHANICAL CONTRACTORS LLC | 7,273.00 | 8/31/2026 | |
| 81325 | 668772 | 8/28/2026 | ACCOUNTS_PAYABLE | OUTSTANDING | AMERICAN ASSOCIATION OF SCHOOL ADMIN | 5,609.10 | | |
| 81322 | 668773 | 8/28/2026 | ACCOUNTS_PAYABLE | RECONCILED | APPLE COMPUTER INC | 5,098.00 | 9/1/2026 | |
| 81306 | 668774 | 8/28/2026 | ACCOUNTS_PAYABLE | RECONCILED | AUTOZONE STORES LLC | 169.99 | 8/31/2026 | |
| 81312 | 668775 | 8/28/2026 | ACCOUNTS_PAYABLE | RECONCILED | BANK OF AMERICA LOCKBOX SVCS | 9,238.84 | 8/31/2026 | |
| 81335 | 668776 | 8/28/2026 | ACCOUNTS_PAYABLE | RECONCILED | BEST PIZZA AND SANDWICHES | 122.91 | 8/31/2026 | |
| 81303 | 668777 | 8/28/2026 | ACCOUNTS_PAYABLE | RECONCILED | BEST TRUCK EQUIP INC | 1,105.70 | 8/31/2026 | |
| 81308 | 668778 | 8/28/2026 | ACCOUNTS_PAYABLE | RECONCILED | BLICK ART MATERIALS | 655.79 | 9/1/2026 | |
| 81302 | 668779 | 8/28/2026 | ACCOUNTS_PAYABLE | RECONCILED | BUCKEYE INTERNATIONAL INC | 1,785.89 | 9/2/2026 | |
| 81315 | 668780 | 8/28/2026 | ACCOUNTS_PAYABLE | RECONCILED | COCA-COLA CONSOLIDATED, INC. | 1,905.67 | 8/31/2026 | |
| 81313 | 668781 | 8/28/2026 | ACCOUNTS_PAYABLE | RECONCILED | CONFIDENT TIRE & AUTOMOTIVE | 176.96 | 9/3/2026 | |
| 81305 | 668782 | 8/28/2026 | ACCOUNTS_PAYABLE | RECONCILED | DEFENSE DOCTOR, LLC | 4,988.91 | 8/31/2026 | |
| 81334 | 668783 | 8/28/2026 | ACCOUNTS_PAYABLE | RECONCILED | DIETZ, JEFFREY | 270.00 | 8/31/2026 | |
| 81330 | 668784 | 8/28/2026 | ACCOUNTS_PAYABLE | RECONCILED | FAMOUS DISTRIBUTION | 1,019.69 | 9/1/2026 | |
| 81326 | 668785 | 8/28/2026 | ACCOUNTS_PAYABLE | RECONCILED | FRANK NOVAK & SONS | 9,616.50 | 8/31/2026 | |
| 81331 | 668786 | 8/28/2026 | ACCOUNTS_PAYABLE | OUTSTANDING | FRIENDSOFFICE | 185.13 | | |
| 81332 | 668787 | 8/28/2026 | ACCOUNTS_PAYABLE | RECONCILED | GALLAGHER, TIMOTHY M | 322.50 | 8/31/2026 | |
| 81311 | 668788 | 8/28/2026 | ACCOUNTS_PAYABLE | RECONCILED | GENE PTACEK & SON FIRE EQUIP | 6,243.75 | 8/31/2026 | |
| 81300 | 668789 | 8/28/2026 | ACCOUNTS_PAYABLE | RECONCILED | ILLUMINATING CO | 52,318.70 | 9/1/2026 | |
| 81309 | 668790 | 8/28/2026 | ACCOUNTS_PAYABLE | OUTSTANDING | IMPERIAL BAG & PAPER CO. LLC | 2,023.52 | | |
| 81336 | 668791 | 8/28/2026 | ACCOUNTS_PAYABLE | RECONCILED | KALEIDOSCOPE LEARNING INC | 360.00 | 8/31/2026 | |
| 81342 | 668792 | 8/28/2026 | ACCOUNTS_PAYABLE | OUTSTANDING | KLONOWSKI, LORI | 200.00 | | |

# Willoughby-Eastlake City

## BOE Disbursement Summary Report

| Reference Number | Check Number | Date | Type | Status | Name | Amount | Reconcile Date | Void Date |
|---|---|---|---|---|---|---|---|---|
| 81328 | 668793 | 8/28/2026 | ACCOUNTS_PAYABLE | RECONCILED | KOZLEVCAR, MATTHEW | $ 485.25 | 8/31/2026 | |
| 81321 | 668794 | 8/28/2026 | ACCOUNTS_PAYABLE | RECONCILED | KURTZ BROS, INC | 1,005.40 | 8/31/2026 | |
| 81324 | 668795 | 8/28/2026 | ACCOUNTS_PAYABLE | RECONCILED | LAKE COUNTY YMCA | 26,276.80 | 9/2/2026 | |
| 81327 | 668796 | 8/28/2026 | ACCOUNTS_PAYABLE | RECONCILED | LAKETEC COMMUNICATIONS INC | 3,150.00 | 8/31/2026 | |
| 81301 | 668797 | 8/28/2026 | ACCOUNTS_PAYABLE | RECONCILED | LENTINE, LOUIS M | 270.00 | 8/31/2026 | |
| 81340 | 668798 | 8/28/2026 | ACCOUNTS_PAYABLE | RECONCILED | MAXIMUM MASONRY LLC | 5,600.00 | 9/2/2026 | |
| 81310 | 668799 | 8/28/2026 | ACCOUNTS_PAYABLE | RECONCILED | MORLEY, VICTORIA | 68.90 | 8/31/2026 | |
| 81317 | 668800 | 8/28/2026 | ACCOUNTS_PAYABLE | RECONCILED | OAESA | 319.00 | 8/31/2026 | |
| 81344 | 668801 | 8/28/2026 | ACCOUNTS_PAYABLE | OUTSTANDING | OHIO ASSOC OF SECONDARY SCHOOL ADMINS | 564.00 | | |
| 81339 | 668802 | 8/28/2026 | ACCOUNTS_PAYABLE | OUTSTANDING | OHIO MIDDLE LEVEL ASSOCIATION | 80.00 | | |
| 81318 | 668803 | 8/28/2026 | ACCOUNTS_PAYABLE | RECONCILED | PETRIC, ZACHARY | 172.00 | 8/31/2026 | |
| 81333 | 668804 | 8/28/2026 | ACCOUNTS_PAYABLE | RECONCILED | PORTA PHONE COMPANY INC | 390.00 | 8/31/2026 | |
| 81343 | 668805 | 8/28/2026 | ACCOUNTS_PAYABLE | OUTSTANDING | POSITIVE PROMOTIONS | 717.00 | | |
| 81319 | 668806 | 8/28/2026 | ACCOUNTS_PAYABLE | RECONCILED | RAINBOW PRINTING INC | 384.75 | 9/2/2026 | |
| 81341 | 668807 | 8/28/2026 | ACCOUNTS_PAYABLE | RECONCILED | SERVICE-TECH CORPORATION | 1,434.00 | 8/31/2026 | |
| 81337 | 668808 | 8/28/2026 | ACCOUNTS_PAYABLE | RECONCILED | SNYDER, MACKENZIE | 1,169.33 | 9/1/2026 | |
| 81323 | 668809 | 8/28/2026 | ACCOUNTS_PAYABLE | RECONCILED | SPAKES, GREGORY T | 322.50 | 8/31/2026 | |
| 81307 | 668810 | 8/28/2026 | ACCOUNTS_PAYABLE | RECONCILED | TEAL, KYLE | 322.50 | 8/31/2026 | |
| 81338 | 668811 | 8/28/2026 | ACCOUNTS_PAYABLE | RECONCILED | THE BULK BOOKSTORE | 143.04 | 8/31/2026 | |
| 81304 | 668812 | 8/28/2026 | ACCOUNTS_PAYABLE | RECONCILED | TRANSFER EXPRESS INC | 452.94 | 8/31/2026 | |
| 81316 | 668813 | 8/28/2026 | ACCOUNTS_PAYABLE | RECONCILED | TROY'S PLUMBING | 8,265.98 | 8/31/2026 | |
| 81320 | 668814 | 8/28/2026 | ACCOUNTS_PAYABLE | RECONCILED | WILLO TRANSPORTATION | 15,336.00 | 9/2/2026 | |
| 81345 | 1000042 | 8/31/2026 | ACCOUNTS_PAYABLE | RECONCILED | FOOD SERVICE | 6,710.25 | 8/31/2026 | |
| 81350 | 1000043 | 8/31/2026 | ACCOUNTS_PAYABLE | RECONCILED | POSTAGE | 388.53 | 8/31/2026 | |
| **Grand Total** | | | | | | **$ 12,138,733.69** | | |

# Willoughby-Eastlake City

## BOE Cash Summary (FINSUMDTR)Report

| Fund | SCC | Description | Beginning Balance | MTD Revenues | FYTD Revenues | MTD Expenditures | FYTD Expenditures | Current Available Balance |
|---|---|---|---|---|---|---|---|---|
| 001 | 0000 | GENERAL FUND | $ 41,798,475.94 | $ 16,952,038.70 | $ 19,178,674.16 | $ 8,273,580.36 | $ 17,389,190.29 | $ 43,587,959.81 |
| 002 | 0000 | Debt Retirement | 0.00 | 0.00 | 0.00 | 1,150,601.87 | 1,150,601.87 | (1,150,601.87) |
| 002 | 9999 | November Bond Issue | 7,562,258.06 | 925,000.00 | 925,000.00 | 0.00 | 0.00 | 8,487,258.06 |
| 003 | 0000 | PERMANENT IMPROVEMENT FUND | 10,634,341.80 | 275,000.00 | 275,000.00 | 166,854.05 | 817,720.34 | 10,091,621.46 |
| 006 | 0000 | Food Service | 2,090,728.18 | 35,177.33 | 46,309.04 | 106,638.32 | 242,991.57 | 1,894,045.65 |
| 007 | 0000 | Jennings CSI Urb 2 Burb | 11,959.90 | 0.00 | 0.00 | 0.00 | 0.00 | 11,959.90 |
| 007 | 9002 | Autism Community | 9,978.66 | 0.00 | 0.00 | 0.00 | 0.00 | 9,978.66 |
| 007 | 9003 | Camp Invention | 2,637.26 | 0.00 | 0.00 | 0.00 | 0.00 | 2,637.26 |
| 007 | 9006 | KOSTER SCHOLARSHIP | 111,601.91 | 354.82 | 697.17 | 0.55 | 1,001.09 | 111,297.99 |
| 007 | 9007 | MMO SCHOLARSHIP | 1,000.00 | 0.00 | 0.00 | 0.00 | 0.00 | 1,000.00 |
| 007 | 9008 | PHONEMIC AWARENESS | 241.80 | 0.00 | 0.00 | 0.00 | 0.00 | 241.80 |
| 007 | 9009 | R. LEWIS FUND | 231.62 | 0.00 | 0.00 | 0.00 | 0.00 | 231.62 |
| 007 | 9011 | SOUTH BERLIN | 17,080.67 | 0.00 | 0.00 | 0.00 | 363.28 | 16,717.39 |
| 007 | 9013 | LAKE TRANSITIONS | 66.00 | 0.00 | 0.00 | 0.00 | 0.00 | 66.00 |
| 007 | 9014 | LONGFELLOW SPECIAL NEEDS | 141.03 | 0.00 | 0.00 | 0.00 | 0.00 | 141.03 |
| 007 | 9015 | UNCLAIMED FUNDS | 14,460.43 | 0.00 | 0.00 | 0.00 | 0.00 | 14,460.43 |
| 007 | 9016 | Special Education Supplies | 156.00 | 0.00 | 0.00 | 0.00 | 0.00 | 156.00 |
| 007 | 9017 | OASBO Foundation Scholarship-School Bus. Mgmt. | 500.00 | 0.00 | 0.00 | 0.00 | 0.00 | 500.00 |
| 007 | 9018 | Career Explorations Berlin | 20.02 | 0.00 | 0.00 | 0.00 | 0.00 | 20.02 |
| 007 | 9020 | Bridge to Success Berlin | 5.20 | 0.00 | 0.00 | 0.00 | 0.00 | 5.20 |
| 007 | 9021 | NCIW Berlin | 1,044.36 | 0.00 | 0.00 | 0.00 | 0.00 | 1,044.36 |
| 007 | 9025 | NCIW Lozick Foundation | 8,775.23 | 0.00 | 0.00 | 0.00 | 0.00 | 8,775.23 |
| 007 | 9030 | North Class of 1972 Scholarship Fund | 1,357.56 | 0.00 | 0.00 | 0.00 | 0.00 | 1,357.56 |
| 007 | 9035 | North Berlin | 20,068.67 | 0.00 | 0.00 | 0.00 | 0.00 | 20,068.67 |
| 007 | 9040 | North High Ohio Arts Council | 326.36 | 0.00 | 0.00 | 0.00 | 0.00 | 326.36 |
| 007 | 9042 | North ConsSci,Music,SciLabsDepts | 5.00 | 0.00 | 0.00 | 0.00 | 0.00 | 5.00 |
| 007 | 9044 | North American Red Cross HS Scholarship Program | 1,000.00 | 0.00 | 0.00 | 0.00 | 0.00 | 1,000.00 |
| 007 | 9046 | Royalview Jennings | 0.00 | 1,000.00 | 1,000.00 | 0.00 | 0.00 | 1,000.00 |
| 007 | 9052 | Jefferson Jennings | 6.36 | 0.00 | 0.00 | 0.00 | 0.00 | 6.36 |
| 007 | 9055 | Edison Jennings | 0.30 | 0.00 | 0.00 | 0.00 | 0.00 | 0.30 |
| 007 | 9057 | EMS Jennings | 1,000.00 | 0.00 | 0.00 | 0.00 | 0.00 | 1,000.00 |
| 007 | 9060 | North Jennings | 4.16 | 0.00 | 0.00 | 0.00 | 0.00 | 4.16 |
| 007 | 9070 | South Jennings | 1.00 | 0.00 | 0.00 | 0.00 | 0.00 | 1.00 |
| 007 | 9072 | South American Red Cross HS Scholarship Program | 2,250.00 | 0.00 | 0.00 | 0.00 | 0.00 | 2,250.00 |
| 007 | 9075 | South ConsSci,Music,SciLabsDepts | 15,000.00 | 0.00 | 0.00 | 0.00 | 0.00 | 15,000.00 |
| 007 | 9080 | Steven Bennett Memorial Fund | 3,528.00 | 0.00 | 0.00 | 0.00 | 0.00 | 3,528.00 |
| 007 | 9090 | WWMS G.F. Martin Educational Foundation | 4,979.99 | 0.00 | 0.00 | 0.00 | 0.00 | 4,979.99 |
| 007 | 9100 | SOI The NEA Foundation | 0.25 | 0.00 | 0.00 | 0.00 | 0.00 | 0.25 |

# Willoughby-Eastlake City

## BOE Cash Summary (FINSUMDTR)Report

| Fund | SCC | Description | Beginning Balance | MTD Revenues | FYTD Revenues | MTD Expenditures | FYTD Expenditures | Current Available Balance |
|---|---|---|---|---|---|---|---|---|
| 011 | 0000 | Auto Collision | $ 2,118.67 | $ 0.00 | $ 0.00 | $ 0.00 | $ 0.00 | $ 2,118.67 |
| 011 | 9001 | Automotive Technology | 20,967.82 | 0.00 | 667.74 | 0.00 | 0.00 | 21,635.56 |
| 011 | 9003 | Cosmetology | 16,257.40 | 0.00 | 0.00 | 0.00 | 0.00 | 16,257.40 |
| 011 | 9238 | Welding | 1,008.21 | 0.00 | 0.00 | 0.00 | 0.00 | 1,008.21 |
| 012 | 9027 | ADULT EDUCATION | 0.00 | 0.00 | 0.00 | 74,671.31 | 119,662.95 | (119,662.95) |
| 018 | 0000 | W-E Foundation | 196.02 | 0.00 | 0.00 | 0.00 | 0.00 | 196.02 |
| 018 | 9110 | Superintendent | 106,966.71 | 12,674.06 | 12,874.06 | 8,193.40 | 12,193.40 | 107,647.37 |
| 018 | 9115 | The Performing Arts Center | 1,968.98 | 0.00 | 0.00 | 0.00 | 0.00 | 1,968.98 |
| 018 | 9131 | Gifted Services | 640.13 | 0.00 | 0.00 | 0.00 | 0.00 | 640.13 |
| 018 | 9132 | Early Literacy Program | 66.91 | 0.00 | 30.00 | 0.00 | 0.00 | 96.91 |
| 018 | 9133 | Bridge to Success | 1,044.56 | 0.00 | 0.00 | 0.00 | 0.00 | 1,044.56 |
| 018 | 9134 | PACE | 1,557.04 | 0.00 | 0.00 | 0.00 | 0.00 | 1,557.04 |
| 018 | 9168 | Pre-School | 22,690.03 | 0.00 | 0.00 | 0.00 | 0.00 | 22,690.03 |
| 018 | 9170 | Life Skills | 473.40 | 0.00 | 0.00 | 0.00 | 0.00 | 473.40 |
| 018 | 9180 | Distinguished Alumni Association | 25.00 | 0.00 | 0.00 | 0.00 | 0.00 | 25.00 |
| 018 | 9209 | North High School Special Ed. | 3,334.14 | 0.00 | 0.00 | 0.00 | 0.00 | 3,334.14 |
| 018 | 9210 | North High School (Main) | 20,407.30 | 0.00 | 0.00 | (0.40) | (0.40) | 20,407.70 |
| 018 | 9211 | North High School Art | 325.83 | 0.00 | 0.00 | 0.00 | 0.00 | 325.83 |
| 018 | 9212 | North High School English | 1,677.17 | 0.00 | 0.00 | 0.00 | 0.00 | 1,677.17 |
| 018 | 9213 | North High School Foreign Language | 2,358.57 | 0.00 | 0.00 | 0.00 | 0.00 | 2,358.57 |
| 018 | 9215 | North High School Science | 87.92 | 0.00 | 0.00 | 0.00 | 0.00 | 87.92 |
| 018 | 9217 | North High Bike Club | 409.85 | 0.00 | 0.00 | 0.00 | 0.00 | 409.85 |
| 018 | 9218 | North High School Spanish | 763.04 | 0.00 | 0.00 | 0.00 | 0.00 | 763.04 |
| 018 | 9220 | South High School (Main) | 54,497.23 | 1,440.00 | 1,440.00 | 384.75 | 384.75 | 55,552.48 |
| 018 | 9222 | The Frank Platzar Memorial Fund | 490.00 | 0.00 | 0.00 | 0.00 | 0.00 | 490.00 |
| 018 | 9230 | NCI (Main) | 14,401.62 | 0.00 | 0.00 | 0.00 | 0.00 | 14,401.62 |
| 018 | 9235 | NCI Career Explorations | 1,564.85 | 0.00 | 0.00 | 0.00 | 0.00 | 1,564.85 |
| 018 | 9236 | NCI Nursing | 7,077.64 | 0.00 | 0.00 | 200.00 | 200.00 | 6,877.64 |
| 018 | 9241 | NCI Employment Assistance | 1,536.29 | 0.00 | 0.00 | 0.00 | 0.00 | 1,536.29 |
| 018 | 9250 | School of Innovation (Main) | 10,366.88 | 40.86 | 40.86 | 0.00 | 0.00 | 10,407.74 |
| 018 | 9310 | Eastlake (Main) | 5,558.00 | 941.00 | 941.00 | 122.91 | 122.91 | 6,376.09 |
| 018 | 9311 | Eastlake Autism | 2,121.08 | 1,000.00 | 1,000.00 | 0.00 | 0.00 | 3,121.08 |
| 018 | 9313 | Eastlake Laker Academy | 542.97 | 0.00 | 0.00 | 0.00 | 0.00 | 542.97 |
| 018 | 9320 | Willoughby (Main) | 19,503.47 | 400.00 | 400.00 | (651.82) | (651.82) | 20,555.29 |
| 018 | 9321 | Willoughby Choir | 1,229.12 | 0.00 | 0.00 | 0.00 | 0.00 | 1,229.12 |
| 018 | 9322 | Willoughby Physical Ed. | 766.91 | 0.00 | 0.00 | 0.00 | 0.00 | 766.91 |
| 018 | 9324 | Willoughby Drama | 1,155.31 | 0.00 | 0.00 | 0.00 | 0.00 | 1,155.31 |
| 018 | 9325 | Willoughby Power of the Pen | 167.15 | 0.00 | 0.00 | 0.00 | 0.00 | 167.15 |
| 018 | 9326 | Willoughby Math | 3,543.50 | 0.00 | 0.00 | 0.00 | 0.00 | 3,543.50 |
| 018 | 9327 | Willoughby PBIS Program | 131.84 | 0.00 | 0.00 | 0.00 | 0.00 | 131.84 |
| 018 | 9330 | Willowick (Main) | 9,378.96 | 0.00 | 0.00 | 0.00 | 0.00 | 9,378.96 |

# Willoughby-Eastlake City

## BOE Cash Summary (FINSUMDTR)Report

| Fund | SCC | Description | Beginning Balance | MTD Revenues | FYTD Revenues | MTD Expenditures | FYTD Expenditures | Current Available Balance |
|---|---|---|---|---|---|---|---|---|
| 018 | 9331 | Willowick Media Center | $ 4,897.94 | $ 0.00 | $ 0.00 | $ 0.00 | $ 0.00 | $ 4,897.94 |
| 018 | 9332 | Willowick Physical Education | 1,928.23 | 0.00 | 0.00 | 0.00 | 0.00 | 1,928.23 |
| 018 | 9410 | Edison (Main) | 17,259.14 | 0.00 | 0.00 | 0.00 | (1,134.00) | 18,393.14 |
| 018 | 9420 | Grant (Main) | 19,988.31 | 0.00 | 0.00 | 0.00 | 0.00 | 19,988.31 |
| 018 | 9430 | Jefferson (Main) | 18,815.70 | 0.00 | 550.00 | 0.00 | 0.00 | 19,365.70 |
| 018 | 9440 | Longfellow (Main) | 31,426.71 | 770.00 | 1,560.00 | 0.00 | 0.00 | 32,986.71 |
| 018 | 9447 | Royalview Grade 5 | 391.31 | 0.00 | 0.00 | 0.00 | 0.00 | 391.31 |
| 018 | 9448 | Royalview Community Challenge (formerly RV Mayor's Challenge) | 1,070.15 | 0.00 | 0.00 | 0.00 | 0.00 | 1,070.15 |
| 018 | 9449 | Royal Council | 2,970.53 | 0.00 | 0.00 | 0.00 | 0.00 | 2,970.53 |
| 018 | 9450 | Royalview (Main) | 13,696.73 | 1,000.00 | 1,000.00 | 0.00 | 0.00 | 14,696.73 |
| 018 | 9451 | Royalview 1st Grade Box Tops | 228.66 | 0.00 | 0.00 | 0.00 | 0.00 | 228.66 |
| 018 | 9452 | Royalview 2nd Grade Box Tops | 312.87 | 0.00 | 0.00 | 0.00 | 0.00 | 312.87 |
| 018 | 9453 | Royalview 3rd Grade Box Tops | 637.83 | 0.00 | 0.00 | 0.00 | 0.00 | 637.83 |
| 018 | 9454 | Royalview 4th Grade Box Tops | 95.40 | 0.00 | 0.00 | 0.00 | 0.00 | 95.40 |
| 018 | 9455 | Royalview 5th Grade Box Tops | 578.61 | 0.00 | 0.00 | 0.00 | 0.00 | 578.61 |
| 018 | 9456 | Royalview KDG Box Tops | 176.62 | 0.00 | 0.00 | 0.00 | 0.00 | 176.62 |
| 018 | 9457 | Royalview Special Ed. Box Tops | 339.69 | 0.00 | 0.00 | 0.00 | 0.00 | 339.69 |
| 018 | 9458 | Royalview RV Bldg Box Tops | 3,888.15 | 0.00 | 0.00 | 0.00 | 0.00 | 3,888.15 |
| 018 | 9459 | Royalview Courtyard | 1,429.65 | 0.00 | 0.00 | 255.00 | 255.00 | 1,174.65 |
| 019 | 9051 | Longfellow Academic Boosters (to be closed) | 300.00 | 0.00 | 0.00 | 0.00 | 0.00 | 300.00 |
| 019 | 9126 | Safety | 13.26 | 0.00 | 0.00 | 0.00 | 0.00 | 13.26 |
| 019 | 9133 | Bridge to Success | (341.15) | 0.00 | 0.00 | 0.00 | 0.00 | (341.15) |
| 019 | 9134 | Success Academy | 684.72 | 0.00 | 0.00 | 0.00 | 0.00 | 684.72 |
| 019 | 9206 | North The Lubrizol Corporation | 0.00 | 10,430.00 | 10,430.00 | 0.00 | 0.00 | 10,430.00 |
| 019 | 9211 | North Library | 40.56 | 0.00 | 0.00 | 0.00 | 0.00 | 40.56 |
| 019 | 9215 | North Target Grants | 10.50 | 0.00 | 0.00 | 0.00 | 0.00 | 10.50 |
| 019 | 9217 | North Mlakar Enrich. Fund | 500.00 | 0.00 | 0.00 | 0.00 | 0.00 | 500.00 |
| 019 | 9220 | Rebel Families | 1,265.30 | 0.00 | 163.28 | 0.00 | 0.00 | 1,428.58 |
| 019 | 9221 | Walmart Grants | 4.13 | 0.00 | 0.00 | 0.00 | 0.00 | 4.13 |
| 019 | 9223 | South Lakeland PSE | 9.03 | 0.00 | 0.00 | 0.00 | 0.00 | 9.03 |
| 019 | 9225 | South PLTW Engineering | 5,002.80 | 0.00 | 0.00 | 0.00 | 0.00 | 5,002.80 |
| 019 | 9237 | NCI Bus Tech Believe In Ohio | 504.46 | 0.00 | 0.00 | 0.00 | 0.00 | 504.46 |
| 019 | 9240 | Health Informatics Pilot Site | 5,000.00 | 0.00 | 0.00 | 0.00 | 0.00 | 5,000.00 |
| 019 | 9250 | FirstEnergy STEM Classroom Grants | 38.89 | 0.00 | 0.00 | 0.00 | 0.00 | 38.89 |
| 019 | 9273 | NCI Bus Tech The Veale Foundation | 4,616.98 | 10,000.00 | 10,000.00 | 0.00 | 0.00 | 14,616.98 |
| 019 | 9310 | Eastlake Share-A-Vision | 612.31 | 0.00 | 0.00 | 0.00 | 0.00 | 612.31 |
| 019 | 9320 | Willoughby OHGMEC | 139.99 | 0.00 | 0.00 | 0.00 | 0.00 | 139.99 |
| 019 | 9321 | Willoughby OMLA | 17.40 | 0.00 | 0.00 | 0.00 | 0.00 | 17.40 |
| 019 | 9323 | Willoughby Lakeland PSE | 4.01 | 0.00 | 0.00 | 0.00 | 0.00 | 4.01 |

# Willoughby-Eastlake City

## BOE Cash Summary (FINSUMDTR)Report

| Fund | SCC | Description | Beginning Balance | MTD Revenues | FYTD Revenues | MTD Expenditures | FYTD Expenditures | Current Available Balance |
|---|---|---|---|---|---|---|---|---|
| 019 | 9330 | Willowick Academic Boosters | $ 400.00 | $ 0.00 | $ 0.00 | $ 0.00 | $ 0.00 | $ 400.00 |
| 019 | 9335 | Willowick Mlakar Enrich. Fund | 159.37 | 0.00 | 0.00 | 0.00 | 0.00 | 159.37 |
| 019 | 9410 | Edison Lakeland PSE Grants | 1.55 | 0.00 | 0.00 | 0.00 | 0.00 | 1.55 |
| 019 | 9412 | Edison PPG Grants | 0.07 | 0.00 | 0.00 | 0.00 | 0.00 | 0.07 |
| 019 | 9420 | Grant United Way of Lake County | 199.77 | 0.00 | 0.00 | 0.00 | 0.00 | 199.77 |
| 019 | 9429 | Jefferson Mastin/Lakeland PSE Grant | 875.60 | 0.00 | 0.00 | 0.00 | 0.00 | 875.60 |
| 019 | 9432 | Jefferson PPG Innovative Classroom Grant | 20.97 | 0.00 | 0.00 | 0.00 | 0.00 | 20.97 |
| 019 | 9435 | Jefferson Lentz Memorial Grant-LCRTA | 32.45 | 0.00 | 0.00 | 0.00 | 0.00 | 32.45 |
| 019 | 9440 | Longfellow Academic Boosters | (277.45) | 0.00 | 0.00 | 0.00 | 0.00 | (277.45) |
| 019 | 9441 | Longfellow SST4 MiniG | 353.27 | 0.00 | 0.00 | 0.00 | 0.00 | 353.27 |
| 019 | 9445 | Longfellow Lentz Memorial Grant-LCRTA | 6.94 | 0.00 | 0.00 | 0.00 | 0.00 | 6.94 |
| 019 | 9450 | Royalview SST4 MiniG | (219.43) | 0.00 | 0.00 | 0.00 | 0.00 | (219.43) |
| 019 | 9451 | Royalview Battelle Foundation | 3.08 | 0.00 | 0.00 | 0.00 | 0.00 | 3.08 |
| 019 | 9452 | Royalview GPD Group Emp Found Grt | 57.83 | 0.00 | 0.00 | 0.00 | 0.00 | 57.83 |
| 019 | 9455 | Royalview Lentz Memorial Grant-LCRTA | 3.79 | 0.00 | 0.00 | 0.00 | 0.00 | 3.79 |
| 019 | 9458 | Royalview Grant Imahara STEAM Found. | 1.17 | 0.00 | 0.00 | 0.00 | 0.00 | 1.17 |
| 019 | 9510 | Longfellow GPD Group Emp Found Grt | 261.29 | 0.00 | 0.00 | 0.00 | 0.00 | 261.29 |
| 019 | 9610 | Compass Group | 5,000.00 | 0.00 | 0.00 | 0.00 | 0.00 | 5,000.00 |
| 019 | 9710 | Jeanne Cocco Memorial Grant | 1,279.09 | 0.00 | 0.00 | 0.00 | 0.00 | 1,279.09 |
| 019 | 9810 | Mastin/Lakeland-PSE Grant | 39.58 | 0.00 | 0.00 | 0.00 | 0.00 | 39.58 |
| 020 | 9001 | Summer School | 31,922.89 | 0.00 | 0.00 | 0.00 | 0.00 | 31,922.89 |
| 020 | 9010 | Field House Maintenance | 138,795.48 | 328.76 | 10,581.93 | 0.00 | 0.00 | 149,377.41 |
| 020 | 9015 | Pool Maintenance | 79,773.84 | 164.38 | 5,290.97 | 10,971.49 | 10,971.49 | 74,093.32 |
| 020 | 9026 | Post-Secondary Nursing | 2,672,264.05 | 0.00 | 0.00 | 0.00 | 2,672,264.05 | 0.00 |
| 020 | 9027 | Post-Secondary Nursing | 0.00 | 45,098.51 | 2,729,516.04 | 26,338.69 | 55,725.10 | 2,673,790.94 |
| 020 | 9250 | SOI Fab Lab (Resale out of district) | 714.07 | 0.00 | 0.00 | 0.00 | 0.00 | 714.07 |
| 020 | 9510 | Kennedy Preschool | 48,700.21 | 0.00 | 0.00 | 0.00 | 0.00 | 48,700.21 |
| 020 | 9610 | Food Service | 7,929.71 | 0.00 | 0.00 | 0.00 | 0.00 | 7,929.71 |
| 021 | 9250 | SOI Fab Lab (Resale within district) | 1,133.08 | 0.00 | 0.00 | 0.00 | 0.00 | 1,133.08 |
| 022 | 9302 | North OHSAA Tournaments | 4,243.87 | 0.00 | 0.00 | 0.00 | 712.50 | 3,531.37 |
| 022 | 9402 | South OHSAA Tournaments | 10,563.47 | 0.00 | 0.00 | 0.00 | 589.95 | 9,973.52 |
| 024 | 9001 | Medical Self-Insurance | 1,902,115.19 | 1,321,643.85 | 3,162,966.20 | 1,975,146.29 | 4,741,000.54 | 324,080.85 |
| 027 | 9001 | Workers' Comp. Self-Insurance | 176,871.94 | 0.00 | 0.00 | 210.00 | 2,975.00 | 173,896.94 |
| 035 | 9001 | TERMINATION BENEFITS | 431,546.49 | 0.00 | 900,000.00 | 0.00 | 112,136.48 | 1,219,410.01 |
| 200 | 9001 | EASTLAKE INSTRUMENTAL MUSIC | 3,385.27 | 0.00 | 0.00 | 0.00 | 57.56 | 3,327.71 |
| 200 | 9002 | EASTLAKE GREEN TEAM | 212.42 | 0.00 | 0.00 | 0.00 | 0.00 | 212.42 |
| 200 | 9005 | EASTLAKE STUDENT COUNCIL | 32,812.24 | 0.00 | 0.00 | 0.00 | 0.00 | 32,812.24 |
| 200 | 9006 | EASTLAKE VOCAL MUSIC | 5,924.16 | 79.00 | 79.00 | 0.00 | 0.00 | 6,003.16 |
| 200 | 9007 | EASTLAKE NATIONAL JR. HONOR SOCIETY | 615.28 | 0.00 | 0.00 | 0.00 | 0.00 | 615.28 |

# Willoughby-Eastlake City

## BOE Cash Summary (FINSUMDTR)Report

| Fund | SCC | Description | Beginning Balance | MTD Revenues | FYTD Revenues | MTD Expenditures | FYTD Expenditures | Current Available Balance |
|---|---|---|---|---|---|---|---|---|
| 200 | 9008 | EASTLAKE ART CLUB | $ 434.02 | $ 0.00 | $ 0.00 | $ 0.00 | $ 0.00 | $ 434.02 |
| 200 | 9101 | WILLOUGHBY ART CLUB | 3,912.42 | 0.00 | 0.00 | 0.00 | 0.00 | 3,912.42 |
| 200 | 9103 | WILLOUGHBY INSTRUMENTAL MUSIC | 449.92 | 0.00 | 0.00 | 0.00 | 0.00 | 449.92 |
| 200 | 9104 | WILLOUGHBY LIBRARY CLUB | 11.37 | 0.00 | 0.00 | 0.00 | 0.00 | 11.37 |
| 200 | 9105 | WILLOUGHBY ROCKET CLUB | 2,933.40 | 0.00 | 0.00 | 0.00 | 0.00 | 2,933.40 |
| 200 | 9107 | Willoughby Student Council | 1,577.25 | 0.00 | 0.00 | 0.00 | 0.00 | 1,577.25 |
| 200 | 9108 | WILLOUGHBY YEARBOOK | 4,279.23 | 0.00 | 0.00 | 0.00 | 0.00 | 4,279.23 |
| 200 | 9109 | Willoughby 8th Grade Club | 6,059.82 | 327.00 | 327.00 | 0.00 | 0.00 | 6,386.82 |
| 200 | 9110 | WMS Makerspace Club | (0.02) | 0.00 | 0.00 | 0.00 | 0.00 | (0.02) |
| 200 | 9166 | Career Explorations | 4,294.61 | 0.00 | 0.00 | 0.00 | 0.00 | 4,294.61 |
| 200 | 9202 | WILLOWICK MUSIC PROGRAMS | 2,158.60 | 0.00 | 0.00 | 0.00 | 0.00 | 2,158.60 |
| 200 | 9203 | WILLOWICK LANCE NEWSPAPER | 1,420.03 | 0.00 | 0.00 | 0.00 | 0.00 | 1,420.03 |
| 200 | 9204 | WILLOWICK LIBRARY CLUB | 29.15 | 0.00 | 0.00 | 0.00 | 0.00 | 29.15 |
| 200 | 9205 | WILLOWICK MATH CLUB | 44.50 | 0.00 | 0.00 | 0.00 | 0.00 | 44.50 |
| 200 | 9206 | WILLOWICK NATIONAL JR. HONOR SOCIETY | 443.71 | 0.00 | 0.00 | 0.00 | 0.00 | 443.71 |
| 200 | 9208 | WILLOWICK STUDENT COUNCIL | 6,907.55 | 0.00 | 0.00 | 0.00 | 0.00 | 6,907.55 |
| 200 | 9209 | WILLOWICK DRAMA CLUB | 6,807.53 | 0.00 | 0.00 | 0.00 | 0.00 | 6,807.53 |
| 200 | 9301 | NORTH HIGH ACADEMIC DECATHLON | 232.75 | 0.00 | 0.00 | 0.00 | 0.00 | 232.75 |
| 200 | 9304 | North High Music Programs | 27,151.91 | 0.00 | 0.00 | 0.00 | 0.00 | 27,151.91 |
| 200 | 9305 | North High Quizbowl | 2,081.18 | 0.00 | 0.00 | 0.00 | 0.00 | 2,081.18 |
| 200 | 9309 | NORTH HIGH DRAMA CLUB | 21,632.48 | 0.00 | 0.00 | 0.00 | 0.00 | 21,632.48 |
| 200 | 9310 | NORTH HIGH VOLUNTEERS' CLUB | 6,251.07 | 0.00 | 0.00 | 0.00 | 0.00 | 6,251.07 |
| 200 | 9313 | NORTH HIGH NATIONAL HONOR SOCIETY | 539.30 | 0.00 | 0.00 | 0.00 | 0.00 | 539.30 |
| 200 | 9314 | NORTH HIGH NATURE CLUB | 2,946.98 | 0.00 | 0.00 | 0.00 | 0.00 | 2,946.98 |
| 200 | 9315 | NORTH HIGH SEARCH LIGHT NEWSPAPER | 716.88 | 0.00 | 0.00 | 0.00 | 0.00 | 716.88 |
| 200 | 9316 | NORTH HIGH STUDENT COUNCIL | 46,915.43 | 0.00 | 0.00 | 0.00 | 0.00 | 46,915.43 |
| 200 | 9317 | NORTH HIGH YEARBOOK | 26,668.98 | 0.00 | 0.00 | 0.00 | 0.00 | 26,668.98 |
| 200 | 9319 | NORTH HIGH ART CLUB | 7,809.54 | 0.00 | 0.00 | 0.00 | 0.00 | 7,809.54 |
| 200 | 9321 | North High Science Club | 188.62 | 0.00 | 0.00 | 0.00 | 0.00 | 188.62 |
| 200 | 9329 | North High Class of 2026 | 7,144.45 | 0.00 | 0.00 | 0.00 | 0.00 | 7,144.45 |
| 200 | 9330 | North High Coffee Cart Club | 15.25 | 0.00 | 0.00 | 0.00 | 0.00 | 15.25 |
| 200 | 9331 | North High Class of 2027 | 2,381.99 | 0.00 | 0.00 | 0.00 | 0.00 | 2,381.99 |
| 200 | 9332 | North High Class of 2028 | 213.65 | 0.00 | 0.00 | 0.00 | 0.00 | 213.65 |
| 200 | 9333 | North High Class of 2029 | 740.00 | 935.00 | 935.00 | 0.00 | 0.00 | 1,675.00 |
| 200 | 9340 | North High Ranger Yell | 372.93 | 0.00 | 0.00 | 0.00 | 0.00 | 372.93 |
| 200 | 9344 | North High Robotics Club | 1,069.47 | 0.00 | 0.00 | 0.00 | 0.00 | 1,069.47 |
| 200 | 9346 | North High Fab Lab | 2,996.43 | 0.00 | 0.00 | 0.00 | 0.00 | 2,996.43 |
| 200 | 9401 | SOUTH HIGH ACADEMIC DECATHLON | 1,314.25 | 0.00 | 0.00 | 0.00 | 0.00 | 1,314.25 |
| 200 | 9402 | South High School Store | 2,869.36 | 3,252.00 | 3,252.00 | 2,449.85 | 2,449.85 | 3,671.51 |

# Willoughby-Eastlake City

## BOE Cash Summary (FINSUMDTR)Report

| Fund | SCC | Description | Beginning Balance | MTD Revenues | FYTD Revenues | MTD Expenditures | FYTD Expenditures | Current Available Balance |
|---|---|---|---|---|---|---|---|---|
| 200 | 9409 | SOUTH HIGH DRAMA CLUB | $ 15,221.16 | $ 0.00 | $ 0.00 | $ 0.00 | $ (236.43) | $ 15,457.59 |
| 200 | 9410 | SOUTH HIGH FOREIGN LANGUAGE | 2,308.85 | 0.00 | 0.00 | 0.00 | 0.00 | 2,308.85 |
| 200 | 9411 | SOUTH HIGH DIGITAL MEDIA CLUB | 305.59 | 0.00 | 0.00 | 0.00 | 0.00 | 305.59 |
| 200 | 9412 | South High Key Club | 7,021.34 | 0.00 | 0.00 | 0.00 | 0.00 | 7,021.34 |
| 200 | 9413 | SOUTH HIGH MARCHING BAND | 2,587.83 | 8,570.00 | 8,570.00 | 0.00 | 0.00 | 11,157.83 |
| 200 | 9415 | SOUTH HIGH NATIONAL HONOR SOCIETY | 1,776.31 | 0.00 | 0.00 | 0.00 | 0.00 | 1,776.31 |
| 200 | 9418 | SOUTH HIGH STUDENT COUNCIL | 18,170.50 | 0.00 | 0.00 | 0.00 | 0.00 | 18,170.50 |
| 200 | 9419 | SOUTH HIGH YEARBOOK | 10,178.88 | 0.00 | 0.00 | 1,000.00 | 1,000.00 | 9,178.88 |
| 200 | 9425 | South High Art Club | 1,562.43 | 0.00 | 0.00 | 0.00 | 0.00 | 1,562.43 |
| 200 | 9426 | South High Modern Dance Club | 895.25 | 0.00 | 0.00 | 0.00 | 0.00 | 895.25 |
| 200 | 9430 | South High Class of 2026 | 2,932.08 | 0.00 | 0.00 | 0.00 | 0.00 | 2,932.08 |
| 200 | 9445 | South High Rebel Yell | 993.50 | 0.00 | 0.00 | 0.00 | 0.00 | 993.50 |
| 200 | 9446 | South High Fab Lab | (2,216.69) | 0.00 | 0.00 | 0.00 | 0.00 | (2,216.69) |
| 200 | 9452 | South High School Store Debt | 12,000.00 | 0.00 | 0.00 | 0.00 | 0.00 | 12,000.00 |
| 200 | 9501 | Auto Coll. | 595.53 | 0.00 | 0.00 | 0.00 | 0.00 | 595.53 |
| 200 | 9502 | Auto Tech. | 2,852.08 | 0.00 | 0.00 | 0.00 | 0.00 | 2,852.08 |
| 200 | 9503 | Business Technology | 989.61 | 0.00 | 0.00 | 0.00 | 0.00 | 989.61 |
| 200 | 9504 | Hospitality | 817.71 | 0.00 | 0.00 | 0.00 | 0.00 | 817.71 |
| 200 | 9506 | Welding | 12,157.87 | 0.00 | 0.00 | 0.00 | 0.00 | 12,157.87 |
| 200 | 9508 | Cosmetology | 186.88 | 0.00 | 0.00 | 0.00 | 0.00 | 186.88 |
| 200 | 9601 | GRANT STUDENT COUNCIL | 1,619.78 | 0.00 | 0.00 | 0.00 | 0.00 | 1,619.78 |
| 200 | 9608 | GRANT SCHOOL STORE | 644.99 | 0.00 | 0.00 | 0.00 | 0.00 | 644.99 |
| 200 | 9801 | Supt-Student Advisory Council | 1,716.46 | 0.00 | 0.00 | 0.00 | 0.00 | 1,716.46 |
| 300 | 9001 | EASTLAKE ATHLETICS | 34,266.29 | 0.00 | 0.00 | 98.10 | 98.10 | 34,168.19 |
| 300 | 9101 | WILLOUGHBY ATHLETICS | 44,611.49 | 0.00 | 0.00 | 645.95 | 645.95 | 43,965.54 |
| 300 | 9201 | WILLOWICK ATHLETICS | 32,067.27 | 0.00 | 0.00 | 0.00 | 0.00 | 32,067.27 |
| 300 | 9301 | NORTH ATHLETICS | 53,249.47 | 2,139.95 | 2,139.95 | 3,390.00 | 6,681.01 | 48,708.41 |
| 300 | 9401 | SOUTH ATHLETICS | 318,060.53 | 8,423.43 | 8,423.43 | 13,036.65 | 16,589.63 | 309,894.33 |
| 499 | 9226 | Kindergarten Readiness Boot Camp - 2026 | 0.00 | 0.00 | 0.00 | 9,238.84 | 38,422.01 | (38,422.01) |
| 499 | 9425 | ODHE TALENT READY GRANT | 15,103.86 | 0.00 | 0.00 | 0.00 | 0.00 | 15,103.86 |
| 499 | 9626 | Ohio DoD Tech Cred Agreements | 0.00 | 0.00 | 54,000.00 | 0.00 | 54,000.00 | 0.00 |
| 499 | 9826 | School Bus Safety Grant FY26 | 117,467.20 | 0.00 | 0.00 | 82,177.20 | 235,048.40 | (117,581.20) |
| 516 | 9026 | IDEA PART B GRANTS | 17,857.45 | 0.00 | 0.00 | 167,843.88 | 333,863.55 | (316,006.10) |
| 572 | 9026 | TITLE I DISADVANTAGED CHILDREN | 68,698.98 | 0.00 | 0.00 | 80,076.65 | 186,639.02 | (117,940.04) |
| 572 | 9226 | TITLE I DISADVANTAGED CHILDREN | 2,968.00 | 0.00 | 0.00 | 0.00 | 4,831.41 | (1,863.41) |
| 584 | 9026 | TITLE IV, PART A, STUDENT SUPPORT AND ACADEMIC ENRICHMENT PROGRAMS | 4,948.80 | 0.00 | 0.00 | 0.00 | (457.66) | 5,406.46 |
| 584 | 9027 | TITLE IV, PART A, STUDENT SUPPORT AND ACADEMIC ENRICHMENT | 0.00 | 0.00 | 0.00 | 11,300.44 | 15,600.44 | (15,600.44) |

# Willoughby-Eastlake City

## BOE Cash Summary (FINSUMDTR)Report

| Fund | SCC | Description | Beginning Balance | MTD Revenues | FYTD Revenues | MTD Expenditures | FYTD Expenditures | Current Available Balance |
|---|---|---|---|---|---|---|---|---|
| | | PROGRAMS | | | | | | |
| 590 | 9026 | IMPROVING TEACHER QUALITY | $ 13,295.52 | $ 0.00 | $ 0.00 | $ 12,715.70 | $ 27,504.21 | $ (14,208.69) |
| 590 | 9027 | IMPROVING TEACHER QUALITY | 0.00 | 0.00 | 0.00 | 7,772.19 | 7,772.19 | (7,772.19) |
| 599 | 9026 | Post-Secondary Nursing Pell Grants - FY26 | 538,593.40 | 0.00 | 0.00 | 0.00 | 538,593.40 | 0.00 |
| 599 | 9027 | Post-Secondary Nursing Pell Grants - FY27 | 0.00 | 0.00 | 538,593.40 | 92,438.44 | 186,143.48 | 352,449.92 |
| 599 | 9127 | ODHE AWE Nursing FY27 | 0.00 | 136,281.00 | 136,281.00 | 28,141.42 | 56,211.92 | 80,069.08 |
| 599 | 9226 | CLSD Competitive Grant - FY26 | 22,389.31 | 0.00 | 0.00 | 0.00 | 2,975.00 | 19,414.31 |
| 599 | 9227 | CLSD Competitive Grant - FY27 | 0.00 | 0.00 | 0.00 | 2,851.64 | 2,851.64 | (2,851.64) |
| **Grand Total** | | | **$ 69,933,798.76** | **$ 19,754,509.65** | **$ 28,028,733.23** | **$ 12,308,693.72** | **$ 29,046,561.02** | **$ 68,915,970.97** |

| | | |
|---|---|---|
| Gross Depository Balances: | | |
| Farmers Master | $25,000.00 | |
| Farmers Sweep | $10,474,553.76 | |
| Huntington 7314 | $782,820.15 | |
| Total Depository Balances (Gross) | | $11,282,373.91 |
| Adjustments to Bank Balance: | | |
| Cash in Transit to Bank | $2,175.71 | |
| Outstanding Checks | ($294,370.17) | |
| Adjustments: | | |
| Total Adjustments to Bank Balance | | ($292,194.46) |
| Investments: | | |
| Treasury Bonds and Notes | $0.00 | |
| Certificate of Deposits | $0.00 | |
| Other Securities | $0.00 | |
| Other Investments: | | |
| STAR Ohio | $832.89 | |
| Investments at RedTree | $57,810,110.69 | |
| Investments at RedTree - Koster Scholarship | $114,847.94 | |
| Total Investments | | $57,925,791.52 |
| Cash on Hand: | | |
| Petty Cash: | | |
| Change Cash: | | |
| Cash with Fiscal Agent | $0.00 | |
| Total Cash on Hand | | $0.00 |
| Total Balances | | $68,915,970.97 |
| Total Fund Balance | | $68,915,970.97 |
| Depository Clearance Accounts: | | |
| Huntington Bank Payroll | $585.85 | |
| Total Clearance Account Balances | | $585.85 |

Nicholas Ciarniello

Treasurer

**WILLOUGHBY-EASTLAKE CITY SCHOOLS**
**BOARD OF EDUCATION**

**Monthly Cash and Investments**
**For the Month Ended August 31, 2026**

| *BANKS/FINANCIAL INSTITUTIONS* | *Current Interest Rate* | *Prior month Interest Rate* | *Funds Held* |
|---|---|---|---|
| Huntington National Bank | - | - | 490,625.69 |
| Farmers National Bank | 3.93 | 3.92 | 10,499,533.76 |
| RedTree Investments | 4.10 | 4.10 | 57,810,110.69 |
| RedTree – Koster Scholarship | 3.72 | 3.72 | 114,847.94 |
| STAR Ohio | 3.86 | 3.83 | 832.89 |
| **Total Cash and Investments** | | | **$68,915,970.97** |

**General Fund Interest Income Snapshot Year to Date**
**FY24 and FY25 vs FY26**

| | |
|---|---|
| Interest Income to date – FY27 | $294,324.06 |
| Interest Income to date – FY26 | $412,761.73 |
| Interest Income to date – FY25 | $411,397.16 |
| Change from prior year | -28.7% |
| Change from two years | -28.5% |

## Monthly Activity Summary

| | Since 8/1/2026 |
|---|---|
| **Beginning Book Value** | **58,672,620.45** |
| Contributions | 0.00 |
| Withdrawals | -1,000,000.00 |
| Prior Month Management Fees | -4,895.55 |
| Prior Month Custody Fees | -290.09 |
| Realized Gains/Losses | 612.50 |
| Gross Interest Earnings | 142,063.38 |
| **Ending Book Value** | **57,810,110.69** |

## Portfolio Allocation as of 8/31/2026



## Distribution by Maturity

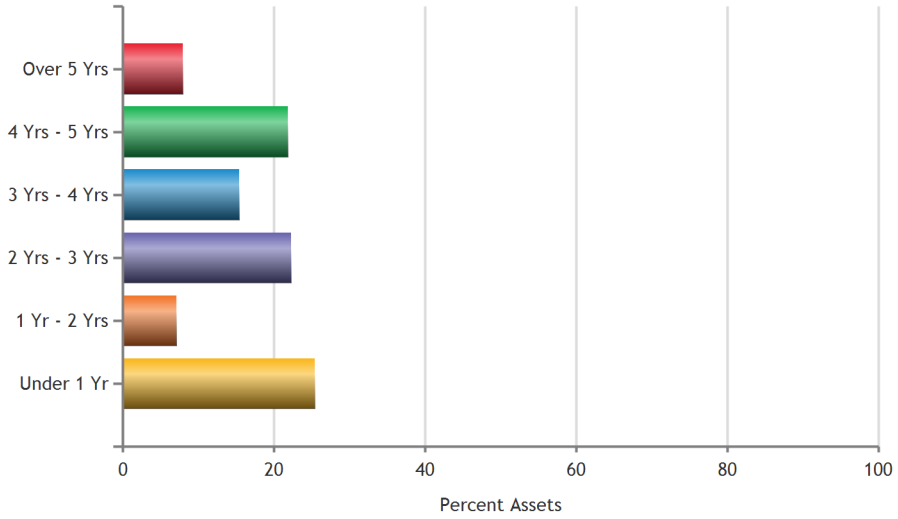


## Allocation Information

| Security Type | Market Value | % Assets | Yield | WAM |
|---|---|---|---|---|
| U.S. GOVERNMENT AGENCY NOTES | 13,816,930.50 | 23.9 | 4.09 | 3.11 |
| MUNICIPAL BONDS | 6,672,414.30 | 11.5 | 4.31 | 4.51 |
| U.S. TREASURY NOTES | 16,287,895.39 | 28.1 | 4.01 | 3.04 |
| CERTIFICATES OF DEPOSIT | 11,466,809.47 | 19.8 | 4.16 | 1.91 |
| COMMERCIAL PAPERS | 9,557,088.21 | 16.5 | 4.06 | 0.36 |
| MONEY MARKET FUNDS | 94,727.72 | 0.2 | 3.56 | 0.00 |
| **Total** | **57,895,865.59** | **100.0** | **4.10** | **2.55** |

REDTREE INVESTMENT GROUP

Willoughby-Eastlake City Schools - General Funds
US Bank Custodian Acct Ending x08735
Attn: Nick Ciarniello

# Estimated Gross Income Projection

9/1/2026 - 8/31/2027

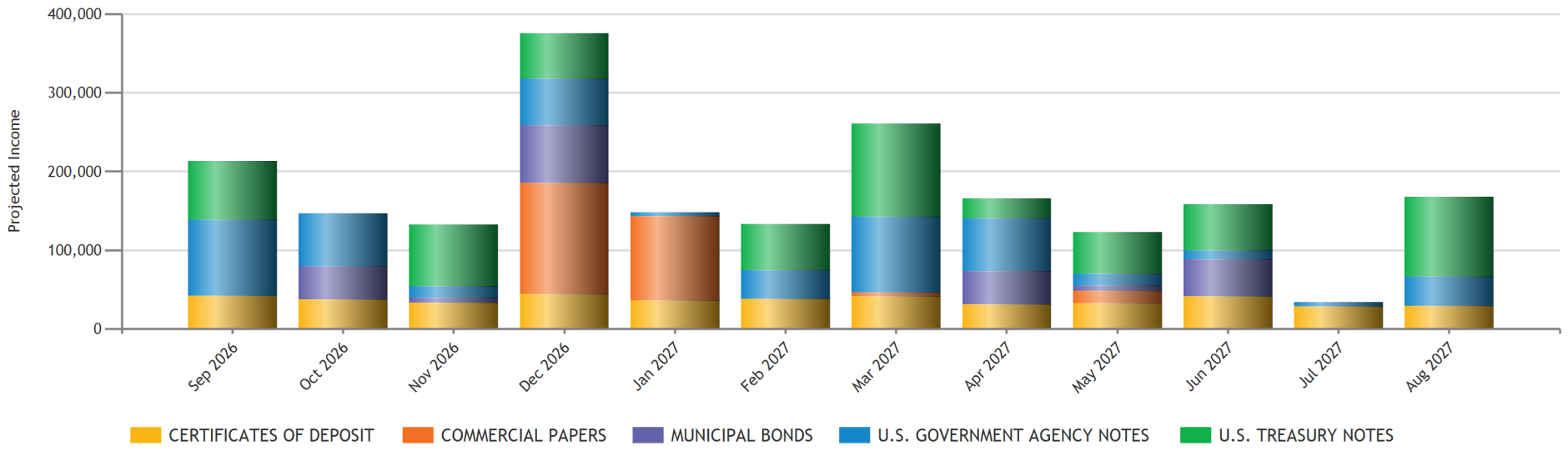


| | Sep 2026 | Oct 2026 | Nov 2026 | Dec 2026 | Jan 2027 | Feb 2027 | Mar 2027 | Apr 2027 | May 2027 | Jun 2027 | Jul 2027 | Aug 2027 |
|---|---|---|---|---|---|---|---|---|---|---|---|---|
| CERTIFICATES OF DEPOSIT | 42,157 | 37,214 | 33,269 | 43,937 | 36,157 | 37,772 | 41,639 | 31,212 | 32,401 | 41,755 | 28,821 | 29,367 |
| COMMERCIAL PAPERS | 0 | 0 | 0 | 141,383 | 106,964 | 0 | 4,768 | 0 | 16,052 | 0 | 0 | 0 |
| MUNICIPAL BONDS | 0 | 42,026 | 6,384 | 73,057 | 0 | 0 | 0 | 42,026 | 6,384 | 46,695 | 0 | 0 |
| U.S. GOVERNMENT AGENCY NOTES | 96,396 | 67,617 | 14,790 | 58,990 | 4,946 | 37,104 | 96,396 | 67,617 | 14,790 | 11,550 | 4,946 | 37,104 |
| U.S. TREASURY NOTES | 74,703 | 0 | 77,797 | 58,125 | 0 | 58,497 | 117,641 | 24,675 | 53,122 | 58,125 | 0 | 101,434 |
| **Total** | **213,257** | **146,857** | **132,240** | **375,491** | **148,066** | **133,372** | **260,444** | **165,530** | **122,749** | **158,125** | **33,766** | **167,905** |

| | |
|---|---|
| **Grand Total** | **2,057,803** |

# Gross Monthly Income

Negative Amounts Represent Paid Accrued Interest
8/1/2026 - 8/31/2026

| Pay-Date | CUSIP | Security | Amount |
|---|---|---|---|
| **U.S. GOVERNMENT AGENCY NOTES** | | | |
| 8/12/2026 | 3133EL3J1 | Federal Farm Credit Bank<br>1.150% Due 8/12/2030 | 2,012.50 |
| 8/17/2026 | 3133EKA30 | Federal Farm Credit Bank<br>2.250% Due 8/15/2029 | 10,653.75 |
| 8/17/2026 | 3133ERPS4 | Federal Farm Credit Bank<br>3.750% Due 8/15/2029 | 18,750.00 |
| | | | **31,416.25** |
| **U.S. TREASURY NOTES** | | | |
| 8/17/2026 | 9128284V9 | US Treasury Note<br>2.875% Due 8/15/2028 | 1,796.88 |
| 8/31/2026 | 91282CGQ8 | US Treasury Note<br>4.000% Due 2/28/2030 | 9,600.00 |
| 8/31/2026 | 91282CKD2 | US Treasury Note<br>4.250% Due 2/28/2029 | 15,937.50 |
| 8/31/2026 | 91282CNX5 | US Treasury Note<br>3.625% Due 8/31/2030 | 17,400.00 |
| | | | **44,734.38** |
| **CERTIFICATES OF DEPOSIT** | | | |
| 8/3/2026 | 05465DBR8 | Axos Bank, CA<br>3.800% Due 4/2/2027 | 803.62 |
| 8/7/2026 | 29367RND4 | Enterprise Bank, PA<br>4.600% Due 6/7/2029 | 972.81 |
| 8/7/2026 | 319050AQ3 | First Bank of Berne, IN<br>4.300% Due 8/7/2026 | 5,202.88 |
| 8/10/2026 | 74086MAZ6 | Presidential Bank, MD<br>3.650% Due 4/12/2027 | 771.90 |
| 8/10/2026 | 88054RBZ2 | Tennessee State Bank, TN<br>4.150% Due 2/9/2027 | 5,021.39 |
| 8/11/2026 | 88241TTK6 | Texas Exchange Bank Crowley<br>3.700% Due 10/11/2028 | 361.38 |
| 8/12/2026 | 23322GY76 | DMB Community Bank, WI<br>3.850% Due 8/14/2028 | 814.20 |
| 8/12/2026 | 34387AHW2 | Flushing Bank, NY<br>4.000% Due 8/12/2026 | 764.05 |
| 8/12/2026 | 59013KG34 | Merrick Bank, UT<br>4.100% Due 8/12/2027 | 867.07 |
| 8/12/2026 | 91139LAM8 | United Roosevelt Svgs Bank, NJ<br>4.500% Due 9/12/2028 | 951.66 |
| 8/13/2026 | 02554BFF3 | American Eagle Bank, IL<br>3.850% Due 7/13/2027 | 814.20 |
| 8/13/2026 | 05584CZG4 | BNY Mellon, NA<br>3.800% Due 8/13/2030 | 4,616.74 |

# Gross Monthly Income

Negative Amounts Represent Paid Accrued Interest
8/1/2026 - 8/31/2026

| Pay-Date | CUSIP | Security | Amount |
|---|---|---|---|
| 8/13/2026 | 09582YBD3 | Blue Ridge Bank, VA<br>4.450% Due 8/13/2026 | 5,384.38 |
| 8/13/2026 | 31925YCU4 | First Bank of The Lake, MO<br>4.150% Due 6/13/2028 | 877.64 |
| 8/13/2026 | 523744BA7 | Lea County State Bank, NM<br>4.100% Due 8/13/2027 | 867.07 |
| 8/13/2026 | 857894Q77 | Stearns Bank, MN<br>4.050% Due 8/14/2028 | 3,012.53 |
| 8/14/2026 | 23204HQA9 | Customers Bank, PA<br>4.050% Due 8/13/2027 | 4,900.39 |
| 8/14/2026 | 949764NJ9 | Wells Fargo Bank, SD<br>4.850% Due 5/14/2027 | 1,021.56 |
| 8/17/2026 | 098079BG0 | b1Bank, LA<br>4.650% Due 9/15/2026 | 983.38 |
| 8/17/2026 | 32110YW27 | First National Bank of America, MI<br>3.650% Due 12/16/2030 | 771.90 |
| 8/17/2026 | 58404DYM7 | Medallion Bank, UT<br>3.650% Due 9/16/2030 | 771.90 |
| 8/19/2026 | 38150V4S5 | Goldman Sachs Bank USA, NY<br>3.850% Due 8/19/2030 | 4,677.49 |
| 8/19/2026 | 70086VAU5 | Park State Bank, MN<br>4.450% Due 7/19/2028 | 449.75 |
| 8/24/2026 | 09776DAZ7 | BOM Bank, LA<br>3.650% Due 10/24/2030 | 771.90 |
| 8/25/2026 | 307811KJ7 | Farmers & Merchants Bank, WI<br>3.750% Due 9/27/2027 | 793.05 |
| 8/26/2026 | 31904PDH6 | First B&T Brookings, SD<br>4.650% Due 7/26/2027 | 983.38 |
| 8/26/2026 | 90355GB47 | UBS Bank USA, UT<br>3.900% Due 11/26/2030 | 824.77 |
| 8/28/2026 | 45780PDK8 | Institution for Savings, MA<br>3.650% Due 10/28/2030 | 771.90 |
| | | | **49,824.89** |
| **COMMERCIAL PAPERS** | | | |
| 8/27/2026 | 2546R3KL7 | Walt Disney<br>0.000% Due 10/20/2026 | 15,806.67 |
| | | | **15,806.67** |
| **MONEY MARKET FUNDS** | | | |
| 8/3/2026 | USBMMF | First American Treasury Obligations Fund | 281.19 |
| | | | **281.19** |
| **TOTAL INCOME** | | | **142,063.38** |

# Realized Gains and Losses

8/1/2026 - 8/31/2026

| Purchase Date | Close Date | Quantity | CUSIP | Security | Cost Basis | Proceeds | Total Gain/Loss |
|---|---|---|---|---|---|---|---|
| 2/7/2024 | 8/7/2026 | 244,000 | 319050AQ3 | First Bank of Berne, IN<br>4.300% Due 8/7/2026 | 243,756.00 | 244,000.00 | 244.00 |
| 8/12/2024 | 8/12/2026 | 249,000 | 34387AHW2 | Flushing Bank, NY<br>4.000% Due 8/12/2026 | 248,875.50 | 249,000.00 | 124.50 |
| 8/13/2024 | 8/13/2026 | 244,000 | 09582YBD3 | Blue Ridge Bank, VA<br>4.450% Due 8/13/2026 | 243,756.00 | 244,000.00 | 244.00 |
| **Total Gains** | | | | | | | **612.50** |
| **Total Losses** | | | | | | | **0.00** |
| **Total** | | | | | **736,387.50** | **737,000.00** | **612.50** |

| Quantity | Cusip | Security Description | Moody's | S&P | Call Date | Cost Basis | Market Value | Yield at Cost | Wtd Maturity | FDIC Number | Purchase Date |
|---|---|---|---|---|---|---|---|---|---|---|---|
| **U.S. GOVERNMENT AGENCY NOTES** | | | | | | | | | | | |
| 500,000 | 3130AMUL4 | Federal Home Ln Bank 1.000% Due 12/30/2026 | Aa1 | AA+ | 9/30/2026 | 455,060.00 | 495,199.28 | 4.29 | 0.33 | | 1/22/2024 |
| 680,000 | 3130B1TM9 | Federal Home Ln Bank 4.350% Due 11/24/2028 | Aa1 | AA+ | | 677,640.40 | 678,268.54 | 4.44 | 2.08 | | 6/28/2024 |
| 3,000,000 | 3133EWJQ4 | Federal Farm Credit Bank 4.390% Due 3/27/2029 | Aa1 | AA+ | 3/27/2028 | 3,000,000.00 | 2,989,844.40 | 4.39 | 2.36 | | 3/27/2026 |
| 595,000 | 3133ERDH1 | Federal Farm Credit Bank 4.750% Due 4/30/2029 | Aa1 | AA+ | | 594,728.07 | 600,153.28 | 4.76 | 2.45 | | 4/30/2024 |
| 947,000 | 3133EKA30 | Federal Farm Credit Bank 2.250% Due 8/15/2029 | Aa1 | AA+ | 9/7/2026 | 896,562.78 | 888,407.80 | 3.74 | 2.81 | | 10/2/2025 |
| 500,000 | 3133ERPS4 | Federal Farm Credit Bank 3.750% Due 8/15/2029 | Aa1 | AA+ | | 497,908.00 | 490,266.50 | 3.84 | 2.76 | | 8/15/2024 |
| 500,000 | 3133ERPS4 | Federal Farm Credit Bank 3.750% Due 8/15/2029 | Aa1 | AA+ | | 498,035.00 | 490,266.50 | 3.84 | 2.76 | | 8/16/2024 |
| 500,000 | 3133ETBF3 | Federal Farm Credit Bank 4.000% Due 4/1/2030 | Aa1 | AA+ | | 500,000.00 | 492,871.31 | 4.00 | 3.25 | | 4/3/2025 |
| 480,000 | 3133EL2C7 | Federal Farm Credit Bank 1.230% Due 7/29/2030 | Aa1 | AA+ | 9/7/2026 | 427,608.00 | 423,662.36 | 3.76 | 3.74 | | 10/31/2025 |
| 350,000 | 3133EL3J1 | Federal Farm Credit Bank 1.150% Due 8/12/2030 | Aa1 | AA+ | 9/7/2026 | 309,330.00 | 306,866.29 | 3.80 | 3.78 | | 10/8/2025 |
| 330,000 | 3133EL5K6 | Federal Farm Credit Bank 1.240% Due 9/3/2030 | Aa1 | AA+ | 9/7/2026 | 293,013.60 | 288,273.23 | 3.81 | 3.80 | | 11/7/2025 |
| 900,000 | 3130AF2S5 | Federal Home Ln Bank 3.500% Due 9/13/2030 | Aa1 | AA+ | | 894,240.90 | 868,082.18 | 3.64 | 3.65 | | 9/15/2025 |
| 600,000 | 3130B7QC1 | Federal Home Ln Bank 4.250% Due 9/23/2030 | Aa1 | AA+ | | 600,000.00 | 589,629.80 | 4.25 | 3.62 | | 9/23/2025 |
| 1,200,000 | 3133ETH67 | Federal Farm Credit Bank 3.625% Due 10/17/2030 | Aa1 | AA+ | | 1,197,276.00 | 1,161,703.15 | 3.68 | 3.73 | | 10/17/2025 |
| 240,000 | 3134GW4E3 | Federal Home Ln Mtg 1.280% Due 10/28/2030 | Aa1 | AA+ | | 214,045.25 | 210,727.29 | 3.77 | 3.95 | | 1/15/2026 |
| 550,000 | 3134HCDL0 | Federal Home Ln Mtg 4.200% Due 12/26/2030 | Aa1 | AA+ | 9/26/2026 | 550,000.00 | 542,083.16 | 4.20 | 3.88 | | 12/26/2025 |
| 110,000 | 3133ET7A9 | Federal Farm Credit Bank 3.625% Due 1/13/2031 | Aa1 | AA+ | | 109,516.66 | 106,287.26 | 3.72 | 3.97 | | 1/13/2026 |
| 2,000,000 | 3133EMVA7 | Federal Farm Credit Bank 2.020% Due 4/1/2031 | Aa1 | AA+ | 9/7/2026 | 1,814,513.02 | 1,783,140.32 | 4.09 | 4.25 | | 4/1/2026 |
| 260,000 | 3133EWYJ3 | Federal Farm Credit Bank 4.375% Due 8/12/2031 | Aa1 | AA+ | | 259,461.80 | 257,566.17 | 4.42 | 4.39 | | 8/12/2026 |
| | Accrued Interest | | | | | | 153,631.67 | | | | |
| | | | | | | **13,788,939.48** | **13,816,930.50** | **4.09** | **3.11** | | |
| **MUNICIPAL BONDS** | | | | | | | | | | | |
| 750,000 | 186392CD6 | Cleveland SD, OH GO 5.200% Due 12/1/2026 | Aa1 | AA+ | | 737,542.50 | 751,282.35 | 5.78 | 0.25 | | 10/4/2023 |

| Quantity | Cusip | Security Description | Moody's | S&P | Call Date | Cost Basis | Market Value | Yield at Cost | Wtd Maturity | FDIC Number | Purchase Date |
|---|---|---|---|---|---|---|---|---|---|---|---|
| 400,000 | 407774GK8 | Hamilton CSD, OH GO<br>4.000% Due 12/1/2026 | | AA+ | | 413,596.00 | 399,852.12 | 3.20 | 0.25 | | 4/22/2022 |
| 950,000 | 172252K64 | Cincinnati CSD, OH GO<br>3.745% Due 6/1/2030 | Aa2 | | 12/1/2026 | 940,500.00 | 921,066.90 | 4.00 | 3.42 | | 1/26/2026 |
| 1,165,000 | 19951BBS2 | City of Columbus, OH GO<br>3.976% Due 10/1/2031 | Aaa | AAA | | 1,165,000.00 | 1,132,303.93 | 3.98 | 4.47 | | 10/22/2025 |
| 605,000 | 199492XP9 | City of Columbus, OH GO<br>4.020% Due 4/1/2032 | Aaa | AAA | 10/1/2028 | 600,873.90 | 587,143.55 | 4.15 | 4.85 | | 1/22/2026 |
| 440,000 | 138471DE4 | Canton LSD, OH GO<br>2.902% Due 11/1/2032 | | AA+ | 11/1/2029 | 396,774.40 | 391,607.48 | 4.34 | 5.46 | | 8/13/2024 |
| 825,000 | 172217Q79 | City of Cincinnati, OH GO<br>2.000% Due 12/1/2033 | Aa2 | AA | 12/1/2030 | 673,414.50 | 683,540.06 | 4.60 | 6.53 | | 4/3/2025 |
| 425,000 | 840658QL5 | South-Western CSD, OH GO<br>2.932% Due 12/1/2033 | Aa2 | | 12/1/2029 | 385,381.50 | 376,131.08 | 4.33 | 6.33 | | 12/9/2025 |
| 500,000 | 199492E88 | City of Columbus, OH, GO<br>2.682% Due 4/1/2034 | Aaa | AAA | | 448,745.00 | 433,153.25 | 4.15 | 6.61 | | 12/3/2025 |
| 655,000 | 479545EC5 | Johnstown-Monroe CSD, OH GO<br>2.470% Due 12/1/2034 | | AA | 12/1/2030 | 566,522.60 | 549,886.78 | 4.27 | 7.20 | | 10/7/2025 |
| 425,000 | 840658QM3 | South-Western CSD, OH GO<br>2.982% Due 12/1/2034 | Aa2 | | 12/1/2029 | 382,279.00 | 370,071.51 | 4.35 | 7.06 | | 12/9/2025 |
| | Accrued Interest | | | | | | 76,375.31 | | | | |
| | | | | | | **6,710,629.40** | **6,672,414.30** | **4.31** | **4.51** | | |
| **U.S. TREASURY NOTES** | | | | | | | | | | | |
| 750,000 | 91282CGT2 | US Treasury Note<br>3.625% Due 3/31/2028 | Aa1 | AA+ | | 746,835.94 | 742,001.96 | 3.75 | 1.50 | | 8/14/2024 |
| 125,000 | 9128284V9 | US Treasury Note<br>2.875% Due 8/15/2028 | Aa1 | AA+ | | 114,995.13 | 121,562.50 | 4.73 | 1.87 | | 9/29/2023 |
| 300,000 | 9128285M8 | US Treasury Note<br>3.125% Due 11/15/2028 | Aa1 | AA+ | | 288,316.38 | 292,171.88 | 4.01 | 2.08 | | 1/5/2024 |
| 460,000 | 91282CJN2 | US Treasury Note<br>4.375% Due 11/30/2028 | Aa1 | AA+ | | 457,915.58 | 459,946.09 | 4.49 | 2.10 | | 5/23/2024 |
| 2,000,000 | 91282CJR3 | US Treasury Note<br>3.750% Due 12/31/2028 | Aa1 | AA+ | | 1,990,625.00 | 1,972,187.50 | 3.87 | 2.19 | | 8/12/2024 |
| 750,000 | 91282CJW2 | US Treasury Note<br>4.000% Due 1/31/2029 | Aa1 | AA+ | | 741,298.83 | 743,291.02 | 4.28 | 2.27 | | 6/25/2024 |
| 750,000 | 91282CKD2 | US Treasury Note<br>4.250% Due 2/28/2029 | Aa1 | AA+ | | 749,824.22 | 747,626.96 | 4.25 | 2.35 | | 6/25/2024 |
| 570,000 | 91282CKG5 | US Treasury Note<br>4.125% Due 3/31/2029 | Aa1 | AA+ | | 560,603.87 | 566,326.17 | 4.50 | 2.38 | | 5/13/2024 |
| 500,000 | 91282CLC3 | US Treasury Note<br>4.000% Due 7/31/2029 | Aa1 | AA+ | | 496,834.07 | 494,335.94 | 4.14 | 2.71 | | 7/31/2024 |
| 560,000 | 91282CLR0 | US Treasury Note<br>4.125% Due 10/31/2029 | Aa1 | AA+ | | 559,081.25 | 554,881.25 | 4.16 | 2.90 | | 11/4/2024 |
| 145,000 | 91282CMA6 | US Treasury Note<br>4.125% Due 11/30/2029 | Aa1 | AA+ | | 144,943.36 | 143,634.96 | 4.13 | 2.98 | | 12/5/2024 |

| Quantity | Cusip | Security Description | Moody's | S&P | Call Date | Cost Basis | Market Value | Yield at Cost | Wtd Maturity | FDIC Number | Purchase Date |
|---|---|---|---|---|---|---|---|---|---|---|---|
| 500,000 | 91282CGJ4 | US Treasury Note 3.500% Due 1/31/2030 | Aa1 | AA+ | | 487,597.66 | 485,019.53 | 4.09 | 3.17 | | 6/10/2025 |
| 340,000 | 91282CGJ4 | US Treasury Note 3.500% Due 1/31/2030 | Aa1 | AA+ | | 336,799.22 | 329,813.28 | 3.74 | 3.17 | | 9/30/2025 |
| 800,000 | 91282CMG3 | US Treasury Note 4.250% Due 1/31/2030 | Aa1 | AA+ | | 792,862.47 | 794,937.50 | 4.45 | 3.13 | | 1/31/2025 |
| 480,000 | 91282CGQ8 | US Treasury Note 4.000% Due 2/28/2030 | Aa1 | AA+ | | 472,756.14 | 473,118.75 | 4.34 | 3.23 | | 2/28/2025 |
| 585,000 | 91282CGS4 | US Treasury Note 3.625% Due 3/31/2030 | Aa1 | AA+ | | 575,516.56 | 569,003.91 | 4.01 | 3.26 | | 7/21/2025 |
| 750,000 | 91282CGZ8 | US Treasury Note 3.500% Due 4/30/2030 | Aa1 | AA+ | | 740,097.65 | 725,917.97 | 3.81 | 3.35 | | 8/15/2025 |
| 600,000 | 91282CHF1 | US Treasury Note 3.750% Due 5/31/2030 | Aa1 | AA+ | | 599,625.00 | 585,328.13 | 3.76 | 3.42 | | 8/14/2025 |
| 600,000 | 91282CHJ3 | US Treasury Note 3.750% Due 6/30/2030 | Aa1 | AA+ | | 599,343.75 | 584,906.25 | 3.77 | 3.50 | | 8/14/2025 |
| 460,000 | 91282CNX5 | US Treasury Note 3.625% Due 8/31/2030 | Aa1 | AA+ | | 458,472.64 | 445,768.75 | 3.70 | 3.67 | | 9/24/2025 |
| 500,000 | 91282CNX5 | US Treasury Note 3.625% Due 8/31/2030 | Aa1 | AA+ | | 498,339.80 | 484,531.25 | 3.70 | 3.67 | | 10/6/2025 |
| 1,300,000 | 91282CPN5 | US Treasury Note 3.500% Due 11/30/2030 | Aa1 | AA+ | | 1,288,472.65 | 1,250,640.63 | 3.70 | 3.86 | | 12/23/2025 |
| 500,000 | 91282CJQ5 | US Treasury Note 3.750% Due 12/31/2030 | Aa1 | AA+ | | 497,011.70 | 485,429.69 | 3.89 | 3.92 | | 3/17/2026 |
| 2,000,000 | 91282CQG9 | US Treasury Note 3.875% Due 3/31/2031 | Aa1 | AA+ | | 1,988,189.90 | 1,948,906.26 | 4.01 | 4.08 | | 3/31/2026 |
| 170,000 | 91282CCB5 | US Treasury Note 1.625% Due 5/15/2031 | Aa1 | AA+ | | 151,246.88 | 149,440.63 | 4.09 | 4.41 | | 5/15/2026 |
| | Accrued Interest | | | | | | 137,166.65 | | | | |
| | | | | | | **16,337,605.65** | **16,287,895.39** | **4.01** | **3.04** | | |
| **CERTIFICATES OF DEPOSIT** | | | | | | | | | | | |
| 249,000 | 098079BG0 | b1Bank, LA 4.650% Due 9/15/2026 | | | | 248,688.75 | 249,047.14 | 4.75 | 0.04 | 58228 | 3/15/2024 |
| 243,000 | 760296FW8 | Republic B&T Co, KY 5.150% Due 10/27/2026 | | | | 242,757.00 | 243,365.18 | 5.19 | 0.15 | 23627 | 10/27/2023 |
| 244,000 | 319267LP3 | First Bank of Richmond, IN 4.100% Due 1/19/2027 | | | | 243,634.00 | 244,150.47 | 4.15 | 0.38 | 28533 | 1/17/2024 |
| 244,000 | 88054RBZ2 | Tennessee State Bank, TN 4.150% Due 2/9/2027 | | | | 243,634.00 | 244,109.41 | 4.20 | 0.44 | 20720 | 2/9/2024 |
| 249,000 | 05465DBR8 | Axos Bank, CA 3.800% Due 4/2/2027 | | | | 248,863.05 | 248,729.26 | 3.85 | 0.57 | 35546 | 10/2/2024 |
| 249,000 | 74086MAZ6 | Presidential Bank, MD 3.650% Due 4/12/2027 | | | | 248,688.75 | 248,507.70 | 3.73 | 0.60 | 32363 | 10/10/2024 |
| 248,000 | 949764NJ9 | Wells Fargo Bank, SD 4.850% Due 5/14/2027 | | | | 247,752.00 | 249,443.73 | 4.94 | 0.68 | 3511 | 5/14/2024 |

| Quantity | Cusip | Security Description | Moody's | S&P | Call Date | Cost Basis | Market Value | Yield at Cost | Wtd Maturity | FDIC Number | Purchase Date |
|---|---|---|---|---|---|---|---|---|---|---|---|
| 243,000 | 61690DRG5 | Morgan Stanley Bank, UT<br>4.900% Due 5/24/2027 | | | | 242,635.50 | 244,460.58 | 4.95 | 0.71 | 32992 | 5/22/2024 |
| 244,000 | 34520LBD4 | Forbright Bank, MD<br>4.850% Due 6/14/2027 | | | | 243,634.00 | 245,470.66 | 4.90 | 0.76 | 57614 | 6/14/2024 |
| 249,000 | 02554BFF3 | American Eagle Bank, IL<br>3.850% Due 7/13/2027 | | | | 248,676.30 | 248,603.02 | 3.93 | 0.84 | 57359 | 8/13/2024 |
| 249,000 | 31904PDH6 | First B&T Brookings, SD<br>4.650% Due 7/26/2027 | | | | 248,688.75 | 250,335.86 | 4.74 | 0.87 | 3973 | 7/26/2024 |
| 249,000 | 59013KG34 | Merrick Bank, UT<br>4.100% Due 8/12/2027 | | | | 248,751.00 | 249,110.31 | 4.17 | 0.91 | 34519 | 8/12/2024 |
| 244,000 | 23204HQA9 | Customers Bank, PA<br>4.050% Due 8/13/2027 | | | | 243,975.60 | 243,935.00 | 4.05 | 0.92 | 34444 | 8/14/2024 |
| 249,000 | 523744BA7 | Lea County State Bank, NM<br>4.100% Due 8/13/2027 | | | | 248,626.50 | 249,109.46 | 4.19 | 0.92 | 12259 | 8/13/2024 |
| 247,000 | 73317AEE8 | Popular Bank, NY<br>3.700% Due 9/10/2027 | | | | 246,753.00 | 246,068.56 | 3.77 | 0.98 | 34967 | 9/10/2025 |
| 245,000 | 02007G3Q4 | Ally Bank, UT<br>3.900% Due 9/20/2027 | | | | 244,632.50 | 244,587.62 | 3.95 | 1.01 | 57803 | 9/19/2024 |
| 249,000 | 307811KJ7 | Farmers & Merchants Bank, WI<br>3.750% Due 9/27/2027 | | | | 248,626.50 | 248,175.51 | 3.83 | 1.03 | 15779 | 9/25/2024 |
| 245,000 | 320437BJ4 | 1st Guaranty Bank of Hammond, LA<br>3.750% Due 12/17/2027 | | | | 244,755.00 | 243,809.25 | 3.80 | 1.24 | 14028 | 12/19/2025 |
| 245,000 | 06051XZ54 | Bank of America NA, NC<br>3.650% Due 1/21/2028 | | | | 244,755.00 | 243,317.76 | 3.70 | 1.34 | 3510 | 1/21/2026 |
| 244,000 | 12547CAX6 | CIBC Bank USA, IL<br>4.450% Due 4/13/2028 | | | | 243,390.00 | 245,028.29 | 4.51 | 1.52 | 33306 | 4/14/2023 |
| 245,000 | 33766NBD5 | FirstBank, TN<br>3.700% Due 4/28/2028 | | | | 244,877.50 | 243,056.29 | 3.72 | 1.57 | 8663 | 10/31/2025 |
| 244,000 | 05600XQE3 | BMO Harris Bank, IL<br>4.500% Due 5/16/2028 | | | | 243,390.00 | 245,094.83 | 4.56 | 1.61 | 16571 | 5/16/2023 |
| 244,000 | 919853QS3 | Valley National Bank, NJ<br>4.150% Due 6/12/2028 | | | | 243,634.00 | 243,745.61 | 4.20 | 1.69 | 9396 | 6/10/2025 |
| 249,000 | 31925YCU4 | First Bank of The Lake, MO<br>4.150% Due 6/13/2028 | | | | 248,751.00 | 248,726.03 | 4.22 | 1.68 | 26960 | 6/13/2025 |
| 244,000 | 68405VCB3 | Optum Bank, UT<br>4.550% Due 7/10/2028 | | | | 243,512.00 | 245,287.32 | 4.61 | 1.76 | 57408 | 7/10/2024 |
| 119,000 | 70086VAU5 | Park State Bank, MN<br>4.450% Due 7/19/2028 | | | | 118,702.50 | 120,825.72 | 4.55 | 1.78 | 8851 | 7/19/2023 |
| 249,000 | 23322GY76 | DMB Community Bank, WI<br>3.850% Due 8/14/2028 | | | | 248,502.00 | 247,174.13 | 3.94 | 1.84 | 14769 | 8/12/2024 |
| 150,000 | 857894Q77 | Stearns Bank, MN<br>4.050% Due 8/14/2028 | | | | 150,000.00 | 149,426.40 | 4.05 | 1.86 | 10988 | 8/13/2024 |
| 245,000 | 33652FAR9 | 1st State Bank Irvington, KY<br>3.650% Due 9/11/2028 | | | | 244,632.50 | 242,043.81 | 3.70 | 1.90 | 12149 | 9/11/2025 |
| 249,000 | 91139LAM8 | United Roosevelt Svgs Bank, NJ<br>4.500% Due 9/12/2028 | | | | 248,377.50 | 252,676.34 | 4.60 | 1.91 | 29170 | 9/12/2023 |
| 115,000 | 88241TTK6 | Texas Exchange Bank Crowley<br>3.700% Due 10/11/2028 | | | | 114,827.50 | 113,671.65 | 3.77 | 1.99 | 20099 | 10/11/2024 |

| Quantity | Cusip | Security Description | Moody's | S&P | Call Date | Cost Basis | Market Value | Yield at Cost | Wtd Maturity | FDIC Number | Purchase Date |
|---|---|---|---|---|---|---|---|---|---|---|---|
| 243,000 | 87165F3D4 | Synchrony Bank, UT<br>5.000% Due 11/3/2028 | | | | 242,392.50 | 246,468.29 | 5.06 | 2.01 | 27314 | 11/3/2023 |
| 244,000 | 07371BVV0 | Beal Bank SSB, TX<br>4.650% Due 5/30/2029 | | | | 243,390.00 | 245,747.65 | 4.71 | 2.53 | 32574 | 6/5/2024 |
| 249,000 | 29367RND4 | Enterprise Bank, PA<br>4.600% Due 6/7/2029 | | | | 248,377.50 | 250,488.57 | 4.70 | 2.54 | 34786 | 6/7/2024 |
| 245,000 | 05612LGB2 | BMW Bank of North America, UT<br>3.650% Due 9/19/2029 | | | | 244,510.00 | 239,681.44 | 3.70 | 2.80 | 35141 | 9/19/2025 |
| 245,000 | 92512KBE2 | VersaBank, MN<br>3.800% Due 12/17/2029 | | | | 244,510.00 | 240,330.52 | 3.85 | 3.04 | 10160 | 12/17/2025 |
| 244,000 | 89235MTU5 | Toyota Financial Savings Bank, NV<br>4.100% Due 4/16/2030 | | | | 244,000.00 | 241,223.89 | 4.10 | 3.28 | 57542 | 4/16/2026 |
| 245,000 | 795451DX8 | Sallie Mae Bank, UT<br>4.050% Due 7/9/2030 | | | | 244,387.50 | 241,495.81 | 4.10 | 3.51 | 58177 | 7/10/2025 |
| 245,000 | 05584CZG4 | BNY Mellon, NA<br>3.800% Due 8/13/2030 | | | | 244,387.50 | 239,187.79 | 3.86 | 3.62 | 7946 | 8/13/2025 |
| 245,000 | 38150V4S5 | Goldman Sachs Bank USA, NY<br>3.850% Due 8/19/2030 | | | | 244,387.50 | 239,600.89 | 3.91 | 3.63 | 33124 | 8/19/2025 |
| 249,000 | 58404DYM7 | Medallion Bank, UT<br>3.650% Due 9/16/2030 | | | | 248,377.50 | 241,592.62 | 3.73 | 3.67 | 57449 | 9/17/2025 |
| 245,000 | 88413QHX9 | Third Federal Savings & Loan, OH<br>3.750% Due 9/19/2030 | | | | 244,510.00 | 238,572.74 | 3.80 | 3.65 | 30012 | 9/22/2025 |
| 245,000 | 61776NYP2 | Morgan Stanley Private Bank, NY<br>3.700% Due 9/24/2030 | | | | 244,387.50 | 238,096.19 | 3.76 | 3.66 | 34221 | 9/24/2025 |
| 245,000 | 32022WEG7 | First Federal Bank, FL<br>3.800% Due 10/17/2030 | | | | 245,000.00 | 238,904.45 | 3.83 | 3.73 | 31313 | 10/17/2025 |
| 249,000 | 09776DAZ7 | BOM Bank, LA<br>3.650% Due 10/24/2030 | | | | 248,502.00 | 241,369.12 | 3.72 | 3.76 | 1373 | 10/24/2025 |
| 249,000 | 45780PDK8 | Institution for Savings, MA<br>3.650% Due 10/28/2030 | | | | 248,377.50 | 241,345.62 | 3.73 | 3.77 | 90250 | 10/28/2025 |
| 249,000 | 90355GB47 | UBS Bank USA, UT<br>3.900% Due 11/26/2030 | | | | 248,377.50 | 243,576.88 | 3.99 | 3.82 | 57565 | 11/26/2025 |
| 249,000 | 32110YW27 | First National Bank of America, MI<br>3.650% Due 12/16/2030 | | | | 248,377.50 | 241,060.21 | 3.73 | 3.88 | 17438 | 12/15/2025 |
| | Accrued Interest | | | | | | 76,973.90 | | | | |
| | | | | | | **11,447,375.70** | **11,466,809.47** | **4.16** | **1.91** | | |
| **COMMERCIAL PAPERS** | | | | | | | | | | | |
| 1,000,000 | 89119BM86 | TD Bank<br>0.000% Due 12/8/2026 | P-1 | A-1+ | | 974,241.11 | 989,220.00 | 3.98 | 0.27 | | 4/13/2026 |
| 1,000,000 | 89119BME3 | TD Bank<br>0.000% Due 12/14/2026 | P-1 | A-1+ | | 974,025.56 | 988,511.70 | 3.98 | 0.29 | | 4/17/2026 |
| 1,000,000 | 06054PMJ2 | Bank of America<br>0.000% Due 12/18/2026 | | A-1 | | 970,592.20 | 987,917.10 | 4.10 | 0.30 | | 3/27/2026 |
| 540,000 | 78009BMJ8 | RBC<br>0.000% Due 12/18/2026 | P-1 | A-1+ | | 523,960.21 | 533,533.01 | 4.11 | 0.30 | | 3/25/2026 |

| Quantity | Cusip | Security Description | Moody's | S&P | Call Date | Cost Basis | Market Value | Yield at Cost | Wtd Maturity | FDIC Number | Purchase Date |
|---|---|---|---|---|---|---|---|---|---|---|---|
| 500,000 | 78013WMP2 | RBC<br>0.000% Due 12/23/2026 | P-1 | A-1+ | | 485,203.71 | 493,726.85 | 4.11 | 0.31 | | 3/31/2026 |
| 1,000,000 | 89119BMP8 | TD Bank<br>0.000% Due 12/23/2026 | P-1 | A-1+ | | 970,594.40 | 987,437.50 | 4.07 | 0.31 | | 3/30/2026 |
| 370,000 | 63873KN86 | Natixis NY<br>0.000% Due 1/8/2027 | P-1 | A-1 | | 359,162.27 | 364,702.08 | 4.04 | 0.36 | | 4/14/2026 |
| 600,000 | 62479MNC3 | MUFG Bank<br>0.000% Due 1/12/2027 | P-1 | A-1 | | 582,734.00 | 591,105.06 | 3.99 | 0.37 | | 4/20/2026 |
| 1,000,000 | 06054PNN2 | Bank of America<br>0.000% Due 1/22/2027 | | A-1 | | 976,825.00 | 983,728.00 | 4.15 | 0.39 | | 6/30/2026 |
| 2,000,000 | 63307MNU9 | National Bank CDA<br>0.000% Due 1/28/2027 | P-1 | A-1 | | 1,944,314.99 | 1,966,500.00 | 3.98 | 0.41 | | 5/14/2026 |
| 170,000 | 06054PQV1 | Bank of America<br>0.000% Due 3/29/2027 | | A-1 | | 165,231.55 | 165,838.30 | 4.31 | 0.57 | | 7/31/2026 |
| 250,000 | 13608BS47 | CIBC<br>0.000% Due 5/4/2027 | P-1 | A-1 | | 242,331.24 | 242,916.23 | 4.22 | 0.66 | | 8/7/2026 |
| 270,000 | 06054PSA5 | Bank of America<br>0.000% Due 5/10/2027 | | A-1 | | 261,616.50 | 261,952.38 | 4.27 | 0.68 | | 8/13/2026 |
| | Accrued Interest | | | | | | 0.00 | | | | |
| | | | | | | **9,430,832.74** | **9,557,088.21** | **4.06** | **0.36** | | |
| **MONEY MARKET FUNDS** | | | | | | | | | | | |
| | USBMMF | First American Treasury Obligations Fund | | | | 94,727.72 | 94,727.72 | 3.56 | 0.00 | | |
| | | | | | | **94,727.72** | **94,727.72** | **3.56** | **0.00** | | |
| **Total Portfolio** | | | | | | **57,810,110.69** | **57,895,865.59** | **4.10** | **2.55** | | |

# Disclaimer & Terms

8/31/2026

Monthly Investment Report Disclosures:

This report is provided by RedTree Investment Group, a Registered Investment Adviser with the SEC, solely for informational purposes and is intended for use by the account holder(s) listed.

The valuations and performance shown in this report may differ from those provided by the custodian due to differences in pricing sources, the timing of data reconciliation, and the treatment of accruals or cash flows. We encourage you to compare this report with your custodial statement.

Advisory fees are charged based on the terms outlined in your Investment Advisory Agreement. Fees may be calculated as a percentage of assets under management and may be deducted directly from your account(s) at the custodian. Please refer to your agreement and your custodial statements for fee details.

This report may include hypothetical assumptions or forward-looking illustrations regarding the income, yield, or future value of fixed income securities currently held in your portfolio. These projections are for illustrative purposes only and should not be interpreted as guarantees or predictions of actual results.

Fixed income securities, including corporate, municipal, and other debt instruments, are subject to the risk that the issuer may default on interest or principal payments. In such cases, the bondholder may lose some or all of their invested principal. Hypothetical models typically assume full and timely payment of all interest and principal, which may not reflect actual outcomes in the event of issuer distress or default.

If you have questions about this report or your financial situation has changed, please call 888.596.2293 or email info@redtreeinv.com.

## Monthly Activity Summary

| | Since 8/1/2026 |
|---|---|
| **Beginning Book Value** | **114,493.67** |
| Contributions | 0.00 |
| Withdrawals | 0.00 |
| Prior Month Custody Fees | -0.55 |
| Realized Gains/Losses | 0.00 |
| Gross Interest Earnings | 354.82 |
| **Ending Book Value** | **114,847.94** |

## Portfolio Allocation as of 8/31/2026

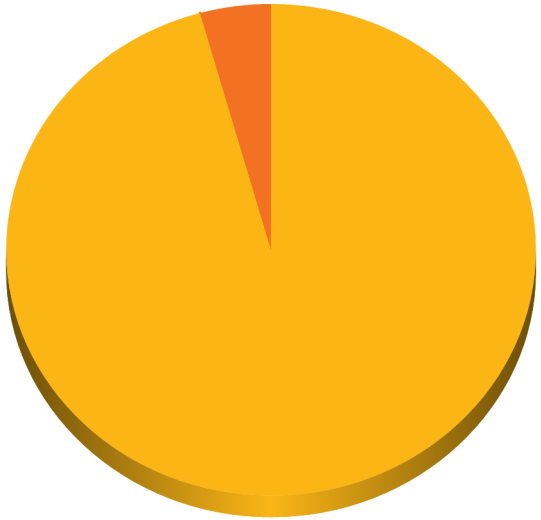

## Distribution by Maturity

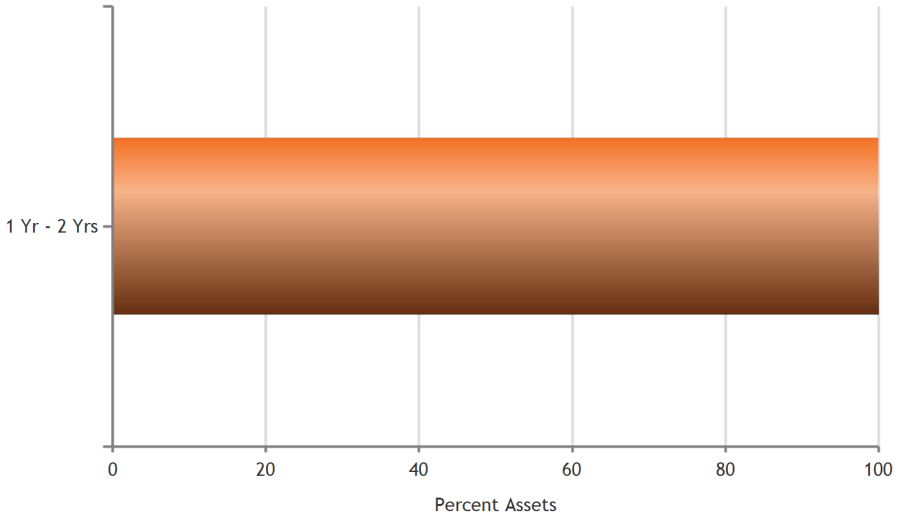


## Allocation Information

| Security Type | Market Value | % Assets | Yield | WAM |
|---|---|---|---|---|
| CERTIFICATES OF DEPOSIT | 109,758.18 | 95.7 | 3.73 | 1.16 |
| MONEY MARKET FUNDS | 4,957.94 | 4.3 | 3.56 | 0.00 |
| **Total** | **114,716.12** | **100.0** | **3.72** | **1.11** |

# Estimated Gross Income Projection

9/1/2026 - 8/31/2027

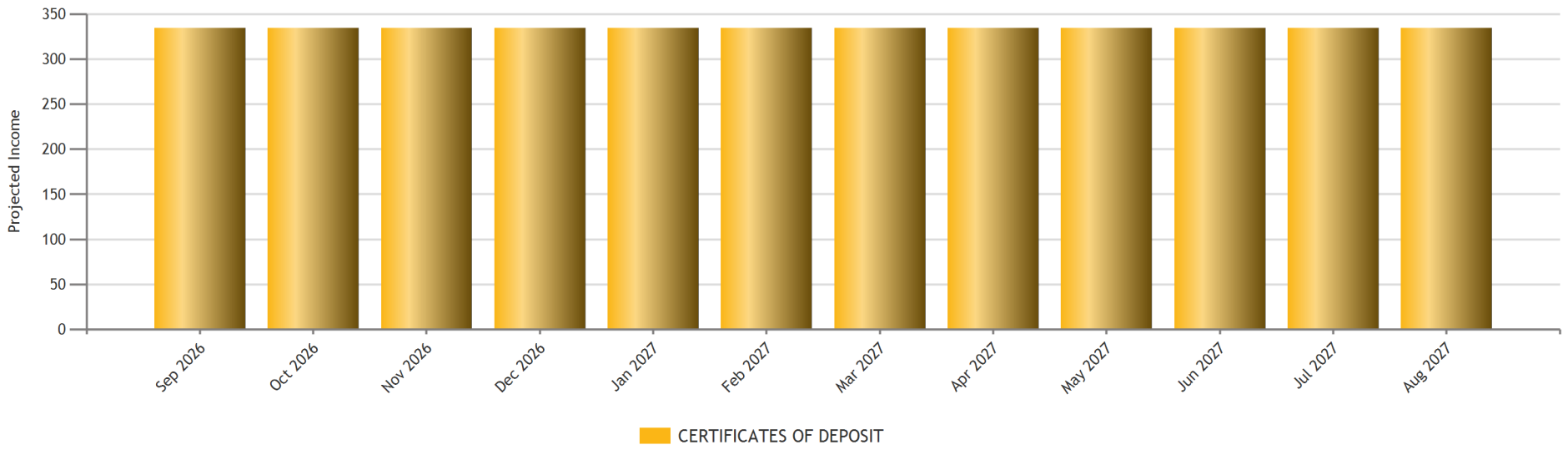


| | | Sep 2026 | Oct 2026 | Nov 2026 | Dec 2026 | Jan 2027 | Feb 2027 | Mar 2027 | Apr 2027 | May 2027 | Jun 2027 | Jul 2027 | Aug 2027 |
|---|---|---|---|---|---|---|---|---|---|---|---|---|---|
| CERTIFICATES OF DEPOSIT | | 335 | 335 | 335 | 335 | 335 | 335 | 335 | 335 | 335 | 335 | 335 | 335 |
| **Total** | | **335** | **335** | **335** | **335** | **335** | **335** | **335** | **335** | **335** | **335** | **335** | **335** |
| **Grand Total** | **4,015** | | | | | | | | | | | | |

# Gross Monthly Income

Negative Amounts Represent Paid Accrued Interest
8/1/2026 - 8/31/2026

| Pay-Date | CUSIP | Security | Amount |
|---|---|---|---|
| **CERTIFICATES OF DEPOSIT** | | | |
| 8/3/2026 | 5380366A7 | Live Oak Banking Co, NC 3.650% Due 11/15/2027 | 341.00 |
| | | | **341.00** |
| **MONEY MARKET FUNDS** | | | |
| 8/3/2026 | USBMMF | First American Treasury Obligations Fund | 13.82 |
| | | | **13.82** |
| **TOTAL INCOME** | | | **354.82** |

# Realized Gains and Losses

8/1/2026 - 8/31/2026

| Purchase Date | Close Date | Quantity | CUSIP | Security | Cost Basis | Proceeds | Total Gain/Loss |
|---|---|---|---|---|---|---|---|
| | | | | | | | 0.00 |
| **Total Gains** | | | | | | | **0.00** |
| **Total Losses** | | | | | | | **0.00** |
| **Total** | | | | | **0.00** | **0.00** | **0.00** |

| Quantity | Cusip | Security Description | Moody's | S&P | Call Date | Cost Basis | Market Value | Yield at Cost | Wtd Maturity | FDIC Number | Purchase Date |
|---|---|---|---|---|---|---|---|---|---|---|---|
| **CERTIFICATES OF DEPOSIT** | | | | | | | | | | | |
| 110,000 | 5380366A7 | Live Oak Banking Co, NC 3.650% Due 11/15/2027 | | | | 109,890.00 | 109,417.18 | 3.73 | 1.16 | 58665 | 11/14/2025 |
| | Accrued Interest | | | | | | 341.00 | | | | |
| | | | | | | **109,890.00** | **109,758.18** | **3.73** | **1.16** | | |
| **MONEY MARKET FUNDS** | | | | | | | | | | | |
| | USBMMF | First American Treasury Obligations Fund | | | | 4,957.94 | 4,957.94 | 3.56 | 0.00 | | |
| | | | | | | **4,957.94** | **4,957.94** | **3.56** | **0.00** | | |
| **Total Portfolio** | | | | | | **114,847.94** | **114,716.12** | **3.72** | **1.11** | | |

# Disclaimer & Terms

8/31/2026

Monthly Investment Report Disclosures:

This report is provided by RedTree Investment Group, a Registered Investment Adviser with the SEC, solely for informational purposes and is intended for use by the account holder(s) listed.

The valuations and performance shown in this report may differ from those provided by the custodian due to differences in pricing sources, the timing of data reconciliation, and the treatment of accruals or cash flows. We encourage you to compare this report with your custodial statement.

Advisory fees are charged based on the terms outlined in your Investment Advisory Agreement. Fees may be calculated as a percentage of assets under management and may be deducted directly from your account(s) at the custodian. Please refer to your agreement and your custodial statements for fee details.

This report may include hypothetical assumptions or forward-looking illustrations regarding the income, yield, or future value of fixed income securities currently held in your portfolio. These projections are for illustrative purposes only and should not be interpreted as guarantees or predictions of actual results.

Fixed income securities, including corporate, municipal, and other debt instruments, are subject to the risk that the issuer may default on interest or principal payments. In such cases, the bondholder may lose some or all of their invested principal. Hypothetical models typically assume full and timely payment of all interest and principal, which may not reflect actual outcomes in the event of issuer distress or default.

If you have questions about this report or your financial situation has changed, please call 888.596.2293 or email info@redtreeinv.com.