Board Adopted - Received 8/7/26

LCFF Budget Overview for Parents

Local Educational Agency (LEA) Name: Borrego Springs Unified School District
CDS Code: 37-679830000000
School Year: 2026-27
LEA contact information:
Mark Stevens
Superintendent
mstevens@bsusd.net
(750)767-5357

School districts receive funding from different sources: state funds under the Local Control Funding Formula (LCFF), other state funds, local funds, and federal funds. LCFF funds include a base level of funding for all LEAs and extra funding - called "supplemental and concentration" grants - to LEAs based on the enrollment of high needs students (Foster Youth, English learners, and low-income students).

Budget Overview for the 2026-27 School Year

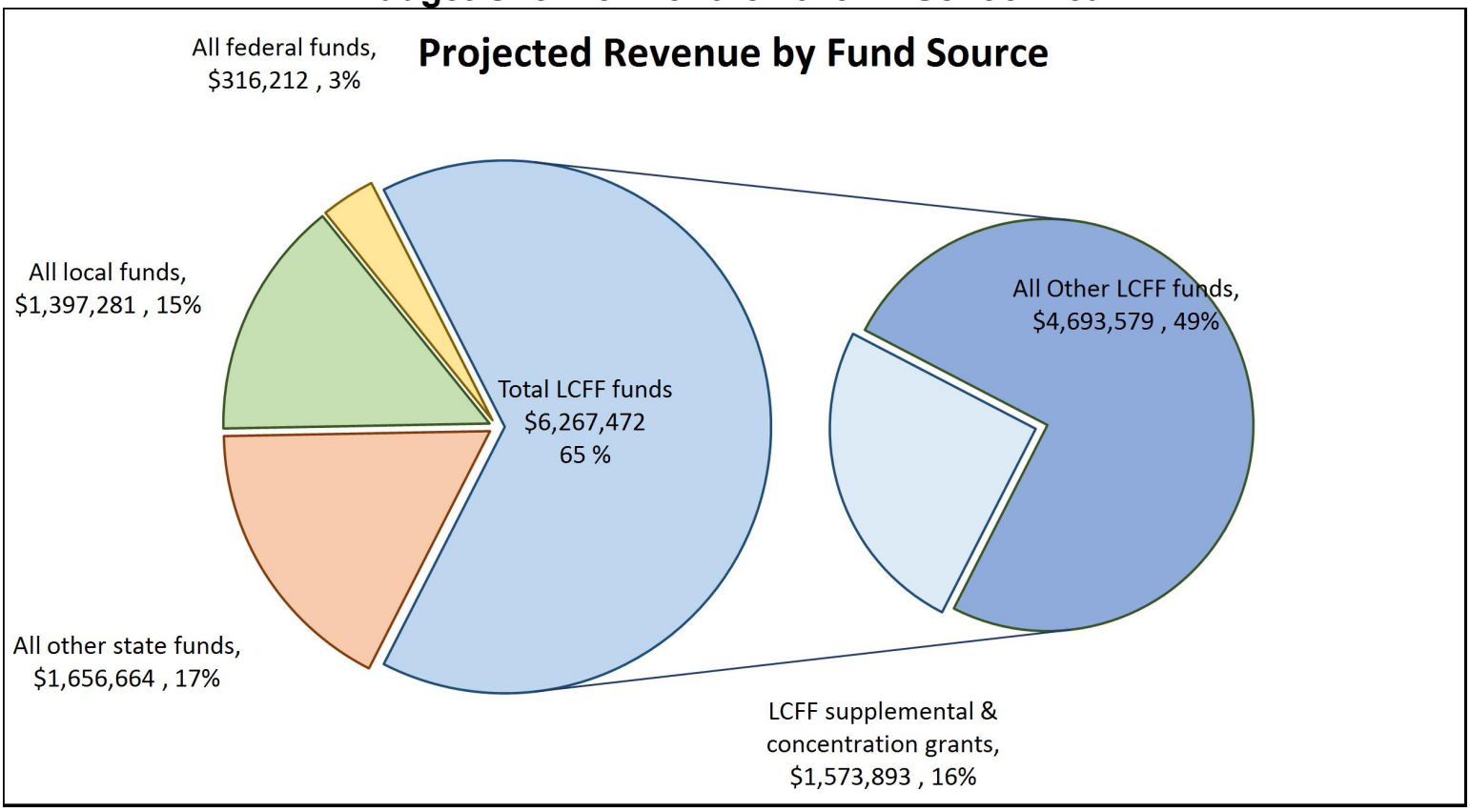

This chart shows the total general purpose revenue Borrego Springs Unified School District expects to receive in the coming year from all sources.

The text description for the above chart is as follows: The total revenue projected for Borrego Springs Unified School District is $9,637,629, of which $6,267,472.00 is Local Control Funding Formula (LCFF), $1,656,664 is other state funds, $1,397,281 is local funds, and $316,212 is federal funds. Of the $6,267,472.00 in LCFF Funds, $1,573,893 is generated based on the enrollment of high needs students (Foster Youth, English learner, and low-income students).

LCFF Budget Overview for Parents

The LCFF gives school districts more flexibility in deciding how to use state funds. In exchange, school districts must work with parents, educators, students, and the community to develop a Local Control and Accountability Plan (LCAP) that shows how they will use these funds to serve students.

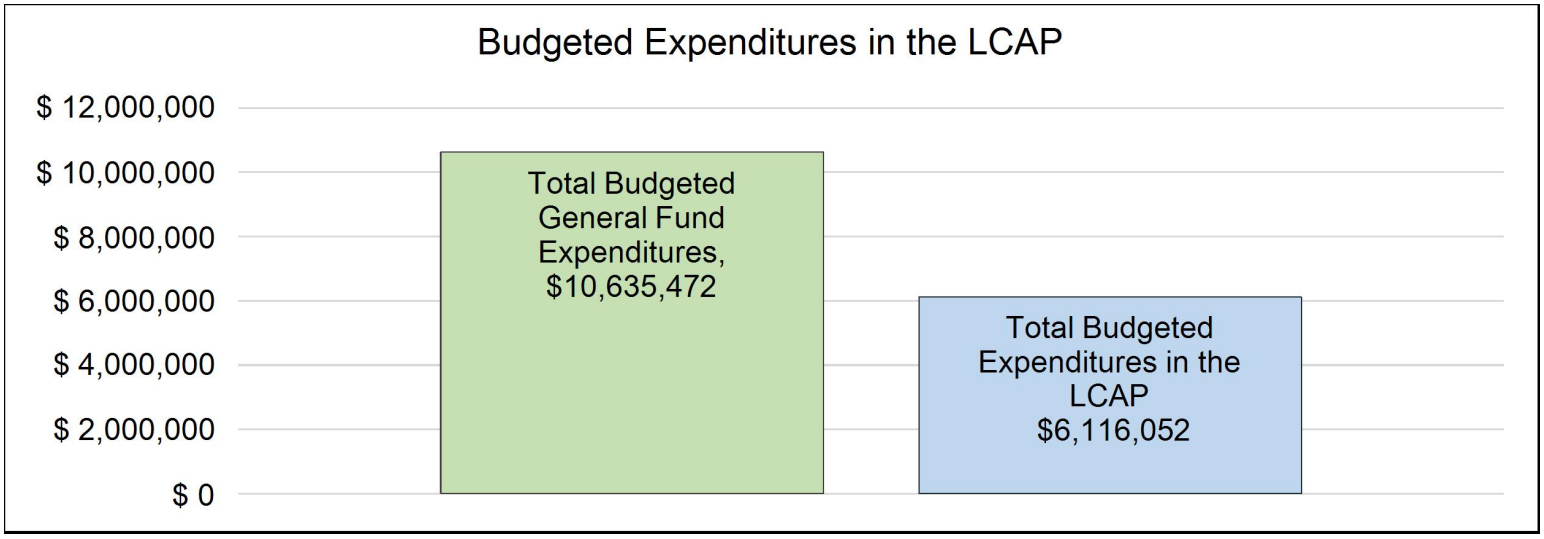

This chart provides a quick summary of how much Borrego Springs Unified School District plans to spend for 2026-27. It shows how much of the total is tied to planned actions and services in the LCAP.

The text description of the above chart is as follows: Borrego Springs Unified School District plans to spend $10,635,472 for the 2026-27 school year. Of that amount, $6,116,052 is tied to actions/services in the LCAP and $4,519,420 is not included in the LCAP. The budgeted expenditures that are not included in the LCAP will be used for the following:

Funds not included in the LCAP will be used for operational expenses, future salaries, economic uncertainty and unforeseen expenses that arise.

Increased or Improved Services for High Needs Students in the LCAP for the 2026-27 School Year

In 2026-27, Borrego Springs Unified School District is projecting it will receive $1,573,893 based on the enrollment of Foster Youth, English learner, and low-income students. Borrego Springs Unified School District must describe how it intends to increase or improve services for high needs students in the LCAP. Borrego Springs Unified School District plans to spend $1,573,895 towards meeting this requirement, as described in the LCAP.

In addition to the actions included in the LCAP, the District uses Community Schools, ELO-P, and other categorical funding sources to provide additional academic supports. These services provide additional support for unduplicated pupils and help ensure the District continues to improve outcomes for high needs students.

LCFF Budget Overview for Parents

Update on Increased or Improved Services for High Needs Students in 2025-26

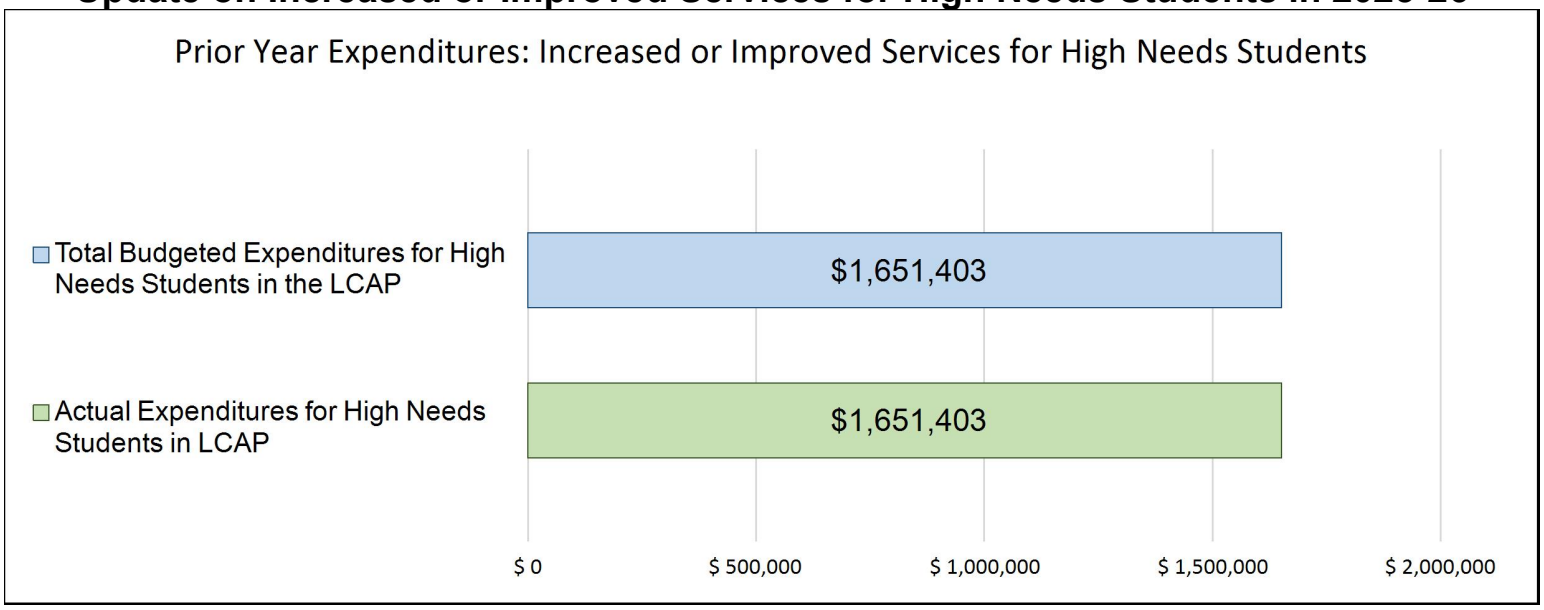

This chart compares what Borrego Springs Unified School District budgeted last year in the LCAP for actions and services that contribute to increasing or improving services for high needs students with what Borrego Springs Unified School District estimates it has spent on actions and services that contribute to increasing or improving services for high needs students in the current year.

The text description of the above chart is as follows: In 2025-26, Borrego Springs Unified School District's LCAP budgeted $1,651,403 for planned actions to increase or improve services for high needs students. Borrego Springs Unified School District actually spent $1,651,403 for actions to increase or improve services for high needs students in 2025-26.

Local Control and Accountability Plan

The instructions for completing the Local Control and Accountability Plan (LCAP) follow the template.

Local Educational Agency (LEA) Name	Contact Name and Title	Email and Phone
Borrego Springs Unified School District	Mark Stevens Superintendent	mstevens@bsusd.net (750)767-5357

Plan Summary [2026-27]

General Information

A description of the LEA, its schools, and its students in grades transitional kindergarten–12, as applicable to the LEA. LEAs may also provide information about their strategic plan, vision, etc.

The community of Borrego Springs is located 80 miles northeast of San Diego and is isolated by the surrounding mountains and 600,000 acres of the Anza-Borrego Desert State Park. Borrego Springs Unified School District serves students in preschool through twelfth grade. The District's key demographics in 2025-2026 include: 88% of students qualify for Free/Reduced lunch, 35% of students are English Learners, and 14% of all students qualify for special education services. The Ethnic breakdown of students in Borrego Springs is roughly 86% Hispanic, 9% White, and 5% other. The high school features core academic classes, art, advanced placement (AP) courses, college concurrent and dual enrollment, and CTE pathways. The elementary school offers a robust curriculum with supplemental enrichment classes.

The educational community of Borrego Springs includes parents, students, and staff who work together in a generous community to help all of our students achieve. The District's core goals are outlined in the mission/vision statement:
"We are Borrego Springs Unified School District. As a small school and caring community, we work together to provide every single student a diverse and academically rich education. We aspire to produce graduates who have their own visions for the future, armed with strong values and the tools for success in college, career, family and community life."

Reflections: Annual Performance

A reflection on annual performance based on a review of the California School Dashboard (Dashboard) and local data.

Concerns as expressed on the 2023 Dashboard include the following areas: Districtwide suspension rates (including EL, HI, SED, WH), Districtwide English Learner progress in ELA, ELPI, and Math, Middle school math scores (including for EL, HI & SED). Based on a review

of the 2025 California School Dashboard and local assessment data, Borrego Springs Unified School District demonstrated measurable growth in several key academic indicators compared to the previous year. Most notably, English Language Arts (ELA) performance increased from 24.29% to 30.94%, reflecting a meaningful gain in student achievement. Mathematics performance also showed improvement, rising from 15.08% to 16.39%.

In addition, progress for English Learners improved significantly, with the English Learner Progress Indicator (ELPI) increasing by 14.7%. College and Career Readiness also saw growth, increasing to 6.7%, indicating early positive movement in preparing students for postsecondary success.

While these gains represent important progress, overall performance levels indicate that continued focus is needed, particularly in mathematics and in closing achievement gaps among student groups. Areas previously identified as concerns including suspension rates, English Learner performance in ELA and math, remain priorities for ongoing improvement efforts.

The district continues to implement targeted supports in mathematics instruction and English language development, alongside expanded professional development focused on effective instructional strategies for English Learners. Ongoing collaboration with the County Office of Education through technical assistance remains a critical component of the district's continuous improvement efforts. These actions are intended to build on current progress and accelerate student achievement outcomes in the 2025–26 school year.

Learning Recovery Emergency Block Grant (LREBG) funds continue to be expended to support student learning recovery efforts. The District anticipates fully expending the remaining LREBG funds by the end of the 2026–2027 school year. While the District originally planned to fully expend these funds during the 2024–2025 school year, other available funding sources were prioritized and utilized first, allowing the District to extend the use of LREBG funds over a longer period. LREBG funds will be used to extend the school day (Goal 1, Action 1.1), and to provide additional resources for the extended year program (Goal 3, Action 3.3). Supporting additional time and resources for students in instructionally rich environments will contribute to the goals of learning recovery.

Reflections: Technical Assistance

As applicable, a summary of the work underway as part of technical assistance.

The district is receiving technical assistance for the 2025–2026 school year due to low performance in English Language Arts and Mathematics for Long-Term English Learners (LTELs), as well as elevated student suspension rates. The San Diego County Office of Education (SDCOE) Differentiated Assistance (DA) team is supporting the district through collaborative data analysis, strategic planning, and targeted actions to improve outcomes for English Learners.

With Additional Targeted Support and Improvement (ATSI) designation at both the elementary and middle school levels, district administration is working closely with the DA coach to align site and district improvement efforts. SDCOE has provided professional development, co-teaching opportunities, and reflective dialogue to strengthen instructional practices.

The district has also implemented English Learner shadowing protocols with the assistance of the DA Coach to increase awareness of student engagement and academic discourse. Additionally, teachers and staff are continuing GLAD training to strengthen instructional strategies for English Learners.

To further support mathematics achievement, the district partnered with Math Transformations to provide professional development focused on academic language, precision, curriculum design, and co-teaching practices.

Comprehensive Support and Improvement

An LEA with a school or schools eligible for comprehensive support and improvement must respond to the following prompts.

Schools Identified

A list of the schools in the LEA that are eligible for comprehensive support and improvement.

NA

Support for Identified Schools

A description of how the LEA has or will support its eligible schools in developing comprehensive support and improvement plans.

NA

Monitoring and Evaluating Effectiveness

A description of how the LEA will monitor and evaluate the plan to support student and school improvement.

NA

Engaging Educational Partners

A summary of the process used to engage educational partners in the development of the LCAP.

School districts and county offices of education must, at a minimum, consult with teachers, principals, administrators, other school personnel, local bargaining units, parents, and students in the development of the LCAP.

Charter schools must, at a minimum, consult with teachers, principals, administrators, other school personnel, parents, and students in the development of the LCAP.

An LEA receiving Equity Multiplier funds must also consult with educational partners at schools generating Equity Multiplier funds in the development of the LCAP, specifically, in the development of the required focus goal for each applicable school.

Educational Partner(s)	Process for Engagement
The following Educational Partners were identified and consulted as part of the development of the LCAP: • Parents • Students • Teachers • Administration, including principals • School support staff • Collective bargaining units Borrego Springs Education Association and Classified School Employee Association • Parent Advisory Committee • English Language Parent Advisory Committee • School Site Councils • SELPA Administrator	Borrego Springs Unified School District values collaboration and consultation with all educational partners within the district and the community, and believes that the input of many voices will lead to systemic improvements that will improve the education and outcomes for all students. This is something BSUSD wants to build on now and for the future, soliciting input from teachers, classified staff, administrators, students, parents and the community. Based on input from our educational partners, we annually update our engagement process based on learnings from the prior year and feedback received. For this year's process, we: • Conducted a communications campaign to promote participation in parent advisory committees. Families were sent text messages and emails through the student information portal. Additionally, the community was notified through the district's Facebook page • Held "Coffee with the Principal" at the elementary school throughout the year to provide educational partners with an opportunity to provide school leadership with input that informs the LCAP development process • Surveyed staff, families, and students separately at each school site to request input related to student needs, possible actions to address needs, and potential updates to the LCAP

Educational Partner(s)	Process for Engagement
	• Conducted input gathering sessions at each school site during staff meetings to review and analyze local and state-level data, determine root causes, understand site-level needs, as well as options to address needs • Collected input from families and community members related to student needs and how they might be addressed at the local food bank • Met with local bargaining units to request feedback to inform the LCAP development • Met with the SELPA administrator and the district Special Education team to determine that specific actions for students with disabilities (SWDs) are included in the LCAP. • Presented the LCAP to the Parent Advisory Committee and the English Learner Parent Advisory Committee. • Posted the LCAP for public comment prior to public hearing • Held a public hearing to solicit the recommendations and comments of members of the public regarding the specific actions and expenditures proposed to be included in the LCAP • Adopted the LCAP and Budget at the board meeting and reported local indicator data as a non-consent item • Posted the adopted LCAP prominently on our district web page • Conducted LCAP meetings with administrators to collaboratively monitor and support LCAP implementation, review data, and identify potential adjustments to actions being provided The following events were part of the LCAP development process during 2025-2026, and included sharing information and/or asking for input: • Certificated bargaining unit input: 05/18/26 • Classified bargaining unit input: 05/18/26 • LCAP Stakeholder meeting - Parents (includes Parents of Foster Youth, Unduplicated, Special Education, and community members). 05/18/26 • DELAC meetings: 06/05/26

Educational Partner(s)	Process for Engagement
	• Site Council meetings - school site parents, certificated and classified staff, principal, and students: 09/29/25, 10/27/25, 11/17/25, 01/26/26, 02/23/26, 03/23/26, 04/27/26, 05/18/26, 06/1/26 • SELPA input: 06/10/26 • Student Voice - Survey to all students grades 3 - 12; LCAP survey- 05/18/26, School Climate survey - 03/09/26 • School Climate Survey sent to parents: 03/09/26 • School Survey sent to staff: 03/09/26 • Board Public Hearing - June 24, 2026
	Throughout the many educational partner events the following themes came up: Parent/Community Survey - main themes • 82% of parents agree they participated more in their children's education this year. • 91% of parents believe that students are engaged • 100% of parents agree that the school has a positive climate • 100% agree that we have safe schools • 91% of parents agree their students are prepared for college or career • Parents want clearer and timely communication from staff and administration -Continued parent activities on campus -Have highly qualified teachers and support staff on campus -Improved academic rigor Staff survey - main themes • 85.3% of staff who responded feel valued • 88.2% of staff who responded say that we have a positive climate • 94.1% of staff say that we have safe schools -Articulate expectations more frequently for students and families -Lack of student academic commitment -Add Class dojo for Middle/High School -Better Communication

Educational Partner(s)	Process for Engagement
	-Elementary campus upgrades for safety- student bathrooms and concrete -Over use of technology Student survey - main themes: • 61.4% of high school students feel prepared for college or career • 21.1% of students say they don't participate in class • Students requested more feedback on assignments from teachers • Students in Middle and High school want more options of classes to take including CTE and career preparation -Students asked for more supportive, respectful, and responsive teachers. -More shade outside -More administration visits in classrooms -Remove yonder Pouches

A description of how the adopted LCAP was influenced by the feedback provided by educational partners.

The LCAP was updated this year to include feedback as provided by students, community members, and staff. Students, parents, and staff all want stronger academic programs and more support for learning. Clear communication and meaningful family engagement are widely seen as areas needing improvement. There is a shared call to hire and retain high-quality teachers and staff. Across all groups, improving the student experience—through better food, more activities, and a positive school climate—is a clear priority. Goal 1, Action 1.1-1 of keeping highly qualified teachers, and goal 2, action 2.3-2 of providing nutritious meals are in direct response to educational partner meetings and survey feedback.

Goals and Actions

Goal

Goal #	Description	Type of Goal
1	Focus on improving student achievement for all students. Specific focus on ELL and low socioeconomic students in ELA and Math.	Broad Goal

State Priorities addressed by this goal.

Priority 1: Basic (Conditions of Learning)
Priority 2: State Standards (Conditions of Learning)
Priority 4: Pupil Achievement (Pupil Outcomes)
Priority 5: Pupil Engagement (Engagement)
Priority 7: Course Access (Conditions of Learning)
Priority 8: Other Pupil Outcomes (Pupil Outcomes)

An explanation of why the LEA has developed this goal.

Part of our Mission in Borrego Springs is to provide every single student a diverse and academically rich education. While our graduation rate is 90.6%, in other measures our students are not being as successful. We want to improve academic success for all students, with a special focus on Math, where only 15.08% met or exceeded standard, and our EL and low SES students who scored even lower.

Measuring and Reporting Results

Metric #	Metric	Baseline	Year 1 Outcome	Year 2 Outcome	Target for Year 3 Outcome	Current Difference from Baseline
1.1	Increase CAASPP scores	From 2023 CAASPP ELA - 28.94% met or exceeded Math - 15.03% met or exceeded	2024 CAASPP ELA - 24.29% met or exceeded Math - 15.08% met or exceeded	2025 CAASPP ELA- 30.94% met or exceeded Math- 16.39% met or exceeded	ELA - 50% met or exceeded Math - 30% met or exceeded	ELA - 2% over Math - 1.36% over
1.2	Improve results on the California Science Test (CAST)	2023 - 13.48% met or Exceeded	2024 - 19.77% Met or exceeded	2025- 22.79 % met or exceeded	28% met or Exceeded	9.31% over baseline
1.3	The percentage of graduates meeting A-G requirements will increase.	2023- 35.3% met A-G	2024 - 48.3%	2025- 53.3%	45% met A-G	Goal Met - 18% over

Metric #	Metric	Baseline	Year 1 Outcome	Year 2 Outcome	Target for Year 3 Outcome	Current Difference from Baseline
1.4	Access to a Broad Course of Study, as measured by Local Indicator Reflection.	100% of students have access to a Broad Course of Study, including programs and services for unduplicated students and students with exceptional needs.	100% of students have access to a Broad Course of Study, including programs and services for unduplicated students and students with exceptional needs.	100% of students have access to a Broad Course of Study, including programs and services for unduplicated students and students with exceptional needs.	100% of students	Goal Met - 100%
1.5	Advanced Placement pass rate	2023- 18% of the students who took AP tests passed with a 3 or better	2024- 20% of the students who took AP tests passed with a 3 or better	2025- 15%	20% of the students who took AP tests passed with a 3 or better	Goal Met - 3% below baseline
1.6	Percentage of Grade 11 students who demonstrate college preparedness (are conditionally ready) through the CSU Early Assessment Program (College Ready or Conditionally Ready). Students earning SBAC of 3 or 4.	2023 CAASPP scores ELA - 66.67% met or exceeded Math - 36.67% met or exceeded	2024 CAASPP scores ELA - 37.5 % met or exceeded Math - 29.19% met or exceeded	2025- CAASPP Scores ELA- 22.73% met or exceeded Math- 17.39% met or exceeded	ELA - Maintain 60% met or exceeded Math - Maintain 40% met or exceeded	ELA - 43.94 under baseline Math- 19.28 under baseline
1.7	Graduation Rate will increase	2023- 85.3%	2024 - 90.6%	2025- 92.9%	Maintain above 80%	Goal Met - 7.6% above
1.8	English Learners making progress as measured by the ELPAC	2023- 44% making progress toward English proficiency	2024 - 36.8% making progress toward English proficiency	2025- 51.5% making progress toward English Proficiency	60% making progress toward English Proficiency	7.5% over baseline
1.9	Maintain a two-year average reclassification rate equal to or above new identification rates.	Reclassification rate = 8% Newcomer rate = 3.6%	2024 Reclassification rate = 5.4%	2025 Reclassification rate = 8.1%	Maintain	Goal Met

Metric #	Metric	Baseline	Year 1 Outcome	Year 2 Outcome	Target for Year 3 Outcome	Current Difference from Baseline
			Newcomer rate = 1.5%	Newcomer rate = 2.7%		
1.10	Decrease the percentage of students classified as Long-term English Learners	2023- 26.6% (6+ years)	2024 - 32.5% (6+ years)	2025 - 23.5%	15% (6+ years)	3.1% below
1.11	Appropriately assigned and fully credentialed teachers	100%	100%	100% (TAMO data 49.3%)	100%	Goal Met
1.12	Implementation of California State Standards, and access to aligned instructional materials, including for ELs, as measured by a positive annual resolution of sufficiency.	The Annual Board Resolution of Sufficiency for 2023-24 was positive.	The Annual Board Resolution of Sufficiency for 2024-2025 was positive.	The Annual Board Resolution of Sufficiency for 2025-26 was positive.	Maintain positive	Goal Met
1.13	Percentage of seniors who complete a CTE/ROP career pathway.	2023- 59%	2024- 45%	2025-53.3%	100%	5.7 below
1.14	Met UC/CSU Requirements AND Completed at Least One CTE Pathway	2023 - 11.8%	2024 - 36.36%	2025- 53.6%	20%	41.8% above baseline

Goal Analysis [2025-26]

An analysis of how this goal was carried out in the previous year.

A description of overall implementation, including any substantive differences in planned actions and actual implementation of these actions, and any relevant challenges and successes experienced with implementation.

There were no substantive differences between the planned actions and the implementation of Goal 1. The district continued to successfully implement the actions designed to improve student achievement, including recruiting and retaining highly qualified staff, providing ongoing professional development, and strengthening interventions in writing, mathematics, and reading for English Learners, Foster Youth, and low-income students. As these programs have matured, implementation has become more consistent and effective, with continued refinement based on student needs and staff feedback. Professional development remained a priority, including onboarding and training for new staff to

ensure consistent instructional practices across the district. The district also continued to support academic and career readiness through instructional aide support, educational software, career pathways, learning labs, and literacy initiatives across grade levels. English Learner supports, career literacy, and CTE programs continued to expand and improve, demonstrating strong alignment with district priorities and the evolving needs of students.

An explanation of material differences between Budgeted Expenditures and Estimated Actual Expenditures and/or Planned Percentages of Improved Services and Estimated Actual Percentages of Improved Services.

There were no material differences in 2025-26 for goal 1 actions.

A description of the effectiveness or ineffectiveness of the specific actions to date in making progress toward the goal.

The district's efforts to recruit, hire, and retain qualified staff have been effective, as evidenced by 100% of teachers being appropriately credentialed and assigned (Metric 1.11; Actions 1.1, 1.2). Class size targets and instructional material sufficiency were also maintained (Metric 1.12; Action 1.1), providing a stable foundation for instruction.

Targeted supports for student groups showed positive impact. English Learner progress increased to 51.5% (7.1% above baseline), and the percentage of Long-Term English Learners decreased to 23.5% (3.1% below baseline), indicating that supplemental services and interventions are yielding results (Metrics 1.8, 1.10; Actions 1.2, 1.3).

However, overall academic achievement outcomes show limited effectiveness. CAASPP results reflect only modest gains, with ELA at 30.94% and math at 16.39%, both well below district goals. Additionally, 11th grade college readiness declined significantly, with ELA and math far below baseline, indicating that current instructional strategies are not yet producing desired outcomes at the secondary level (Metrics 1.1, 1.6; Actions 1.2, 1.3).

In contrast, college and career readiness indicators improved significantly. A-G completion (53.3%), graduation rate (92.9%), and students completing both A-G and a CTE pathway (53.6%) all exceeded targets, demonstrating strong implementation of programs supporting postsecondary readiness (Metrics 1.3, 1.7, 1.13, 1.14; Action 1.3).

Overall, while foundational systems and targeted supports are effective, academic achievement outcomes—particularly in CAASPP performance and college readiness—indicate a continued need to strengthen core instruction and intervention strategies (Metrics 1.1, 1.6; Actions 1.2, 1.3).

A description of any changes made to the planned goal, metrics, target outcomes, or actions for the coming year that resulted from reflections on prior practice.

Based on reflections from the Year 2 outcomes, the district is continuing to intensifysupports including expanding targeted ELD instruction, increasing professional development focused on literacy strategies for ELs, and implementing more rigorous progress monitoring systems.

A report of the Total Estimated Actual Expenditures for last year's actions may be found in the Annual Update Table. A report of the Estimated Actual Percentages of Improved Services for last year's actions may be found in the Contributing Actions Annual Update Table.

Actions

Action #	Title	Description	Total Funds	Contributing
1.1	Base Program	1. Recruit, hire and retain highly qualified teachers appropriately credentialed and assigned to continue to provide excellent teaching to all students. 2. Retain average class sizes according to union agreement in Elementary school. 3. Implement new textbook adoption when necessary aligned with Common Core standards and provide sufficient instructional materials in all classrooms. 4. Provide quality administration of instructional, human resources, and business programs. Learning Recovery Emergency Block Grant will support these actions.	$1,685,301.00	No
1.2	Supplemental Program	1. Recruit, hire, incentivize, and retain highly qualified teachers. 2. Provide instructional aide support to maintain student teacher ratios per union agreement. 3. Provide Professional Development on strategies for working with EL, LTEL, Foster Youth, and low socio-economic students district-wide to improve student achievement in ELA and Math. (supports EL progress in ELA, ELPI, and Math) 4. Create additional classes specifically for direct instruction of writing with a specific writing curriculum. 5. Provide additional periods of math intervention for EL,LTEL, FY and LI. (supports EL, HI and SED progress in Math) 6. Hire and retain Reading Intervention support to provide academic and dyslexia support for EL,LTEL, FY and LI. 7. Purchase intervention software for identified students in reading and math. (Supports EL, HI, LTEL, SED in ELA and Math)	$1,412,895.00	Yes
1.3	Targeted Program	1. Provide Instructional Aide support to low performing students, EL students, and foster youth in the areas of ELA and Math. (Supports EL, HI, LTEL, SED in ELA and Math)	$564,053.00	No

Action #	Title	Description	Total Funds	Contributing
		2. Continue purchase of Educational Software to enhance educational opportunities and provide targeted support. 3. Provide Career Pathways for students to develop job skills in High School. (LTEL) 4. Provide career counseling and career exploration courses for CTE program in ms/hs. (supports suspension rates for EL, HI, SED, WH, LTEL) 5 Create a career literacy program for all grade levels. (LTEL) 6. Create new Learning Labs on each site to combine libraries and makerspaces. 7. Provide training and materials to ensure high quality programs for English Learners, including ELD Integrated and Designated instruction, and appropriate placement and monitoring. (LTEL)		

Goals and Actions

Goal

Goal #	Description	Type of Goal
2	Foster character development and a sense of well-being for our students and provide support for the whole child. Provide a safe, supportive learning environment.	Broad Goal

State Priorities addressed by this goal.

Priority 1: Basic (Conditions of Learning)
Priority 5: Pupil Engagement (Engagement)
Priority 6: School Climate (Engagement)
Priority 7: Course Access (Conditions of Learning)

An explanation of why the LEA has developed this goal.

Indicators show a strong need to provide social, emotional, and health service programs to our students and families. This became especially important during the pandemic and continues to be an area of need. Parents and community members express a need for Character Development and Social/Emotional needs programs.

Measuring and Reporting Results

Metric #	Metric	Baseline	Year 1 Outcome	Year 2 Outcome	Target for Year 3 Outcome	Current Difference from Baseline
2.1	Survey results on Safety	Percent of students who responded positively on survey about school safety = 69%. 82% of staff responded positively. 50% of parents responded positively.	2024-2025 Survey Results Student who responded positively about school safety: 69.5% Staff responded positively about school safety: 100% Parents who responded positively about	2025-2026 Survey Results Student who responded positively about school safety: 78% Staff responded positively about school safety: 96% Parents who responded positively about school safety: 82.3%	Percent of students who responded positively on survey about school safety = 85%. 90% of staff responded positively. 65% of parents responded positively.	Student school safety: 9% over Staff School safety: 14% above Parents school safety: 32.3% above

Metric #	Metric	Baseline	Year 1 Outcome	Year 2 Outcome	Target for Year 3 Outcome	Current Difference from Baseline
			school safety: 94.1%			
2.3	Suspensions and Expulsions	2023 Suspensions = 5.8% Expulsions = 0	2024 Suspensions = 6.3% Expulsions = 0	2025 Suspensions = 4.1% Expulsions = 0	Suspensions < 5% Expulsions = 0	Suspensions: 1.7% below Expulsions= goal met 0
2.4	High school and Middle school drop-out rates	2023: HS dropout = 14.7 % MS = 0	2024 HS Dropout = 9.4% MS= 0	2025 HS Dropout = 7.1% MS= 0	HS dropout < 10% MS = 0	HS= 7.6% below MS= maintained
2.5	Safe and Clean Facilities	Percent of schools rated Good or better rating on the FIT = 100%	Percent of schools rated Good or better rating on the FIT = 100%	Percent of schools rated Good or better rating on the FIT = 100%	Percent of schools rated Good or better rating on the FIT = 100%	Goal Met - 0 change

Goal Analysis [2025-26]

An analysis of how this goal was carried out in the previous year.

A description of overall implementation, including any substantive differences in planned actions and actual implementation of these actions, and any relevant challenges and successes experienced with implementation.

There were no substantive differences between the planned actions and the implementation of Goal 2. The district continued to implement a comprehensive system of supports designed to foster safe, supportive, and positive learning environments through effective supervision, well-maintained facilities, student support services, and school climate initiatives. These programs have become well established and continue to be refined through ongoing evaluation, staff collaboration, and professional development, including training for new employees to ensure consistent implementation across all school sites.

The district maintained high standards for facilities, with all schools continuing to earn a "Good" or better rating on the Facilities Inspection Tool (FIT). Student support efforts contributed to continued positive outcomes in school climate, including reductions in suspension and dropout rates, while survey data continued to reflect strong perceptions of safety and belonging among students, parents, and staff.

As with any continuous improvement process, the district will continue to monitor stakeholder feedback and make adjustments as needed to strengthen communication, safety practices, and student supports. Overall, the district sustained positive trends in school safety, student behavior, and engagement while continuing to build upon the systems and practices established in previous years.

An explanation of material differences between Budgeted Expenditures and Estimated Actual Expenditures and/or Planned Percentages of Improved Services and Estimated Actual Percentages of Improved Services.

Estimated Actual Expenditures exceeded Budgeted Expenditures by approximately $109,000. The increase was primarily due to higher than anticipated costs for special education services, including social-emotional and mental health supports, Community Schools Implementation and increased costs associated with providing nutritious breakfast and lunch to all students. These additional expenditures were necessary to meet student needs and ensure the District fully implemented all planned Goal 2 actions and services.

A description of the effectiveness or ineffectiveness of the specific actions to date in making progress toward the goal.

The actions implemented under Goal 2 have been largely effective in improving school safety and student engagement. Survey data (Metric 2.1; Actions 2.1, 2.2) shows increased positive responses from students (78%), staff (96%), and parents (82.3%), all exceeding baseline levels, indicating improved perceptions of school safety.

Behavioral outcomes also reflect effectiveness. Suspension rates decreased to 4.1%, below the 5% target, and expulsions remained at zero (Metric 2.3; Actions 2.2, 2.3). Additionally, the high school dropout rate declined significantly to 7.1%, well below the 10% target, while middle school dropout remained at zero (Metric 2.4; Action 2.2). These trends suggest that interventions, student supports, and school climate efforts are positively impacting student behavior and retention.

Facility conditions remained strong, with 100% of schools maintaining a "Good" or better rating (Metric 2.5; Action 2.1), supporting a safe physical environment for students and staff.

While overall results are positive, the district recognizes the importance of continuous improvement and will continue to strengthen communication, safety practices, and student supports as programs mature. Overall, the district's actions have been effective in improving key indicators related to safety, behavior, and student engagement (Metrics 2.1–2.5; Actions 2.1, 2.2, 2.3).

A description of any changes made to the planned goal, metrics, target outcomes, or actions for the coming year that resulted from reflections on prior practice.

There are no planned changes to the goal, metrics, target outcomes, or actions for the coming year. Upon reflection of prior practice, the district found the current strategies to be effective in supporting student safety, well-being, and engagement. Continued implementation of existing actions is expected to maintain or improve positive outcomes. Therefore, no adjustments are deemed necessary at this time.

A report of the Total Estimated Actual Expenditures for last year's actions may be found in the Annual Update Table. A report of the Estimated Actual Percentages of Improved Services for last year's actions may be found in the Contributing Actions Annual Update Table.

Actions

Action #	Title	Description	Total Funds	Contributing
2.1	Base Program	1. Provide a district-wide character development program based on district PRIDE. 2. Provide other health services (nursing/aide). a. Nurse and Health Aide b. Psychological/therapy services 3. Create a safe/quality learning environment through clean and functional facilities. 4. Provide home-to-school transportation.	$714,500.00	No
2.2	Supplemental Program	1. Retain a PPS Credentialed Counselor and full counseling program to improve school climate and pupil achievement. (Support suspension rates for EL, HI, WH, LTEL, SED) 2. Foster Youth Trauma Informed training for staff (SDCOE) 3. Provide online learning and independent study program for High School students needing supplemental classes in academic content and Common Core standards to decrease dropout rates and increase graduation rates. 4. Provide professional development on social/emotional needs. 5. Provide VAPA opportunities for students districtwide. 6. Develop and implement a tiered intervention model based on MTSS. (This action supports our low performing students for suspensions) 7. Increase safety training and provide supervisory staff and structural improvements for student safety.	$507,000.00	Yes
2.3	Targeted Program	1. Provide a free and appropriate education for all students according to IDEA (Special Education). Establish the mod/severe program. 2. Provide nutritious meals to all students, both for breakfast and lunch. 3. Through the community school's implementation grant, provide additional social/emotional supports for student well being.	$518,464.00	No

Goals and Actions

Goal

Goal #	Description	Type of Goal
3	Improve the engagement of students, parents, and the entire community of Borrego Springs in the support of high quality education. Enhance communication and build connections and relationships between students, parents, community and school.	Broad Goal

State Priorities addressed by this goal.

Priority 3: Parental Involvement (Engagement)
Priority 5: Pupil Engagement (Engagement)
Priority 6: School Climate (Engagement)

An explanation of why the LEA has developed this goal.

The pandemic has shown us the importance of pulling together as a community to support each other during difficult times. Communication became critical to getting out important and ever-changing information to students and families. Community partnerships and support were helpful in responding to parent needs. With our community school coordinators we want to continue to grow and expand our connections within the district, school and community to build trusting relationships that will support our students.

Measuring and Reporting Results

Metric #	Metric	Baseline	Year 1 Outcome	Year 2 Outcome	Target for Year 3 Outcome	Current Difference from Baseline
3.1	Attendance	School Attendance rates 2023-24: Elementary 94.58%, Middle 94.38%, High 93.20%	2024-2025: Elementary: 93.3% Middle: 94.15% High: 92.45%	2025-2026 Elementary: 95.47% Middle: 93.72% High: 93.89%	School Attendance rates: Elementary 95%, Middle 95%, High 95%	Elementary: .89% above Middle: .66% under High: 0.69% above
3.2	Student participation in activities	2023-24- HS Participation in Athletics=62% Participation in clubs= 40%	2024-25 Participation in Athletics:62.7% Participation in clubs 41%	2025-2026 Participation in Athletics: 72.8% Participation in clubs: 40%	HS Participation in Athletics maintain 60% Participation in clubs - Maintain 40%	Athletics: 10.8% above Clubs: same as baseline

Metric #	Metric	Baseline	Year 1 Outcome	Year 2 Outcome	Target for Year 3 Outcome	Current Difference from Baseline
3.3	Parent participation in events, including programs for unduplicated students and individuals with exceptional needs.	2023-2024 Back to School=43% (average for all schools) Open House=39% (average for all schools) Site Council=10 DELAC= 1	2024-2025 Back to School=47% (average for all schools) Open House=40% (average for all schools) Site Council=10 ELAC/DELAC= 4	2025-2026 Back to School= 48% (average for all schools) Open House= 38% (average for all schools) Site Council=8 ELAC/DELAC= 4	Back to School= 50% (average for all schools) Open House= 50% (average for all schools) Site Council= maintain 10 DELAC= 5	Back to School Night: 5% over Open House: 1% below Site Council: 2 member missing ELAC/DELAC: 3 additional members
3.4	Website use	The number of times the district/schools websites receive “hits” 2020-21 = 7269	2024-2025: 8500	2025-2026: 8230	The number of times the district/schools websites receive “hits” Maintain above 7000	961 hits over
3.5	Social Media followers	Current followers - 581	605 Followers	613 Followers	Increase over 581	32 followers over
3.6	Survey input from Students, parents and staff on school climate/connectedness	Student Results: Participation in class = 66.7% Engage in activities = 80.4% Parent Results: Positive Climate = 60% Quality Education = 50% Staff Results: Positive Climate = 83.3% Valued = 77.8% Quality Education = 94.4%	Student Results: Participation in class = 36.7% Engage in activities = 84.4% Parent Results: Positive Climate = 88.1% Quality Education =87 % Staff Results: Positive Climate = 91.7% Valued = 100% Quality Education = 87.5%	Student Results: Participation in class = 50.3% Engage in activities = 85.5% Parent Results: Positive Climate = 100% Quality Education = 90.9% Staff Results: Positive Climate = 86.1% Valued = 83.3 % Quality Education = 91.6%	Student Results: Participation = 80% Activities = 85% Parent Results: Positive Climate = 75% Quality Education = 70% Staff Results: Positive Climate = 90% Valued = 85% Quality Education = 95%	Student Results: Participation = 16.34% under Activities = 5.1% above Parent Results: Positive Climate = 40% above Quality Education = 40.9% above Staff Results: Positive Climate = 2.8% above Valued = 5.5% above Quality Education =2.8% under

Metric #	Metric	Baseline	Year 1 Outcome	Year 2 Outcome	Target for Year 3 Outcome	Current Difference from Baseline
3.7	Parent Vue use	Increase the number of parents and teachers that are “actively” using ParentVue and number of parents with an active email; including parents of unduplicated students and students with exceptional needs. 2023-24: 35%	2024-2025: 59%	2025-2026: 71.8%	Increase the number of parents and teachers that are “actively” using ParentVue and number of parents with an active email; including parents of unduplicated students and students with exceptional needs.	42.3% above
3.8	Chronic Absenteeism	2023 Dashboard - 29.5%	2024 Dashboard: 19.7%	2025 Dashboard: 23.7%	Decrease to 15%	5.8% Below

Goal Analysis [2025-26]

An analysis of how this goal was carried out in the previous year.

A description of overall implementation, including any substantive differences in planned actions and actual implementation of these actions, and any relevant challenges and successes experienced with implementation.

There were no substantive differences between the planned actions and their implementation. The district continued to strengthen its technology infrastructure, implement attendance and student engagement strategies, expand parent and community outreach, support after-school learning opportunities, and further develop its Community Schools program. These initiatives have become well established and continue to mature through ongoing evaluation, collaboration, and refinement to better meet the needs of students, families, and the community. Staff continued to receive professional development to strengthen implementation, while new employees were provided training and support to ensure consistency in district programs and practices across all school sites.

An explanation of material differences between Budgeted Expenditures and Estimated Actual Expenditures and/or Planned Percentages of Improved Services and Estimated Actual Percentages of Improved Services.

There were no material differences in 2025-26 for goal 3 actions.

A description of the effectiveness or ineffectiveness of the specific actions to date in making progress toward the goal.

The actions implemented under Goal 3 have demonstrated continued effectiveness in improving engagement, attendance, and communication. There is evidence of success in several areas. Attendance rates improved at the elementary (95.47%) and high school

(93.89%) levels, both exceeding baseline, while middle school remained slightly below target (Metric 3.1; Actions 3.1, 3.3). Student participation in athletics increased significantly to 72.8%, exceeding the goal, and club participation was maintained at baseline levels (Metric 3.2; Action 3.3). Parent engagement also showed growth in Back to School Night participation and increased involvement in ELAC/DELAC, indicating improved outreach to families (Metric 3.3; Action 3.2).

Communication efforts have been particularly effective. ParentVue usage increased substantially from 35% to 71.8%, and social media engagement and website usage both exceeded targets, demonstrating improved access to information and stronger communication systems (Metrics 3.4, 3.5, 3.7; Actions 3.1, 3.2).

Survey results reflect positive trends for parents and staff, with significant increases in perceptions of school climate and quality of education (Metric 3.6; Actions 3.2, 3.3). Student survey data also showed improvement in participation compared to the prior year, while the district continues to focus on increasing classroom engagement through ongoing instructional and school climate initiatives. Chronic absenteeism, although improved from baseline, remains an area of continued focus as the district strengthens attendance supports and family engagement efforts (Metric 3.8; Actions 3.1, 3.3).

Overall, the district has continued to make strong progress in communication, parent engagement, extracurricular participation, and student connectedness. Established programs and partnerships continue to mature through ongoing evaluation and refinement, while district staff remain committed to strengthening strategies that support student engagement, attendance, and meaningful connections between students, families, schools, and the community (Metrics 3.1–3.8; Actions 3.1, 3.2, 3.3).

A description of any changes made to the planned goal, metrics, target outcomes, or actions for the coming year that resulted from reflections on prior practice.

Based on reflections from prior practice, Action 3.1.6 is being modified to include ELOP (Expanded Learning Opportunities Program) attendance recovery. This addition aims to further support efforts to improve student attendance and reduce chronic absenteeism through extended learning time. No other changes to the planned goal, metrics, or target outcomes are being made at this time.

A report of the Total Estimated Actual Expenditures for last year's actions may be found in the Annual Update Table. A report of the Estimated Actual Percentages of Improved Services for last year's actions may be found in the Contributing Actions Annual Update Table.

Actions

Action #	Title	Description	Total Funds	Contributing
3.1	Base Program	1. Provide technology services to increase communication and provide a reliable network accessible to all students and community: Kajeets, library access, increased Chromebooks. 2. Maintain 1:1 initiative districtwide.	$187,000.00	No

Action #	Title	Description	Total Funds	Contributing
		3. Provide an information tech specialist to implement and maintain technology and ensure internet, website, and district functionality, as well as communicate through social media 4. Purchase attendance incentive awards to improve student engagement and connectedness to school. 5. Partner with local businesses and government agencies for high school work experience to increase pupil achievement, engagement, and connectedness. 6. Implement SARB Process, Saturday School, and ELOP makeup days to increase attendance.		
3.2	Supplemental Program	1. Provide instruction for parents and translation for parents at events. 2. Create and maintain effective parent/staff/community organizations for outreach such as DELAC, Site Council, Parent Advisory Council, etc. 3. Maintain the community liaison. 4. Provide sufficient elective and extra- curricular activities, such as sports, clubs and art, to increase student engagement. 5. Maintain websites, social media, and parent outreach app to increase communication and partnership with parents. 6. Hire a social worker to provide student and parent support as well as SEL/counseling. (support EL, HI, SED, WH with suspensions)	$227,000.00	Yes
3.3	Targeted Program	1. Provide a robust after-school and extended learning opportunity program. 2. Contract with parent education groups to create partnerships between parents, students and educators to further students' academic success. 3. Expand the community outreach program for all future students, ages 0-5. Provide parent instruction to help close the knowledge gap in Kindergarten. 4. Further our community schools program using the community schools implementation grant. Provide additional supports and classes for parents and community members. Hire and retain needed staff for school/community support staff. Provide additional counseling for students and parents. Portion of the Learning Recovery Emergency block grant will support these actions.	$299,839.00	No

Action #	Title	Description	Total Funds	Contributing

Increased or Improved Services for Foster Youth, English Learners, and Low-Income Students [2026-27]

Total Projected LCFF Supplemental and/or Concentration Grants	Projected Additional 15 percent LCFF Concentration Grant
$1,573,893	$201,790

Required Percentage to Increase or Improve Services for the LCAP Year

Projected Percentage to Increase or Improve Services for the Coming School Year	LCFF Carryover — Percentage	LCFF Carryover — Dollar	Total Percentage to Increase or Improve Services for the Coming School Year
35.248%	0.000%	$0.00	35.248%

The Budgeted Expenditures for Actions identified as Contributing may be found in the Contributing Actions Table.

Required Descriptions

LEA-wide and Schoolwide Actions

For each action being provided to an entire LEA or school, provide an explanation of (1) the unique identified need(s) of the unduplicated student group(s) for whom the action is principally directed, (2) how the action is designed to address the identified need(s) and why it is being provided on an LEA or schoolwide basis, and (3) the metric(s) used to measure the effectiveness of the action in improving outcomes for the unduplicated student group(s).

Goal and Action #	Identified Need(s)	How the Action(s) Address Need(s) and Why it is Provided on an LEA-wide or Schoolwide Basis	Metric(s) to Monitor Effectiveness
1.2	**Action:** Supplemental Program **Need:** According to the CA Dashboard students (specifically EL, LTEL, and LI) are consistently underperforming in ELA and Math **Scope:**	We expect these actions to improve ELA and Math scores of EL, LTEL, and LI students and address their areas of identified needs. However, these actions will be provided on a LEA wide basis because all students underperforming can benefit from opportunities to improve.	We will monitor student progress utilizing MAP and CAASPP scores. See metric 1.1 and 1.2.

Goal and Action #	Identified Need(s)	How the Action(s) Address Need(s) and Why it is Provided on an LEA-wide or Schoolwide Basis	Metric(s) to Monitor Effectiveness
	LEA-wide		
2.2	**Action:** Supplemental Program **Need:** The number of students struggling with mental and emotional health issues continues to be an area of need since the Pandemic. **Scope:** LEA-wide	We expect that providing additional professional development, counseling and MTSS training for staff will support all students, but particularly EL, HI, SED(LI) and foster youth with emotional health. These actions are being provided on an LEA-wide basis because we are seeing these needs across every grade level within these populations and outside of it.	School Climate surveys will continue to be given on a yearly basis and reviewed for areas of need. See metric 2.1
3.2	**Action:** Supplemental Program **Need:** The LEA continues to struggle with parent engagement in activities such as parent education classes, back to school night, open house, and other events. **Scope:** LEA-wide	We expect these actions to improve parent engagement of student groups EL, FY, and LI. We also expect increased engagement and support for students of groups (EL, HI, SED, WH) effected by high suspension rates. These are provided LEA wide as parents of students span all grade levels in our small school district, affecting multiple students throughout differing school sites.	The LEA will continue to provide yearly School Climate and LCAP Surveys to educational partners to monitor parent engagement. See metric 3.3 and 3.6

Limited Actions

For each action being solely provided to one or more unduplicated student group(s), provide an explanation of (1) the unique identified need(s) of the unduplicated student group(s) being served, (2) how the action is designed to address the identified need(s), and (3) how the effectiveness of the action in improving outcomes for the unduplicated student group(s) will be measured.

Goal and Action #	Identified Need(s)	How the Action(s) are Designed to Address Need(s)	Metric(s) to Monitor Effectiveness

For any limited action contributing to meeting the increased or improved services requirement that is associated with a Planned Percentage of Improved Services in the Contributing Summary Table rather than an expenditure of LCFF funds, describe the methodology that was used to determine the contribution of the action towards the proportional percentage, as applicable.

N/A

Additional Concentration Grant Funding

A description of the plan for how the additional concentration grant add-on funding identified above will be used to increase the number of staff providing direct services to students at schools that have a high concentration (above 55 percent) of foster youth, English learners, and low-income students, as applicable.

Additional concentration funding is used by the district to increase the amount of instructional aides at all sites. See Goal one, action 1.2

Staff-to-student ratios by type of school and concentration of unduplicated students	Schools with a student concentration of 55 percent or less	Schools with a student concentration of greater than 55 percent
Staff-to-student ratio of classified staff providing direct services to students	N/A	Elem = 1/19, Middle = 1/40, High = 1/25
Staff-to-student ratio of certificated staff providing direct services to students	N/A	Elem = 1/22, Middle = 1/19, High = 1/16

2026-27 Total Planned Expenditures Table

LCAP Year	1. Projected LCFF Base Grant (Input Dollar Amount)	2. Projected LCFF Supplemental and/or Concentration Grants (Input Dollar Amount)	3. Projected Percentage to Increase or Improve Services for the Coming School Year (2 divided by 1)	LCFF Carryover — Percentage (Input Percentage from Prior Year)	Total Percentage to Increase or Improve Services for the Coming School Year (3 + Carryover %)
Totals	$4,465,236	1,573,893	35.248%	0.000%	35.248%

Totals	LCFF Funds	Other State Funds	Local Funds	Federal Funds	Total Funds	Total Personnel	Total Non-personnel
Totals	$3,870,696.00	$1,399,017.00	$334,839.00	$511,500.00	$6,116,052.00	$3,870,738.00	$2,245,314.00

Goal #	Action #	Action Title	Student Group(s)	Contributing to Increased or Improved Services?	Scope	Unduplicated Student Group(s)	Location	Time Span	Total Personnel	Total Non-personnel	LCFF Funds	Other State Funds	Local Funds	Federal Funds	Total Funds	Planned Percentage of Improved Services
1	1.1	Base Program	All	No			All Schools	Ongoing	$1,401,601.00	$283,700.00	$1,680,301.00	$5,000.00			$1,685,301.00	
1	1.2	Supplemental Program	English Learners Foster Youth Low Income	Yes	LEA-wide	English Learners Foster Youth Low Income	All Schools	Ongoing	$1,058,000.00	$354,895.00	$1,412,895.00				$1,412,895.00	0
1	1.3	Targeted Program	All #7 targets English Learners and LTEL	No			All Schools	Ongoing	$311,673.00	$252,380.00	$54,000.00	$143,053.00	$85,000.00	$282,000.00	$564,053.00	
2	2.1	Base Program	All	No			All Schools	Ongoing	$300,000.00	$414,500.00	$562,500.00	$152,000.00			$714,500.00	
2	2.2	Supplemental Program	English Learners Foster Youth Low Income	Yes	LEA-wide	English Learners Foster Youth Low Income	All Schools	Ongoing	$180,000.00	$327,000.00	$40,000.00	$467,000.00			$507,000.00	0
2	2.3	Targeted Program	All Students with Disabilities #1 -SWD	No			All Schools	Ongoing	$341,964.00	$176,500.00		$288,964.00		$229,500.00	$518,464.00	
3	3.1	Base Program	All	No			All Schools	2 years	$70,000.00	$117,000.00		$187,000.00			$187,000.00	
3	3.2	Supplemental Program	English Learners Foster Youth Low Income	Yes	LEA-wide	English Learners Foster Youth Low Income	All Schools	Ongoing	$185,000.00	$42,000.00	$121,000.00	$106,000.00			$227,000.00	0
3	3.3	Targeted Program	All	No			All Schools	Ongoing	$22,500.00	$277,339.00		$50,000.00	$249,839.00		$299,839.00	

2026-27 Contributing Actions Table

1. Projected LCFF Base Grant	2. Projected LCFF Supplemental and/or Concentration Grants	3. Projected Percentage to Increase or Improve Services for the Coming School Year (2 divided by 1)	LCFF Carryover — Percentage (Percentage from Prior Year)	Total Percentage to Increase or Improve Services for the Coming School Year (3 + Carryover %)	4. Total Planned Contributing Expenditures (LCFF Funds)	5. Total Planned Percentage of Improved Services (%)	Planned Percentage to Increase or Improve Services for the Coming School Year (4 divided by 1, plus 5)	Totals by Type	Total LCFF Funds
$4,465,236	1,573,893	35.248%	0.000%	35.248%	$1,573,895.00	0.000%	35.248 %	**Total:**	$1,573,895.00
								LEA-wide Total:	$1,573,895.00
								Limited Total:	$0.00
								Schoolwide Total:	$0.00

Goal	Action #	Action Title	Contributing to Increased or Improved Services?	Scope	Unduplicated Student Group(s)	Location	Planned Expenditures for Contributing Actions (LCFF Funds)	Planned Percentage of Improved Services (%)
1	**1.2**	Supplemental Program	Yes	LEA-wide	English Learners Foster Youth Low Income	All Schools	$1,412,895.00	0
2	**2.2**	Supplemental Program	Yes	LEA-wide	English Learners Foster Youth Low Income	All Schools	$40,000.00	0
3	**3.2**	Supplemental Program	Yes	LEA-wide	English Learners Foster Youth Low Income	All Schools	$121,000.00	0

2025-26 Annual Update Table

Totals	Last Year's Total Planned Expenditures (Total Funds)	Total Estimated Expenditures (Total Funds)
Totals	$6,575,330.00	$6,778,972.00

Last Year's Goal #	Last Year's Action #	Prior Action/Service Title	Contributed to Increased or Improved Services?	Last Year's Planned Expenditures (Total Funds)	Estimated Actual Expenditures (Input Total Funds)
1	**1.1**	Base Program	No	$1,916,593.00	$2,050,000.00
1	**1.2**	Supplemental Program	Yes	$1,412,895.00	$1,412,895.00
1	**1.3**	Targeted Program	No	$564,053.00	$552,000.00
2	**2.1**	Base Program	No	$714,500.00	$714,500.00
2	**2.2**	Supplemental Program	Yes	$482,980.00	$456,232.00
2	**2.3**	Targeted Program	No	$426,964.00	$536,000.00
3	**3.1**	Base Program	No	$267,498.00	$267,498.00
3	**3.2**	Supplemental Program	Yes	$417,508.00	$417,508.00
3	**3.3**	Targeted Program	No	$372,339.00	$372,339.00

2025-26 Contributing Actions Annual Update Table

6. Estimated LCFF Supplemental and/or Concentration Grants (Input Dollar Amount)	4. Total Planned Contributing Expenditures (LCFF Funds)	7. Total Estimated Expenditures for Contributing Actions (LCFF Funds)	Difference Between Planned and Estimated Expenditures for Contributing Actions (Subtract 7 from 4)	5. Total Planned Percentage of Improved Services (%)	8. Total Estimated Percentage of Improved Services (%)	Difference Between Planned and Estimated Percentage of Improved Services (Subtract 5 from 8)
$1,541,737	$1,651,403.00	$1,651,403.00	$0.00	0.000%	0.000%	0.000%

Last Year's Goal #	Last Year's Action #	Prior Action/Service Title	Contributing to Increased or Improved Services?	Last Year's Planned Expenditures for Contributing Actions (LCFF Funds)	Estimated Actual Expenditures for Contributing Actions (Input LCFF Funds)	Planned Percentage of Improved Services	Estimated Actual Percentage of Improved Services (Input Percentage)
1	**1.2**	Supplemental Program	Yes	$1,412,895.00	$1,412,895.00	0	
2	**2.2**	Supplemental Program	Yes	$40,000.00	$40,000.00	0	
3	**3.2**	Supplemental Program	Yes	$198,508.00	$198,508.00	0	

2025-26 LCFF Carryover Table

9. Estimated Actual LCFF Base Grant (Input Dollar Amount)	6. Estimated Actual LCFF Supplemental and/or Concentration Grants	LCFF Carryover — Percentage (Percentage from Prior Year)	10. Total Percentage to Increase or Improve Services for the Current School Year (6 divided by 9 + Carryover %)	7. Total Estimated Actual Expenditures for Contributing Actions (LCFF Funds)	8. Total Estimated Actual Percentage of Improved Services (%)	11. Estimated Actual Percentage of Increased or Improved Services (7 divided by 9, plus 8)	12. LCFF Carryover — Dollar Amount (Subtract 11 from 10 and multiply by 9)	13. LCFF Carryover — Percentage (12 divided by 9)
$4,337,196	$1,541,737	0.00%	35.547%	$1,651,403.00	0.000%	38.075%	$0.00	0.000%

Local Control and Accountability Plan Instructions

Plan Summary

Engaging Educational Partners

Goals and Actions

Increased or Improved Services for Foster Youth, English Learners, and Low-Income Students

For additional questions or technical assistance related to the completion of the Local Control and Accountability Plan (LCAP) template, please contact the local county office of education (COE), or the California Department of Education's (CDE's) Local Agency Systems Support Office, by phone at 916-319-0809 or by email at LCFF@cde.ca.gov.

Introduction and Instructions

The Local Control Funding Formula (LCFF) requires local educational agencies (LEAs) to engage their local educational partners in an annual planning process to evaluate their progress within eight state priority areas encompassing all statutory metrics (COEs have 10 state priorities). LEAs document the results of this planning process in the LCAP using the template adopted by the State Board of Education.

The LCAP development process serves three distinct, but related functions:

- **Comprehensive Strategic Planning:** The process of developing and annually updating the LCAP supports comprehensive strategic planning, particularly to address and reduce disparities in opportunities and outcomes between student groups indicated by the California School Dashboard (California Education Code [EC] Section 52064[e][1]). Strategic planning that is comprehensive connects budgetary decisions to teaching and learning performance data. LEAs should continually evaluate the hard choices they make about the use of limited resources to meet student and community needs to ensure opportunities and outcomes are improved for all students.

- **Meaningful Engagement of Educational Partners:** The LCAP development process should result in an LCAP that reflects decisions made through meaningful engagement (EC Section 52064[e][1]). Local educational partners possess valuable perspectives and insights about an LEA's programs and services. Effective strategic planning will incorporate these perspectives and insights in order to identify potential goals and actions to be included in the LCAP.

- **Accountability and Compliance:** The LCAP serves an important accountability function because the nature of some LCAP template sections require LEAs to show that they have complied with various requirements specified in the LCFF statutes and regulations, most notably:

    - Demonstrating that LEAs are increasing or improving services for foster youth, English learners, including long-term English learners, and low-income students in proportion to the amount of additional funding those students generate under LCFF (EC Section 52064[b][4-6]).

    - Establishing goals, supported by actions and related expenditures, that address the statutory priority areas and statutory metrics (EC sections 52064[b][1] and [2]).

        - **NOTE:** As specified in EC Section 62064(b)(1), the LCAP must provide a description of the annual goals, for all pupils and each subgroup of pupils identified pursuant to EC Section 52052, to be achieved for each of the state priorities. Beginning in 2023–24, EC

Section 52052 identifies long-term English learners as a separate and distinct pupil subgroup with a numerical significance at 15 students.

- Annually reviewing and updating the LCAP to reflect progress toward the goals (EC Section 52064[b][7]).
- Ensuring that all increases attributable to supplemental and concentration grant calculations, including concentration grant add-on funding and/or LCFF carryover, are reflected in the LCAP (EC sections 52064[b][6], [8], and [11]).

The LCAP template, like each LEA's final adopted LCAP, is a document, not a process. LEAs must use the template to memorialize the outcome of their LCAP development process, which must: (a) reflect comprehensive strategic planning, particularly to address and reduce disparities in opportunities and outcomes between student groups indicated by the California School Dashboard (Dashboard), (b) through meaningful engagement with educational partners that (c) meets legal requirements, as reflected in the final adopted LCAP. The sections included within the LCAP template do not and cannot reflect the full development process, just as the LCAP template itself is not intended as a tool for engaging educational partners.

If a county superintendent of schools has jurisdiction over a single school district, the county board of education and the governing board of the school district may adopt and file for review and approval a single LCAP consistent with the requirements in EC sections 52060, 52062, 52066, 52068, and 52070. The LCAP must clearly articulate to which entity's budget (school district or county superintendent of schools) all budgeted and actual expenditures are aligned.

The revised LCAP template for the 2024–25, 2025–26, and 2026–27 school years reflects statutory changes made through Senate Bill 114 (Committee on Budget and Fiscal Review), Chapter 48, Statutes of 2023 and Senate Bill 153, Chapter 38, Statues of 2024.

At its most basic, the adopted LCAP should attempt to distill not just what the LEA is doing for students in transitional kindergarten through grade twelve (TK–12), but also allow educational partners to understand why, and whether those strategies are leading to improved opportunities and outcomes for students. LEAs are strongly encouraged to use language and a level of detail in their adopted LCAPs intended to be meaningful and accessible for the LEA's diverse educational partners and the broader public.

In developing and finalizing the LCAP for adoption, LEAs are encouraged to keep the following overarching frame at the forefront of the strategic planning and educational partner engagement functions:

> Given present performance across the state priorities and on indicators in the Dashboard, how is the LEA using its budgetary resources to respond to TK–12 student and community needs, and address any performance gaps, including by meeting its obligation to increase or improve services for foster youth, English learners, and low-income students?

LEAs are encouraged to focus on a set of metrics and actions which, based on research, experience, and input gathered from educational partners, the LEA believes will have the biggest impact on behalf of its TK–12 students.

These instructions address the requirements for each section of the LCAP but may include information about effective practices when developing the LCAP and completing the LCAP document. Additionally, the beginning of each template section includes information emphasizing the purpose that section serves.

Plan Summary

Purpose

A well-developed Plan Summary section provides a meaningful context for the LCAP. This section provides information about an LEA's community as well as relevant information about student needs and performance. In order to present a meaningful context for the rest of the LCAP, the content of this section should be clearly and meaningfully related to the content included throughout each subsequent section of the LCAP.

Requirements and Instructions

General Information

A description of the LEA, its schools, and its students in grades transitional kindergarten–12, as applicable to the LEA. LEAs may also provide information about their strategic plan, vision, etc.

Briefly describe the LEA, its schools, and its students in grades TK–12, as applicable to the LEA.

- For example, information about an LEA in terms of geography, enrollment, employment, the number and size of specific schools, recent community challenges, and other such information the LEA may wish to include can enable a reader to more fully understand the LEA's LCAP.
- LEAs may also provide information about their strategic plan, vision, etc.
- As part of this response, identify all schools within the LEA receiving Equity Multiplier funding.

Reflections: Annual Performance

A reflection on annual performance based on a review of the California School Dashboard (Dashboard) and local data.

Reflect on the LEA's annual performance on the Dashboard and local data. This may include both successes and challenges identified by the LEA during the development process.

LEAs are encouraged to highlight how they are addressing the identified needs of student groups, and/or schools within the LCAP as part of this response.

As part of this response, the LEA must identify the following, which will remain unchanged during the three-year LCAP cycle:

- Any school within the LEA that received the lowest performance level on one or more state indicators on the 2023 Dashboard;
- Any student group within the LEA that received the lowest performance level on one or more state indicators on the 2023 Dashboard; and/or
- Any student group within a school within the LEA that received the lowest performance level on one or more state indicators on the 2023 Dashboard.

EC Section 52064.4 requires that an LEA that has unexpended Learning Recovery Emergency Block Grant (LREBG) funds must include one or more actions funded with LREBG funds within the 2026-27, 2026-27 and 2027-28 LCAPs, as applicable to the LEA. To implement the requirements of *EC* Section 52064.4, all LEAs must do the following:

- For the 2025–26, 2026–27, and 2027–28 LCAP years, identify whether or not the LEA has unexpended LREBG funds for the applicable LCAP year.
    - If the LEA has unexpended LREBG funds the LEA must provide the following:
        - The goal and action number for each action that will be funded, either in whole or in part, with LREBG funds; and
        - An explanation of the rationale for selecting each action funded with LREBG funds. This explanation must include:
            - An explanation of how the action is aligned with the allowable uses of funds identified in *EC* Section 32526(c)(2); and
            - An explanation of how the action is expected to address the area(s) of need of students and schools identified in the needs assessment required by *EC* Section 32526(d).
                - For information related to the allowable uses of funds and the required needs assessment, please see the Program Information tab on the LREBG Program Information web page.
            - Actions may be grouped together for purposes of these explanations.
            - The LEA may provide these explanations as part of the action description rather than as part of the Reflections: Annual Performance.
    - If the LEA does not have unexpended LREBG funds, the LEA is not required to conduct the needs assessment required by *EC* Section 32627(d), to provide the information identified above or to include actions funded with LREBG funds within the 2026-27, 2026-27 and 2027-28 LCAPs.

Reflections: Technical Assistance

As applicable, a summary of the work underway as part of technical assistance.

Annually identify the reason(s) the LEA is eligible for or has requested technical assistance consistent with EC sections 47607.3, 52071, 52071.5, 52072, or 52072.5, and provide a summary of the work underway as part of receiving technical assistance. The most common form of this technical assistance is frequently referred to as Differentiated Assistance, however this also includes LEAs that have requested technical assistance from their COE.

- If the LEA is not eligible for or receiving technical assistance, the LEA may respond to this prompt as “Not Applicable.”

Comprehensive Support and Improvement
An LEA with a school or schools identified for comprehensive support and improvement (CSI) under the Every Student Succeeds Act must respond to the following prompts:

Schools Identified

A list of the schools in the LEA that are eligible for comprehensive support and improvement.

- Identify the schools within the LEA that have been identified for CSI.

Support for Identified Schools

A description of how the LEA has or will support its eligible schools in developing comprehensive support and improvement plans.

- Describe how the LEA has or will support the identified schools in developing CSI plans that included a school-level needs assessment, evidence-based interventions, and the identification of any resource inequities to be addressed through the implementation of the CSI plan.

Monitoring and Evaluating Effectiveness

A description of how the LEA will monitor and evaluate the plan to support student and school improvement.

- Describe how the LEA will monitor and evaluate the implementation and effectiveness of the CSI plan to support student and school improvement.

Engaging Educational Partners

Purpose

Significant and purposeful engagement of parents, students, educators, and other educational partners, including those representing the student groups identified by LCFF, is critical to the development of the LCAP and the budget process. Consistent with statute, such engagement should support comprehensive strategic planning, particularly to address and reduce disparities in opportunities and outcomes between student groups indicated by the Dashboard, accountability, and improvement across the state priorities and locally identified priorities (EC Section 52064[e][1]). Engagement of educational partners is an ongoing, annual process.

This section is designed to reflect how the engagement of educational partners influenced the decisions reflected in the adopted LCAP. The goal is to allow educational partners that participated in the LCAP development process and the broader public to understand how the LEA engaged educational partners and the impact of that engagement. LEAs are encouraged to keep this goal in the forefront when completing this section.

Requirements

Requirements

School districts and COEs: *EC* Section 52060(g) and *EC* Section 52066(g) specify the educational partners that must be consulted when developing the LCAP:

- Teachers,

- Principals,
- Administrators,
- Other school personnel,
- Local bargaining units of the LEA,
- Parents, and
- Students

A school district or COE receiving Equity Multiplier funds must also consult with educational partners at schools generating Equity Multiplier funds in the development of the LCAP, specifically, in the development of the required focus goal for each applicable school.

Before adopting the LCAP, school districts and COEs must share it with the applicable committees, as identified below under Requirements and Instructions. The superintendent is required by statute to respond in writing to the comments received from these committees. School districts and COEs must also consult with the special education local plan area administrator(s) when developing the LCAP.

Charter schools: *EC* Section 47606.5(d) requires that the following educational partners be consulted with when developing the LCAP:

- Teachers,
- Principals,
- Administrators,
- Other school personnel,
- Parents, and
- Students

A charter school receiving Equity Multiplier funds must also consult with educational partners at the school generating Equity Multiplier funds in the development of the LCAP, specifically, in the development of the required focus goal for the school.

The LCAP should also be shared with, and LEAs should request input from, schoolsite-level advisory groups, as applicable (e.g., schoolsite councils, English Learner Advisory Councils, student advisory groups, etc.), to facilitate alignment between schoolsite and district-level goals. Information and resources that support effective engagement, define student consultation, and provide the requirements for advisory group composition, can be found under Resources on the CDE's LCAP webpage.

Before the governing board/body of an LEA considers the adoption of the LCAP, the LEA must meet the following legal requirements:

- For school districts, see *Education Code* Section 52062;
    - **Note:** Charter schools using the LCAP as the School Plan for Student Achievement must meet the requirements of *EC* Section 52062(a).
- For COEs, see *Education Code* Section 52068; and
- For charter schools, see *Education Code* Section 47606.5.

- **NOTE:** As a reminder, the superintendent of a school district or COE must respond, in writing, to comments received by the applicable committees identified in the *Education Code* sections listed above. This includes the parent advisory committee and may include the English learner parent advisory committee and, as of July 1, 2024, the student advisory committee, as applicable.

Instructions

Respond to the prompts as follows:

A summary of the process used to engage educational partners in the development of the LCAP.

School districts and county offices of education must, at a minimum, consult with teachers, principals, administrators, other school personnel, local bargaining units, parents, and students in the development of the LCAP.

Charter schools must, at a minimum, consult with teachers, principals, administrators, other school personnel, parents, and students in the development of the LCAP.

An LEA receiving Equity Multiplier funds must also consult with educational partners at schools generating Equity Multiplier funds in the development of the LCAP, specifically, in the development of the required focus goal for each applicable school.

Complete the table as follows:

Educational Partners

Identify the applicable educational partner(s) or group(s) that were engaged in the development of the LCAP.

Process for Engagement

Describe the engagement process used by the LEA to involve the identified educational partner(s) in the development of the LCAP. At a minimum, the LEA must describe how it met its obligation to consult with all statutorily required educational partners, as applicable to the type of LEA.

- A sufficient response to this prompt must include general information about the timeline of the process and meetings or other engagement strategies with educational partners. A response may also include information about an LEA's philosophical approach to engaging its educational partners.

- An LEA receiving Equity Multiplier funds must also include a summary of how it consulted with educational partners at schools generating Equity Multiplier funds in the development of the LCAP, specifically, in the development of the required focus goal for each applicable school.

A description of how the adopted LCAP was influenced by the feedback provided by educational partners.

Describe any goals, metrics, actions, or budgeted expenditures in the LCAP that were influenced by or developed in response to the educational partner feedback.

- A sufficient response to this prompt will provide educational partners and the public with clear, specific information about how the engagement process influenced the development of the LCAP. This may include a description of how the LEA prioritized requests of educational partners within the context of the budgetary resources available or otherwise prioritized areas of focus within the LCAP.

- An LEA receiving Equity Multiplier funds must include a description of how the consultation with educational partners at schools generating Equity Multiplier funds influenced the development of the adopted LCAP.

- For the purposes of this prompt, this may also include, but is not necessarily limited to:
    - Inclusion of a goal or decision to pursue a Focus Goal (as described below)
    - Inclusion of metrics other than the statutorily required metrics
    - Determination of the target outcome on one or more metrics
    - Inclusion of performance by one or more student groups in the Measuring and Reporting Results subsection
    - Inclusion of action(s) or a group of actions
    - Elimination of action(s) or group of actions
    - Changes to the level of proposed expenditures for one or more actions
    - Inclusion of action(s) as contributing to increased or improved services for unduplicated students
    - Analysis of effectiveness of the specific actions to achieve the goal
    - Analysis of material differences in expenditures
    - Analysis of changes made to a goal for the ensuing LCAP year based on the annual update process
    - Analysis of challenges or successes in the implementation of actions

Goals and Actions

Purpose

Well-developed goals will clearly communicate to educational partners what the LEA plans to accomplish, what the LEA plans to do in order to accomplish the goal, and how the LEA will know when it has accomplished the goal. A goal statement, associated metrics and expected outcomes, and the actions included in the goal must be in alignment. The explanation for why the LEA included a goal is an opportunity for LEAs to clearly communicate to educational partners and the public why, among the various strengths and areas for improvement highlighted by performance data and strategies and actions that could be pursued, the LEA decided to pursue this goal, and the related metrics, expected outcomes, actions, and expenditures.

A well-developed goal can be focused on the performance relative to a metric or metrics for all students, a specific student group(s), narrowing performance gaps, or implementing programs or strategies expected to impact outcomes. LEAs should assess the performance of their student groups when developing goals and the related actions to achieve such goals.

Requirements and Instructions

LEAs should prioritize the goals, specific actions, and related expenditures included within the LCAP within one or more state priorities. LEAs must consider performance on the state and local indicators, including their locally collected and reported data for the local indicators that are included in the Dashboard, in determining whether and how to prioritize its goals within the LCAP. As previously stated, strategic planning that

is comprehensive connects budgetary decisions to teaching and learning performance data. LEAs should continually evaluate the hard choices they make about the use of limited resources to meet student and community needs to ensure opportunities and outcomes are improved for all students, and to address and reduce disparities in opportunities and outcomes between student groups indicated by the Dashboard.

In order to support prioritization of goals, the LCAP template provides LEAs with the option of developing three different kinds of goals:

- Focus Goal: A Focus Goal is relatively more concentrated in scope and may focus on a fewer number of metrics to measure improvement. A Focus Goal statement will be time bound and make clear how the goal is to be measured.
    - All Equity Multiplier goals must be developed as focus goals. For additional information, see Required Focus Goal(s) for LEAs Receiving Equity Multiplier Funding below.
- Broad Goal: A Broad Goal is relatively less concentrated in its scope and may focus on improving performance across a wide range of metrics.
- Maintenance of Progress Goal: A Maintenance of Progress Goal includes actions that may be ongoing without significant changes and allows an LEA to track performance on any metrics not addressed in the other goals of the LCAP.

Requirement to Address the LCFF State Priorities

At a minimum, the LCAP must address all LCFF priorities and associated metrics articulated in *EC* sections 52060(d) and 52066(d), as applicable to the LEA. The *LCFF State Priorities Summary* provides a summary of *EC* sections 52060(d) and 52066(d) to aid in the development of the LCAP.

Respond to the following prompts, as applicable:

Focus Goal(s)

Description

The description provided for a Focus Goal must be specific, measurable, and time bound.

- An LEA develops a Focus Goal to address areas of need that may require or benefit from a more specific and data intensive approach.
- The Focus Goal can explicitly reference the metric(s) by which achievement of the goal will be measured and the time frame according to which the LEA expects to achieve the goal.

Type of Goal

Identify the type of goal being implemented as a Focus Goal.

State Priorities addressed by this goal.

Identify each of the state priorities that this goal is intended to address.

An explanation of why the LEA has developed this goal.

Explain why the LEA has chosen to prioritize this goal.

- An explanation must be based on Dashboard data or other locally collected data.
- LEAs must describe how the LEA identified this goal for focused attention, including relevant consultation with educational partners.
- LEAs are encouraged to promote transparency and understanding around the decision to pursue a focus goal.

Required Focus Goal(s) for LEAs Receiving Equity Multiplier Funding

Description

LEAs receiving Equity Multiplier funding must include one or more focus goals for each school generating Equity Multiplier funding. In addition to addressing the focus goal requirements described above, LEAs must adhere to the following requirements.

Focus goals for Equity Multiplier schoolsites must address the following:

(A) All student groups that have the lowest performance level on one or more state indicators on the Dashboard, and

(B) Any underlying issues in the credentialing, subject matter preparation, and retention of the school's educators, if applicable.

- Focus Goals for each and every Equity Multiplier schoolsite must identify specific metrics for each identified student group, as applicable.
- An LEA may create a single goal for multiple Equity Multiplier schoolsites if those schoolsites have the same student group(s) performing at the lowest performance level on one or more state indicators on the Dashboard or, experience similar issues in the credentialing, subject matter preparation, and retention of the school's educators.
    - When creating a single goal for multiple Equity Multiplier schoolsites, the goal must identify the student groups and the performance levels on the Dashboard that the Focus Goal is addressing; or,
    - The common issues the schoolsites are experiencing in credentialing, subject matter preparation, and retention of the school's educators, if applicable.

Type of Goal

Identify the type of goal being implemented as an Equity Multiplier Focus Goal.

State Priorities addressed by this goal.

Identify each of the state priorities that this goal is intended to address.

An explanation of why the LEA has developed this goal.

Explain why the LEA has chosen to prioritize this goal.

- An explanation must be based on Dashboard data or other locally collected data.
- LEAs must describe how the LEA identified this goal for focused attention, including relevant consultation with educational partners.
- LEAs are encouraged to promote transparency and understanding around the decision to pursue a focus goal.
- In addition to this information, the LEA must also identify:
    - The school or schools to which the goal applies

LEAs are encouraged to approach an Equity Multiplier goal from a wholistic standpoint, considering how the goal might maximize student outcomes through the use of LCFF and other funding in addition to Equity Multiplier funds.

- Equity Multiplier funds must be used to supplement, not supplant, funding provided to Equity Multiplier schoolsites for purposes of the LCFF, the Expanded Learning Opportunities Program (ELO-P), the Literacy Coaches and Reading Specialists (LCRS) Grant Program, and/or the California Community Schools Partnership Program (CCSPP).
- This means that Equity Multiplier funds must not be used to replace funding that an Equity Multiplier schoolsite would otherwise receive to implement LEA-wide actions identified in the LCAP or that an Equity Multiplier schoolsite would otherwise receive to implement provisions of the ELO-P, the LCRS, and/or the CCSPP.

Note: *EC* Section 42238.024(b)(1) requires that Equity Multiplier funds be used for the provision of evidence-based services and supports for students. Evidence-based services and supports are based on objective evidence that has informed the design of the service or support and/or guides the modification of those services and supports. Evidence-based supports and strategies are most commonly based on educational research and/or metrics of LEA, school, and/or student performance.

Broad Goal

Description

Describe what the LEA plans to achieve through the actions included in the goal.

- The description of a broad goal will be clearly aligned with the expected measurable outcomes included for the goal.

- The goal description organizes the actions and expected outcomes in a cohesive and consistent manner.
- A goal description is specific enough to be measurable in either quantitative or qualitative terms. A broad goal is not as specific as a focus goal. While it is specific enough to be measurable, there are many different metrics for measuring progress toward the goal.

Type of Goal

Identify the type of goal being implemented as a Broad Goal.

State Priorities addressed by this goal.

Identify each of the state priorities that this goal is intended to address.

An explanation of why the LEA has developed this goal.

Explain why the LEA developed this goal and how the actions and metrics grouped together will help achieve the goal.

Maintenance of Progress Goal

Description

Describe how the LEA intends to maintain the progress made in the LCFF State Priorities not addressed by the other goals in the LCAP.

- Use this type of goal to address the state priorities and applicable metrics not addressed within the other goals in the LCAP.
- The state priorities and metrics to be addressed in this section are those for which the LEA, in consultation with educational partners, has determined to maintain actions and monitor progress while focusing implementation efforts on the actions covered by other goals in the LCAP.

Type of Goal

Identify the type of goal being implemented as a Maintenance of Progress Goal.

State Priorities addressed by this goal.

Identify each of the state priorities that this goal is intended to address.

An explanation of why the LEA has developed this goal.

Explain how the actions will sustain the progress exemplified by the related metrics.

Measuring and Reporting Results:

For each LCAP year, identify the metric(s) that the LEA will use to track progress toward the expected outcomes.

- LEAs must identify metrics for specific student groups, as appropriate, including expected outcomes that address and reduce disparities in outcomes between student groups.
- The metrics may be quantitative or qualitative; but at minimum, an LEA's LCAP must include goals that are measured using all of the applicable metrics for the related state priorities, in each LCAP year, as applicable to the type of LEA.
- To the extent a state priority does not specify one or more metrics (e.g., implementation of state academic content and performance standards), the LEA must identify a metric to use within the LCAP. For these state priorities, LEAs are encouraged to use metrics based on or reported through the relevant local indicator self-reflection tools within the Dashboard.
- **Required metrics for LEA-wide actions:** For each action identified as 1) contributing towards the requirement to increase or improve services for foster youth, English learners, including long-term English learners, and low-income students and 2) being provided on an LEA-wide basis, the LEA must identify one or more metrics to monitor the effectiveness of the action and its budgeted expenditures.
    - These required metrics may be identified within the action description or the first prompt in the increased or improved services section, however the description must clearly identify the metric(s) being used to monitor the effectiveness of the action and the action(s) that the metric(s) apply to.
- **Required metrics for Equity Multiplier goals**: For each Equity Multiplier goal, the LEA must identify:
    - The specific metrics for each identified student group at each specific schoolsite, as applicable, to measure the progress toward the goal, and/or
    - The specific metrics used to measure progress in meeting the goal related to credentialing, subject matter preparation, or educator retention at each specific schoolsite.
- **Required metrics for actions supported by LREBG funds**: To implement the requirements of *EC* Section 52064.4, LEAs with unexpended LREBG funds must include at least one metric to monitor the impact of each action funded with LREBG funds included in the goal.
    - The metrics being used to monitor the impact of each action funded with LREBG funds are not required to be new metrics; they may be metrics that are already being used to measure progress towards goals and actions included in the LCAP.

Complete the table as follows:

Metric #

- Enter the metric number.

Metric

- Identify the standard of measure being used to determine progress towards the goal and/or to measure the effectiveness of one or more actions associated with the goal.

Baseline

- Enter the baseline when completing the LCAP for 2024–25.
    - Use the most recent data associated with the metric available at the time of adoption of the LCAP for the first year of the three-year plan. LEAs may use data as reported on the 2023 Dashboard for the baseline of a metric only if that data represents the most recent available data (e.g., high school graduation rate).
    - Using the most recent data available may involve reviewing data the LEA is preparing for submission to the California Longitudinal Pupil Achievement Data System (CALPADS) or data that the LEA has recently submitted to CALPADS.
    - Indicate the school year to which the baseline data applies.
    - The baseline data must remain unchanged throughout the three-year LCAP.
        - This requirement is not intended to prevent LEAs from revising the baseline data if it is necessary to do so. For example, if an LEA identifies that its data collection practices for a particular metric are leading to inaccurate data and revises its practice to obtain accurate data, it would also be appropriate for the LEA to revise the baseline data to align with the more accurate data process and report its results using the accurate data.
        - If an LEA chooses to revise its baseline data, then, at a minimum, it must clearly identify the change as part of its response to the description of changes prompt in the Goal Analysis for the goal. LEAs are also strongly encouraged to involve their educational partners in the decision of whether or not to revise a baseline and to communicate the proposed change to their educational partners.
    - Note for Charter Schools: Charter schools developing a one- or two-year LCAP may identify a new baseline each year, as applicable.

Year 1 Outcome

- When completing the LCAP for 2025–26, enter the most recent data available. Indicate the school year to which the data applies.
    - Note for Charter Schools: Charter schools developing a one-year LCAP may provide the Year 1 Outcome when completing the LCAP for both 2025–26 and 2026–27 or may provide the Year 1 Outcome for 2025–26 and provide the Year 2 Outcome for 2026–27.

Year 2 Outcome

- When completing the LCAP for 2026–27, enter the most recent data available. Indicate the school year to which the data applies.

- Note for Charter Schools: Charter schools developing a one-year LCAP may identify the Year 2 Outcome as not applicable when completing the LCAP for 2026–27 or may provide the Year 2 Outcome for 2026–27.

Target for Year 3 Outcome

- When completing the first year of the LCAP, enter the target outcome for the relevant metric the LEA expects to achieve by the end of the three-year LCAP cycle.
    - Note for Charter Schools: Charter schools developing a one- or two-year LCAP may identify a Target for Year 1 or Target for Year 2, as applicable.

Current Difference from Baseline

- When completing the LCAP for 2025–26 and 2026–27, enter the current difference between the baseline and the yearly outcome, as applicable.
    - Note for Charter Schools: Charter schools developing a one- or two-year LCAP will identify the current difference between the baseline and the yearly outcome for Year 1 and/or the current difference between the baseline and the yearly outcome for Year 2, as applicable.

Timeline for school districts and COEs for completing the "**Measuring and Reporting Results**" part of the Goal.

Metric	Baseline	Year 1 Outcome	Year 2 Outcome	Target for Year 3 Outcome	Current Difference from Baseline
Enter information in this box when completing the LCAP for **2024–25** or when adding a new metric.	Enter information in this box when completing the LCAP for **2024–25** or when adding a new metric.	Enter information in this box when completing the LCAP for **2025–26**. Leave blank until then.	Enter information in this box when completing the LCAP for **2026–27**. Leave blank until then.	Enter information in this box when completing the LCAP for **2024–25** or when adding a new metric.	Enter information in this box when completing the LCAP for **2025–26** and **2026–27**. Leave blank until then.

Goal Analysis:

Enter the LCAP Year.

Using actual annual measurable outcome data, including data from the Dashboard, analyze whether the planned actions were effective towards achieving the goal. "Effective" means the degree to which the planned actions were successful in producing the target result. Respond to the prompts as instructed.

Note: When completing the 2024–25 LCAP, use the 2023–24 Local Control and Accountability Plan Annual Update template to complete the Goal Analysis and identify the Goal Analysis prompts in the 2024–25 LCAP as "Not Applicable."

A description of overall implementation, including any substantive differences in planned actions and actual implementation of these actions, and any relevant challenges and successes experienced with implementation.

- Describe the overall implementation of the actions to achieve the articulated goal, including relevant challenges and successes experienced with implementation.
    - Include a discussion of relevant challenges and successes experienced with the implementation process.
    - This discussion must include any instance where the LEA did not implement a planned action or implemented a planned action in a manner that differs substantively from how it was described in the adopted LCAP.

An explanation of material differences between Budgeted Expenditures and Estimated Actual Expenditures and/or Planned Percentages of Improved Services and Estimated Actual Percentages of Improved Services.

- Explain material differences between Budgeted Expenditures and Estimated Actual Expenditures and between the Planned Percentages of Improved Services and Estimated Actual Percentages of Improved Services, as applicable. Minor variances in expenditures or percentages do not need to be addressed, and a dollar-for-dollar accounting is not required.

A description of the effectiveness or ineffectiveness of the specific actions to date in making progress toward the goal.

- Describe the effectiveness or ineffectiveness of the specific actions to date in making progress toward the goal. “Effectiveness” means the degree to which the actions were successful in producing the target result and “ineffectiveness” means that the actions did not produce any significant or targeted result.
    - In some cases, not all actions in a goal will be intended to improve performance on all of the metrics associated with the goal.
    - When responding to this prompt, LEAs may assess the effectiveness of a single action or group of actions within the goal in the context of performance on a single metric or group of specific metrics within the goal that are applicable to the action(s). Grouping actions with metrics will allow for more robust analysis of whether the strategy the LEA is using to impact a specified set of metrics is working and increase transparency for educational partners. LEAs are encouraged to use such an approach when goals include multiple actions and metrics that are not closely associated.
    - Beginning with the development of the 2024–25 LCAP, the LEA must change actions that have not proven effective over a three-year period.

A description of any changes made to the planned goal, metrics, target outcomes, or actions for the coming year that resulted from reflections on prior practice.

- Describe any changes made to this goal, expected outcomes, metrics, or actions to achieve this goal as a result of this analysis and analysis of the data provided in the Dashboard or other local data, as applicable.
    - As noted above, beginning with the development of the 2024–25 LCAP, the LEA must change actions that have not proven effective over a three-year period. For actions that have been identified as ineffective, the LEA must identify the ineffective action and must include a description of the following:

- The reasons for the ineffectiveness, and
- How changes to the action will result in a new or strengthened approach.

Actions:

Complete the table as follows. Add additional rows as necessary.

Action #

- Enter the action number.

Title

- Provide a short title for the action. This title will also appear in the action tables.

Description

- Provide a brief description of the action.
    - For actions that contribute to meeting the increased or improved services requirement, the LEA may include an explanation of how each action is principally directed towards and effective in meeting the LEA's goals for unduplicated students, as described in the instructions for the Increased or Improved Services for Foster Youth, English Learners, and Low-Income Students section.
    - As previously noted, for each action identified as 1) contributing towards the requirement to increase or improve services for foster youth, English learners, including long-term English learners, and low-income students and 2) being provided on an LEA-wide basis, the LEA must identify one or more metrics to monitor the effectiveness of the action and its budgeted expenditures.
    - These required metrics may be identified within the action description or the first prompt in the increased or improved services section; however, the description must clearly identify the metric(s) being used to monitor the effectiveness of the action and the action(s) that the metric(s) apply to.

Total Funds

- Enter the total amount of expenditures associated with this action. Budgeted expenditures from specific fund sources will be provided in the action tables.

Contributing

- Indicate whether the action contributes to meeting the increased or improved services requirement as described in the Increased or Improved Services section using a “Y” for Yes or an “N” for No.
    - **Note:** for each such contributing action, the LEA will need to provide additional information in the Increased or Improved Services section to address the requirements in *California Code of Regulations*, Title 5 [5 *CCR*] Section 15496 in the Increased or Improved Services section of the LCAP.

***Actions for Foster Youth*:** School districts, COEs, and charter schools that have a numerically significant foster youth student subgroup are encouraged to include specific actions in the LCAP designed to meet needs specific to foster youth students.

Required Actions

For English Learners and Long-Term English Learners

- LEAs with 30 or more English learners and/or 15 or more long-term English learners must include specific actions in the LCAP related to, at a minimum:
    - Language acquisition programs, as defined in *EC* Section 306, provided to students, and
    - Professional development for teachers.
    - If an LEA has both 30 or more English learners and 15 or more long-term English learners, the LEA must include actions for both English learners and long-term English learners.

For Technical Assistance

- LEAs eligible for technical assistance pursuant to *EC* sections 47607.3, 52071, 52071.5, 52072, or 52072.5, must include specific actions within the LCAP related to its implementation of the work underway as part of technical assistance. The most common form of this technical assistance is frequently referred to as Differentiated Assistance.

For Lowest Performing Dashboard Indicators

- LEAs that have Red Dashboard indicators for (1) a school within the LEA, (2) a student group within the LEA, and/or (3) a student group within any school within the LEA must include one or more specific actions within the LCAP:
    - The specific action(s) must be directed towards the identified student group(s) and/or school(s) and must address the identified state indicator(s) for which the student group or school received the lowest performance level on the 2023 Dashboard. Each student group and/or school that receives the lowest performance level on the 2023 Dashboard must be addressed by one or more actions.
    - These required actions will be effective for the three-year LCAP cycle.

For LEAs With Unexpended LREBG Funds

- To implement the requirements of *EC* Section 52064.4, LEAs with unexpended LREBG funds must include one or more actions supported with LREBG funds within the 2025–26, 2026–27, and 2027–28 LCAPs, as applicable to the LEA. Actions funded with LREBG funds must remain in the LCAP until the LEA has expended the remainder of its LREBG funds, after which time the actions may be removed from the LCAP.
    - Prior to identifying the actions included in the LCAP the LEA is required to conduct a needs assessment pursuant to *EC* Section 32526(d). For information related to the required needs assessment please see the Program Information tab on the LREBG

Program Information web page. Additional information about the needs assessment and evidence-based resources for the LREBG may be found on the California Statewide System of Support LREBG Resources web page. The required LREBG needs assessment may be part of the LEAs regular needs assessment for the LCAP if it meets the requirements of *EC* Section 32627(d).

- School districts receiving technical assistance and COEs providing technical assistance are encouraged to use the technical assistance process to support the school district in conducting the required needs assessment, the selection of actions funded by the LREBG and/or the evaluation of implementation of the actions required as part of the LCAP annual update process.
- As a reminder, LREBG funds must be used to implement one or more of the purposes articulated in *EC* Section 32526(c)(2).
- LEAs with unexpended LREBG funds must include one or more actions supported by LREBG funds within the LCAP. For each action supported by LREBG funding the action description must:
  - Identify the action as an LREBG action;
  - Include an explanation of how research supports the selected action;
  - Identify the metric(s) being used to monitor the impact of the action; and
  - Identify the amount of LREBG funds being used to support the action.

Increased or Improved Services for Foster Youth, English Learners, and Low-Income Students

Purpose

A well-written Increased or Improved Services section provides educational partners with a comprehensive description, within a single dedicated section, of how an LEA plans to increase or improve services for its unduplicated students as defined in *EC* Section 42238.02 in grades TK–12 as compared to all students in grades TK–12, as applicable, and how LEA-wide or schoolwide actions identified for this purpose meet regulatory requirements. Descriptions provided should include sufficient detail yet be sufficiently succinct to promote a broader understanding of educational partners to facilitate their ability to provide input. An LEA's description in this section must align with the actions included in the Goals and Actions section as contributing.

Please Note: For the purpose of meeting the Increased or Improved Services requirement and consistent with *EC* Section 42238.02, long-term English learners are included in the English learner student group.

Statutory Requirements

An LEA is required to demonstrate in its LCAP how it is increasing or improving services for its students who are foster youth, English learners, and/or low-income, collectively referred to as unduplicated students, as compared to the services provided to all students in proportion to the increase in funding it receives based on the number and concentration of unduplicated students in the LEA (*EC* Section 42238.07[a][1], *EC*

Section 52064[b][8][B]; 5 *CCR* Section 15496[a]). This proportionality percentage is also known as the “minimum proportionality percentage” or “MPP.” The manner in which an LEA demonstrates it is meeting its MPP is two-fold: (1) through the expenditure of LCFF funds or through the identification of a Planned Percentage of Improved Services as documented in the Contributing Actions Table, and (2) through the explanations provided in the Increased or Improved Services for Foster Youth, English Learners, and Low-Income Students section.

To improve services means to grow services in quality and to increase services means to grow services in quantity. Services are increased or improved by those actions in the LCAP that are identified in the Goals and Actions section as contributing to the increased or improved services requirement, whether they are provided across the entire LEA (LEA-wide action), provided to an entire school (Schoolwide action), or solely provided to one or more unduplicated student group(s) (Limited action).

Therefore, for *any* action contributing to meet the increased or improved services requirement, the LEA must include an explanation of:

- How the action is increasing or improving services for the unduplicated student group(s) (Identified Needs and Action Design), and
- How the action meets the LEA's goals for its unduplicated pupils in the state and any local priority areas (Measurement of Effectiveness).

LEA-wide and Schoolwide Actions

In addition to the above required explanations, LEAs must provide a justification for why an LEA-wide or Schoolwide action is being provided to all students and how the action is intended to improve outcomes for unduplicated student group(s) as compared to all students.

- Conclusory statements that a service will help achieve an expected outcome for the goal, without an explicit connection or further explanation as to how, are not sufficient.

- Further, simply stating that an LEA has a high enrollment percentage of a specific student group or groups does not meet the increased or improved services standard because enrolling students is not the same as serving students.

For School Districts Only

Actions provided on an **LEA-wide** basis at **school districts with an unduplicated pupil percentage of less than 55 percent** must also include a description of how the actions are the most effective use of the funds to meet the district's goals for its unduplicated pupils in the state and any local priority areas. The description must provide the basis for this determination, including any alternatives considered, supporting research, experience, or educational theory.

Actions provided on a **Schoolwide** basis for **schools with less than 40 percent enrollment of unduplicated pupils** must also include a description of how these actions are the most effective use of the funds to meet the district's goals for its unduplicated pupils in the state and any local priority areas. The description must provide the basis for this determination, including any alternatives considered, supporting research, experience, or educational theory.

Requirements and Instructions

Complete the tables as follows:

Total Projected LCFF Supplemental and/or Concentration Grants

- Specify the amount of LCFF supplemental and concentration grant funds the LEA estimates it will receive in the coming year based on the number and concentration of foster youth, English learner, and low-income students. This amount includes the Additional 15 percent LCFF Concentration Grant.

Projected Additional 15 percent LCFF Concentration Grant

- Specify the amount of additional LCFF concentration grant add-on funding, as described in *EC* Section 42238.02, that the LEA estimates it will receive in the coming year.

Projected Percentage to Increase or Improve Services for the Coming School Year

- Specify the estimated percentage by which services for unduplicated pupils must be increased or improved as compared to the services provided to all students in the LCAP year as calculated pursuant to 5 *CCR* Section 15496(a)(7).

LCFF Carryover — Percentage

- Specify the LCFF Carryover — Percentage identified in the LCFF Carryover Table. If a carryover percentage is not identified in the LCFF Carryover Table, specify a percentage of zero (0.00%).

LCFF Carryover — Dollar

- Specify the LCFF Carryover — Dollar amount identified in the LCFF Carryover Table. If a carryover amount is not identified in the LCFF Carryover Table, specify an amount of zero ($0).

Total Percentage to Increase or Improve Services for the Coming School Year

- Add the Projected Percentage to Increase or Improve Services for the Coming School Year and the Proportional LCFF Required Carryover Percentage and specify the percentage. This is the LEA's percentage by which services for unduplicated pupils must be increased or improved as compared to the services provided to all students in the LCAP year, as calculated pursuant to 5 *CCR* Section 15496(a)(7).

Required Descriptions:

LEA-wide and Schoolwide Actions

For each action being provided to an entire LEA or school, provide an explanation of (1) the unique identified need(s) of the unduplicated student group(s) for whom the action is principally directed, (2) how the action is designed to address the identified need(s) and why it is being provided on an LEA or schoolwide basis, and (3) the metric(s) used to measure the effectiveness of the action in improving outcomes for the unduplicated student group(s).

If the LEA has provided this required description in the Action Descriptions, state as such within the table.

Complete the table as follows:

Identified Need(s)

Provide an explanation of the unique identified need(s) of the LEA's unduplicated student group(s) for whom the action is principally directed.

An LEA demonstrates how an action is principally directed towards an unduplicated student group(s) when the LEA explains the need(s), condition(s), or circumstance(s) of the unduplicated student group(s) identified through a needs assessment and how the action addresses them. A meaningful needs assessment includes, at a minimum, analysis of applicable student achievement data and educational partner feedback.

How the Action(s) are Designed to Address Need(s) and Why it is Provided on an LEA-wide or Schoolwide Basis

Provide an explanation of how the action as designed will address the unique identified need(s) of the LEA's unduplicated student group(s) for whom the action is principally directed and the rationale for why the action is being provided on an LEA-wide or schoolwide basis.

- As stated above, conclusory statements that a service will help achieve an expected outcome for the goal, without an explicit connection or further explanation as to how, are not sufficient.
- Further, simply stating that an LEA has a high enrollment percentage of a specific student group or groups does not meet the increased or improved services standard because enrolling students is not the same as serving students.

Metric(s) to Monitor Effectiveness

Identify the metric(s) being used to measure the progress and effectiveness of the action(s).

Note for COEs and Charter Schools: In the case of COEs and charter schools, schoolwide and LEA-wide are considered to be synonymous.

Limited Actions

For each action being solely provided to one or more unduplicated student group(s), provide an explanation of (1) the unique identified need(s) of the unduplicated student group(s) being served, (2) how the action is designed to address the identified need(s), and (3) how the effectiveness of the action in improving outcomes for the unduplicated student group(s) will be measured.

If the LEA has provided the required descriptions in the Action Descriptions, state as such.

Complete the table as follows:

Identified Need(s)

Provide an explanation of the unique need(s) of the unduplicated student group(s) being served identified through the LEA's needs assessment. A meaningful needs assessment includes, at a minimum, analysis of applicable student achievement data and educational partner feedback.

How the Action(s) are Designed to Address Need(s)

Provide an explanation of how the action is designed to address the unique identified need(s) of the unduplicated student group(s) being served.

Metric(s) to Monitor Effectiveness

Identify the metric(s) being used to measure the progress and effectiveness of the action(s).

For any limited action contributing to meeting the increased or improved services requirement that is associated with a Planned Percentage of Improved Services in the Contributing Summary Table rather than an expenditure of LCFF funds, describe the methodology that was used to determine the contribution of the action towards the proportional percentage, as applicable.

- For each action with an identified Planned Percentage of Improved Services, identify the goal and action number and describe the methodology that was used.
- When identifying a Planned Percentage of Improved Services, the LEA must describe the methodology that it used to determine the contribution of the action towards the proportional percentage. The percentage of improved services for an action corresponds to the amount of LCFF funding that the LEA estimates it would expend to implement the action if it were funded.
- For example, an LEA determines that there is a need to analyze data to ensure that instructional aides and expanded learning providers know what targeted supports to provide to students who are foster youth. The LEA could implement this action by hiring additional staff to collect and analyze data and to coordinate supports for students, which, based on the LEA's current pay scale, the LEA estimates would cost $165,000. Instead, the LEA chooses to utilize a portion of existing staff time to analyze data relating to students who are foster youth. This analysis will then be shared with site principals who will use the data to coordinate services provided by instructional assistants and expanded learning providers to target support to students. In this example, the LEA would divide the estimated cost of $165,000 by the amount of LCFF Funding identified in the Total Planned Expenditures Table and then convert the quotient to a percentage. This percentage is the Planned Percentage of Improved Services for the action.

Additional Concentration Grant Funding

A description of the plan for how the additional concentration grant add-on funding identified above will be used to increase the number of staff providing direct services to students at schools that have a high concentration (above 55 percent) of foster youth, English learners, and low-income students, as applicable.

An LEA that receives the additional concentration grant add-on described in *EC* Section 42238.02 is required to demonstrate how it is using these funds to increase the number of staff who provide direct services to students at schools with an enrollment of unduplicated students that is greater than 55 percent as compared to the number of staff who provide direct services to students at schools with an enrollment of unduplicated students that is equal to or less than 55 percent. The staff who provide direct services to students must be certificated staff and/or classified staff employed by the LEA; classified staff includes custodial staff.

Provide the following descriptions, as applicable to the LEA:

- An LEA that does not receive a concentration grant or the concentration grant add-on must indicate that a response to this prompt is not applicable.

- Identify the goal and action numbers of the actions in the LCAP that the LEA is implementing to meet the requirement to increase the number of staff who provide direct services to students at schools with an enrollment of unduplicated students that is greater than 55 percent.

- An LEA that does not have comparison schools from which to describe how it is using the concentration grant add-on funds, such as a single-school LEA or an LEA that only has schools with an enrollment of unduplicated students that is greater than 55 percent, must describe how it is using the funds to increase the number of credentialed staff, classified staff, or both, including custodial staff, who provide direct services to students at selected schools and the criteria used to determine which schools require additional staffing support.

- In the event that an additional concentration grant add-on is not sufficient to increase staff providing direct services to students at a school with an enrollment of unduplicated students that is greater than 55 percent, the LEA must describe how it is using the funds to retain staff providing direct services to students at a school with an enrollment of unduplicated students that is greater than 55 percent.

Complete the table as follows:

- Provide the staff-to-student ratio of classified staff providing direct services to students with a concentration of unduplicated students that is 55 percent or less and the staff-to-student ratio of classified staff providing direct services to students at schools with a concentration of unduplicated students that is greater than 55 percent, as applicable to the LEA.
    - The LEA may group its schools by grade span (Elementary, Middle/Junior High, and High Schools), as applicable to the LEA.
    - The staff-to-student ratio must be based on the number of full-time equivalent (FTE) staff and the number of enrolled students as counted on the first Wednesday in October of each year.
- Provide the staff-to-student ratio of certificated staff providing direct services to students at schools with a concentration of unduplicated students that is 55 percent or less and the staff-to-student ratio of certificated staff providing direct services to students at schools with a concentration of unduplicated students that is greater than 55 percent, as applicable to the LEA.
    - The LEA may group its schools by grade span (Elementary, Middle/Junior High, and High Schools), as applicable to the LEA.
    - The staff-to-student ratio must be based on the number of FTE staff and the number of enrolled students as counted on the first Wednesday in October of each year.

Action Tables

Complete the Total Planned Expenditures Table for each action in the LCAP. The information entered into this table will automatically populate the other Action Tables. Information is only entered into the Total Planned Expenditures Table, the Annual Update Table, the Contributing Actions Annual Update Table, and the LCFF Carryover Table. The word “input” has been added to column headers to aid in identifying the column(s) where information will be entered. Information is not entered on the remaining Action tables.

The following tables are required to be included as part of the LCAP adopted by the local governing board or governing body:

- Table 1: Total Planned Expenditures Table (for the coming LCAP Year)
- Table 2: Contributing Actions Table (for the coming LCAP Year)
- Table 3: Annual Update Table (for the current LCAP Year)
- Table 4: Contributing Actions Annual Update Table (for the current LCAP Year)
- Table 5: LCFF Carryover Table (for the current LCAP Year)

Note: The coming LCAP Year is the year that is being planned for, while the current LCAP year is the current year of implementation. For example, when developing the 2024–25 LCAP, 2024–25 will be the coming LCAP Year and 2023–24 will be the current LCAP Year.

Total Planned Expenditures Table

In the Total Planned Expenditures Table, input the following information for each action in the LCAP for that applicable LCAP year:

- **LCAP Year**: Identify the applicable LCAP Year.
- **1. Projected LCFF Base Grant**: Provide the total amount estimated LCFF entitlement for the coming school year, excluding the supplemental and concentration grants and the add-ons for the Targeted Instructional Improvement Block Grant program, the former Home-to-School Transportation program, and the Small School District Transportation program, pursuant to 5 *CCR* Section 15496(a)(8). Note that the LCFF Base Grant for purposes of the LCAP also includes the Necessary Small Schools and Economic Recovery Target allowances for school districts, and County Operations Grant for COEs.

  See *EC* sections 2574 (for COEs) and 42238.02 (for school districts and charter schools), as applicable, for LCFF entitlement calculations.
- **2. Projected LCFF Supplemental and/or Concentration Grants:** Provide the total amount of LCFF supplemental and concentration grants estimated on the basis of the number and concentration of unduplicated students for the coming school year.
- **3. Projected Percentage to Increase or Improve Services for the Coming School Year:** This percentage will not be entered; it is calculated based on the Projected LCFF Base Grant and the Projected LCFF Supplemental and/or Concentration Grants, pursuant to 5 *CCR* Section 15496(a)(8). This is the percentage by which services for unduplicated pupils must be increased or improved as compared to the services provided to all students in the coming LCAP year.
- **LCFF Carryover — Percentage:** Specify the LCFF Carryover — Percentage identified in the LCFF Carryover Table from the prior LCAP year. If a carryover percentage is not identified in the LCFF Carryover Table, specify a percentage of zero (0.00%).
- **Total Percentage to Increase or Improve Services for the Coming School Year:** This percentage will not be entered; it is calculated based on the Projected Percentage to Increase or Improve Services for the Coming School Year and the LCFF Carryover —

Percentage. ***This is the percentage by which the LEA must increase or improve services for unduplicated pupils as compared to the services provided to all students in the coming LCAP year.***

- **Goal #**: Enter the LCAP Goal number for the action.
- **Action #**: Enter the action's number as indicated in the LCAP Goal.
- **Action Title**: Provide a title of the action.
- **Student Group(s)**: Indicate the student group or groups who will be the primary beneficiary of the action by entering "All," or by entering a specific student group or groups.
- **Contributing to Increased or Improved Services?:** Type "Yes" if the action **is** included as contributing to meeting the increased or improved services requirement; OR, type "No" if the action is **not** included as contributing to meeting the increased or improved services requirement.
- If "Yes" is entered into the Contributing column, then complete the following columns:
    - **Scope**: The scope of an action may be LEA-wide (i.e., districtwide, countywide, or charterwide), schoolwide, or limited. An action that is LEA-wide in scope upgrades the entire educational program of the LEA. An action that is schoolwide in scope upgrades the entire educational program of a single school. An action that is limited in its scope is an action that serves only one or more unduplicated student groups.
    - **Unduplicated Student Group(s)**: Regardless of scope, contributing actions serve one or more unduplicated student groups. Indicate one or more unduplicated student groups for whom services are being increased or improved as compared to what all students receive.
    - **Location**: Identify the location where the action will be provided. If the action is provided to all schools within the LEA, the LEA must indicate "All Schools." If the action is provided to specific schools within the LEA or specific grade spans only, the LEA must enter "Specific Schools" or "Specific Grade Spans." Identify the individual school or a subset of schools or grade spans (e.g., all high schools or grades transitional kindergarten through grade five), as appropriate.
- **Time Span**: Enter "ongoing" if the action will be implemented for an indeterminate period of time. Otherwise, indicate the span of time for which the action will be implemented. For example, an LEA might enter "1 Year," or "2 Years," or "6 Months."
- **Total Personnel**: Enter the total amount of personnel expenditures utilized to implement this action.
- **Total Non-Personnel**: This amount will be automatically calculated based on information provided in the Total Personnel column and the Total Funds column.

- **LCFF Funds**: Enter the total amount of LCFF funds utilized to implement this action, if any. LCFF funds include all funds that make up an LEA's total LCFF target (i.e., base grant, grade span adjustment, supplemental grant, concentration grant, Targeted Instructional Improvement Block Grant, and Home-To-School Transportation).
    - **Note:** For an action to contribute towards meeting the increased or improved services requirement, it must include some measure of LCFF funding. The action may also include funding from other sources, however the extent to which an action contributes to meeting the increased or improved services requirement is based on the LCFF funding being used to implement the action.
- **Other State Funds**: Enter the total amount of Other State Funds utilized to implement this action, if any.
    - **Note:** Equity Multiplier funds must be included in the "Other State Funds" category, not in the "LCFF Funds" category. As a reminder, Equity Multiplier funds must be used to supplement, not supplant, funding provided to Equity Multiplier schoolsites for purposes of the LCFF, the ELO-P, the LCRS, and/or the CCSPP. This means that Equity Multiplier funds must not be used to replace funding that an Equity Multiplier schoolsite would otherwise receive to implement LEA-wide actions identified in the LEA's LCAP or that an Equity Multiplier schoolsite would otherwise receive to implement provisions of the ELO-P, the LCRS, and/or the CCSPP.
- **Local Funds**: Enter the total amount of Local Funds utilized to implement this action, if any.
- **Federal Funds**: Enter the total amount of Federal Funds utilized to implement this action, if any.
- **Total Funds**: This amount is automatically calculated based on amounts entered in the previous four columns.
- **Planned Percentage of Improved Services**: For any action identified as contributing, being provided on a Limited basis to unduplicated students, and that does not have funding associated with the action, enter the planned quality improvement anticipated for the action as a percentage rounded to the nearest hundredth (0.00%). A limited action is an action that only serves foster youth, English learners, and/or low-income students.
    - As noted in the instructions for the Increased or Improved Services section, when identifying a Planned Percentage of Improved Services, the LEA must describe the methodology that it used to determine the contribution of the action towards the proportional percentage. The percentage of improved services for an action corresponds to the amount of LCFF funding that the LEA estimates it would expend to implement the action if it were funded.

      For example, an LEA determines that there is a need to analyze data to ensure that instructional aides and expanded learning providers know what targeted supports to provide to students who are foster youth. The LEA could implement this action by hiring additional staff to collect and analyze data and to coordinate supports for students, which, based on the LEA's current pay scale, the LEA estimates would cost $165,000. Instead, the LEA chooses to utilize a portion of existing staff time to analyze data relating to students who are foster youth. This analysis will then be shared with site principals who will use the data to coordinate services provided by instructional assistants and expanded learning providers to target support to students. In this example, the LEA would divide the estimated cost of $165,000 by the amount of LCFF Funding identified in the Data Entry Table and then convert the quotient to a percentage. This percentage is the Planned Percentage of Improved Services for the action.

Contributing Actions Table

As noted above, information will not be entered in the Contributing Actions Table; however, the 'Contributing to Increased or Improved Services?' column will need to be checked to ensure that only actions with a "Yes" are displaying. If actions with a "No" are displayed or if actions that are contributing are not displaying in the column, use the drop-down menu in the column header to filter only the "Yes" responses.

Annual Update Table

In the Annual Update Table, provide the following information for each action in the LCAP for the relevant LCAP year:

- **Estimated Actual Expenditures**: Enter the total estimated actual expenditures to implement this action, if any.

Contributing Actions Annual Update Table

In the Contributing Actions Annual Update Table, check the 'Contributing to Increased or Improved Services?' column to ensure that only actions with a "Yes" are displaying. If actions with a "No" are displayed or if actions that are contributing are not displaying in the column, use the drop-down menu in the column header to filter only the "Yes" responses. Provide the following information for each contributing action in the LCAP for the relevant LCAP year:

- **6. Estimated Actual LCFF Supplemental and/or Concentration Grants:** Provide the total amount of LCFF supplemental and concentration grants estimated based on the number and concentration of unduplicated students in the current school year.
- **Estimated Actual Expenditures for Contributing Actions**: Enter the total estimated actual expenditure of LCFF funds used to implement this action, if any.
- **Estimated Actual Percentage of Improved Services:** For any action identified as contributing, being provided on a Limited basis only to unduplicated students, and that does not have funding associated with the action, enter the total estimated actual quality improvement anticipated for the action as a percentage rounded to the nearest hundredth (0.00%).
    - Building on the example provided above for calculating the Planned Percentage of Improved Services, the LEA in the example implements the action. As part of the annual update process, the LEA reviews implementation and student outcome data and determines that the action was implemented with fidelity and that outcomes for foster youth students improved. The LEA reviews the original estimated cost for the action and determines that had it hired additional staff to collect and analyze data and to coordinate supports for students that estimated actual cost would have been $169,500 due to a cost of living adjustment. The LEA would divide the estimated actual cost of $169,500 by the amount of LCFF Funding identified in the Data Entry Table and then convert the quotient to a percentage. This percentage is the Estimated Actual Percentage of Improved Services for the action.

LCFF Carryover Table

- **9. Estimated Actual LCFF Base Grant**: Provide the total amount of estimated LCFF Target Entitlement for the current school year, excluding the supplemental and concentration grants and the add-ons for the Targeted Instructional Improvement Block Grant program,

the former Home-to-School Transportation program, and the Small School District Transportation program, pursuant to 5 *CCR* Section 15496(a)(8). Note that the LCFF Base Grant for purposes of the LCAP also includes the Necessary Small Schools and Economic Recovery Target allowances for school districts, and County Operations Grant for COEs. See *EC* sections 2574 (for COEs) and 42238.02 (for school districts and charter schools), as applicable, for LCFF entitlement calculations.

- **10. Total Percentage to Increase or Improve Services for the Current School Year:** This percentage will not be entered. The percentage is calculated based on the amounts of the Estimated Actual LCFF Base Grant (9) and the Estimated Actual LCFF Supplemental and/or Concentration Grants (6), pursuant to 5 *CCR* Section 15496(a)(8), plus the LCFF Carryover – Percentage from the prior year. This is the percentage by which services for unduplicated pupils must be increased or improved as compared to the services provided to all students in the current LCAP year.

Calculations in the Action Tables

To reduce the duplication of effort of LEAs, the Action Tables include functionality such as pre-population of fields and cells based on the information provided in the Data Entry Table, the Annual Update Summary Table, and the Contributing Actions Table. For transparency, the functionality and calculations used are provided below.

Contributing Actions Table

- **4. Total Planned Contributing Expenditures (LCFF Funds)**
    - This amount is the total of the Planned Expenditures for Contributing Actions (LCFF Funds) column.
- **5. Total Planned Percentage of Improved Services**
    - This percentage is the total of the Planned Percentage of Improved Services column.
- **Planned Percentage to Increase or Improve Services for the coming school year (4 divided by 1, plus 5)**
    - This percentage is calculated by dividing the Total Planned Contributing Expenditures (4) by the Projected LCFF Base Grant (1), converting the quotient to a percentage, and adding it to the Total Planned Percentage of Improved Services (5).

Contributing Actions Annual Update Table

Pursuant to *EC* Section 42238.07(c)(2), if the Total Planned Contributing Expenditures (4) is less than the Estimated Actual LCFF Supplemental and Concentration Grants (6), the LEA is required to calculate the difference between the Total Planned Percentage of Improved Services (5) and the Total Estimated Actual Percentage of Improved Services (7). If the Total Planned Contributing Expenditures (4) is equal to or greater than the Estimated Actual LCFF Supplemental and Concentration Grants (6), the Difference Between Planned and Estimated Actual Percentage of Improved Services will display “Not Required.”

- **6. Estimated Actual LCFF Supplemental and Concentration Grants**

- This is the total amount of LCFF supplemental and concentration grants the LEA estimates it will actually receive based on the number and concentration of unduplicated students in the current school year.

- **4. Total Planned Contributing Expenditures (LCFF Funds)**
  - This amount is the total of the Last Year's Planned Expenditures for Contributing Actions (LCFF Funds).
- **7. Total Estimated Actual Expenditures for Contributing Actions**
  - This amount is the total of the Estimated Actual Expenditures for Contributing Actions (LCFF Funds).
- **Difference Between Planned and Estimated Actual Expenditures for Contributing Actions (Subtract 7 from 4)**
  - This amount is the Total Estimated Actual Expenditures for Contributing Actions (7) subtracted from the Total Planned Contributing Expenditures (4).
- **5. Total Planned Percentage of Improved Services (%)**
  - This amount is the total of the Planned Percentage of Improved Services column.
- **8. Total Estimated Actual Percentage of Improved Services (%)**
  - This amount is the total of the Estimated Actual Percentage of Improved Services column.
- **Difference Between Planned and Estimated Actual Percentage of Improved Services (Subtract 5 from 8)**
  - This amount is the Total Planned Percentage of Improved Services (5) subtracted from the Total Estimated Actual Percentage of Improved Services (8).

LCFF Carryover Table

- **10. Total Percentage to Increase or Improve Services for the Current School Year (6 divided by 9 plus Carryover %)**
  - This percentage is the Estimated Actual LCFF Supplemental and/or Concentration Grants (6) divided by the Estimated Actual LCFF Base Grant (9) plus the LCFF Carryover – Percentage from the prior year.
- **11. Estimated Actual Percentage of Increased or Improved Services (7 divided by 9, plus 8)**
  - This percentage is the Total Estimated Actual Expenditures for Contributing Actions (7) divided by the LCFF Funding (9), then converting the quotient to a percentage and adding the Total Estimated Actual Percentage of Improved Services (8).
- **12. LCFF Carryover — Dollar Amount LCFF Carryover (Subtract 11 from 10 and multiply by 9)**

- If the Estimated Actual Percentage of Increased or Improved Services (11) is less than the Estimated Actual Percentage to Increase or Improve Services (10), the LEA is required to carry over LCFF funds.

  The amount of LCFF funds is calculated by subtracting the Estimated Actual Percentage to Increase or Improve Services (11) from the Estimated Actual Percentage of Increased or Improved Services (10) and then multiplying by the Estimated Actual LCFF Base Grant (9). This amount is the amount of LCFF funds that is required to be carried over to the coming year.

- **13. LCFF Carryover — Percentage (12 divided by 9)**
  - This percentage is the unmet portion of the Percentage to Increase or Improve Services that the LEA must carry over into the coming LCAP year. The percentage is calculated by dividing the LCFF Carryover (12) by the LCFF Funding (9).

California Department of Education
November 2024