EDUCATION SERVICE CENTER REGION 11

2026-27 BUDGET INFORMATION PACKET

AUGUST 31, 2026

Education Service Center Region 11
2026-27 Budget
General Operating
As of September 1, 2026

		2026-27	*Original 2025-26*	Variance
	Estimated Revenue			
5700	Local Revenue	27,127,866	25,308,446	1,819,420
5700	*Local Revenue- Erate*	1,609,969	1,080,855.00	529,114
5800	State Revenue (Admin/Indirect)	3,547,182	3,414,202	132,980
5819	State Base Appropriations	338,611	339,995	(1,384)
5900	Federal Revenue (Admin/Indirect)	550,000	536,530	13,470
	Total Estimated Revenue	33,173,628	30,680,028	2,493,600
	Appropriations by Function			
12	Instructional Resources and Media	1,419,569	1,144,987	274,582
13	Curriculum and Staff Development	16,340,000	14,310,268	2,029,732
21	Instructional Leadership	422,117	319,131	102,986
41	General Administration	4,233,673	4,260,344	(26,671)
51	Plant Maintenance	51,594	74,850	(23,256)
52	Security and Monitoring Services	115,000	105,000	10,000
53	Data Processing Services	1,466,133	3,126,838	(1,660,705)
53	Data Processing Services- Erate	1,486,871	0	1,486,871
62	LEA Administrative Support Services	8,172,842	7,182,808	990,034
71	Debt Service	0	0	0
72	Debt Service: Interest	0	0	0
	Total Appropriations	33,707,799	30,524,226	3,183,573
	Net Surplus	(534,171)	*155,802*	(689,973)
	Transfer in pending Fund Balance approval	610,000	*450,000*	
	Net Change in Fund Balance	75,829	605,802	(529,973)

Capital Projects Fund

		2026-27	*Original 2025-26*	Variance
81	Facilities Acquisition and Construction	9,500,000	9,482,367	17,633
		9,500,000	9,482,367	17,633

Education Service Center Region 11
2026-27 Budget
General Operating
As of September 1, 2026

REVENUES							**TOTAL**
Object - Description							
ALL GENERAL FUNDS							
5700 - LOCAL REVENUES							$ 28,737,835
5800 - STATE REVENUES							$ 3,885,793
5900 - FEDERAL REVENUES							$ 550,000
3700 - FUND BALANCE							$ -
Totals - All General Funds	**$ -**	**$ -**	**$ -**	**$ -**	**$ -**	**$ -**	**$ 33,173,628**

EXPENDITURES	**Payroll Costs 6100**	**Contracted Services 6200**	**Supplies & Materials 6300**	**Other Operating Expenses 6400**	**Debt Services 6500**	**Capital Outlay 6600**	**TOTAL**
Function - Description							
ALL GENERAL FUNDS							
FUNCTION 12	$ 291,569	$ 785,500	$ 326,000	$ 16,500	$ -	$ -	$ 1,419,569
FUNCTION 13	$ 11,337,483	$ 3,301,704	$ 1,387,080	$ 313,733	$ -	$ -	$ 16,340,000
FUNCTION 21	$ 370,950	$ 25,167	$ -	$ 26,000	$ -	$ -	$ 422,117
FUNCTION 41	$ 2,704,140	$ 707,778	$ 137,440	$ 684,315	$ -	$ -	$ 4,233,673
FUNCTION 51	$ 28,965	$ 22,629	$ -	$ -	$ -	$ -	$ 51,594
FUNCTION 52	$ -	$ 115,000	$ -	$ -	$ -	$ -	$ 115,000
FUNCTION 53	$ 1,529,118	$ 1,216,705	$ 116,325	$ 90,856	$ -	$ -	$ 2,953,004
FUNCTION 62	$ 3,939,030	$ 2,061,333	$ 1,199,381	$ 973,098	$ -	$ -	$ 8,172,842
FUNCTION 71	$ -	$ -	$ -	$ -	$ -	$ -	$ -
							$ -
Totals - All General Funds	**$ 20,201,255**	**$ 8,235,816**	**$ 3,166,226**	**$ 2,104,502**	**$ -**	**$ -**	**$ 33,707,799**
	60%	24%	9%	6%	0%	0%	

FUNCTION 12 - INSTRUCTIONAL RESOURCES AND MEDIA SERVICES
FUNCTION 13 - CURRICULUM DEVELOPMENT AND INSTRUCTIONAL STAFF DEVELOPMENT
FUNCTION 21 - INSTRUCTIONAL LEADERSHIP
FUNCTION 41 - GENERAL ADMINISTRATION
FUNCTION 51 - FACILITIES MAINTENANCE AND OPERATIONS
FUNCTION 52 - SECURITY AND MONITORING SERVICES
FUNCTION 53 - DATA PROCESSING SERVICES
FUNCTION 62 - SCHOOL DISTRICT ADMINISTRATIVE SUPPORT SERVICES
FUNCTION 71- DEBT

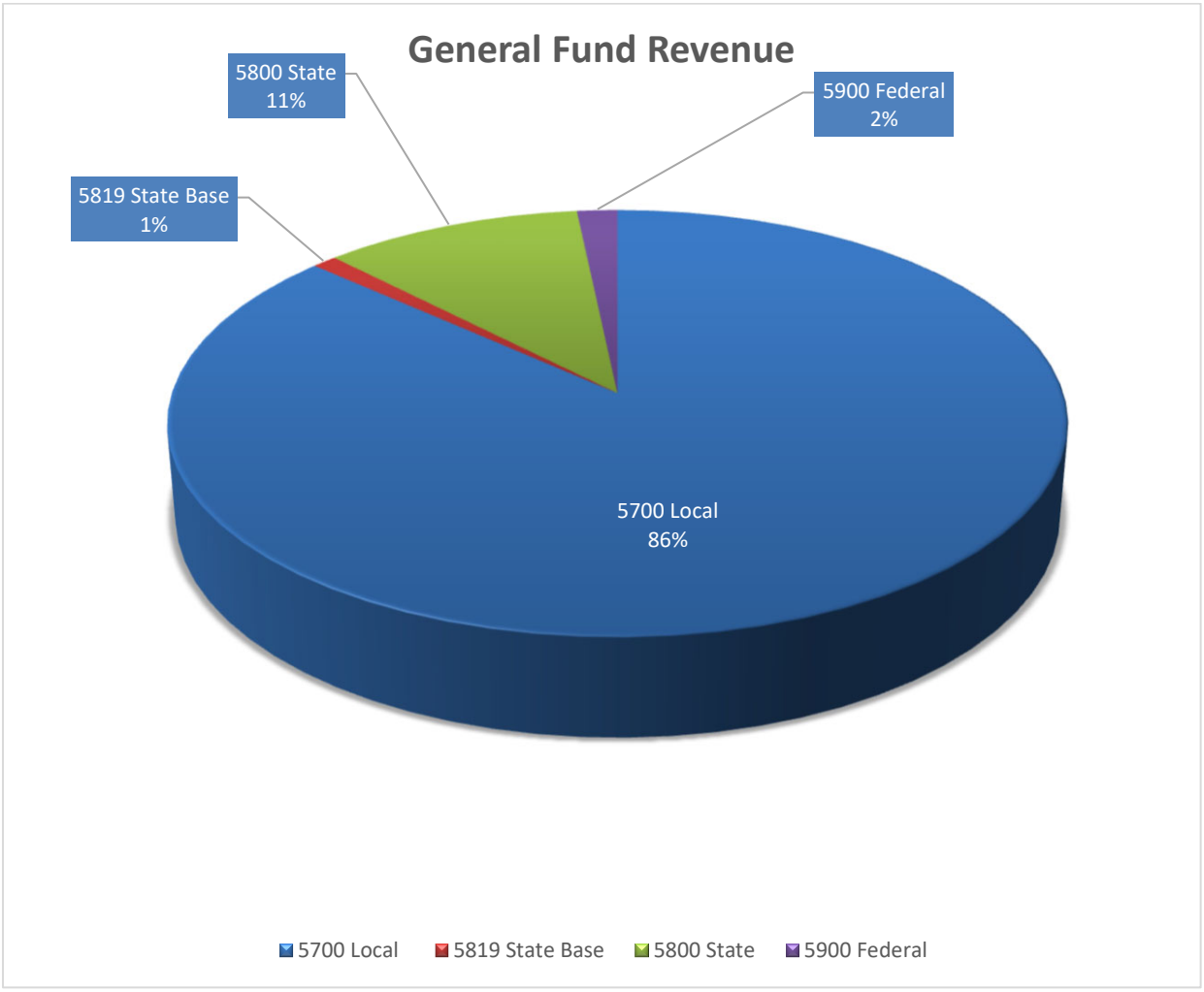
General Fund Revenue
5800 State
11%
5900 Federal
2%
5819 State Base
1%
5700 Local
86%
5700 Local
5819 State Base
5800 State
5900 Federal

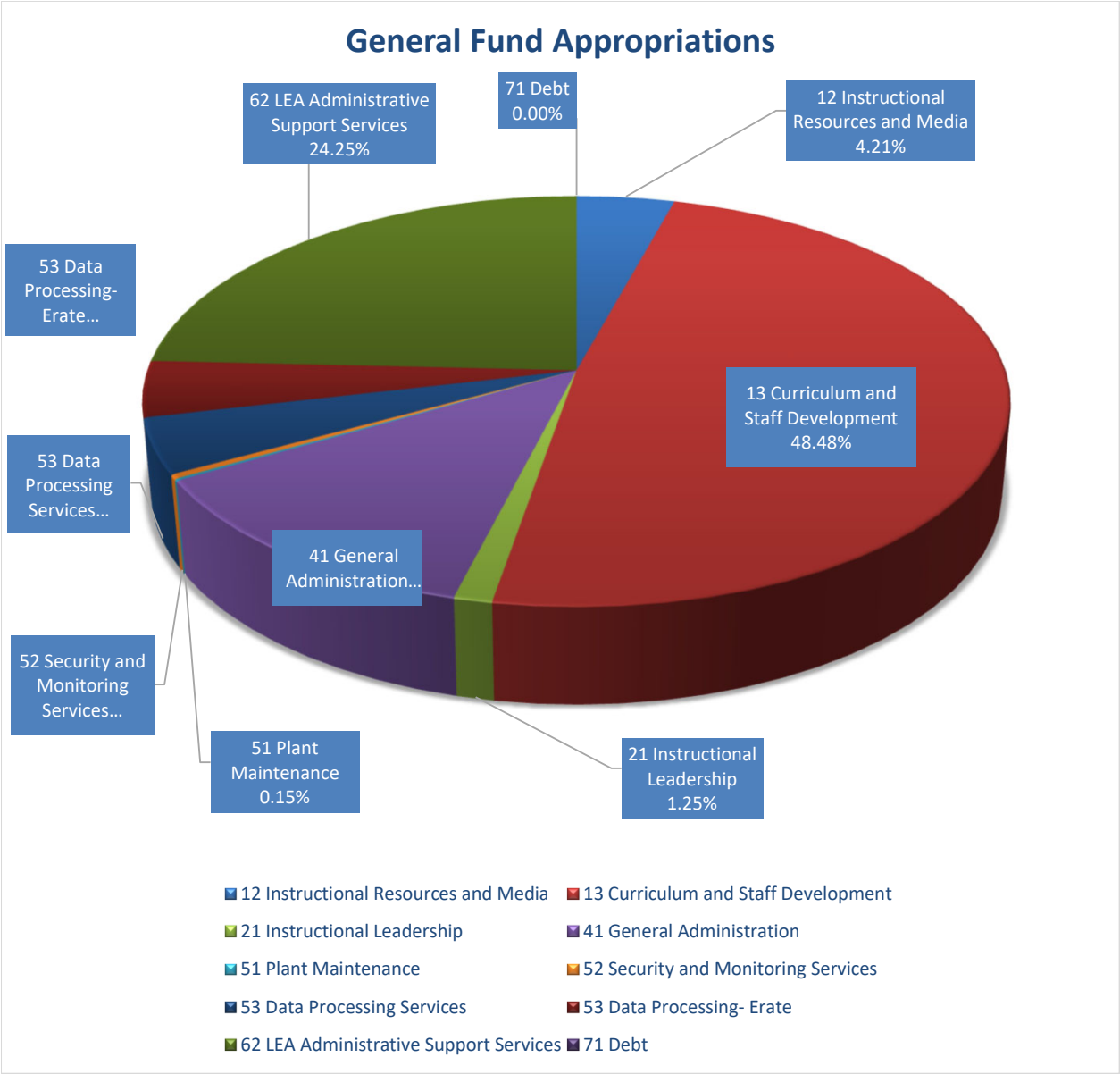
General Fund Appropriations
62 LEA Administrative Support Services 24.25%
71 Debt 0.00%
12 Instructional Resources and Media 4.21%
53 Data Processing- Erate...
13 Curriculum and Staff Development 48.48%
53 Data Processing Services...
41 General Administration...
52 Security and Monitoring Services...
51 Plant Maintenance 0.15%
21 Instructional Leadership 1.25%
12 Instructional Resources and Media
13 Curriculum and Staff Development
21 Instructional Leadership
41 General Administration
51 Plant Maintenance
52 Security and Monitoring Services
53 Data Processing Services
53 Data Processing- Erate
62 LEA Administrative Support Services
71 Debt

Education Service Center Region 11
2026-27 Budget
ESC 26-27 REVENUE

STATE BASE (net of indirect cost)		0.48%
TOTAL	$	338,611.00

GENERAL FUND		46.56%
TRS On Behalf/Medicare Part B		1,975,000.00
State Foundation Revenue for Salaries/Benefits		320,000.00
State/Federal Indirect Cost for Admin		1,800,000.00
E-RATE		1,609,969.00
Local - Sale of Services to Districts		27,468,659.00
TOTAL	$	33,173,628.00

GRANTS		52.96%
Migrant SSA		192,889.00
Carl Perkins SSA		231,704.00
Title III SSA		141,201.00
Private Non-Profit: Title I, II, III, IV		1,400,000.00
State and Indirect Federal Grants (Migrant Basic Svcs, IDEA-E		35,764,079.00
TOTAL	$	37,729,873.00

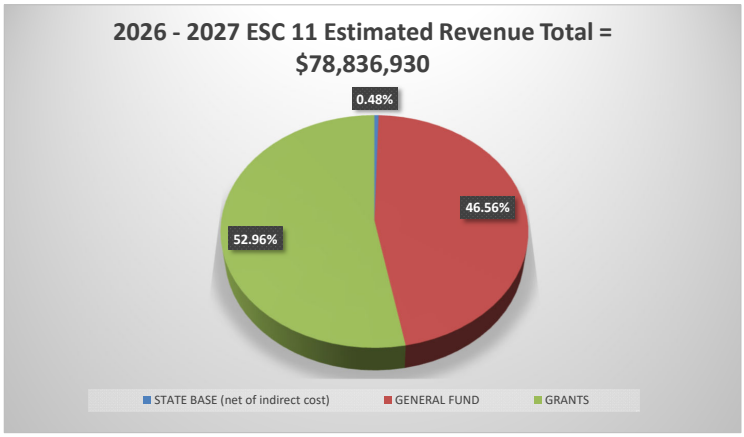

Education Service Center Region 11
2026-27 Budget
GRANT INFORMATION

2026-2027 GRANT INFORMATION			
	Carry Forward	Anticipated new grants	Total Anticipated Available Funds in FY 26-27
PNP	$ -	$ 1,400,000.00	$ 1,400,000.00
State	21,296,771.00	$2,303,914.00	$ 23,600,685.00
Federal	$1,468,901.00	11,260,287.00	$ 12,729,188.00
	$ 22,765,672.00	$ 14,964,201.00	$ 37,729,873.00

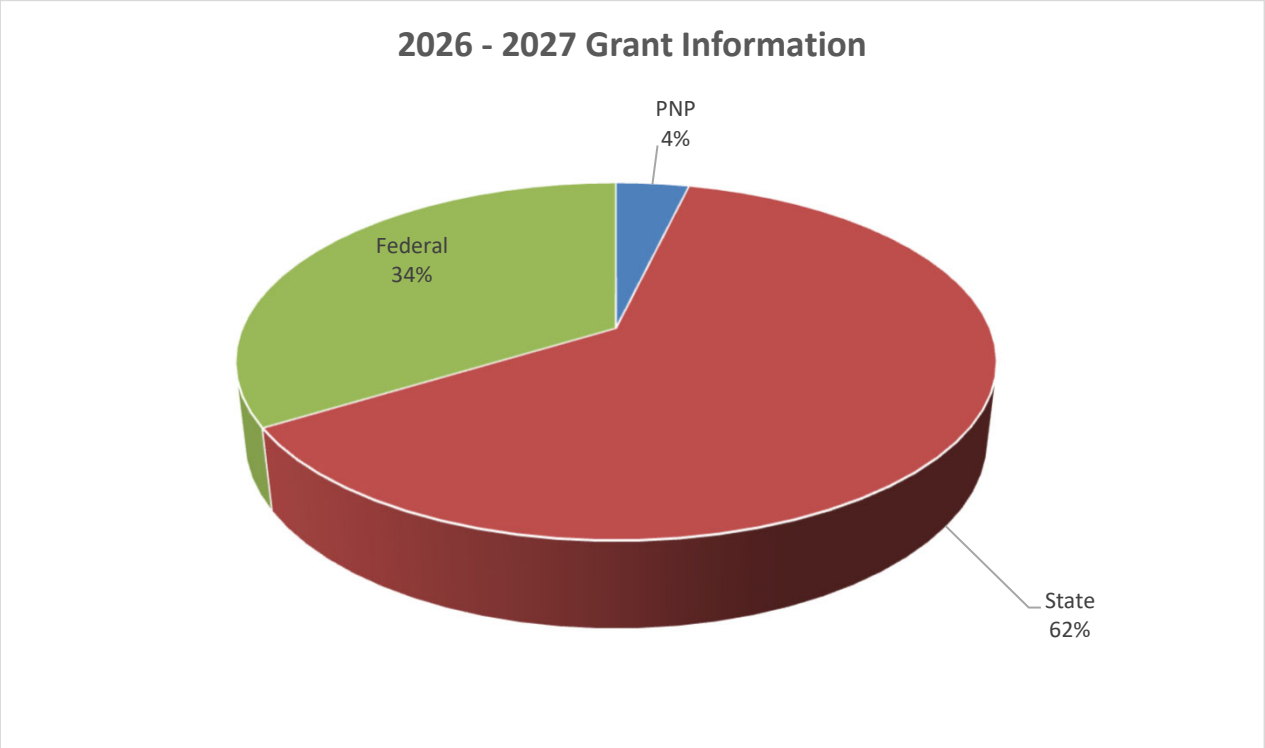

GENERAL OPERATING FUND BALANCE

	AUDIT AUG 2025	BOARD APPROVED REDESIGNATIONS	CURRENT FUND BALANCE	*PENDING BOARD REDESIGNATIONS*	PROJECTED 2025-2026 CHANGES	PROJECTED YE BALANCE 2026
PREPAID ITEMS	**215,565.00**		**215,565.00**		-	**215,565.00**
COMMITTED						
BUILDING INFRASTRUCTURE	**10,482,367.00**	-	**10,482,367.00**			**10,482,367.00**
RETIREMENT OF LONG-TERM LIABILITIES	**50,670.00**		**50,670.00**		(50,670.00)	-
PROGRAM DELIVERY	**2,177,812.00**	-	**2,177,812.00**	*(610,000.00)*	3,000,000.00	**4,567,812.00**
OPERATIONAL RESERVE	**7,000,000.00**		**7,000,000.00**			**7,000,000.00**
E-RATE	**3,298,445.00**		**3,298,445.00**			**3,298,445.00**
UNASSIGNED	**6,207,022.00**		**6,207,022.00**			**6,207,022.00**
TOTAL FUND BALANCE	**29,431,881.00**	-	**29,431,881.00**	(610,000.00)	2,949,330.00	**31,771,211.00**