HERE FOR KIDS



Monthly Financial Reports

For the Month Ending July 31, 2026

CINCINNATI PUBLIC SCHOOLS

Financial Overview- Through July 31, 2026

Summary–Finances are on track and no significant, unexpected issues, except as noted below (mainly timing).

- **General Fund Cash Balances** as of July 31, 2026 were down significantly over the prior fiscal year-to-date. (See below for details) It is noted Property tax revenues were down (related to delayed property tax bill due dates and distribution; Expenditures increases related primarily to Salary and Benefits related to the three pay month in July 2026.

- **General Fund Revenues** through July 2026 were down significantly over the prior year. Property tax revenue (Advances from Hamilton County) were $86 M less as a result of the County's delay in implementing property tax reform measures – which led to a later due date this year. All remaining revenues were flat.

- **General Fund Expenditures** through July 2026 were up slightly over the prior fiscal year. Salary and Benefits were $12 M higher compared to the prior fiscal year-to-date. This relates primarily to the fact that July 2026 was a three pay month for the District (Compared to August 2025 in the prior fiscal year.) Overall, other expenditure categories were down about $5 M.

- **Preschool students funded through Tuition Assistance**. No changes. No preschool classes during the month of July.

Cash and Investments



General Ledger - All Funds

Cash and Investment Balances [in Millions]

July 31, 2026

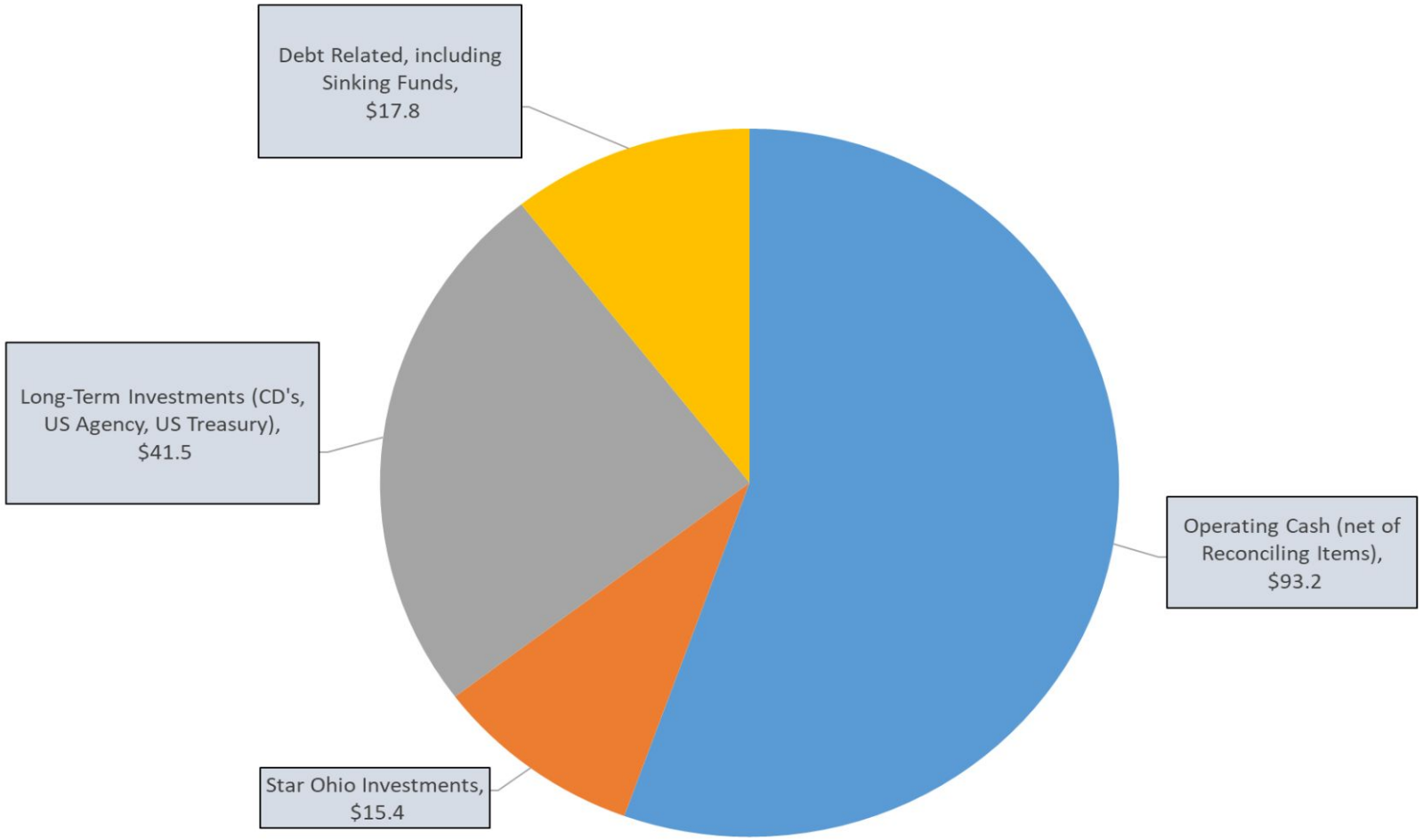

Grand Total = $167.9 Million

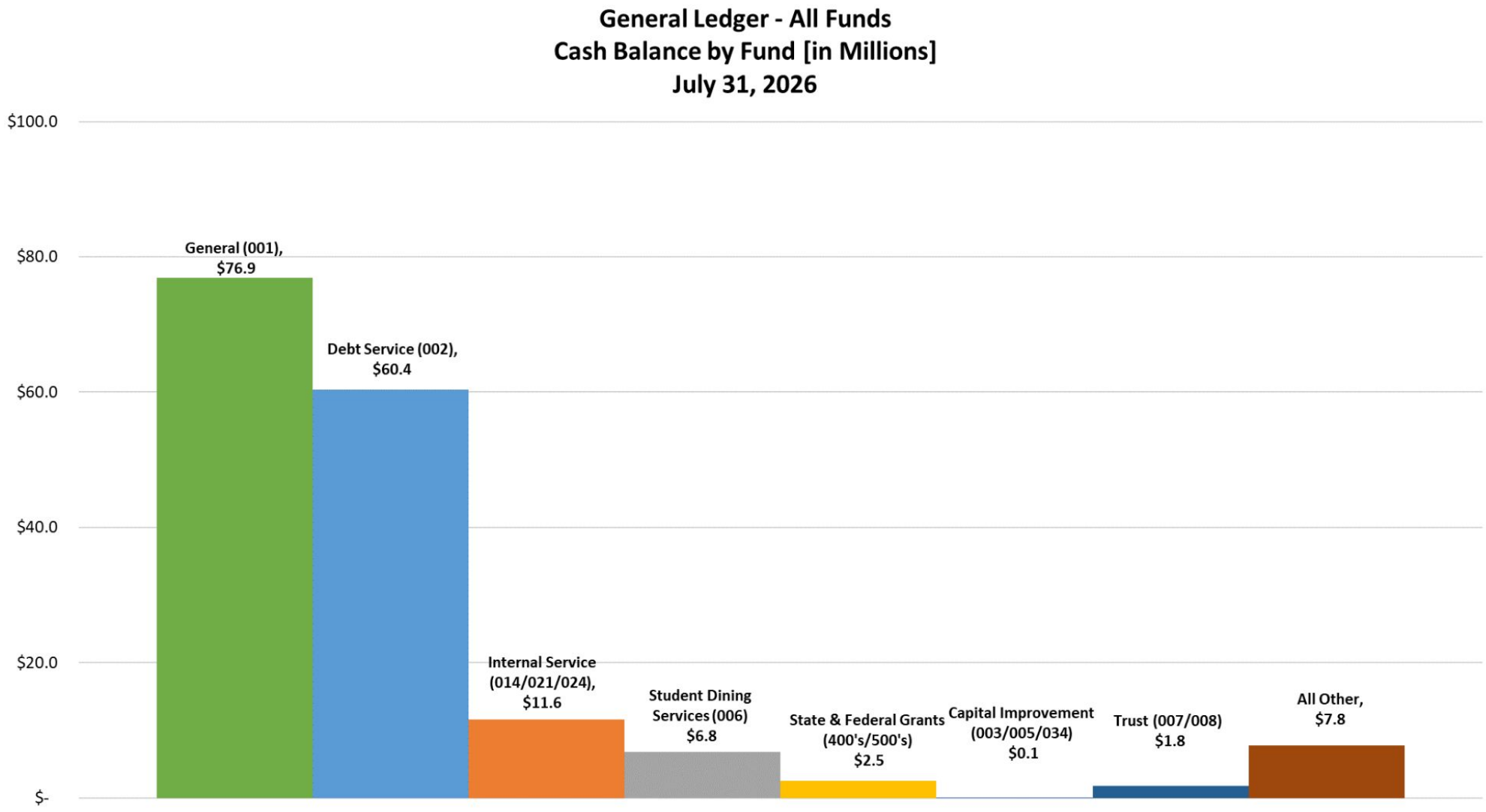

Grand Total = $167.9 Million

Click here for a list of Funds. View the Fund Activity Report

Annual Investment Report

Fiscal Year	Receipt Dates		General Fund Interest Revenue	Debt Service Fund Interest Revenue
Fiscal Year 2026	**July 1, 2025 - June 30, 2026**	**Full Fiscal Year**	**$5,009,613.63**	**$540,515.90**
Fiscal Year 2025	July 1, 2024 - June 30, 2025	Full Fiscal Year	$7,078,449.22	$771,352.04
Fiscal Year 2024	July 1, 2023 - June 30, 2024	Full Fiscal Year	$4,710,415.83 *	$915,240.20
Fiscal Year 2023	July 1, 2022 - June 30, 2023	Full Fiscal Year	$1,800,397.96	$768,828.77
Fiscal Year 2022	July 1, 2021 - June 30, 2022	Full Fiscal Year	$768,865.32	$651,330.46

Other items attached to Board Docs:

1. Interest Revenue (summarized above)
2. Bank Reconciliation Summary - June 30, 2026
3. Commercial Paper and Bankers Acceptances Report

   (Requires Board approval - Board meeting 08/17/2026)

Legend:
* - $1,080,133 of interest is attributed to a portion of the Tax Anticipation Notes proceeds held in Star Ohio from December 2023 to March 2024.

General Fund



Statement of Cash Flow

Statement of Cash Flow			
General Fund			
For Month Ending July 31, 2026			Year to Date
Cash from Operating Activities			
General Property Tax	$73,475,000		$73,475,000
Tangible Personal Property Tax	$0		$0
Unrestricted State Grants-in-Aid	$10,196,970		$10,196,970
Restricted State Grants-in-Aid	$2,379,611		$2,379,611
State Share of Local Property Tax	$0		$0
Other Revenues	$1,105,639		$1,105,639
Advances In	$2,400,000		$2,400,000
All Other Financing Sources	$4,629		$4,629
Total Revenues	**$89,561,849**		**$89,561,849**
Personal Services (Salaries)	$35,100,096		$35,100,096
Employee Benefits	$11,425,534		$11,425,534
Purchased Services	$6,638,872		$6,638,872
Supplies and Materials	$2,376,244		$2,376,244
Capital Outlays	$17,374		$17,374
Other Expenses	$63,342		$63,342
Operating Transfers Out	$0		$0
Advances Out	$0		$0
Total Expenditures	**$55,621,462**		**$55,621,462**
Net Increase /Decrease in Cash	$33,940,387		$33,940,387
Cash Balance: 7/1/2026	$43,006,947	7/1/2026	$43,006,947
Cash Balance: 7/31/2026	$76,947,334	7/31/2026	$76,947,334

Notes:

Property tax advances accounted for the majority of revenue this month.

Expenses were higher than usual, due to a third payroll in July.

General Fund (001)

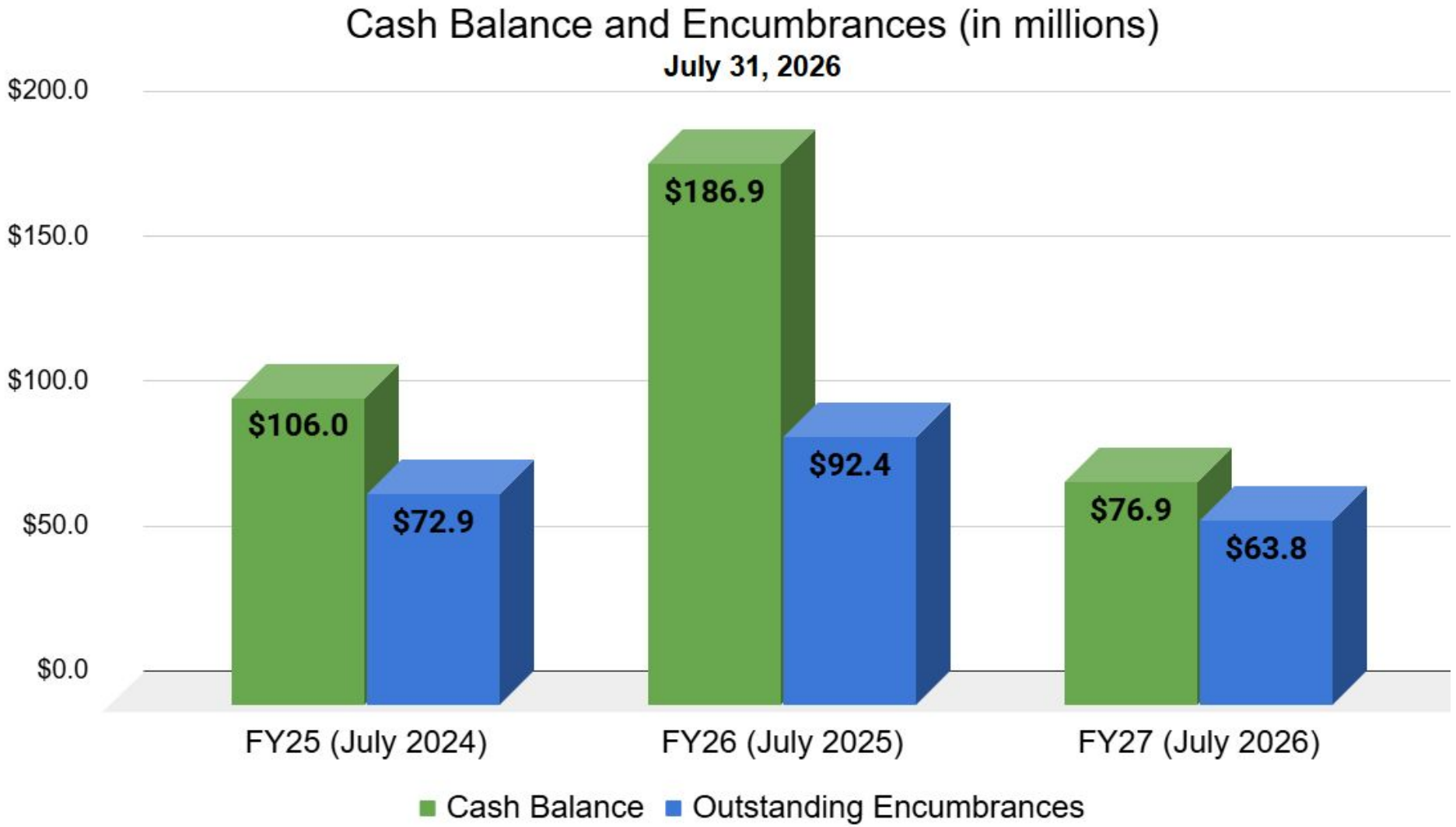

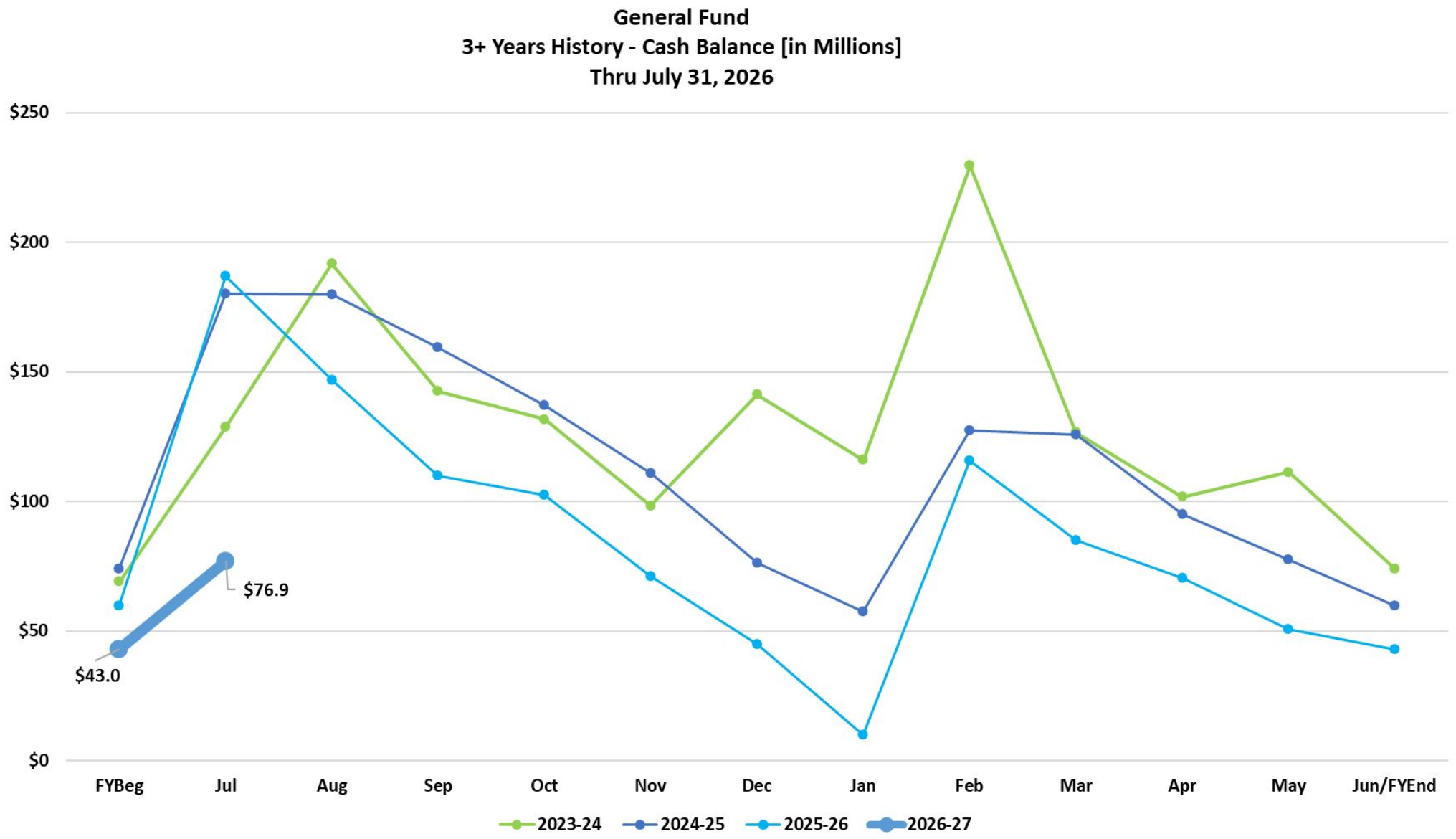
General Fund
3+ Years History - Cash Balance [in Millions]
Thru July 31, 2026
$250
$200
$150
$100
$50
$0
$76.9
$43.0
FYBeg
Jul
Aug
Sep
Oct
Nov
Dec
Jan
Feb
Mar
Apr
May
Jun/FYEnd
2023-24
2024-25
2025-26
2026-27

Revenue

General Fund (001)

3 Year Revenue by Source Comparison (in millions)

July 31, 2026

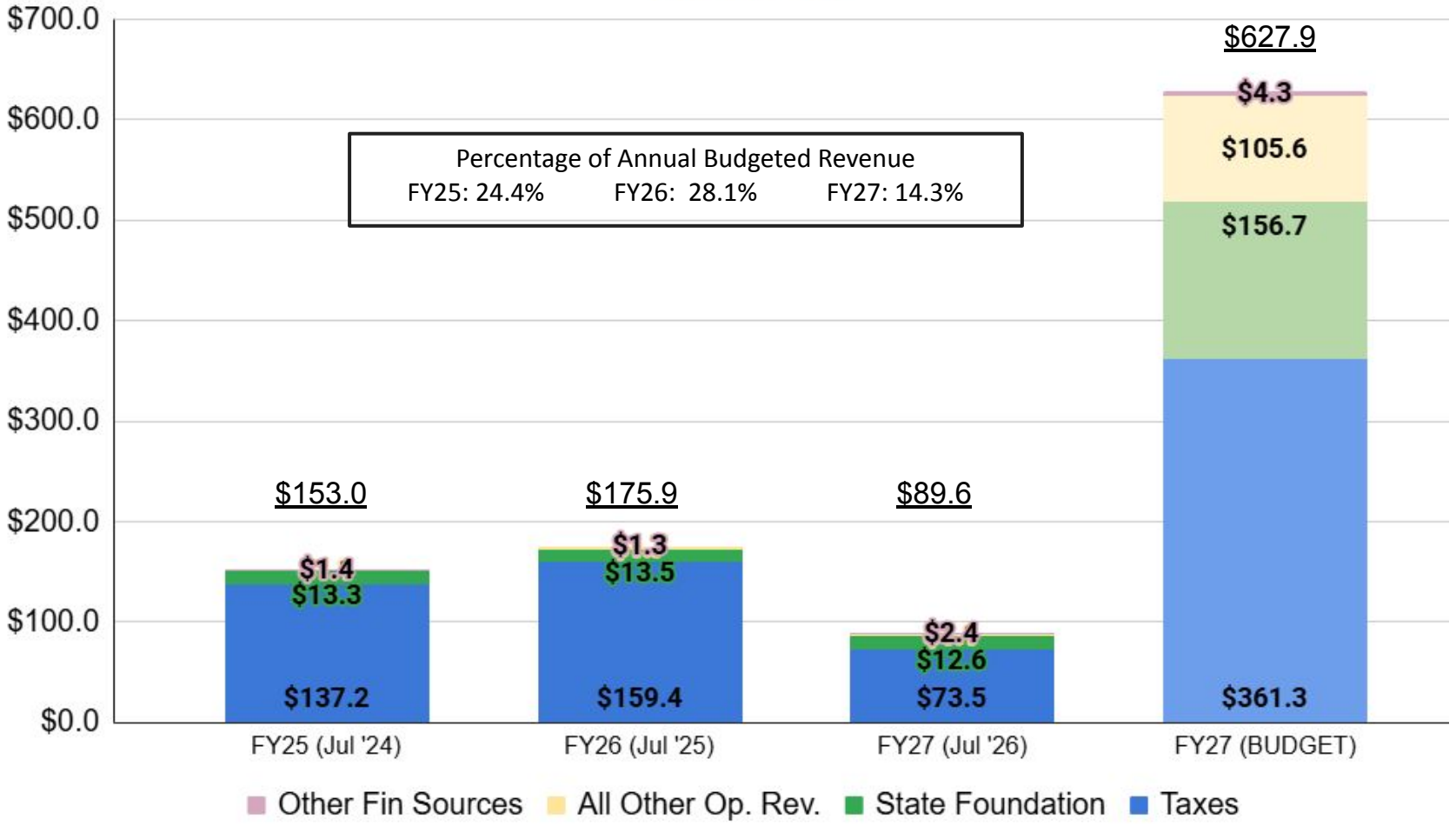

Note: See summary.

Expenditures

General Fund (001)

3 Year Expenditures by Type Comparison (in millions)

July 31, 2026

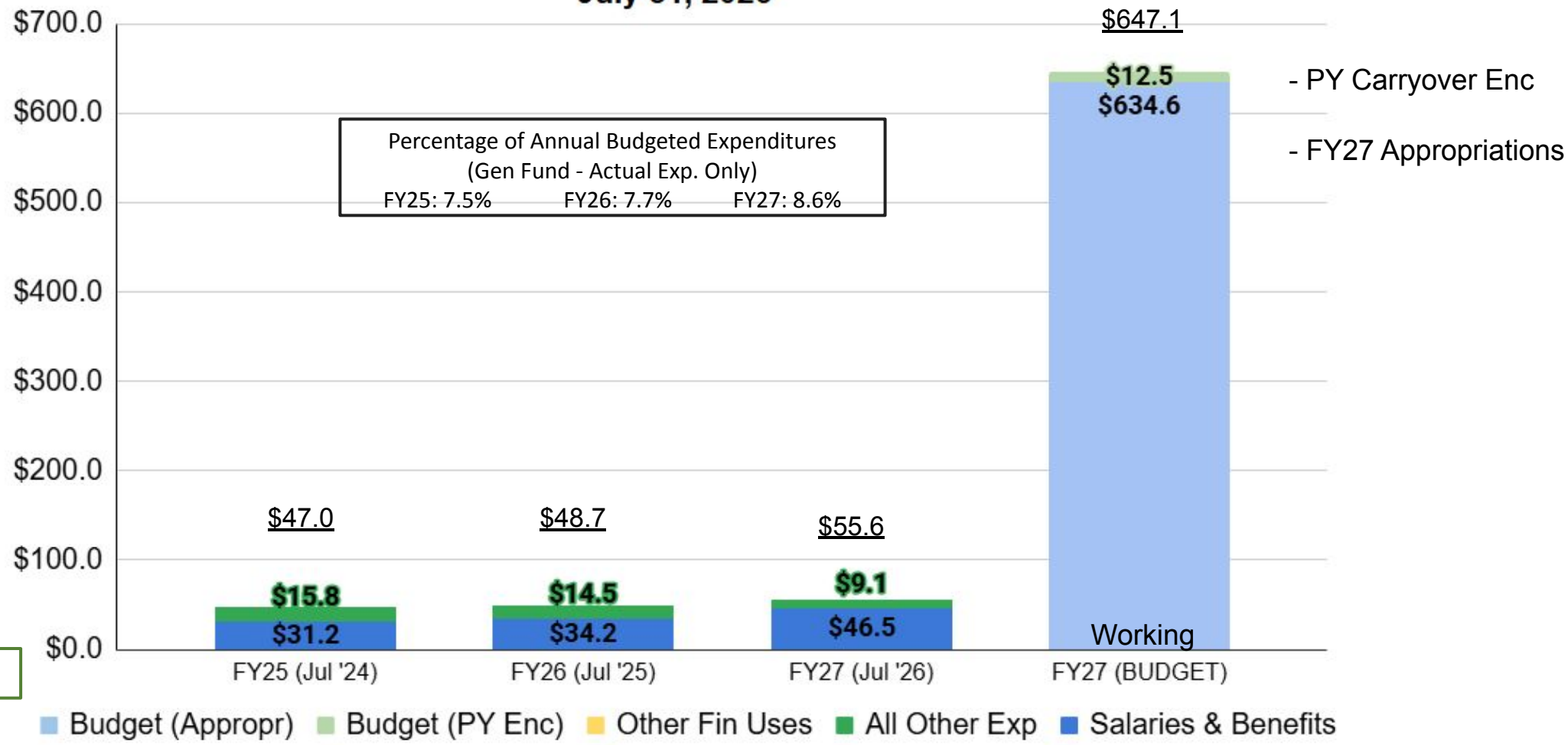

Note: See summary.

CPS Preschool Expansion



CPS Preschool Expansion

July 2026 (FY27)	Initial Estimate * Budget FY27	FY27 Actual Jul '26	PRIOR FY26 Actual Jul '25
Revenues: (net of Co. Auditor Fees)	**$15,168,000**	**$3,407,813**	**$6,832,813**
Expenses:			
CPS Tuition Assistance	7,500,000		0
Payments to United Way @	9,200,000		0
Special Education Support	1,041,563	91,282	86,603
Administrative Support	260,391	59,813	14,052
Other Professional Services	106,028	2,190	15,476
Supplies and Materials	154,928	344	37
Other	0	0	0
Total	**$18,262,910**	**$153,629**	**$116,168**
Net Income	**($3,094,910)**	**$3,254,184**	**$6,716,645**

*** - Subject to revision.** Consolidated Budget uses prior years unspent cash FY26 and beyond.
@ - Due to Prior Year CPP underspend, payment schedule differs from Year to Year. (Based on Budget/Net of returned funds)

State & Federal Grants



Public State and Federal Grants FY26 Cumulative Average Spend

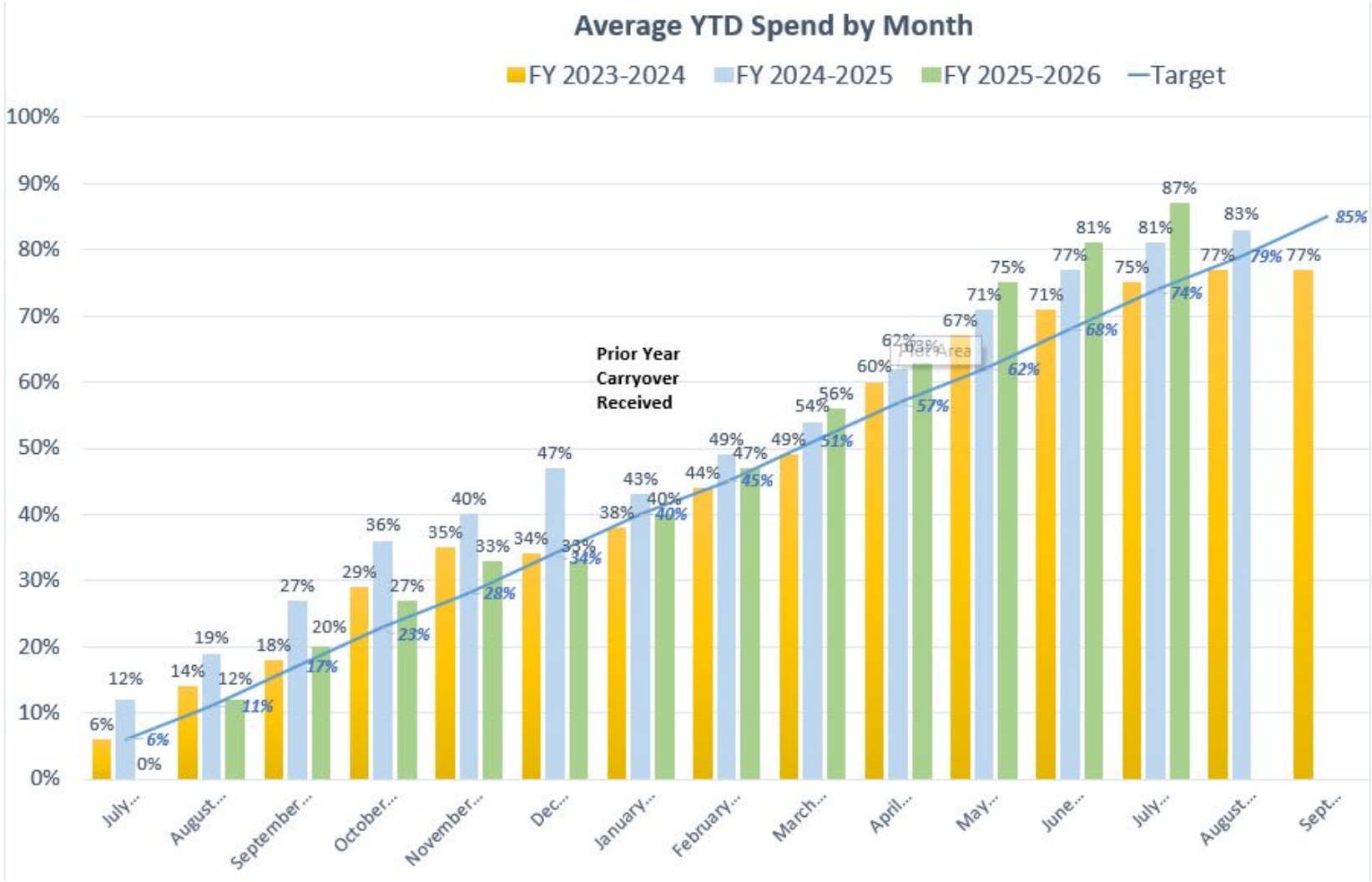

Click Here to download Monthly Summary Details.

Total FY26 Public State & Federal Grants: 30
Total FY26 Public State & Federal Grants Allocation: $ 65,210,069
Total FY26 Public State & Federal Grants Spent & Encumbrance Total: $55,217,871

FY26 State and Federal Grants as of 7/31/26

- Month **13** of 15 month cycle
- Spending goal = **73%** of Total Allocation

	Number of Grants	Percent Meeting Spending Goal	Percent Spent or Encumbered before Carryover	Percent Spent or Encumbered with Carryover
Grants to Public Schools	**30**	**80%**	**98%**	**81%**
Grants to Non-Public Schools	**8**	**75%**	**99%**	**89%**

Key Activities this month:

Continuing to work with Budget Managers on FY27 Applications, Spend Plans and Grant Updates

Preparing for Final Expenditure Reports by Working to Close Encumbrances and Enter JE

FY26 Title I-A School Budget Spend **93%** Spent or Encumbered

FY26 CSI NC SSI School Budgets **94%** Spent or Encumbered (No Carryover Permitted)

FY26 Entitlement Grants Spend Summary 7/31/26

Grant	Initial Allocation	Carryover and Adj	Total Allocation	Amount Spent*	Amount Encumbered*	Percent Spent or Encumbered*
Title I-A Basic	$ 24,087,652	$ 7,199,650	$ 31,287,302	$ 25,609,380	$ 926,190	85%
Title I-Neglected	252,658	219,494	472,152	341,070	16,397	76%
Title I-Delinquent	165,787	22,432	188,219	165,321	0	88%
Title II-Sup Eff Instr	1,737,063	1,446,327	3,183,390	2,326,682	33,677	74%
Title III-LIEL	497,563	98,581	596,144	564,875	2,939	95%
Title III - Immigrant	54,484	9,993	64,477	50,618	1,384	81%
Title IV-Stud Supp	1,744,025	1,446,690	3,190,715	2,592,680	79,584	84%
Title I NonComp SSI**	1,036,852	0	1,036,852	963,997	6,203	94%
Expanding Opp Each**	459,876	0	459,876	419,050	4,836	92%
Totals	**$ 30,035,960**	**$ 10,443,167**	**$ 40,479,127**	**$ 33,033,673**	**$ 1,071,210**	84 %

* Amounts represent Public Schools Only - July spend goal is **73%**
** Carryover not permitted

FY27 Tentative Entitlement Grant Allocations*

Grant	FY26 Initial	FY27 Initial	Change	Percent of FY26 Award
Title I-A Basic	$ 24,087,652	23,310,483	(777,169)	97%
Title I-Neglected	252,658	254,548	1,890	101%
Title I-Delinquent	165,787	238,276	72,489	144%
Title II-Sup Eff Instr	1,737,063	1,843,803	106,740	106%
Title III-LIEL	497,563	508,092	10,529	102%
Title III - Immigrant	54,484	0	(54,484)	
Title IV-Stud Supp	1,744,025	1,607,035	(136,990)	92%
IDEA-B Special Education	10,334,340	10,742,916	405,768	104%
Title I NonComp SSI**	1,036,852	1,950,000	913,148	188%
Expanding Opp Each**	459,876	632,453	172,577	138%
Totals	**$ 40,370,300**	**$ 41,087,606**	**$ 717,306**	**102%**

*Public Schools Only
**Fifteen (15) Schools Identified for Support in FY27 vs. Four (4) in FY26