

2026-27
BUDGET HEARING & ANNUAL MEETING

Verona Area School District

Preparing learners to thrive in a diverse global society

September 21, 2026 beginning at 5:00pm
Location: Verona Area High School
234 Wildcat Way, Large Group Instruction Room 2nd Floor



Verona Area School District

Preparing learners to thrive in a diverse global society



AGENDA

BUDGET HEARING

1. Call to Order and Introductions
   --*Jennifer Murphy*, President
2. Reading of Official Notice of Budget Hearing
   --*Juan Carlos Medina*, Clerk
3. Presentation of Proposed 2026-27 Budget
   --*Chad Wiese*, Deputy Superintendent, Business & Operations
   --*Pete Grender*, Director of Finance

ANNUAL MEETING

1. Call to Order
--*Jennifer Murphy*, President
2. Reading of Official Notice of Annual Meeting
--*Juan Carlos Medina*, Clerk
3. Election of Chairperson
--*Jennifer Murphy*, President
4. Financial Report
--*Joe Hanes*, Treasurer
5. Old Business
6. New Business
   I. State of The District
   --*Dr. Tremayne Clardy*, Superintendent
   II. Resolution A: Fix Salaries of School Board Members
   III. Resolution B: Adding to Capital Fund
   IV. Resolution C: Adopt Tax Levy
   V. Resolution D: Approve Sale of District Equipment
   VI. Resolution E: Short Term Borrowing
   VII. Resolution F: Determination of 2027-28 Annual Meeting Date
   VIII. Resolution G: Purchase of Land
   IX. Resolution H: Construction and Leasing of School Facilities
7. Adjournment

If an interpreter, materials in alternate formats or other accommodations are needed to access this meeting, please contact Lorrie Jensen @ 608-845-4354 or jensenl@verona.k12.wi.us. Please do so at least 48 hours prior to the meeting so that proper arrangements can be made.

Si se necesita un intérprete, materiales en una forma especial u otras acomodaciones para esta junta, por favor comuníquese con Lorrie Jensen al 608-845-4354 o córreo electrónico jensenl@verona.k12.wi.us. Por favor llámenos por lo menos 48 horas antes de la junta para que se puedan hacer los arreglos necesarios.



TABLE OF CONTENTS

Letter from the Superintendent 6
District Overview 7
Background 7
Board of Education 8
Board of Education Members 8
Leadership Strategies 8
2025-26 Budget Hearing & Annual Meeting Recorded Minutes 10
Call Budget Hearing to Order and Introductions 10
Presentation of Proposed 2025-26 Budget 10
Reading of Official Notice of Annual Meeting 10
Financial Report 10
Old Business 10
New Business State of the District 10
2026-27 Budget Hearing & Annual Meeting Notices 12
2026-27 Budget Hearing & Annual Meeting Proposed Resolutions 13
Operational Expectations 5 (OE-5): Financial Planning 14
Operational Expectations 6 (OE-6): Financial Administration 15
Operational Expectations 8 (OE-8): Communicating with & Support for the Board 16
Strategic Framework 2023-2028 18
Budget 2026-2027 19
Introduction 19
Budget Summary Highlights 20
Proposed Budget 21
Fund 10 - General Fund 21
Operating (Fund 10 & 27, net of transfer) Revenues 22
Operating (Fund 10 & 27, net of Fund10/27 transfer) Expenses 22
Equalized Value 27 23
Fund 20 - Special Projects Fund 24
Fund 30 - Debt Service Fund 24
Fund 40 - Capital Projects Fund 24
Fund 50 - Food Service Fund 24
Fund 80 - Community Service Fund 24
Total Expenditures & Other Financing Uses 24
2026-27 Proposed Tax Levy 25
Unaudited Fund Balance 26
Cash Flow History 26
Addendums 27
Revenue Limit FTE 27
Debt Schedules 30
Tax Levy History 31
Explaining your Tax Bill 32
Understanding Your Property Tax Bill 32
Where Your Property Taxes Go (example breakdown) 32
The VASD Portion of Your Tax Bill 32
What is Fair Market Value? 32
What is Assessed Value? 32
How School Taxes Are Calculated 32

State Budget Impacts on Local Taxes 32
Using Net New Construction to Offset Tax Impacts 33
Saving Over $10 Million Through Early Debt Repayment 33
Questions? We're Here to Help 33
OPEB (Other Post-Employment Benefits) Liability – Background and Strategic Response 33
Overview of OPEB 33
VASD's OPEB Funding History 33
Current Situation 34
Short-Term Implications 34
Strategic Options Under Consideration 34
Next Steps and Governance 35
Conclusion 35
Definition of Accounting Terms 36
GOVERNMENT FUNDS 36
REVENUES 36
EXPENDITURES 37
INSTRUCTION 37
SUPPORT SERVICES 37
NON-PROGRAM CHARGES 38
Glossary of Terms 38
Long-Range Facilities Planning 40
Facilities Condition Report 40
Key Findings 40
15-Year Planning Summary 41
3-year Look Ahead (2026-2029) 42
Appendix A: School Facilities 43
Appendix B: Administrative Staff 44
Appendix C: Voting Procedures 45
Who Can Vote 45
To Challenge if a Person Can Vote by State Statute 120.08 (3) 45
Public Participation 45
Voting Instructions 45
Appendix D: School Calendar 46









LETTER FROM THE SUPERINTENDENT AND BOARD OF EDUCATION PRESIDENT

Dear Verona Area School District Community,

Responsible stewardship of public funds is one of the Board of Education's most important responsibilities. Every budget reflects choices about how to invest limited resources to best support students while maintaining the financial health of the district for years to come.

The 2026-27 Budget Book provides a transparent look at how VASD invests public funds to fulfill its mission while planning responsibly for the future. It reflects the Board of Education's commitment to thoughtful stewardship, long-term planning, and maintaining the organizational capacity needed to provide educational excellence grounded in equity for every student.

Wisconsin's school funding system limits the amount of revenue school districts may receive each year from the combination of state general aid and local property taxes. The state establishes allowable changes in this revenue authority through state law and the biennial budget process. Over time, allowable increases have not consistently kept pace with inflation and the rising cost of operating schools.

When revenue authority does not keep pace with costs, districts must make reductions, use available reserves, or ask local voters for additional authority through an operating referendum. In 2022, VASD voters approved an operating referendum that has helped the district maintain educational programming, staffing, and competitive employee compensation. While referendum funding provides important local support, it does not change the underlying state funding structure or eliminate the ongoing financial pressures school districts continue to face.

Meeting these challenges requires more than balancing a budget each year. It requires building strong systems that allow the district to respond to changing needs while remaining focused on students. Over the past several years, VASD has invested in employees, managed resources responsibly, anticipated future growth, and strengthened systems ranging from transportation and safety to facilities, technology, and financial management. These efforts have increased transparency, strengthened accountability, and positioned the district to make thoughtful decisions in an increasingly complex financial environment.

This Budget Book reflects that ongoing work. Within these pages, you will find information about district revenues and expenditures, staffing, capital planning, debt management, and the operational systems that support teaching and learning every day. Together, they demonstrate our commitment to using public funds responsibly while ensuring students continue to receive the opportunities they deserve.

Thank you for your continued partnership, trust, and investment in the students of the Verona Area School District.



Dr. Tremayne Clardy
SUPERINTENDENT



Jen Murphy
BOARD OF EDUCATION PRESIDENT



DISTRICT OVERVIEW

VASD is the 22nd largest public school district of the 421 districts in the state with a 2026-27 operating budget of $111.5 million. The District is in south central Wisconsin and serves the City and Town of Verona; parts of the Cities of Fitchburg and Madison; and parts of the Towns of Springdale, Montrose, and Middleton. Students hail from urban, suburban, and rural areas throughout the seven municipalities. The population (from the 2020 census) of the City of Verona is 14,030, while the population of the City of Fitchburg is 29,609.

5,643 STUDENTS

Grades 4K-12

State Average vs. VASD		
Graduation Rate	92%	96%
Students Completing AP Coursework	20%	42%
Students Participating in Art & Design	27%	38%
Students Participating in Music	18%	23%
Average ACT Composite Score	19	20

The numbers above are from the 2024-25 school year.



Neighborhood Schools



Tuition-Free Public Charter Schools

STUDENT DEMOGRAPHICS BY RACE

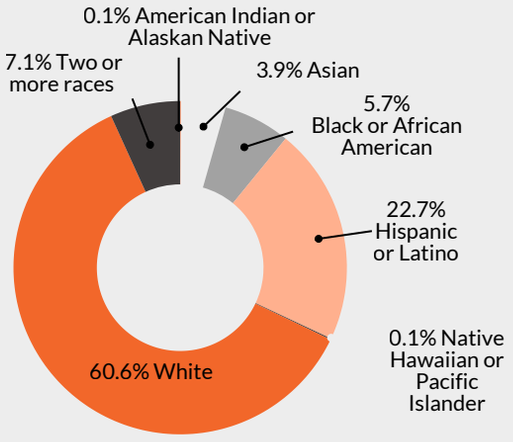

ON THE STATE SCHOOL REPORT CARD

3 Schools Exceed Expectations
3 Schools Significantly Exceed Expectations
25% of students are supported with Free and Reduced-Price Meals
9% of students are supported with Special Education Services

2025-26 VAHS ACADEMIC DISTINCTIONS

20 Summa Cum Laude Scholars

84 Magna Cum Laude Scholars

63 Cum Laude Scholars

124 AP Scholars
72 AP Scholars with Distinction
130 AP Scholars with Honors

121 Earned Dual Credit in CTE areas

208 Earned Industry Certifications

2
National Merit Scholar Semifinalists

60
Earned the Seal of Biliteracy

BOARD OF EDUCATION

A seven-member board governs the District. Board members are publicly elected to three-year staggered terms. Their role is to establish policies, provide direction, and ensure accountability for the District's operations. The Board's primary responsibility is to ensure that the District meets the goals set out in the Board's Student Results Policies while adhering to the principles defined in the Board's Operational Expectations Policies.

The Board and the superintendent engage in a collaborative partnership structured within the framework of established policies. This partnership is geared toward the collective pursuit of favorable outcomes for both the student body and the broader District community.

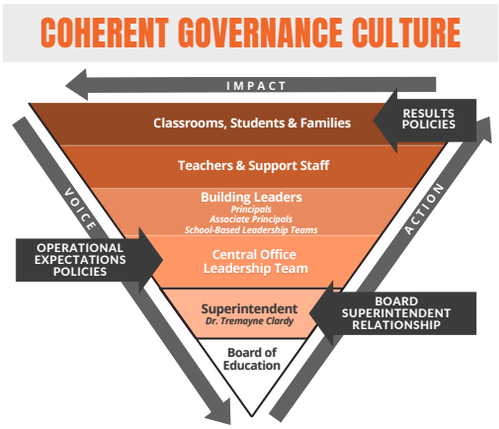

BOARD OF EDUCATION MEMBERS



Jennifer Murphy
President



Meredith Stier Christensen



John Porco
Vice President



Korbey White



Joe Hanes
Treasurer



Christopher Peguero



Juan Carlos Medina
Clerk

LEADERSHIP STRATEGIES

The Verona Area School District (VASD) continues to apply strategic, forward-looking leadership to balance fiscal responsibility with the needs of our students, staff, and community. In 2025–26, District leaders have implemented targeted strategies that strengthen our financial position, maintain high-quality educational opportunities, and prepare for future needs.

DEBT MANAGEMENT

In Wisconsin, school Districts may choose to prepay debt, typically general obligation bonds or promissory notes, before the scheduled maturity date in order to reduce long-term interest costs and overall debt burden. Prepayment is only allowed if the debt instrument includes a "call provision," which specifies when and under what conditions the District can repay the debt early. To prepay debt, a District must follow legal and procedural requirements, including approval by the Board of Education.

Over the past several years, VASD has strategically pre-paid capital debt (Fund 39) through defeasance, a process that uses available resources to retire debt early. This action has resulted in:

- Over $10 million in current and future interest savings for taxpayers
- Stabilization of the District’s mill rate, ensuring predictable property tax rates for residents
- Preservation of taxing capacity, giving the District flexibility should an operating referendum be required in the future

Debt prepayment is a forward-thinking leadership strategy that provides savings to taxpayers and financial flexibility in future budgets.

In May of 2026, the Board of Education elected to delay prepayment of capital debt (5.7 million dollars) in order to fully utilize the State of Wisconsin Equalized Aid Formula. The timing this was appropriate because the District can no longer defease debt and has the flexibility to prepay callable debt on alternating budget years.

BENEFITS STRATEGY AND EMPLOYEE WELLNESS

In 2025-26, VASD continued implementing a comprehensive benefits strategy focused on supporting employees, maintaining competitive benefit offerings, and responsibly managing long-term costs. Building on the 2024-25 healthcare RFP process, the District negotiated a not-to-exceed premium renewal commitment with its healthcare provider to provide greater predictability for future healthcare costs. For the 2026-27 healthcare plan year, VASD's healthcare renewal remained below many local and school district averages, while maintaining the current plan design and avoiding plan design changes.

The District also continued reviewing and strengthening its overall employee benefits programs. The District changed life and disability insurance carriers, which lead to cost efficiencies, reviewed dental insurance funding structures to ensure long-term sustainability, and transitioned to a new insurance benefits broker model designed to strengthen advocacy, transparency, and partnership. This change removed the commission-based payment structure for several insurance plan and increased opportunities for school districts to collaborate with carriers and influence benefit strategies that better meet the needs of public education employees.

An enhancement of the District's benefits strategy was the launch of an on-site Employee Health Clinic available to employees and eligible dependents enrolled in the District's health insurance plan which aligned with the Wellness and Mental Health priorities in the Strategic Framework. The clinic provides convenient and high-quality access to primary care, preventive services, wellness assessments, behavioral health support, laboratory services, and work-related injury care. By increasing access to care and supporting preventative health practices, the clinic creates opportunities to improve employee wellness while helping manage future healthcare cost growth.





STAFFING EFFICIENCY

The District implemented staffing adjustments through attrition that reduced 8.73 Full-Time Equivalent (FTE) positions, saving over $714,000 annually. These changes were carefully planned to minimize impact on student learning and class sizes, target areas where enrollment trends or program adjustments allowed for reduced staffing, and preserve resources for direct educational programming.

STAFF COMPENSATION

In recognition of the impact, expertise, and commitment of VASD staff, and to remain competitive in a challenging educator labor market, VASD budgeted for an average compensation increase of 3.5%. This is slightly above the Consumer Price Index (CPI) of 2.63%. This approach supports staff retention and recruitment, recognizes the essential contributions of District employees, and aligns with the District's Strategic Framework commitment to maintaining a high-quality workforce.

These strategies are delivering measurable taxpayer savings and operational efficiencies.

Strategy	Estimated Annual or Long-Term Savings
Debt Management	$10.5 million (long-term)
Staffing Efficiency	8.73 FTE for $0.7 million annually
Healthcare Plan Change	Cost growth containment



2025-26 BUDGET HEARING & ANNUAL MEETING RECORDED MINUTES

VERONA AREA SCHOOL DISTRICT
Sixtieth Budget Hearing and Annual Meeting
Verona Area High School Large Group Instruction Rm, 234 Wildcat Way, Verona, WI
September 22, 2025
MINUTES

The Sixtieth Budget Hearing and Annual District Meeting of the Verona Area School District were held on Monday, September 22, 2025, in the Large Group Instruction Room of the Verona Area High School, 234 Wildcat Way, Verona, WI. The Budget Hearing was called to order at 5:00 PM by John Porco, Vice President of the Verona Area School Board. In attendance were 9# residents and 11 non-residents. The Verona Area School District Board of Education members present were Joe Hanes, Juan Carlos Medina, Christopher Peguero, John Porco, Meredith Stier Christensen, and Korbey White. Absent was Jen Murphy.

BUDGET HEARING

Call Budget Hearing to Order and Introductions
The Budget Hearing was called to order at 5:00 PM by John Porco, Vice President of the Verona Area School Board. VASD Board of Education members present were Joe Hanes, Juan Carlos Medina, Christopher Peguero, John Porco, Meredith Stier Christensen, and Korbey White. Absent was Jen Murphy.

Election of Chairperson
Motion (Joe Hanes) seconded (Meredith Stier Christensen) to appoint John Porco as Chairman. There were no objections, and the motion passed by a majority vote.

Reading of Official Notice of Budget Hearing
Board Clerk Korbey White read the official notice of the Budget Hearing.

Presentation of Proposed 2025-26 Budget
Chad Wiese, Deputy Superintendent, Business & Operations, and Pete Grender, Director of Finance, presented the proposed 2025-26 Budget.

Adjournment of Budget Hearing
Motion (Juan Carlos Medina) seconded (Christopher Peguero) to adjourn the Budget Hearing. There were no objections, and the motion passed by a majority vote. The Budget Hearing adjourned, and the Annual Meeting was called to order at 5:22 pm.

ANNUAL MEETING

Call Annual Meeting to Order
Chairman Porco called the Annual Meeting to Order at 5:22 pm.

Reading of Official Notice of Annual Meeting
Board Clerk Korbey White read the official notice of the Annual Meeting.

Financial Report
Treasurer Joe Hanes provided the financial report.

Old Business
Motion (Christopher Peguero) second (Juan Carlos Medina) to approve the September 23, 2024 Verona Area School District Budget Hearing and Annual Meeting Minutes as presented. There were no objections, and the motion passed by a majority vote.

New Business
State of the District
Verona Area School District Superintendent Dr. Tremayne Clardy presented the State of the District.

Resolution A: Fix Salaries of School Board Members. Be it resolved that the salaries of the school board for the 2025-2026 school year be established as $4,990.46 for all members.
Motion (John Bremmer) second (Melissa Bremmer). Motion passed by majority vote. (No nays.)

Resolution B: Adding to Capital Fund. Be it resolved that there be levied for the 2025-2026 fiscal year a tax in the amount of $1,000,000 upon all taxable property in the Verona Area School District to be deposited into the segregated capital fund.
Motion (John Bremmer) seconded (Joe Hanes). Motion passed by majority vote. (No nays.)

Resolution C: Adopt Tax Levy. Be it resolved that there be levied a tax in the amount of $83,489,369 upon all taxable property in the Verona Area School District for the purpose of paying employee salaries and meeting other necessary expenses to operate and maintain the District schools and to finance the debt service and capital outlay of the said District on the basis of the approved budget for the 2025-2026 fiscal year.
Motion (Joe Hanes) seconded (Christopher Peguero). Motion passed by majority vote. (No nays.)

Resolution D: Approve Sale of District Equipment. Be it resolved that the school District be allowed to sell equipment that is deemed as disposable equipment by the District.
Motion (Melissa Bremmer) seconded (Juan Carlos Medina). Motion passed by majority vote. (No nays.)

Resolution E: Short-Term Borrowing. Be it resolved that the Verona Area School District be authorized to borrow money short-term for operating expenses if needed.
Motion (John Bremmer) seconded (Korbey White). Motion passed by majority vote. (No nays.)

Resolution F: Determination of Annual Meeting Date and Time. Be it resolved that the date of the 2026-2027 Annual Meeting be set for September 21, 2026 at 5:00 PM.
Motion (Joe Hanes) seconded (Meredith Stier Christensen). Motion passed by majority vote. (No nays.)

Resolution G: Purchase of Land. Be it resolved that the School Board be authorized to acquire, by purchase or condemnation under ch. 32, real estate and structures and facilities appurtenant to such real estate necessary for school District purposes, pursuant to Wis. Stat. §120.10(5m).
Motion (Joe Hanes) seconded (Juan Carlos Medina). Motion passed by majority vote. (No nays.)

Resolution H: Construction and Leasing of School Facilities. Be it resolved that the School Board be authorized to designate sites for school District buildings and provide for the erection of suitable buildings or for the lease of suitable buildings for a period not exceeding 20 years with annual rentals fixed by the lease, pursuant to Wis. Stat. §120.10(5).
Motion (Meredith Stier Christensen) second (Christopher Peguero). Motion passed by majority vote. (No nays.)

Adjournment of Annual Meeting
Motion (Korbey White) seconded (Joe Hanes) to adjourn the Annual Meeting at 5:50 PM. There were no objections, and the motion passed by a majority vote.

Respectfully submitted, Korbey White, Board Clerk

Minutes recorded by Lorrie Jensen



2026-27 BUDGET HEARING & ANNUAL MEETING NOTICES

VERONA AREA SCHOOL DISTRICT
NOTICE OF BUDGET HEARING
(Section 65.90[4])

NOTICE IS HEREBY GIVEN to the qualified electors of the Verona Area School District, Dane County, that the Budget Hearing will be held at the Verona Area High School, 234 Wildcat Way in Verona, on the 21st day of September, 2026, at 5:00 p.m., which is the time and place of the Annual District Meeting. Copies of the budget are available at the Administration Building, 700 North Main Street, Verona, Wisconsin.

Dated this 10th day of September, 2026.
Juan Carlos Medina, Clerk, Verona Area School District

VERONA AREA SCHOOL DISTRICT
NOTICE OF ANNUAL DISTRICT MEETING
(Section 120.08[1])

NOTICE IS HEREBY GIVEN to the qualified electors of the Verona Area School District, Dane County, that the Annual Meeting for the transaction of business of said District will be held at the Verona Area High School, 234 Wildcat Way in Verona on the 21st day of September, 2026, immediately following the Budget Hearing, which begins at 5:00 p.m.

Dated this 10th day of September, 2026.
Juan Carlos Medina, Clerk, Verona Area School District



2026-27 BUDGET HEARING & ANNUAL MEETING PROPOSED RESOLUTIONS

RESOLUTION A: **FIX SALARIES OF SCHOOL BOARD MEMBERS**
BE IT RESOLVED: That the salaries of the school board for the 2026-2027 school year be established as $4,966.35 for all members.

RESOLUTION B: **ADDING TO CAPITAL FUND**
BE IT RESOLVED: That there be levied for the 2026-2027 fiscal year a tax in the amount of $1,000,000 upon all taxable property in the Verona Area School District to be deposited into the segregated capital fund.

RESOLUTION C: **ADOPT TAX LEVY**
BE IT RESOLVED: That there be levied a tax in the amount of $87,327,573 upon all taxable property in the Verona Area School District for the purpose of paying employee salaries and meeting other necessary expenses to operate and maintain the District schools and to finance the debt service and capital outlay of the said District on the basis of the approved budget for the 2026-2027 fiscal year.

RESOLUTION D: **APPROVE SALE OF DISTRICT EQUIPMENT**
BE IT RESOLVED: That the school District be allowed to sell equipment that is deemed as disposable equipment by the District.

RESOLUTION E: **SHORT-TERM BORROWING**
BE IT RESOLVED: That the Verona Area School District be authorized to borrow money short-term for operating expenses if needed.

RESOLUTION F: **ANNUAL MEETING DATE AND TIME**
BE IT RESOLVED: That the date of 2027-28 Annual Meeting be set for September 20, 2027 at 5:00 PM.

RESOLUTION G: **PURCHASE OF LAND**
BE IT RESOLVED: That the School Board be authorized to acquire, by purchase or condemnation under ch. 32, real estate and structures and facilities appurtenant to such real estate necessary for school District purposes, pursuant to Wis. Stat. §120.10(5m).

RESOLUTION H: **CONSTRUCTION AND LEASING OF SCHOOL FACILITIES**
BE IT RESOLVED: That the School Board be authorized to designate sites for school District buildings and provide for the erection of suitable buildings or for the lease of suitable buildings for a period not exceeding 20 years with annual rentals fixed by the lease, pursuant to Wis. Stat. §120.10(5).



OPERATIONAL EXPECTATIONS 5 (OE-5): FINANCIAL PLANNING

The Board of Education values a strategic and equity-focused multi-year budget plan that ensures the fiscal sustainability of the District and is aligned to student outcomes. Through OE-5, the Superintendent shall develop and present to the Board a multi-year financial plan that is related directly to the Board's Results priorities and Operational Expectations goals, and that avoids long-term fiscal jeopardy to the District.

OE-5.1
The Superintendent will develop a budget that is a summary format understandable to the Board and presented in a manner that allows the Board to understand the relationship between the budget and the Results priorities and any Operational Expectations goals.

OE-5.2
The Superintendent will develop a budget that credibly describes revenues and expenditures.

OE-5.3
The Superintendent will develop a budget that shows the amount spent in each budget category for the most recently completed fiscal year, the amount budgeted for the current fiscal year, and the amount budgeted for the next fiscal year.

OE-5.4
The Superintendent will develop a budget that discloses budget-planning assumptions.

OE-5.5
The Superintendent will develop a budget that reflects anticipated changes in employee compensation, including inflationary adjustments, step increases, performance increases and benefits.

OE-5.6
The Superintendent will develop a budget that includes such amounts as the Board determines to be necessary for its own governing function, including board member training, consultation, attendance at professional conferences and events, and other matters identified by the Board.

OE-5.7
The Superintendent may not develop a budget that plans for the expenditure in any fiscal year of more funds than are conservatively projected to be available during the year.

OE-5.8
The Superintendent may not develop a budget that provides for an anticipated year-end fund balance of less than 10 percent of the budget.



OPERATIONAL EXPECTATIONS 6 (OE-6): FINANCIAL ADMINISTRATION

The Board of Education values financial integrity and the obligation of maintaining a fiscally responsible organization that is accountable to our tax base, trustworthy, transparent, and values equity-based budgeting practices. Through OE-6, the Superintendent shall not cause or allow any financial activity or condition that materially deviates from the budget adopted by the Board, that cause or allow any fiscal condition that is inconsistent with achieving the Board's Results priorities or meeting any Operational Expectation goals; or that jeopardizes the financial health of the District.

OE-6.1
The Superintendent will assure that payroll and legitimate debts of the District are promptly paid when due.

OE-6.2
The Superintendent will assure that all non-bid purchases are based upon comparative prices of items of similar value, including consideration of both cost and long-term quality.

OE-6.3
The Superintendent will assure that all transactions in excess of $250,000, including purchase of supplies, materials, and equipment, and any contracted services except professional services, are based on a competitive bid process.

OE-6.4
Coordinate and cooperate with the Board's appointed financial auditor for an annual audit of all District funds and accounts.

OE-6.5
The Superintendent shall make reasonable efforts to collect any funds due to the District from any source.

OE-6.6
The Superintendent shall keep complete and accurate financial records by funds and accounts in accordance with Generally Accepted Accounting Principles.

OE-6.7
The Superintendent shall publish a financial condition statement annually.

OE-6.8
The Superintendent may not expend more funds than have been received in the fiscal year unless revenues are made available through other legal means, including the use of fund balances, the authorized transfer of funds from reserve funds, or from tax anticipation notes. The Superintendent will not expend monies from reserve funds without prior Board approval.

OE-6.9
The Superintendent may not indebt the organization.

OE-6.10
The Superintendent shall not permanently transfer money from one dedicated fund to another.

OE-6.11
The Superintendent may not allow any required reports to be overdue or inaccurately filed.

OE-6.12
The Superintendent may not receive, process, or disburse funds under controls that are insufficient under Generally Accepted Accounting Principles.



OPERATIONAL EXPECTATIONS 8 (OE-8): COMMUNICATING WITH & SUPPORT FOR THE BOARD

The Board of Education values having a breadth of facts, knowledge, information, and trend analysis provided to it by the Superintendent on issues relating to their job of governing the District as delineated in their Board/Superintendent relations and Operational Expectations. Through OE-8, the Superintendent shall assure that the Board is fully supported and adequately informed about matters relating to Board work and significant District concern.

OE-8.1
The Superintendent will submit required monitoring data (see policy B/SR-5 - Monitoring Superintendent Performance) in a thorough, accurate, and understandable fashion, according to the Board's annual work plan schedule, and including both Superintendent interpretations and relevant data to document compliance or reasonable progress.

OE-8.2
The Superintendent will provide for the Board, in a timely manner, information about trends, facts, and other information relevant to the Board's work.

OE-8.3
The Superintendent will inform the Board of significant transfers of money within funds or other changes substantially affecting the District's financial condition.

OE-8.4
The Superintendent will assure that the Board has adequate information from a variety of internal and external viewpoints to assure informed Board decisions.

OE-8.5
The Superintendent will inform the Board of anticipated significant media coverage.

OE-8.6
The Superintendent will inform the Board, the Board President, or individual members if in the Superintendent's opinion, the Board or individual members have encroached into areas of responsibility assigned to the Superintendent or if the Board or its members are non-compliant with any Governance Culture or Board/Superintendent Relations policies.

OE-8.7
The Superintendent will present information in a simple and concise form, indicating clearly whether the information is incidental, intended for decision preparation, or for formal monitoring.

OE-8.8
The Superintendent will treat all members impartially and assure that all members have equal access to information.

OE-8.9
The Superintendent will inform the Board in a timely manner of any actual or anticipated noncompliance with any Board Operational Expectations policy or any anticipated failure to achieve reasonable progress toward any Results policy.

OE-8.10
The Superintendent will provide for the Board adequate information about all administrative actions and decisions that are delegated to the Superintendent but required by law to be approved by the Board.

OE-8.11
The Superintendent will inform the Board in a timely manner of the administrative disposition of complaints referred to the Superintendent by the Board.

OE-8.12
The Superintendent will inform the Board in advance of any deletions of, additions to or significant modifications of any District policies or instructional programs.

OE-8.13
The Superintendent will ensure the Board is appropriately included and effectively represented in District communications.

OE-8.14
The Superintendent will ensure the Board has the necessary staff and administrative support to successfully meet its governing commitments and responsibilities.



STRATEGIC FRAMEWORK 2023-2028

Guided by the 2023–2028 Strategic Framework, our work centers around five Priority Areas: Community Collaboration, Inclusive Teaching and Learning, Student Agency, Value and Belonging, and Wellness and Mental Health. We are happy to share some examples of how the 2023-2028 Strategic Framework propels the Districts' academic excellence, embeds equity at the core of all endeavors, and bolsters well-being. The priority areas inform VASD's leadership moves, strategic decision making, planning, and systems development.

As part of **Community Collaboration**, more than 4,200 students, staff, and families shared feedback through this year's Experience Survey, including 420 responses from parents and caregivers. The survey was intentionally shorter and allowed for more open-ended responses based on what we heard in past years. This feedback is already informing school- and District-level actions designed to better support our students and families.

PRIORITY AREAS



Our focus on **Inclusive Teaching and Learning** continues to grow through the use of our Teaching and Learning Framework, which helps guide decisions and practices around planning, curriculum, instruction, assessment, and the learning climate. Standards-based teaching and learning focuses on ensuring that all students meet grade-level standards by using clear expectations, ongoing assessments, responsive and data-driven instruction, and clear feedback loops that support students to develop agency. We are committed to each student engaging with instruction at or above grade-level standards every day.

In the area of **Student Agency**, we saw the successful launch of our new Elementary Extended Learning Pathway, called Foundations, and strengthened Multi-Level Systems of Support (MLSS) teams at each school.

We know that a sense of **Value and Belonging** is essential to student success. Students in grades 3-12 shared their experiences through the Student Experience Survey, and schools created action plans in direct response to their input. We also launched *Be Here, Be Great – Every Wildcat Counts*, a Districtwide attendance campaign that reinforces our belief that every student matters and every day of learning counts.

To support **Wellness and Mental Health**, students participated in social-emotional screeners to help identify those in need of additional support. We also expanded our use of Restorative Practices, emphasizing high expectations alongside high support, to enhance learning environments where students feel safe, empowered, and respected.







BUDGET 2026-2027

Introduction
Resource allocation (money, time, people, and space) is about priorities. We use data to determine the greatest areas of need and focus and allocate resources to increase access to opportunity based on student needs. The process for allocating resources is transparent and measurable, and all such decisions are assessed through the lens of the Equity Framework.

The budget planning process includes the establishment of educational priorities and levels at which these priorities can be funded. There is an understanding that the budget planning process should aspire to the ideal, while recognizing reality. This planning draft of the 2026-27 budget represents the starting point for aligning resources with our purposes and documenting our financial plan.

In summary, the District is striving to utilize budget resources in a manner that results in a maximization of total resources-human, physical and financial--working toward a common end — realization of our mission statement.

Budget Calendar: The budget development calendar listed below illustrates the major steps in the budget process.

Jul-Sep 2026	State Budget Update (next BOE meeting after approval)
Aug-Sep 2026	Review actual student enrollment in comparison to class size with adjustments as needed
Oct 15, 2026	State equalization aid certification released by DPI
Oct 26, 2026	2026-27 Original Budget and Tax Levy presented to BOE for approval (must be completed prior to November 1)
Nov 10, 2026	Tax Levy, certified by School Board Clerk, due to municipalities
Dec 21, 2026	OE-6 Monitoring
Dec 21, 2026	2025-26 Audit Presentation
Jan 4, 2027	OE-5 Monitoring
Jan 8, 2027	Second Friday in January student count
Jan 15, 2027	2027-28 CPI Released
Jan 15, 2027	Admin retirement notices due
Jan 31, 2027	Staffing allocation planning and projections for following year
Feb 5, 2027	Admin non-renewal notices finalized and sent to staff
Mar 16, 2027	Projected insurance (health/welfare and property) renewal plan projected
Mar 16, 2027	Teacher Retirements due
Mar 31, 2027	Principals sent Local Building Allocations (LBA) Budgets
Apr 2, 2027	Cut off Day for 2026-27 purchases
Apr 5, 2027	Finalized insurance (health/welfare and property) renewal plans. BOE approves 2026-27 insurance benefits
Apr 30, 2027	Teacher non-renewal notices finalized and sent to staff
May 3, 2027	Budget Update to Board including Healthcare renewal
Jun 11, 2027	LBA Budgets due from Principals
Jul 1, 2027	State equalization aid estimates released by DPI
Aug 13, 2027	Draft budget book release to BOE
Aug 16, 2027	Present draft version of budget book at BOE meeting

Sep 9, 2027	Budget published in Verona Press
Sep 13, 2027	Preliminary budget for Annual Meeting presented for approval by BOE
Sep 16, 2027	Budget published in Verona Press
Sep 17, 2027	Third Friday in September student count
Sep 20, 2027	Public Hearing and Annual Meeting

BUDGET SUMMARY HIGHLIGHTS

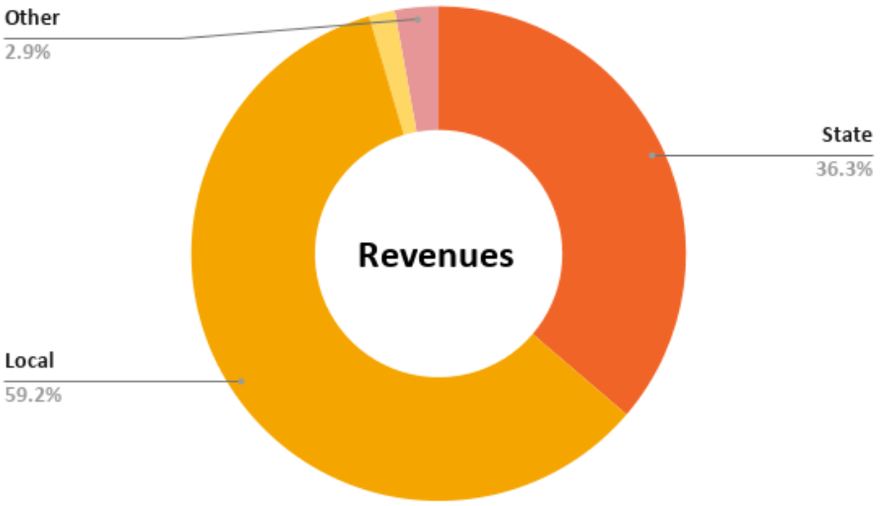

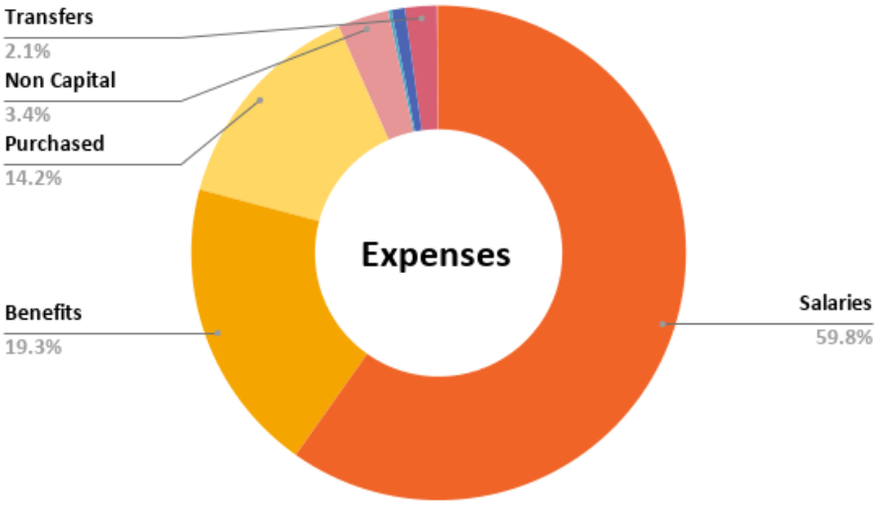



BUDGET BY THE NUMBERS	
Overall district budget for all areas	$155,064,151
Total Operating Expense Budget	$111,746,000
Property tax for a home valued at $100,000	$1,066
Estimated equalized property value of district	$8,192,079,990
Estimated student enrollment (FTE)	5,492





PROPOSED BUDGET

This section illustrates the District's Proposed Operating Budget for the 2026-27 school year. The budget statement is presented in accordance with Wisconsin State Statute 65.90 and the Wisconsin Department of Public Instruction's recommended format for budget adoption. Wisconsin State Statute 65.90 requires disclosure of the following information for municipal budget presentation:

- Two years of historical data and proposed year data
- Anticipated revenues
- Budgeted expenditure appropriations
- Disclosure of fund balances

FUND 10 - GENERAL FUND

The General fund is the operating fund of the District. It is used to account for all financial resources of the District, except those required to be accounted for in other funds.

GENERAL FUND	Actual 2024-2025	Unaudited 2025-2026	Budget 2026-2027
Beginning Fund Balance	32,025,587.90	26,147,142.70	29,436,745.38
Ending Fund Balance	**26,147,142.70**	**29,436,745.38**	**29,436,745.38**
REVENUES & OTHER FINANCING SOURCES			
Transfers-In (Source 100)	0.00	0.00	0.00
Local Sources (Source 200)	63,393,498.00	66,882,317.34	66,135,156.94
Inter-district Payments (Source 300 + 400)	1,630,727.10	1,501,073.23	3,012,406.00
Intermediate Sources (Source 500)	3,160.00	0.00	0.00
State Sources (Source 600)	36,406,351.11	33,358,626.89	33,844,160.00
Federal Sources (Source 700)	1,409,823.25	1,359,235.74	720,004.24
All Other Sources (Source 800 + 900)	2,668,119.93	408,256.47	174,350.00
TOTAL REVENUES & OTHER FINANCING SOURCES	**105,511,679.39**	**103,509,509.67**	**103,886,077.18**
EXPENDITURES & OTHER FINANCING USES			
Instruction (Function 100 000)	47,797,918.20	49,359,643.27	51,920,288.06
Support Services (Function 200 000)	47,685,725.33	36,528,359.15	37,653,690.38
Non-Program Transactions (Function 400 000)	15,906,481.06	14,331,904.57	14,312,098.74
TOTAL EXPENDITURES & OTHER FINANCING USES	**111,390,124.59**	**100,219,906.99**	**103,886,077.18**







Operating (Fund 10 & 27, net of transfer) Revenues:

Source	Source Description	2026-27 Proposed Budget	% of Total Budget
Local	Taxes	$65,426,059	58.5%
Local	School Activity Income	$50,000	0.0%
Local	Interest on Investments	$300,000	0.3%
Local	Other Revenue from Local Sources	$359,098	0.3%
Interdistrict	Tuition Payments in WI	$2,983,819	2.7%
Interdistrict	Other Interdistrict	$28,587	0.0%
State	State Aid-Categorical	$6,730,447	6.0%
State	Per Pupil Aid	$4,166,182	3.7%
State	State Aid-General	$27,059,917	24.2%
State	State-Special Project Grants	$97,500	0.1%
State	State Sage Aid	$975,000	0.9%
State	Other Revenue From State Sources	$1,501,632	1.3%
Federal	Special Federal Grants	$1,336,406	1.2%
Federal	ESEA Grants	$207,003	0.2%
Federal	Federal Aid from State Agency	$350,000	0.3%
Other	Refund of Disbursements	$136,700	0.1%
Other	Miscellaneous	$37,650	0.0%
---	**Total Revenue**	**$111,746,000**	**100.0%**

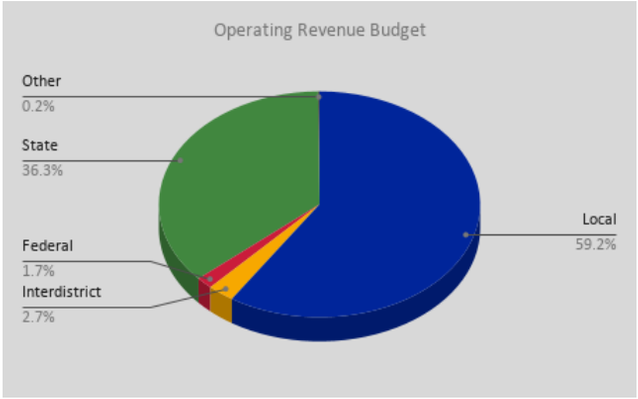

Operating (Fund 10 & 27, net of Fund10/27 transfer) Expenses:

Operating Expenses by Object	2026-27 Proposed Budget	% of Total Budget
Salaries	$66,822,390	59.80%
Benefits	$21,600,959	19.33%
Purchased Services	$15,920,387	14.25%
Non Capital Objects	$3,748,626	3.35%
Capital Objects	$237,026	0.21%
Debt Retirement	$0	0.00%
Insurance	$971,777	0.87%
Transfers	$2,304,850	2.06%
Other Objects	$139,985	0.13%
Total Expense	**$111,746,000**	**100.00%**



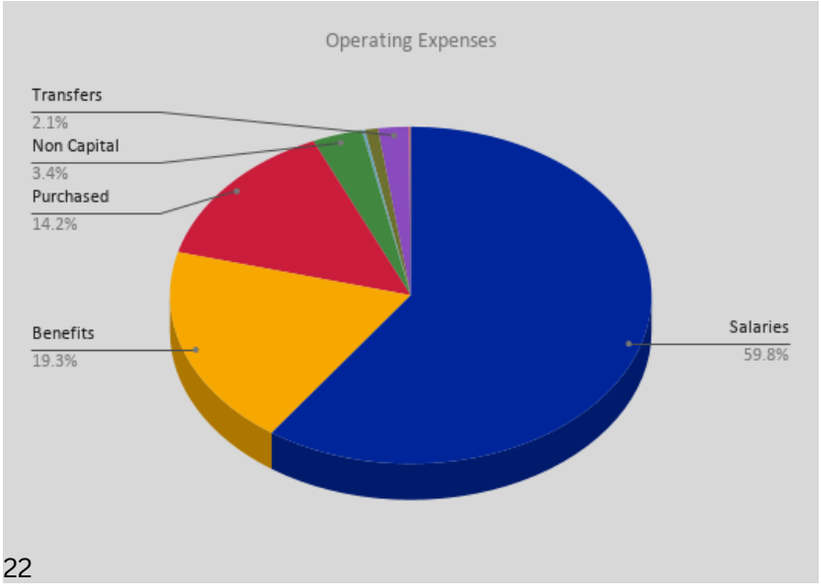

EQUALIZED VALUE

Each year municipalities (cities, towns, and villages) report assessed valuation data on properties located within their boundaries to the State of Wisconsin Department of Revenue (DOR). The DOR collects this data and submits an equalized valuation report for property tax purposes to taxing jurisdictions (schools, cities, towns, and villages). Then, in the case of public schools, the school District determines the property tax and sets the tax levy based on a municipality's total equalized valuation. Each municipality then apportions out their share of the levy based upon assessed valuation for each property owner. This difference in equalized versus assessed valuation levy distribution plus the application of tax levy credits is why individual property tax statements do not match the District's equalized numbers communicated.

Equalized Values						
	2021-22	2022-23	2023-24	2024-25	2025-26	2026-27 (Est)
C. Fitchburg	$1,329,808,184	$1,679,670,033	$1,981,820,107	$2,027,184,201	$2,203,834,933	$2,282,240,768
C. Madison	$187,558,327	$225,410,954	$235,078,772	$278,042,267	$304,056,994	$316,657,420
C. Verona	$3,057,478,500	$3,561,165,300	$3,853,228,800	$4,049,963,900	$4,367,658,000	$4,571,339,363
T. Middleton	$17,200,979	$19,391,284	$21,250,553	$22,367,077	$24,527,257	$26,951,408
T. Montrose	$31,730,379	$34,932,353	$39,568,118	$41,221,985	$43,653,142	$45,768,966
T. Springdale	$101,404,708	$127,085,621	$145,102,448	$157,346,924	$172,366,570	$184,645,964
T. Verona	$386,842,200	$418,192,600	$486,138,600	$571,156,700	$691,176,800	$764,476,100
Total	**$5,112,023,277**	**$6,065,848,145**	**$6,762,187,398**	**$7,147,283,054**	**$7,807,273,696**	**$8,192,079,990**
% CHANGE FROM PRIOR YEAR						
C. Fitchburg	9.75%	26.31%	17.99%	2.29%	8.71%	3.56%
C. Madison	0.25%	20.18%	4.29%	18.28%	9.36%	4.14%
C. Verona	-3.20%	16.47%	8.20%	5.11%	7.84%	4.66%
T. Middleton	1.65%	12.73%	9.59%	5.25%	9.66%	9.88%
T. Montrose	12.08%	10.09%	13.27%	4.18%	5.90%	4.85%
T. Springdale	2.14%	25.33%	14.18%	8.44%	9.55%	7.12%
T. Verona	5.79%	8.10%	16.25%	17.49%	21.01%	10.61%
Total	**0.88%**	**18.66%**	**11.48%**	**5.69%**	**9.23%**	**4.93%**
% OF TOTAL LEVY						
C. Fitchburg	26.01%	27.69%	29.31%	28.36%	28.23%	27.86%
C. Madison	3.67%	3.72%	3.48%	3.89%	3.89%	3.87%
C. Verona	59.81%	58.71%	56.98%	56.66%	55.94%	55.80%
T. Middleton	0.34%	0.32%	0.31%	0.31%	0.31%	0.33%
T. Montrose	0.62%	0.58%	0.59%	0.58%	0.56%	0.56%
T. Springdale	1.98%	2.10%	2.15%	2.20%	2.21%	2.25%
T. Verona	7.57%	6.89%	7.19%	7.99%	8.85%	9.33%
Total	**100.00%**	**100.00%**	**100.00%**	**100.00%**	**100.00%**	**100.00%**

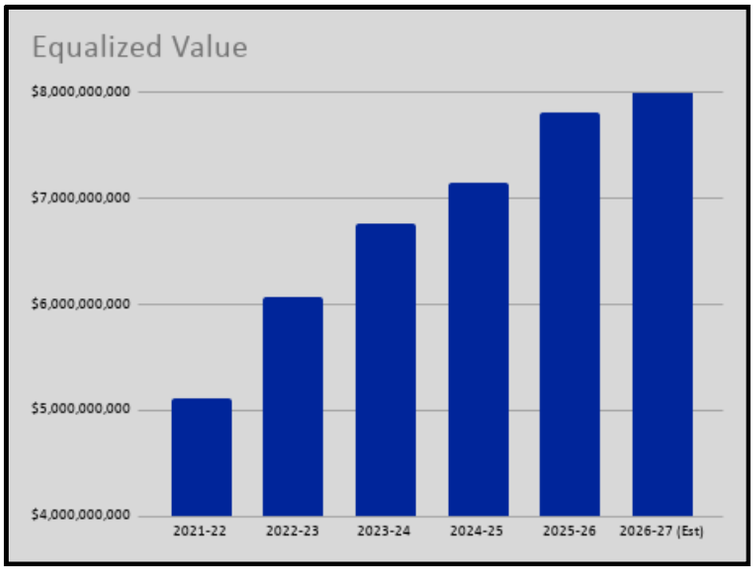

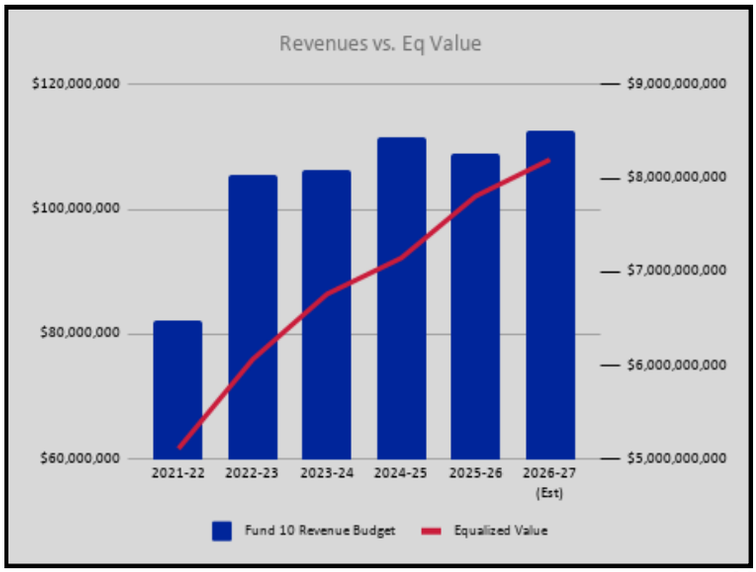

FUND 20 - SPECIAL PROJECTS FUND:

This fund is used to account for activities funded by specific federal or state grant programs and donations. It includes special education costs and programs funded through the TEACH Wisconsin Board and donations for District operations.

SPECIAL PROJECTS FUND	Actual 2024-2025	Unaudited 2025-2026	Budget 2026-2027
Beginning Fund Balance	1,588,780.44	1,410,668.98	1,621,128.39
Ending Fund Balance	**1,410,668.98**	**1,621,128.39**	**1,621,128.39**
REVENUES & OTHER FINANCING SOURCES	**18,946,168.35**	**19,217,084.81**	**17,403,676.60**
EXPENDITURES & OTHER FINANCING USES	**19,124,279.81**	**19,006,625.40**	**17,403,676.60**

FUND 30 - DEBT SERVICE FUND:

The Debt Service Fund Is used to account for the accumulation of resources for, and the payment of, general long-term debt principle, interest, and related costs.

DEBT SERVICE FUND	Actual 2024-2025	Unaudited 2025-2026	Budget 2026-2027
Beginning Fund Balance	5,664,462.16	4,403,699.01	10,178,675.21
Ending Fund Balance	**4,403,699.01**	**10,178,675.21**	**4,350,488.21**
REVENUES & OTHER FINANCING SOURCES	**18,461,873.91**	**18,084,852.45**	**22,049,726.00**
EXPENDITURES & OTHER FINANCING USES	**19,722,637.06**	**12,309,876.25**	**27,877,913.00**

FUND 40 - CAPITAL PROJECTS FUND:

The Capital Projects Fund is used to account for financial resources and expenditures involved in the acquisition of major capital facilities or major maintenance projects.

CAPITAL PROJECTS FUND	Actual 2024-2025	Unaudited 2025-2026	Budget 2026-2027
Beginning Fund Balance	2,236,497.25	2,214,019.97	2,085,789.72
Ending Fund Balance	**2,214,019.97**	**2,085,789.72**	**2,085,789.72**
REVENUES & OTHER FINANCING SOURCES	**1,749,075.37**	**1,406,919.53**	**1,000,000.00**
EXPENDITURES & OTHER FINANCING USES	**1,771,552.65**	**1,535,149.78**	**1,000,000.00**

FUND 50 - FOOD SERVICE FUND:

The Food Service Fund is used to account for financial resources from food sales and state and federal aids, and the related expenses for preparation and services of school hot lunches.

FOOD SERVICE FUND	Actual 2024-2025	Unaudited 2025-2026	Budget 2026-2027
Beginning Fund Balance	1,457,385.39	1,083,454.11	961,418.56
Ending Fund Balance	**1,083,454.11**	**961,418.56**	**961,418.56**
REVENUES & OTHER FINANCING SOURCES	**2,984,362.88**	**2,985,437.24**	**3,198,243.73**
EXPENDITURES & OTHER FINANCING USES	**3,358,294.16**	**3,107,472.79**	**3,198,243.73**

FUND 80 - COMMUNITY SERVICE FUND:

This fund is used to account for such activities as adult education, community recreation programs such as evening/weekend natatorium operation, community theater, day care services, and other programs which are not elementary and secondary educational programs but have the primary function of serving the community.

COMMUNITY SERVICE FUND	Actual 2024-2025	Unaudited 2025-2026	Budget 2026-2027
Beginning Fund Balance	937,282.46	926,278.20	1,027,618.09
Ending Fund Balance	**926,278.20**	**1,027,618.09**	**1,027,618.09**
REVENUES & OTHER FINANCING SOURCES	**1,590,914.04**	**1,770,732.67**	**1,698,240.05**
EXPENDITURES & OTHER FINANCING USES	**1,601,918.30**	**1,669,392.78**	**1,698,240.05**

TOTAL EXPENDITURES & OTHER FINANCING USES

ALL FUNDS	Actual 2024-2025	Unaudited 2025-2026	Budget 2026-2027
GROSS TOTAL EXPENDITURES -- ALL FUNDS	156,968,806.57	137,848,423.99	155,064,150.56
Interfund Transfers (Source 100) - ALL FUNDS	13,451,819.88	11,560,725.58	11,563,760.74
Refinancing Expenditures (FUND 30)	0.00	0.00	0.00
NET TOTAL EXPENDITURES -- ALL FUNDS	**143,516,986.69**	**126,287,698.41**	**143,500,389.82**
PERCENTAGE INCREASE – NET TOTAL FUND EXPENDITURES FROM PRIOR YEAR		**-12.01%**	**13.63%**

The Original Budget includes estimates based on current law, baseline assumptions and board actions to date.



2026-27 PROPOSED TAX LEVY

The levy is the amount of tax money that needs to be generated to fund the General, Debt, Capital and Community Service Funds. The General and Capital Fund levy is determined by the state revenue cap formula. The Debt and Community Service levies are outside of the state revenue cap. The Debt Fund accounts for revenue and expenditures needed to pay off building project bonds. The **levy** divided by the District's equalized value times 1000 equals the **mill rate.**

- 2026-27 Proposed All Funds Tax Levy: **$87,327,573**
- 2026-27 Proposed Tax Mill Rate: **$10.66**

FUND	Actual 2024-2025	Unaudited 2025-2026	Budget 2026-2027
General Fund	60,277,307	65,328,760	65,426,059
Referendum Debt Service Fund	16,101,675	15,740,140	19,744,876
Capital Expansion Fund	1,000,000	1,000,000	1,000,000
Community Service Fund	956,638	1,156,638	1,156,638
TOTAL SCHOOL LEVY	**78,335,620**	**83,225,538**	**87,327,573**
PERCENTAGE INCREASE -- TOTAL LEVY FROM PRIOR YEAR		**6.24%**	**4.93%**

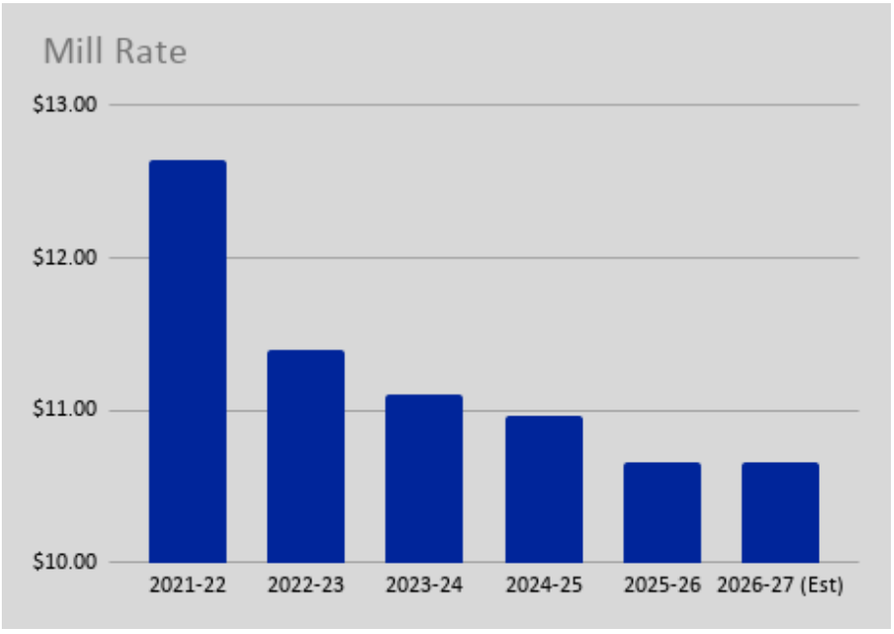

Tax impact on home per $100,000 of home value (Mill Rate of $10.66)	2025-26	2026-27 (Est)
Fund 10 (Operations/Staff Compensation/Etc)	$837	$799
Fund 39 (Referendum Debt)	$202	$241
Fund 41 (Capital Expansion)	$13	$12
Fund 80 (Community Use)	$15	$14
Total	**$1,066**	**$1,066**



UNAUDITED FUND BALANCE

Ending Fund 10 Balances	2025-26
Nonspendable Fund Balance	$260,245
Restricted Fund Balance	$388,061
Unassigned Fund Balance	$28,788,439
Total	**$29,436,745**

Cash Flow History
The low point for cash balances is historically the middle of January. The District historically does short term borrowing ($7,500,000 in 2025-26) to assure it can meet its cash.

This chart displays a ten-year history of fund balance.

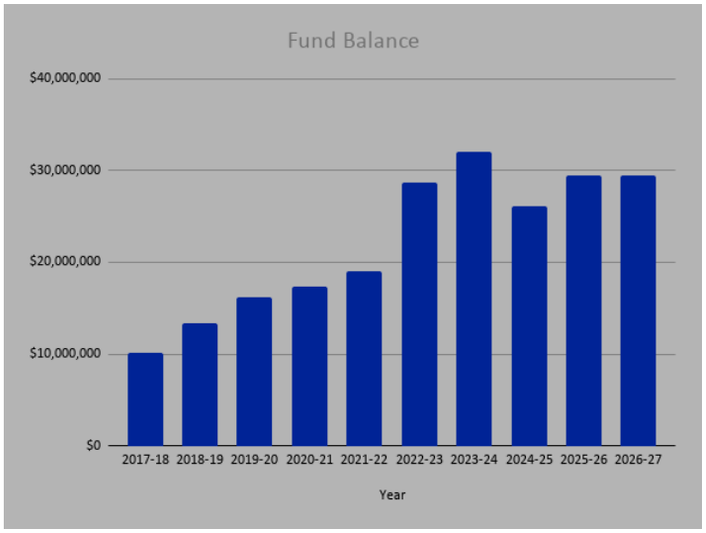



This chart compares our ending 2024-25 Fund Balance percentages with our “peers”, which are Wisconsin Districts of similar size and free & reduced percentage. 2025-26 comparative data was not readily available during preparation of this budget book.

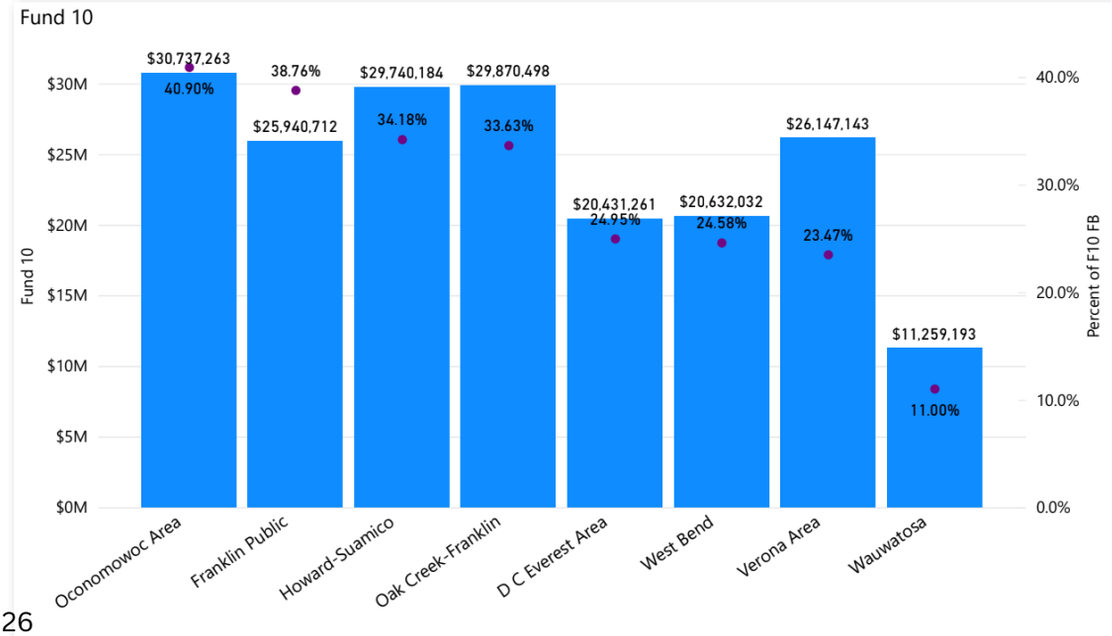



ADDENDUMS

Revenue Limit FTE

Here are our historic, current, and projected FTE in VASD. FTE is a mathematical method of counting students for Revenue Limit purposes. Our projections estimate we will decrease our residential student count by approximately 100 students in 2026-27. The key data point to watch in this table is change in the 3 year average enrollment.

SEPTEMBER COUNTS	HISTORIC FTE						PROJECTED
	2020-21	2021-22	2022-23	2023-24	2024-25	2025-26	2026-27
Summer School	95	81	83	92	111	118	118
Summer School (40%)	38	32	33	37	44	47	47
Ind. Charter Schools FTE	8.6	11.8	15	9.2	7.6	5	5
September FTE	5,553	5,564	5,594	5,621	5,642	5,582	5,492
TOTAL FTE	**5,600**	**5,608**	**5,642**	**5,667**	**5,694**	**5,634**	**5,544**
FTE Change		8	34	25	27	-60	-90
% Change		0.14%	0.61%	0.44%	0.48%	-1.05%	-1.60%

		ACTUAL				PROJECTED
		2022-23	2023-24	2024-25	2025-26	2026-27
	3 YEAR AVG	**5,617**	**5,639**	**5,668**	**5,665**	**5,624**
	Change		22	29	-3	-41
	% Change		0.39%	0.51%	-0.05%	-0.72%



The following table displays historic Open Enrollment (OE) in VASD. The blue line is OE-In, the red line is OE-Out, and the orange line represents the “net” OE. As we can see, during the 2020-21 and 2025-26 school years VASD had a net negative OE, which has recovered back to a positive number. For the 2026-27 school year we are projecting to have an increase of 148 OE-In students.

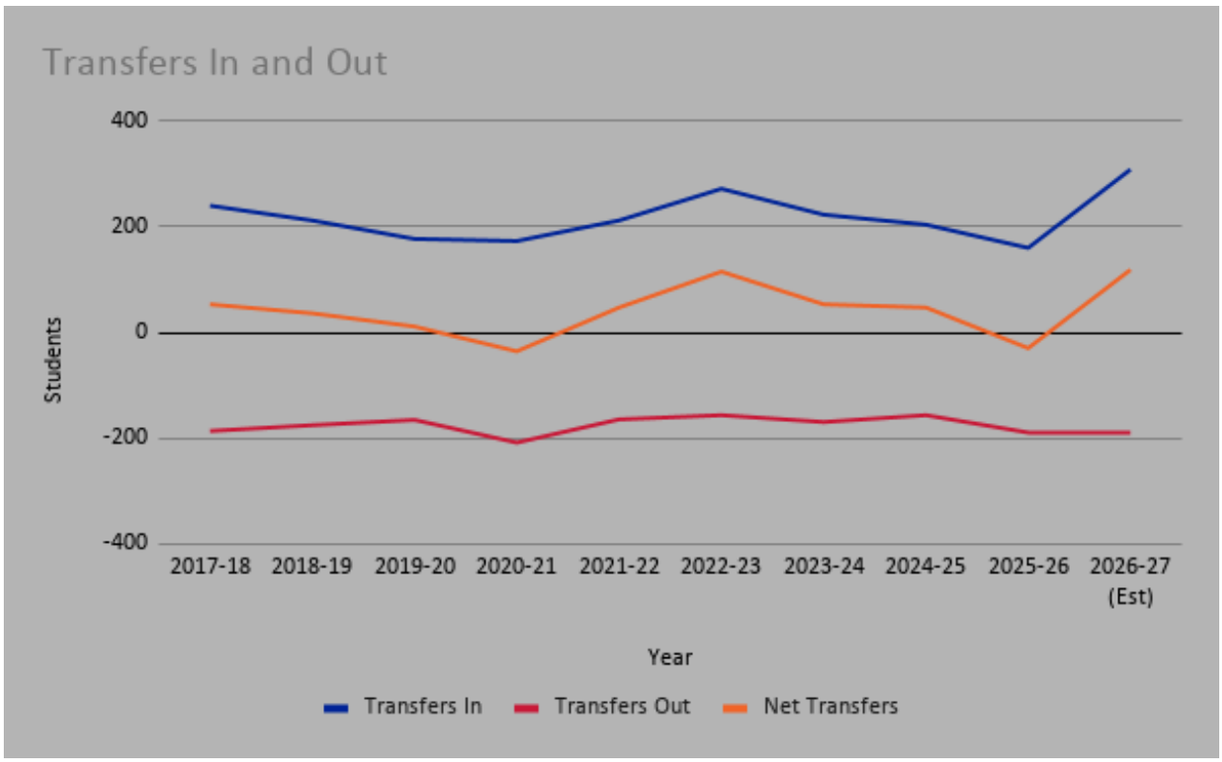

The following three charts show Verona's historic percentages of Students with Disabilities, Free & Reduced, and English Language Learners.

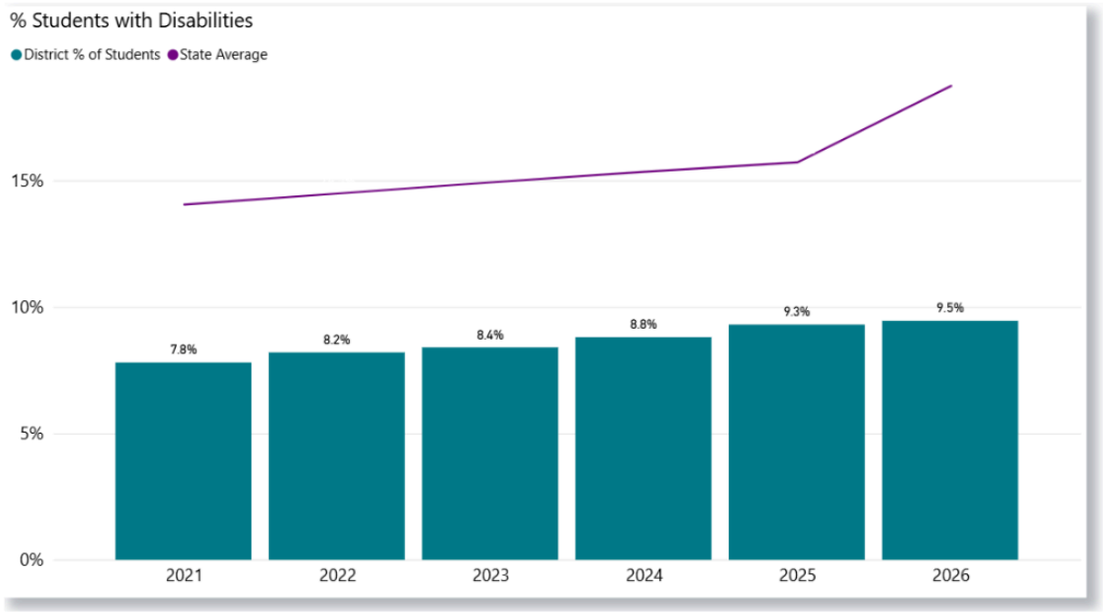

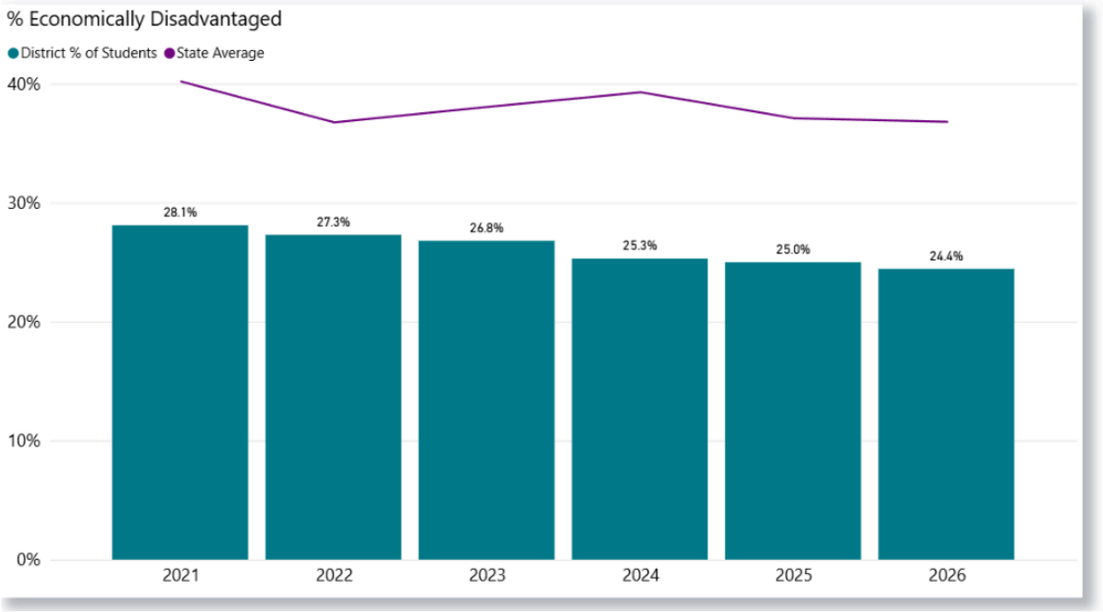

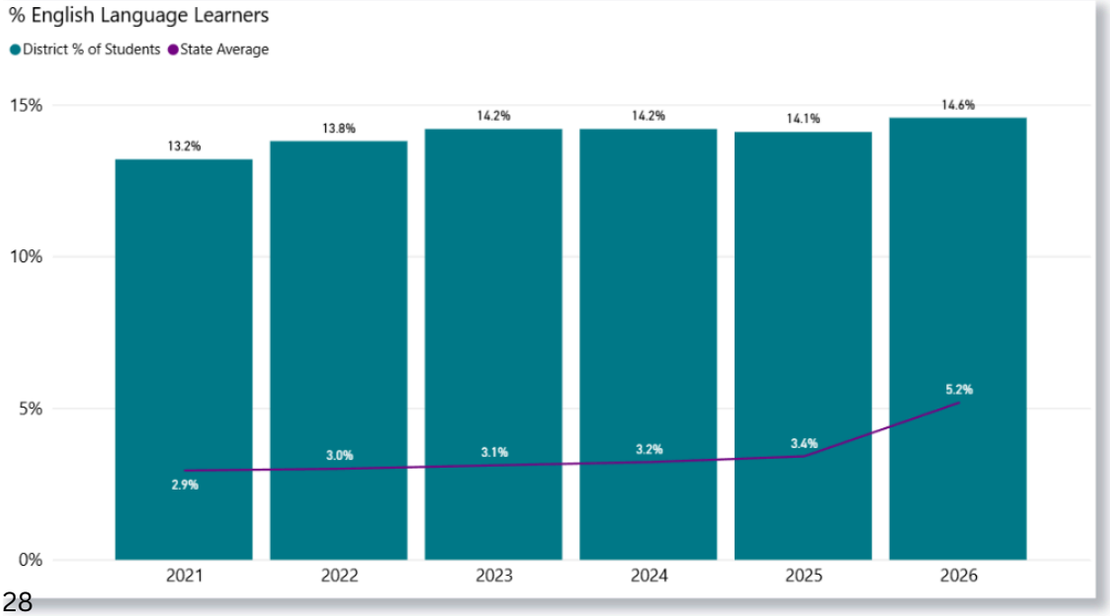

This table compares our staffing ratios (Student:Teacher) with the other school Districts in Dane County. For example, a 15:1 ratio means that for every 15 students there is one licensed teacher in the District.

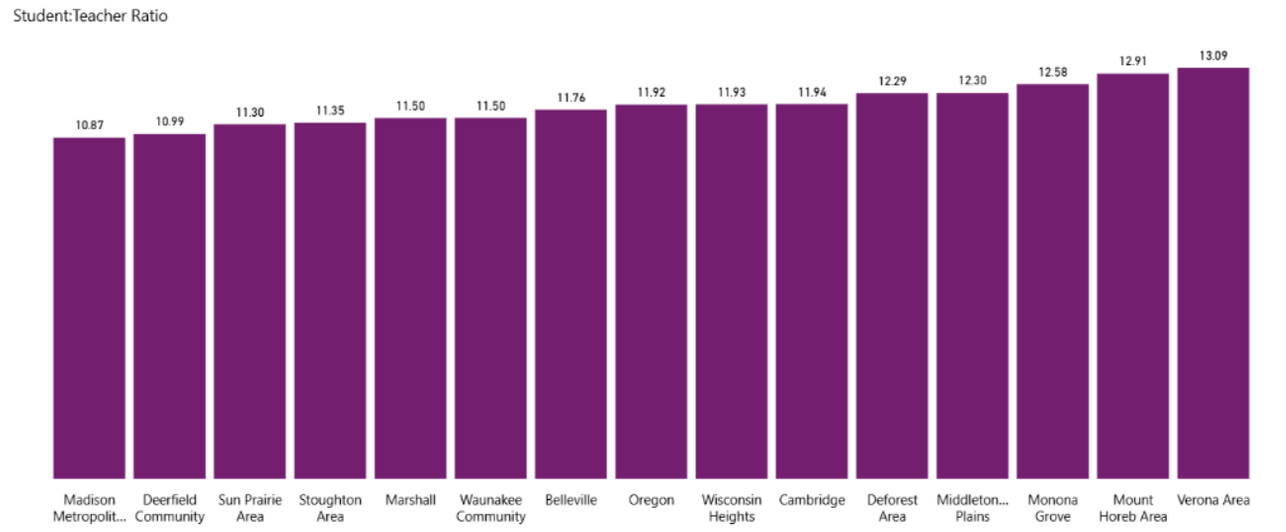

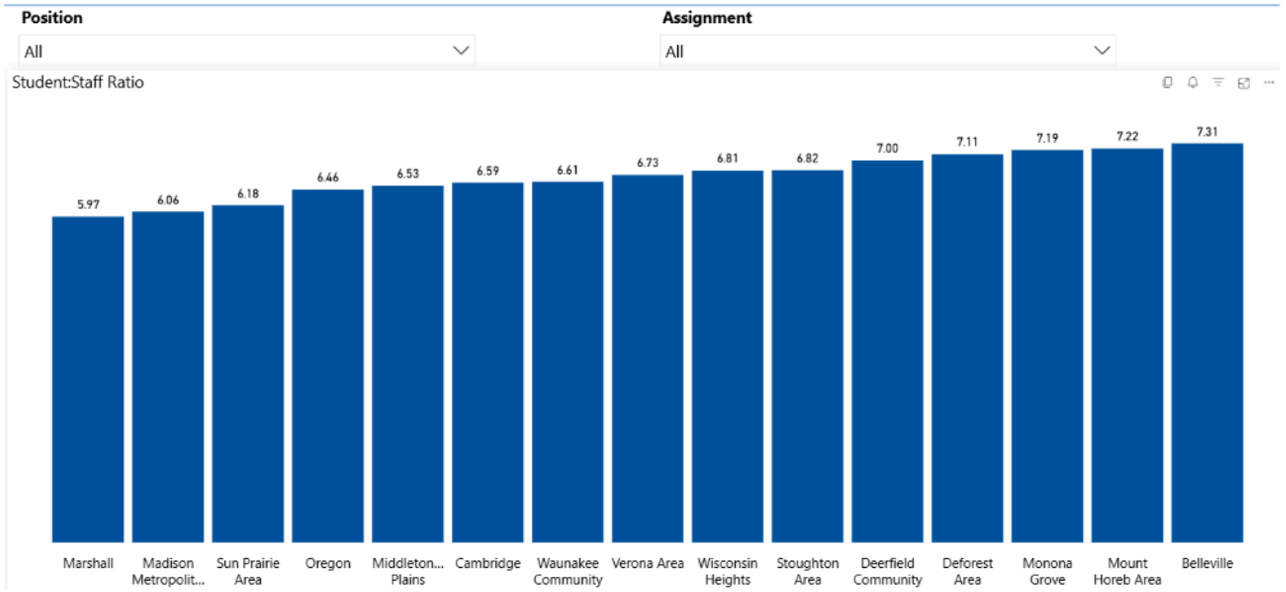





DEBT SCHEDULES

	Description	Issue Date	Issue Amount	Balance 7/1/26	Principal Payments 2026-27	Interest Payments 2026-27	Balance 6/30/27	Final Maturity
Fund 38								
1.	Pension & OPEB	4/8/2015	$25,335,000	$1,805,000	$1,805,000	$56,858	$0	3/1/2027
2.	Pension & OPEB	10/8/2020	$16,145,000	$15,510,000	$235,000	$207,993	$15,275,000	3/1/2034
3.	HS Scoreboard	6/5/2026	$399,723	$399,723	$39,972	$0	$359,751	3/1/2036
	Total			$17,714,723	$2,079,972	$264,850	$15,634,751	
Fund 39								
4.	Building Bonds	11/21/2017	$85,000,000	$45,320,000	$3,460,000	$1,543,450	$41,860,000	4/1/2037
5.	Building Bonds	11/19/2018	$80,000,000	$34,945,000	$3,630,000	$1,327,681	$31,315,000	4/1/2035
	Total			$80,265,000	$7,090,000	$2,871,131	$73,175,000	

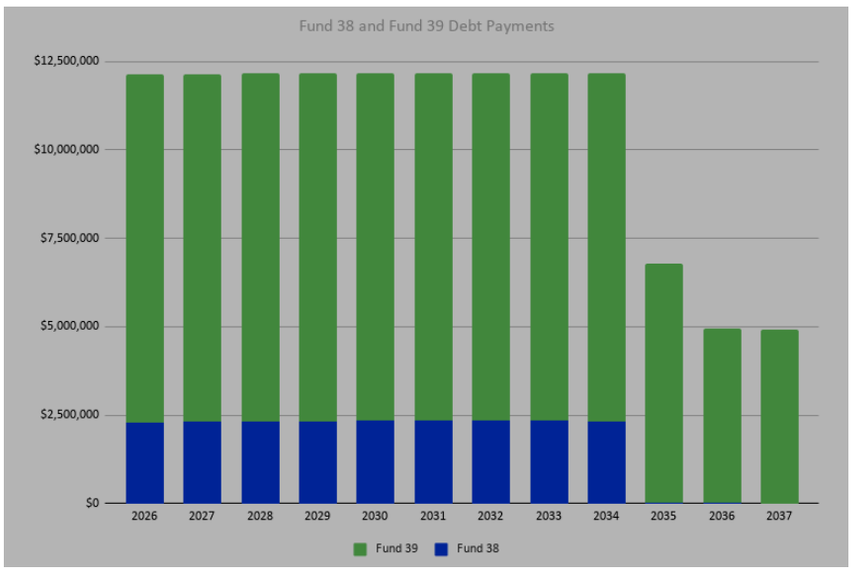

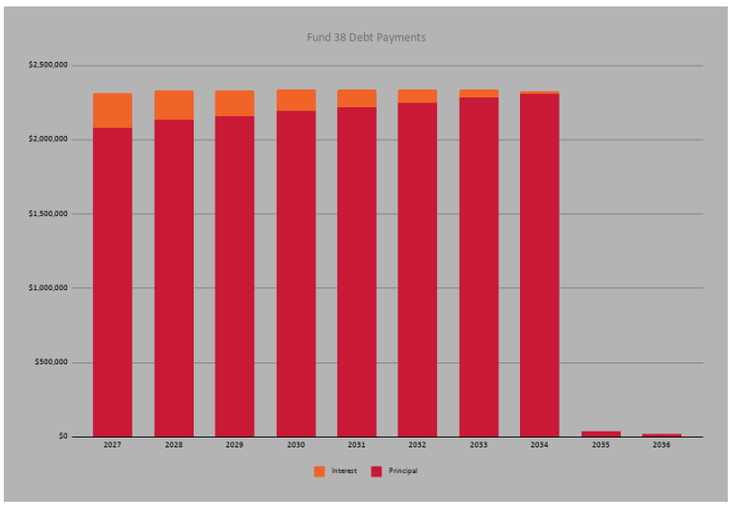

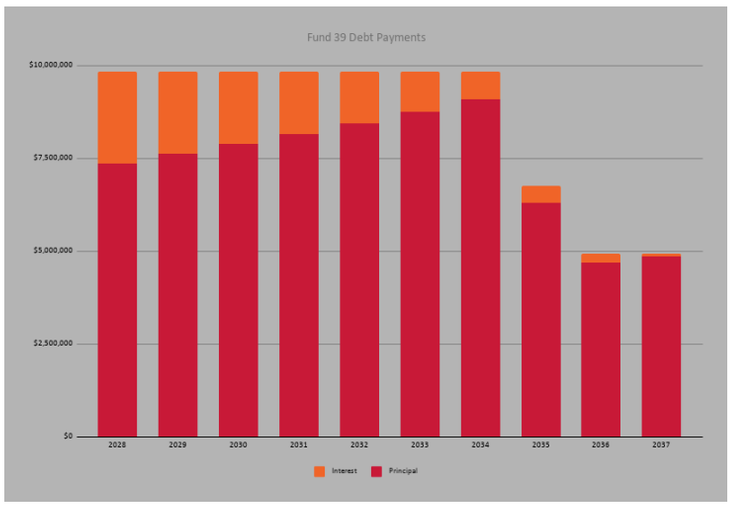



TAX LEVY HISTORY

Year	Tax Levy	Equalized Value	Mill Rate
Fall 2026 (Est)	$87,327,573	$8,192,079,990	$10.66
Fall 2025	$83,225,538	$7,807,273,696	$10.66
Fall 2024	$78,335,620	$7,147,283,054	$10.96
Fall 2023	$75,097,627	$6,762,187,398	$11.11
Fall 2022	$69,150,669	$6,065,848,145	$11.40
Fall 2021	$64,615,973	$5,112,023,277	$12.64
Fall 2020	$65,267,459	$5,067,447,361	$12.88
Fall 2019	$61,608,664	$4,824,485,379	$12.77
Fall 2018	$56,844,784	$4,451,432,045	$12.77
Fall 2017	$53,299,193	$4,173,780,631	$12.77
Fall 2016	$46,043,257	$3,842,170,684	$11.98
Fall 2015	$37,301,698	$3,110,635,827	$11.99
Fall 2014	$36,930,778	$3,068,190,797	$12.04
Fall 2013	$33,432,364	$2,725,143,431	$12.27
Fall 2012	$34,565,304	$2,704,907,424	$12.78
Fall 2011	$33,791,416	$2,744,013,270	$12.31
Fall 2010	$33,754,062	$2,750,972,351	$12.27
Fall 2009	$32,892,837	$2,807,770,423	$11.71
Fall 2008	$31,704,599	$2,737,703,171	$11.58
Fall 2007	$29,100,809	$2,712,107,419	$10.73
Fall 2006	$29,202,958	$2,460,935,978	$11.87
Fall 2005	$25,802,436	$2,305,240,146	$11.19
Fall 2004	$24,420,918	$2,051,076,433	$11.91
Fall 2003	$21,461,259	$1,887,253,473	$11.37









EXPLAINING YOUR TAX BILL

Public school funding can be complex, but it's important for our community to understand how local tax dollars support students—and how the Verona Area School District (VASD) responsibly manages those funds. This section outlines how property taxes are calculated, how state and local factors influence your bill, and how VASD is working to reduce the long-term tax burden.

UNDERSTANDING YOUR PROPERTY TAX BILL

Each December, property owners receive a tax bill from their municipality. A portion of that bill is allocated to the **Verona Area School District**—but schools are just one of the many local entities funded by property taxes.

WHERE YOUR PROPERTY TAXES GO (EXAMPLE BREAKDOWN):

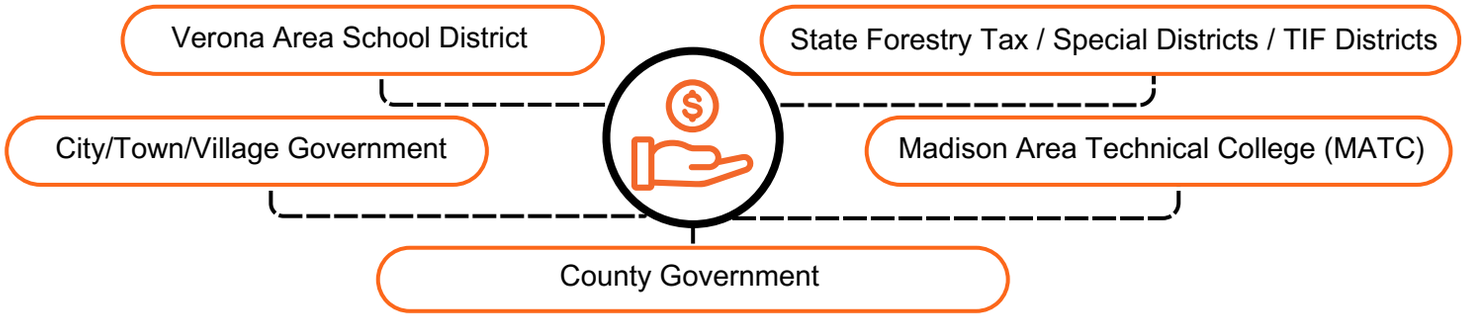

Your tax bill will list each entity separately. Percentages vary by property location.

THE VASD PORTION OF YOUR TAX BILL

Your school property taxes are calculated based on your property's **fair market value**, and applied using the District's **mill rate.**

What is Fair Market Value?

Fair market value is the **estimated price your property would sell for in an open market**, based on recent sales of comparable properties. It is updated annually by the **Wisconsin Department of Revenue** using a uniform state formula.

What is Assessed Value?

Assessed value is determined by your local municipality's assessor and may not be updated every year. It often lags behind market changes or is based on different criteria than state formulas. Because of this, assessed value may be lower or higher than fair market value.

HOW SCHOOL TAXES ARE CALCULATED

For school purposes, Wisconsin uses equalized fair market value to ensure consistency across Districts. While municipalities divide the tax burden based on assessed value, school taxes are calculated as follows:

(Fair Market Value ÷ 1,000) × Mill Rate = VASD School Tax

STATE BUDGET IMPACTS ON LOCAL TAXES

The current **two-year Wisconsin state budget includes no increase in general state aid** to schools. This means:

- VASD's costs continue to rise (wages, transportation, utilities)
- But no additional state dollars are coming to cover them
- So **local property taxes must fund a larger share**

Even with stable or modest spending increases, **this shift increases the average local tax burden.**

USING NET NEW CONSTRUCTION TO OFFSET TAX IMPACTS

VASD uses net new construction, the value of new homes, businesses, and developments, to help manage the tax burden. This year:

- Net new construction is estimated at 2.75%
- School Levy Credit is estimated to increase by 0.28%
- If VASD increases its Fund 10 (operations) and Fund 39 (debt) levies by 5.0%, the average tax increase for existing property owners will be approximately 1.90%

This growth allows the District to meet new needs without significantly raising average taxes for current homeowners and businesses.

That means new growth helps fund new needs **without increasing average taxes on current homeowners or businesses.**

SAVING OVER $10 MILLION THROUGH EARLY DEBT REPAYMENT

Through a strategy called debt defeasance, VASD has paid off capital debt early using existing funds—specifically in Fund 39 (capital projects debt service).

- This has saved taxpayers over $10 million in future interest costs
- Reduces the need for higher future tax levies
- And provides more budget flexibility for classrooms and student programs

This is part of our long-term commitment to fiscal responsibility and protecting taxpayers.

QUESTIONS? WE'RE HERE TO HELP

Find more info online:
https://www.verona.k12.wi.us/departments/business-services/financial-services

We're committed to transparency, fiscal responsibility, and helping you understand how your investment supports students across our community.

OPEB (OTHER POST-EMPLOYMENT BENEFITS) LIABILITY – BACKGROUND AND STRATEGIC RESPONSE

Overview of OPEB

OPEB stands for *Other Post-Employment Benefits* and refers to the non-pension benefits provided to retired and some resigning employees of public entities such as school Districts.

These benefits typically include:

- **Retiree health insurance**, including either continued access and payment towards the District's health insurance plan or a health reimbursement account to aid in the reimbursement of medical expenses
- **Retiree dental insurance**
- **Other contractual benefits**, including general leave payouts, salary continuation stipends, and other post-employment benefits

For many school districts, OPEB liabilities represent a significant long-term financial obligation due to the rising costs of healthcare and the extended lifespans of retirees.

VASD's OPEB Funding History

In 2014, the Verona Area School District took a proactive step to address its growing OPEB liability by borrowing **$35 million** to establish a **dedicated investment trust.** This trust was designed to generate investment income to pay for retiree benefits over time, with the goal of covering OPEB costs through the **loan's maturity in 2034**. This approach was based on the following assumptions:

- Conservative drawdown of funds each year to meet OPEB obligations
- Consistent and healthy investment returns
- Actuarial forecasts projecting stable liability growth
- Prior to the loan's maturity, future planning for OPEB liability is necessary, as the liability exists beyond the loan maturity.

CURRENT SITUATION

While the original strategy was fiscally responsible, several factors, both external and internal, have affected its long-term viability:

- **Healthcare inflation** has significantly exceeded expectations, increasing the cost of retiree medical benefits.
- **The original actuarial models** used to establish the plan in 2013 were overly optimistic in estimating cost trends and investment returns.
- **Rising inflation in the general economy** has driven up **annual salary and benefit costs**, which in turn increase the base from which OPEB liabilities are calculated.
- **The District is currently employing more staff than originally projected**, due to enrollment patterns, program expansion, and evolving instructional needs, further increasing long-term OPEB obligations.
- **Unexpected Tier 4 change**, made in 2019, expanded the retiree salary stipends to those eligible for Tier 4 benefits, adding millions of future OPEB expenses which were not originally evaluated and budgeted for.
- As a result of these combined pressures, current projections show that the investment account may be **depleted by fiscal year 2032, two years prior to the loan's scheduled final payment in 2034.**

This would result in a **budgetary overlap**, where the District would be responsible for two options, for at least two consecutive fiscal years, without a dedicated funding stream to cover both:

- **Annual OPEB benefit payments** of approximately **$2–3 million**, and
- **Annual loan repayments** of roughly **$2 million.**

SHORT-TERM IMPLICATIONS

In response to the projected shortfall and in alignment with the District's proactive financial management approach, the **2026-27 Annual Budget** reflects an initial minimum debt payment of $2.3 million dollars. Upon finalizing the 2025-26 audit our team will likely recommend an additional payment from Fund Balance.

This immediate action serves two purposes:

- It **stabilizes the fund** in the short term, helping extend its solvency timeline toward the original 2034 target.
- It signals the District's **commitment to responsibly managing long-term obligations** without compromising current educational programming.

Future budgets will be assessed annually to determine if additional contributions are feasible based on available resources and fiscal outlook.

STRATEGIC OPTIONS UNDER CONSIDERATION

To proactively manage this evolving challenge, the District is considering multiple strategies, including both short-term and long-term interventions:

1. **Targeted Contributions During Surplus Years**
   - Directing portions of year-end **budget surpluses** into the OPEB investment trust to shore up the fund and extend its solvency timeline.
2. **Loan Refinancing**
   - Exploring opportunities to **refinance the original $25 million loan**, either by extending the repayment window or lowering annual payments.
   - **Current high interest rates** significantly limit the viability of this option in the short term but will be reevaluated as market conditions shift.
3. **Utilizing Fund Balance**
   - Using the District's **fund balance (reserves)** to cover OPEB costs if/when the trust is exhausted.
   - While feasible, this option would reduce the District's financial flexibility and preparedness for unexpected expenditures.
4. **Strategic Budget Integration**
   - Gradually **incorporating OPEB costs into the general operating budget,** spreading the financial impact across multiple years and building long-term sustainability into the District's fiscal plan.
5. **Reviewing and Adjusting Post-Retirement Benefits**
   - Reexamining the **design and eligibility criteria** for post-retirement benefits for future retirees, including options that impact current employees.
   - Any changes would be approached carefully, in consultation with labor groups, legal counsel, and relevant stakeholders to ensure equity and compliance.

NEXT STEPS AND GOVERNANCE

The District's Business Services team will:

- Continuously monitor the OPEB fund's **performance and projections**
- Update actuarial analyses as needed
- Provide **periodic updates to the Board of Education**
- Engage with relevant stakeholders and bargaining units
- Prepare **policy or budget recommendations** to maintain fiscal balance

CONCLUSION

The approaching depletion of the OPEB trust fund presents a real but manageable challenge. The Verona Area School District is actively exploring a set of sound and responsible strategies to **protect retiree benefits, maintain long-term fiscal health, and ensure continuity of services for students and staff.** Through deliberate planning, strategic budgeting, and transparent communication, the District remains committed to meeting its obligations while adapting to changing financial realities.



DEFINITION OF ACCOUNTING TERMS

GOVERNMENT FUNDS

Fund 10 - General Fund: The General Fund is the operating fund of the District. It is used to account for all financial resources of the District, except those required to be accounted for in other Funds.

Fund 21 - Special Revenue Trust Fund: This fund is used to account for trust funds that can be used for District operations. The source of such funds is gifts and donations from private parties. There may be a fund balance in this fund.

Fund 27 - Special Education Fund: This fund is used to account for special education and related services funded wholly or in part with state or federal special education aid or charges for services provided to other Districts as a result of being a host District for a special education package or cooperative program. No fund balance or deficit can exist in this fund.

Fund 38 - Non-Referendum Debt Service Fund: This fund is used to account for transactions for the repayment of debt issues that were either; not authorized by school board resolution before August 12, 1993 or incurred without referendum approval after that date. A fund balance may exist in this fund.

Fund 39 - Referendum Approved Debt Service Funds: This fund is used to account for transactions for the repayment of debt issues that were either; authorized by school board resolution before August 12, 1993 or approved by referendum.

Fund 40 - Capital Projects Fund: The Capital Projects Fund is used to account for financial resources and expenditures involved in the acquisition of major capital facilities or major maintenance projects.

Fund 50 - Food Service Fund: The Food Service Fund is used to account for financial resources from food sales and state and federal aids, and the related expenses for preparation and services of school hot lunches.

Fund 60 - Agency Fund: Used to account for assets held by the District for pupil organizations.

Fund 72 - Private Purpose Trust Fund: This fund is used to account for gifts and donations specified for the benefit of private individuals and organizations not under the control of the school board. Scholarships are recorded in this fund.

Fund 73 - Employee Benefit Trust Fund: This fund is used to help fund future post-employment benefits for District employees.

Fund 80 - Community Service Fund: This fund is used to account for all activities which have the primary function of serving the community, and which cannot be classified as Instructional or Support Service for school age children.

Fund 99 - Other Package and Cooperative Program Funds: This fund is to be used for all other types of cooperative instructional funds. No fund balance or deficit can exist in this fund.

REVENUES

Local Sources: Local Revenue is obtained from taxes, payment for services, sales of surplus property, activity income, investment income and miscellaneous local sources.

Other School Districts: This includes payments received from other School Districts that send students to Verona on a tuition basis.

State Sources: This revenue category includes all income received from the State of Wisconsin. It includes equalization aid and categorical aids for transportation, library, handicapped and driver education, state tuition payments, and any aid via a special state grant.

Federal Sources: This represents any income received from the United States Government. The largest share of income received includes Chapter 1 and 2, Vocational Education Aid, Handicapped Aid, PL 94-142, and Food Service Aid.

Other Sources: This category is used to record income which cannot logically be recorded elsewhere. Insurance reimbursement from an insurance company for losses is the largest contributor to this category.

EXPENDITURES
The Verona Area School District maintains accounting records on a function basis. A function is the purpose for which an expenditure is used or for which a person acts. The School District adopts a budget for the three major functions of Instruction, Support Service, and Non-program Charges. These major functions are defined below:

INSTRUCTION
Instruction includes activities dealing directly with the interactions between staff and students and is divided into the following subfunctions:

Undifferentiated - An instructional situation in which one teacher is responsible for providing instruction in two or more curricular areas to the same group of pupils. The Verona Area School District records all expenditures for K-4 instruction here.

Regular Curriculum - An instructional situation in which a teacher is responsible to instruct a group of pupils in only one curricular area. It is here that the Verona Area School District records all expenditures for Art, Language Arts, Foreign Language, Math, Computer Science, Music, Science and Social Science.

Vocational Curriculum - A vocational curriculum consists of occupationally related subject matter and related experiences designed to develop the knowledge, skills, attitudes, and appreciations that relate to the world of work. The District provides vocational instruction for Agriculture, Business Education, Family and Consumer Science, and Technology Education and Engineering, as well as vocational instruction for handicapped students.

Physical Curriculum - The physical curriculum includes that body of related subject matter and activities necessary for instruction in Health, Physical Education, Driver's Education, and Alcohol and Other Drug Abuse programs.

Special Curriculum - A special curriculum consists of courses and other provisions which are different from, or in addition to, those provided in the usual school program, and are provided for exceptional pupils by specially qualified personnel.

Co-Curricular Activities - These activities include school sponsored activities, under the guidance or supervision of qualified adults, designed to provide opportunities for pupils to participate on an individual basis or in small or large groups. Examples are athletics, forensics, drama, and music.

SUPPORT SERVICES
Support services are those services which provide administrative, technical, and logistical support, to facilitate and enhance instruction. Sub Functions include:

Pupil Services - Activities included here are designed to assess and improve the well-being of students and to supplement the teaching process. Pupil Services includes social workers, guidance counselors, psychologists, special education teachers, school nurse, speech, and language clinicians, physical and occupational therapists, and vision specialists.

Instructional Staff Services - Activities concerned with establishing and administering policy in connection with operating the school District.

General Administration - Activities concerned with establishing and administering policy in connection with operating the school District. Expenses of the board of education and the superintendent's office are recorded here.

Building Administration - Activities concerned with overall responsibility for school buildings are recorded here.

Business Services - Activities concerned with paying, transporting, exchanging, and maintaining goods and services for the school District, including the fiscal and internal services necessary for operating the school District. Expenditures recorded here include the Business Office, operations and maintenance, pupil transportation costs, and internal services.

Central Services - This area includes activities which support other instructional and support services and are of a District-wide nature. Costs for administrative data processing are recorded here.

Insurance - Insurance premiums for student accident, liability, fidelity, automotive, and property insurance are recorded here.

Debt Service - Debt service costs of the General Fund would include interest for short-term loans, payments of agent fees on long-term obligations, and lease/purchase agreements containing non-appropriation clauses.

Other Services - General Administration charges assessed school Districts by Cooperative Educational Service Agencies and early retirement payments are recorded here.

NON-PROGRAM CHARGES
The cost to a fund for refunding expenditures are recorded here.
Within some functions, expenditures are further broken down into objects. An object is a service or commodity purchased. The major object areas are defined below.

OBJECTS
Salaries and Wages: Gross amounts paid to employees who are on the District payroll, for services rendered to the District and for time spent on leave.

Employee Benefits: Employee benefits are amounts paid by the District on behalf of employees over and above gross salaries. The District provides retirement, social security, life insurance, dental insurance, health insurance, and disability benefits for its employees.

Purchased Services: Payments for services rendered by personnel who are not on the payroll of the District are recorded here. Additionally, payments for utilities, travel expenses, telephone charges, and payments to other governmental agencies are recorded under purchased services.

Non-Capital Objects: Items of an expendable nature that are consumed, habitually lost, or worn out, or deteriorated by use less than two (2) years, are recorded here.

Capital Equipment: Items having an estimated useful life of two (2) years or more, and with a purchase price greater than $5,000, are recorded here.

Insurance, Judgments & Debt Retirement: Includes District casualty insurance, student insurance, unemployment compensation; judgments from courts, state or federal agencies against a school District; debt retirement costs associated with the General Fund such as bond agent fees, interest on short-term notes, and bond coupon expenses; and operating transfers to another Fund without expectation of repayment.

Other Objects: This category includes District dues/fees, refunds of student income, and refund of prior year income. Examples include membership dues to the Wisconsin Association of School Boards, athletic and extracurricular conference fees, and special District assessments for shared costs.

GLOSSARY OF TERMS

Audit - The examination of records and documents and the securing of other evidence for determining the propriety of 1;1roposed or completed transactions, ascertaining whether all transactions have been recorded and determining whether transactions are accurately recorded in the accounts and in the statements drawn from the accounts.

Budget - A systemized statement which relates the educational program to the expenditures and receipts anticipated in a fiscal period.

Capital Object - An expenditure which results in the acquisition of fixed assets, additions to fixed assets or improvements of fixed assets.

Categorical Aid - Educational support funds provided from a higher governmental level and specifically limited to (earmarked for) a given purpose, e.g., special education, transportation, etc.

Debt Service - Expenditures for the retirement of debt and expenditures for interest on debt except principal and interest of short-term loans.

Equipment - Any item of a non-expendable nature not annually consumed during the course of one year, but which is either repaired or replaced when it is damaged or becomes obsolete.

Fiscal Period - Any period at the end of which the school District determines its financial condition and the results of its operation and closes its books. The fiscal period for school Districts is July I through June 30.

Function - In terms used in the accounting structure, the function is the program for which the purchase is made.

Fund - A sum of money or resources set aside for specific activities of a school District. For accounting purposes, a fund is a complete entity with its own self-balancing set of accounts, i.e., general fund, special Project fund, etc.

Irreparable Debt Retirement Levy - A levy which has been established by prior action, i.e., referendum, and cannot be altered by the Annual Meeting.

Levy - To impose taxes or special assessment on property.
- Total of taxes or special assessments imposed by governmental unit.

Long Term Loans - A loan which extends beyond the fiscal year in which the loan was obtained, and which is not secured by serial or term bonds.

Object - In terms used in the accounting structure, the object is what is purchased.

Prorating Costs - A method of distributing costs among and between accounts.

Purchased Services - Services rendered by personnel who are not on the payroll of the school District, including all related expenses covered by the contract.

Source - In terms used in the accounting structure, the source indicates where revenue comes from.

Supply - A material item of an expendable nature that is consumed, worn out or deteriorates in use or that loses its identity through fabrication.

Assessed Valuation - The parcel value or total value of property in a municipality as determined by the municipal assessor.

Equalized Valuation - The total value of property in a school District as determined by the State Department of Revenue.

Guaranteed Valuation - Statutory property tax guaranteed to each school District to assure an adequate property tax base in each school District. The Guaranteed Valuation uses equalized valuation rather than assessed valuation as a base of comparison.



LONG-RANGE FACILITIES PLANNING

OE-12.1: The Superintendent will develop and execute a facility plan that establishes priorities for construction, renovation, and maintenance projects that:

1. assigns highest priority to the correction of unsafe conditions.
2. includes maintenance costs as necessary to enable facilities to reach their intended life cycles.
3. plans for and schedules preventative maintenance.
4. plans for and schedules system replacement when new schools open, schools are renovated, or systems replaced.
5. discloses assumptions on which the plan is based, including growth patterns and the financial and human impact individual projects will have on other parts of the organization.



FACILITIES CONDITION REPORT

During the 2022-23 school year VASD updated the Long Range Plan and Facilities Condition Report. A team consisting of EUA, IMEG Corp., and Findorff. Findorff created a 15-year spreadsheet of anticipated budgets that would reflect the life expectancy of the various components. The budgets and life expectancies are not absolute nor a guarantee, however, create budgets which may be used to manage potential needs on an annual basis.

KEY FINDINGS

> *"It is important to note that the buildings within the District are generally well-maintained and maintenance needs have typically been prioritized based on safety concerns and severity of the need. While there are some findings within this report that demonstrate a more urgent need, many of the findings are items that are currently being addressed through ongoing scheduled maintenance, or could be in the future."* - EUA

- The life expectancy of different systems would indicate there is significant work ahead of us. It should be noted that systems in VASD regularly exceed expected life thanks to ongoing preventative maintenance by our staff. This work also positions us to prioritize system replacements.

15-YEAR PLANNING SUMMARY

Facility	Immediate Needs	1 Year	2 Year	3 Year	4 Year
District Office	$269,100	$53,000	$ -	$142,700	$ -
High School	$ -	$ -	$ -	$ -	$139,200
Country View Elementary	$1,773,200	$ -	$ -	$248,500	$775,000
Glacier Edge Elementary	$1,847,800	$ -	$ -	$ -	$2,518,200
Stoner Prairie Elementary	$2,167,300	$200,600	$ -	$ -	$115,400
Sugar Creek Elementary	$4,824,400	$ -	$ -	$ -	$ -
Badger Ridge Middle	$6,151,900	$804,200	$ -	$ -	$182,400
Savanna Oaks Middle	$1,105,400	$ -	$ -	$28,600	$519,400
K-Wing	$1,080,500	$ -	$ -	$ -	$64,800
Grand Total	$19,219,600	$1,057,800	$ -	$419,800	$4,314,400

Category	Immediate Needs	1 Year	2 Year	3 Year	4 Year
Asphalt Paving	$32,500	$ -	$ -	$ -	$ -
Ceiling Finishes	$ -	$ -	$ -	$ -	$ -
Doors	$542,600	$ -	$ -	$ -	$109,000
Electrical	$4,296,200	$569,800	$ -	$ -	$1,194,600
Elevators	$ -	$ -	$ -	$ -	$ -
Enclosure	$985,900	$200,600	$ -	$ -	$ -
Fire Sprinklers	$ -	$ -	$ -	$ -	$ -
Floor Finishes	$3,323,300	$ -	$ -	$ -	$973,300
Furnishings	$ -	$ -	$ -	$ -	$ -
HVAC	$2,622,500	$ -	$ -	$ -	$1,216,500
Institutional Equipment	$ -	$ -	$ -	$ -	$ -
Landscaping	$32,900	$ -	$ -	$ -	$ -
Lighting	$ -	$ -	$ -	$ -	$ -
Low Voltage Systems	$1,786,600	$ -	$ -	$ -	$ -
Plumbing	$1,843,700	$ -	$ -	$28,600	$145,300
Roofs	$1,805,500	$ -	$ -	$57,500	$ -
Sidewalks	$883,600	$ -	$ -	$333,700	$ -
Site Development	$78,500	$287,400	$ -	$ -	$100
Wall Finishes	$ -	$ -	$ -	$ -	$ -
Windows	$799,300	$ -	$ -	$ -	$660,400
Recreational Equipment	$ -	$ -	$ -	$ -	$ -
Structure	$67,500	$ -	$ -	$ -	$ -
Sitework	$ -	$ -	$ -	$ -	$ -
Site Utilities	$118,100	$ -	$ -	$ -	$ -
Grand Total	$19,218,700	$1,057,800	$ -	$419,800	$4,299,200

3-YEAR LOOK AHEAD (2026-2029)

2026-27		
Location	**Project**	**Cost**
BR	Roof Sections	$405,000.00
BR	Soffit work	$21,000.00
SP	Exterior Door A, 2, 3	$57,167.00
SO	Sport Court	$40,500.00
BR	Tennis	$90,000.00
SP	Repair of gym floor	$50,000.00
BR	Classroom Flooring	$15,000.00
CV	Classroom Flooring	$15,000.00
SP	Classroom Flooring	$15,000.00
SO	LED light conversion in classroom	$15,000.00
SC	Bathroom Flooring	$20,000.00
SP	Roof Section	$135,000.00
HS	Tennis Court Maintenance	$22,000.00
	Carry over of Fund Balance	
	$1,403,176.00	
	Tax Levy and Interest	
10/26	$1,000,000.00	
	Beginning Balance	
	$2,403,176.00	$900,667.00
	Remaining	$1,502,509.00

2027-28		
Location	**Project**	**Cost**
GE	HVAC Equipment Maintenance	$700,000.00
BR	Track resurface	$130,000.00
SP	Partial Lot Replacement	$200,000.00
GE	Roof Restoration	$450,000.00
	Carry over of Fund Balance	
	$1,502,509.00	
	Tax Levy and Interest	
10/27	$1,000,000.00	
	Beginning Balance	
	$2,502,509.00	$1,480,000.00
	Remaining	$1,022,509.00

2028-29		
Location	**Project**	**Cost**
GE	HVAC Work	$700,000.00
SC	Built up Roof Restoration	$475,000.00
SC	East Lot Replacement	$216,000.00
	Carry over of Fund Balance	
	$1,022,509.00	
	Tax Levy and Interest	
10/28	$1,000,000.00	
	Beginning Balance	
	$2,022,509.00	$1,391,000.00
	Remaining	$631,509.00



APPENDIX A: SCHOOL FACILITIES

School Name	Address	Phone (608)	Year Facility Opened	Age	Square Footage	Recommended Functional Capacity	3rd Friday Count 2023-24	Acres
Country View	710 Lone Pine Way	845-4800	2000	26	85,279	492	376	20.10
Core Knowledge	300 Richard St	845-4600	1968	58	-	1,365	259	57.00
Glacier Edge	800 Kimball Ln	497-2100	2006	20	82,475	589	463	5.90
New Century	400 N Main St	845-4500	1960	66	73,461	281	124	57.00
Stoner Prairie	5830 Devoro Rd	845-4200	1988	38	77,297	518	385	16.20
Sugar Creek	740 N Main St	845-4100	1992	34	134,428	735	683	35.09
Verona Area International School	400 N Main St	845-4500	1960	66	-	281	118	57.00
Badger Ridge	300 Richard St	845-4400	1968	58	250,245	1,365	753	57.00
Savanna Oaks	5890 Lacy Rd	845-4000	1996	30	105,481	666	380	16.20
Core Knowledge (MS)	300 Richard St	845-4500	1968	58	-	1,365	160	57.00
Verona Area High School	234 Wildcat Way	653-1000	2020	6	590,000	2,667	1,796	146.20
District Office	700 N Main St	845-4300	1992	34	8,047	N/A	N/A	57.00
Central Office East	5375 King James Way		2018	8		N/A	N/A	8









APPENDIX B: ADMINISTRATIVE STAFF

Administrative Staff			
Tremayne Clardy	Superintendent	(608) 845-4310	clardyt@verona.k12.wi.us
Chad Wiese	Deputy Superintendent, Business & Operations	(608) 845-4330	wiesec@verona.k12.wi.us
Angela Hawkins	Director of Engagement & Extended Learning	(608) 845-4311	hawkinsa@verona.k12.wi.us
Amy Engelkins	Executive Director of Academic Services	(608) 845-4312	engelkia@verona.k12.wi.us
Pete Grender	Director of Finance	(608) 845-4348	grenderp@verona.k12.wi.us
Rachelle Hady	Director of Human Resources	(608) 845-4335	hadyr@verona.k12.wi.us
Nate Edwards	Legal Counsel, Director of Compliance and Policy	(608) 845-4314	edwardsn@verona.k12.wi.us
Adam Stiner	Athletic & Activities Director	(608) 845-1340	stinera@verona.k12.wi.us
John Bremmer	Director of Building and Grounds	(608) 845-4540	bremmerj@verona.k12.wi.us
Marcie Pfeifer-Soderbloom	Public Information Officer, Director of Communications	(608) 845-4337	pfeiferm@verona.k12.wi.us
Tamera Stanley	Family, Staff & Community Liaison	(608) 845-4309	stanleyt@verona.k12.wi.us
Sarah Ouzounian	Director of Special Education, Interim	(608) 845-4011	ouzounis@verona.k12.wi.us
Adam Zingsheim	Director of Pupil Services	(608) 845-4356	zingshea@verona.k12.wi.us
Theresa Taylor	Director of Elementary Education	(608) 845-4364	taylort@verona.k12.wi.us
Karyn Stocks Glover	Director of Teaching, Learning, and Innovation	(608) 845-4365	stocksgk@verona.k12.wi.us
Rosamaria Laursen	Director of Multilingual Programs	(608) 845-4366	laursenr@verona.k12.wi.us
Jason Rubo	Director of Technology and Digital Learning	(608) 845-4322	ruboj@verona.k12.wi.us
Robyn Billig	Director of Food Service	(608) 653-1053	billigr@verona.k12.wi.us
High School			
Brian Cox	Principal	(608) 653-1010	coxb@verona.k12.wi.us
Shawn Harris	Associate Principal	(608) 653-1012	harriss@verona.k12.wi.us
Michael Murphy	Associate Principal	(608) 653-1013	murphym@verona.k12.wi.us
Talisa Dussliere Corcoran	Associate Principal	(608) 653-1272	dussliet@verona.k12.wi.us
Dave VanNostrand	Associate Principal	(608) 653-1224	vannostd.@verona.k12.wi.us
Middle Schools			
Larry Love	Principal, Badger Ridge	(608) 845-4410	lovel@verona.k12.wi.us
Quinn Craugh	Principal, Savanna Oaks	(608) 845-4010	craughq@verona.k12.wi.us
Priscila Ortiz	Associate Principal, Badger Ridge	(608) 845-4606	ortizp@verona.k12.wi.us
Paula Arango Tavera	Associate Principal, Badger Ridge	(608) 845-4412	arangop@verona.k12.wi.us
Elementary Schools			
Stephanie Krenz	Principal, Core Knowledge Charter School	(608) 845-4610	krenzs@verona.k12.wi.us
Jessica Beem	Principal, Country View	(608) 845-4810	beemj@verona.k12.wi.us
Laura Marquardt	Principal, Glacier Edge	(608) 497-2110	marquarl@verona.k12.wi.us
Sally Parks	Principal, New Century School	(608) 845-4510	parkss@verona.k12.wi.us
Mary Seidl	Principal, Stoner Prairie	(608) 845-4200	seidlm@verona.k12.wi.us
Hope Yates	Associate Principal, Sugar Creek	(608) 845-4126	yatesh@verona.k12.wi.us
Sally Parks	Principal, Verona Area International School	(608) 845-4510	parkss@verona.k12.wi.us
Kirstin Houghan	Principal, Sugar Creek	(608) 845-4110	houghank@verona.k12.wi.us
School Board Members			
Jennifer Murphy	President		murphyj@verona.k12.wi.us
John Porco	Vice President		porcoj@verona.k12.wi.us
Korbey White	Member		whitek@verona.k12.wi.us
Christopher Peguero	Member		pegueroc@verona.k12.wi.us
Joe Hanes	Treasurer		hanesj@verona.k12.wi.us
Meredith Stier Christensen	Member		christem@verona.k12.wi.us
Juan Carlos Medina	Clerk		carlosj@verona.k12.wi.us



APPENDIX C: VOTING PROCEDURES

Who Can Vote
Every U.S. citizen aged 18 or older who has resided in an election District or ward for 28 consecutive days before any election where the citizen offers to vote is an eligible elector.
Any U.S. citizen age 18 or older who moves within this state later than 28 days before an election shall vote at his or her previous ward or election District if the person is otherwise qualified. If the elector can comply with the 28 day residence requirement at the new address and is otherwise qualified he or she may vote in the new ward or election District.

To Challenge if a Person Can Vote by State Statute 120.08 (3)
If a person attempting to vote at an annual or special meeting is challenged, the chairperson of the meeting shall state to the person challenged the qualifications necessary to vote at the meeting. If such person declares that he or she is eligible to vote and if such challenge is not withdrawn, the chairperson shall administer the following oath or affirmation to him or her: “You do solemnly swear (or affirm) that you are an actual resident of this school District and that you are qualified, according to law, to vote at this meeting.” A person taking such oath or affirmation shall be permitted to vote, but if that person refuses to take such oath or affirmation that person may not vote.

Public Participation
If you choose to speak, please address your request to the chairperson. After being recognized by the chairperson, please rise and proceed to one of the microphones in the aisle. Once at a microphone, state clearly your name and place of residence and then make your comments and/or ask your questions.

Voting Instructions
Voice voting will be the primary method of voting during the Annual Meeting. If necessary, we will use hand voting and the chairperson solicits volunteers to count the votes to ensure accuracy.



APPENDIX D: SCHOOL CALENDAR

Verona Area School District

VASD 2026-27 SCHOOL YEAR

STUDENT AND FAMILY CALENDAR

SEPTEMBER 2026

SU	MO	TU	WE	TH	FR	SA
		1	2	3	4	5
6	7	8	9	10	11	12
13	14	15	16	17	18	19
20	21	22	23	24	25	26
27	28	29	30			

OCTOBER 2026

SU	MO	TU	WE	TH	FR	SA
				1	2	3
4	5	6	7	8	9	10
11	12	13	14	15	16	17
18	19	20	21	22	23	24
25	26	27	28	29	30	31

NOVEMBER 2026

SU	MO	TU	WE	TH	FR	SA
1	2	3	4	5	6	7
8	9	10	11	12	13	14
15	16	17	18	19	20	21
22	23	24	25	26	27	28
29	30					

DECEMBER 2026

SU	MO	TU	WE	TH	FR	SA
		1	2	3	4	5
6	7	8	9	10	11	12
13	14	15	16	17	18	19
20	21	22	23	24	25	26
27	28	29	30	31		

JANUARY 2027

SU	MO	TU	WE	TH	FR	SA
					1	2
3	4	5	6	7	8	9
10	11	12	13	14	15	16
17	18	19	20	21	22	23
24	25	26	27	28	29	30
31						

FEBRUARY 2027

SU	MO	TU	WE	TH	FR	SA
	1	2	3	4	5	6
7	8	9	10	11	12	13
14	15	16	17	18	19	20
21	22	23	24	25	26	27
28						

MARCH 2027

SU	MO	TU	WE	TH	FR	SA
	1	2	3	4	5	6
7	8	9	10	11	12	13
14	15	16	17	18	19	20
21	22	23	24	25	26	27
28	29	30	31			

APRIL 2027

SU	MO	TU	WE	TH	FR	SA
				1	2	3
4	5	6	7	8	9	10
11	12	13	14	15	16	17
18	19	20	21	22	23	24
25	26	27	28	29	30	

MAY 2027

SU	MO	TU	WE	TH	FR	SA
						1
2	3	4	5	6	7	8
9	10	11	12	13	14	15
16	17	18	19	20	21	22
23	24	25	26	27	28	29
30	31					

JUNE 2027

SU	MO	TU	WE	TH	FR	SA
		1	2	3	4	5
6	7	8	9	10	11	12
13	14	15	16	17	18	19
20	21	22	23	24	25	26
27	28	29	30			

- Beginning/End of School Year
- K-12 Late Start
- End of Quarter
- No School
- No School - Educator PD Day

This calendar allows for two days of school cancellation.

DATES TO REMEMBER

- **Sep 1 -** First day of school for K-5, 6, 9
- **Sep 2 -** School for all students K-12 (18-21-year-olds)
- **Sep 7 -** No School
- **October -** Parent/Teacher Conferences *(exact dates TBD by each school)*
- **Oct 22-23 -** No School
- **Nov 6** - End of 1st Quarter
- **Nov 25-27** - No School
- **Dec 23 -Jan 1**- No School
- **Jan 18** - No School
- **Jan 22** - End of 2nd Quarter
- **Feb 8** - No School / PD Day
- **Feb 22** - No School *(exact dates TBD by each school)*
- **March/April** - Parent/Teacher Conferences
- **Mar 22 -26** - No School
- **Apr 2** - End of 3rd Quarter
- **May 31 -** No School
- **Jun 9 -** End of 4th Quarter / Last Day of School

Verona Area School District

VASD 2026-27 SCHOOL YEAR

LATE START SCHEDULES

- K-12 starts late every Monday.
- The Tuesday-Friday schedule is not affected by late start schedules.

SCHOOL START AND END TIMES

LATE START MONDAYS DISTRICTWIDE K-12

SCHOOL	START TIME	RELEASE TIME
COUNTRY VIEW GLACIER EDGE NEW CENTURY STONER PRAIRIE SUGAR CREEK VERONA AREA INTERNATIONAL	9:20	2:25
BADGER RIDGE CORE KNOWLEDGE (K-8) SAVANNA OAKS	10:00	3:32
VERONA AREA HIGH SCHOOL	10:15	3:50

TUESDAY-FRIDAY DISTRICTWIDE K-12

SCHOOL	START TIME	RELEASE TIME
COUNTRY VIEW GLACIER EDGE NEW CENTURY STONER PRAIRIE SUGAR CREEK VERONA AREA INTERNATIONAL	7:30	2:25

SCHOOL	START TIME	RELEASE TIME
BADGER RIDGE CORE KNOWLEDGE (K-8) SAVANNA OAKS	8:15	3:32
VERONA AREA HIGH SCHOOL	8:30	3:50

WILDCATS
VERONA AREA HIGH SCHOOL

CLASS OF 2026




















Verona Area School District

Preparing learners to thrive in a diverse global society

700 N. Main Street
Verona, WI 53593-1153
608-845-4300

verona.k12.wi.us
Verona Area School District
vasd.official