Ambridge Area School District

Ambridge Area Cyber Academy

2026 - 2027

K–12th Grade

Handbook

Ambridge Area Senior High School
909 Duss Avenue
Ambridge, PA 15003

Table of Contents

General Information	3-6

About Our School
Testimonials
Cyber Coordinator's Message
AACA Program Contacts
Staff
Tutoring
Applying
Electives

Edgenuity—Where Learning Clicks	7-15

Minimum System Requirements
System Requirements
Student Log-In Information
Progress Reports
Parent Portal
Troubleshooting
Attendance

Ambridge Area School District Policies	16-20

Student Expectations
School Board Policies
- Q.P.A
- Computer & Network Use
- Lab Rules & Regulations
- Academic Dishonesty & Plagiarism
- Internet Policy
- Dress Code
- Bullying/Cyber Bullying
- Other Policy Expectations

About Our School

The Ambridge Area Cyber Program is a an established way we present learning to our students. The purpose of the Ambridge Area Cyber Program is to offer students the education they need to prepare for life in the 21st century. It provides students with opportunities they may not have previously had through their public education experience. The Ambridge Area School District is proud to meet the needs and wants of students and their parents in the same quality academic environment with which stakeholders have become accustomed.

The staff of the Ambridge Area School District is proud to offer various new offerings through the Cyber Program combined with the traditional offerings of past years. The quality of education with which you are accustomed remains as high as ever, but the courses are presented in a different way. No matter which program a student chooses to enroll in, successful completion will result in an Ambridge Area School District diploma. Parents and students can be assured that they are prepared for the next steps life has to offer.

Testimonials

"I love the advanced course offerings! I was afraid that since I had to take some of my classes online, that I would not be able to advance at the pace that I wanted in my classes, but in fact, the opposite is true. I can finish my courses early and start others that I wouldn't have been able to get to until next year. They even have the AP classes that I wanted!"

-11th grade student

"After watching my daughter struggle with classes through Agora Cyber Charter School and have little to no success with receiving the help she needed, I am so happy to have this alternative. It is very comforting to know that Ambridge Area's highly qualified and caring teachers are available anytime that she needs them."

- Parent of a Student in the Class of 2016

"I'm so glad my military recruiter told me to go to Ambridge Area Cyber instead of PA Cyber. Now I don't have to worry about my diploma being accepted at any branch I choose."

- 10th grade student

"***I love cyber. I work at my own pace, get the attention I need without the distractions and get all the learning of public education. I also get to attend vo-tech before I come to the lab. This is definitely the best of both worlds for me to not only get my diploma, but also to get a jump start on my career choice.***"

- Senior student

Cyber Coordinators' Message

Dear Cyber Families,

As a new student or as a returning student, we welcome you to the Ambridge Area Cyber Academy and to the many opportunities available. As always, we have been working very hard to create an educational environment that is personalized, rigorous, and relevant for our cyber students. We are genuinely excited that your child will be joining us for a true adventure in learning. The AACA program is home to an exciting, engaging, online learning environment that is designed to capture your child's attention and draw them into the interactive world of web-based education. To ensure that your child's experience with the AACA program is successful we would like to introduce ourselves to you and provide you with information that will enable you to join us in our goal of guiding your children to success.

Thank you for joining us in this endeavor to provide engaging, relevant instruction to your child. It is our mission to not only help your child have a successful school year, but to prepare them for graduation and beyond. Your success as an individual will be our success as educators and as a total school community.

Davide Sciulli & Ethan Becker

Ambridge Area Cyber Program Contacts

Davide Sciulli

Cyber Program Coordinator

dsciulli@ambridge.k12.pa.us

724.266.2833 ext. 2320

Ethan Becker

Cyber Program Coordinator

Ethan.becker@ambridge.k12.pa.us

724.266.2833 ext. 2347

Guidance Department Contacts

High School Guidance Counselor
9-10
Chelsea Benedict
cbenedict@ambridge.k12.pa.us
724.266.2833 ext. 2482

Middle School Guidance
6-8
Genifer Scaletta
gscaletta@ambridge.k12.pa.us
724.266.2833 ext. 3284

Elementary Schools Counselor
Corey Bailey
Cory.bailey@ambridge.k12.pa.us
724.266.2833.7217

High School Guidance Counselor
11-12
Danielle Ford
Sam.banks@ambridge.k12.pa.us
724.266.2833 ext. 2419

Special Education Teachers
K-12
Casey Neel ext. 2234
cneel@ambridge.k12.pa.us
Ethan Becker
ethan.becker@ambridge.k12.pa.us

The AASD Guidance Counselors assist students in developing a realistic picture of their progress in relation to their potential. The guidance staff provides academic advising, orientation services, consultation with parents and teachers, and college and career

Cyber Program Teaching Staff

All the high school staff are able to work with the cyber academy and the cyber academy students. It is our building staff that work with students during their time in the cyber academy.

Students will be informed of which teachers they will be working with through infinite campus. Teachers will be available through Edgenuity, the cyber program, school email, and by phone. There are also opportunities for direct interaction with the teachers in the high school building.

Special Education students have tutoring opportunities available by appointment.

Applying to Ambridge Area Cyber Academy

The first step is to complete the online application. The application is found on the Ambridge Area School District website, under the SCHOOLS tab, AMBRIDGE AREA CYBER ACADEMY, CYBER ACADEMY APPLICATION.

The cyber team will review the application and make a recommendation. The cyber team includes coordinators, subject teachers, counselors, and administrators. IEP students will require an IEP meeting prior to acceptance into the Cyber Academy.

Families of accepted students will receive a welcome letter with login information for both student and family. The family will need to set up their own Family Portal account to receive progress reports.

Applications will be considered up until ten school days for each quarter. Past the schedule change deadline students will need to wait until the next quarter to enter the Cyber Academy.

Student progress and attendance will be monitored. Progress will be based on the reports provided by Edgenuity. Attendance will be based on the Session Log Provided by Edgenuity. Students not meeting the projected progress, minimum attendance time, and/or earning a passing grade in completed work will be readmitted to building for classes.

Considerations will be made in the case of medical emergencies and diagnoses. Medical documentation will need to be provided to make exceptions in admittance to cyber and every opportunity to expedite the acceptance process will be made by the cyber staff.

NOTE: Applying to cyber for singular classes will only be considered in the case of irresolvable scheduling conflicts.

Ambridge Area Cyber Academy Electives

Full time cyber students will be required to enroll in Strategies for Academic Success (.5 credit) and Online Learning and Digital Citizenship (.5 credit). These courses are designed to aide students with tools, techniques, and tips to be successful as online learners. These course help fulfill the High School elective requirements.

Other elective courses available are:

Family and Consumer Science

Health and Physical Education (Physical Education requires completion of an activity log)

Spanish

Creative Writing

Anatomy

We are constantly working with Edgenuity to add more electives to our online offerings.

Edgenuity—Where Learning Clicks

Edgenuity's Virtual Classroom is designed for students in grades 6 through 12. Our Ambridge Area School District curriculum is delivered to students wishing to take their coursework online. Using Edgenuity gives students the flexibility to complete their course work anytime, 24 hours a day, seven days a week.

Please make sure that your computer meets or exceeds the following technical specifications in order for Edgenuity to work properly.

Edgenuity Minimum System Requirements

Operating Systems

- Android™ 5.0+
- Apple iOS 10.3+
- Mac® OS X® 10.9+
- Chrome™ OS™ 57+
- Windows® 7, 8, 10

Processor

- **Processor:** 2.33 GHz AMD® **-or-** Intel® 1.83 GHz
- **Memory:** 2+ GB RAM

Sound

- OS supported sound card
- Microphone, Speakers or Headsets (recommended)

Browsers

- Chrome
- Firefox®
- Safari®
- Microsoft® Edge

♦ Edgenuity products are tested on the latest supported browser versions.

♦ Internet Explorer is not supported for Middlebury PowerSpeak World Languages

Network / Speed Connection

- LAN 100/1000 switched to desktop
- Internet access of 384 kbps per concurrent user
- Wi-Fi with 54 mbps access points or better

iPad Data Usage When Using Mobile/Cellular Data Plans

Access to an Edgenuity Media Appliance is unavailable over a mobile data connection. Mobile data usage will average **110 MB** per lesson. Semester courses consist of approximately 40-50 lessons.

Activity Type	Average Download per Activity
Vocabulary	2.1 MB
Warm-up	11 MB
Instruction	73 MB
Online Content	10 MB
Assignment	8 MB

Edgenuity—Where Learning Clicks

Logging-In to Edgenuity

Once your computer has all the necessary software, you will need your username and password to enter the site. Use the information on your welcome letter to enter the site.



Progress Reports

Knowing how well your child is performing in their classes is important . We want to make sure that you not only have access to progress information, but also know how to interpret it.

Student progress reports are sent to you via email. Please make sure to look for the progress email from Edgenuity as they may initially appear in your junk mail. Be sure to add the Edgenuity address to your list of trusted senders so future progress reports come to your Inbox.

When you receive the progress report, it will look like the example below.

Edgenuity—Where Learning Clicks

Interpreting Progress Reports

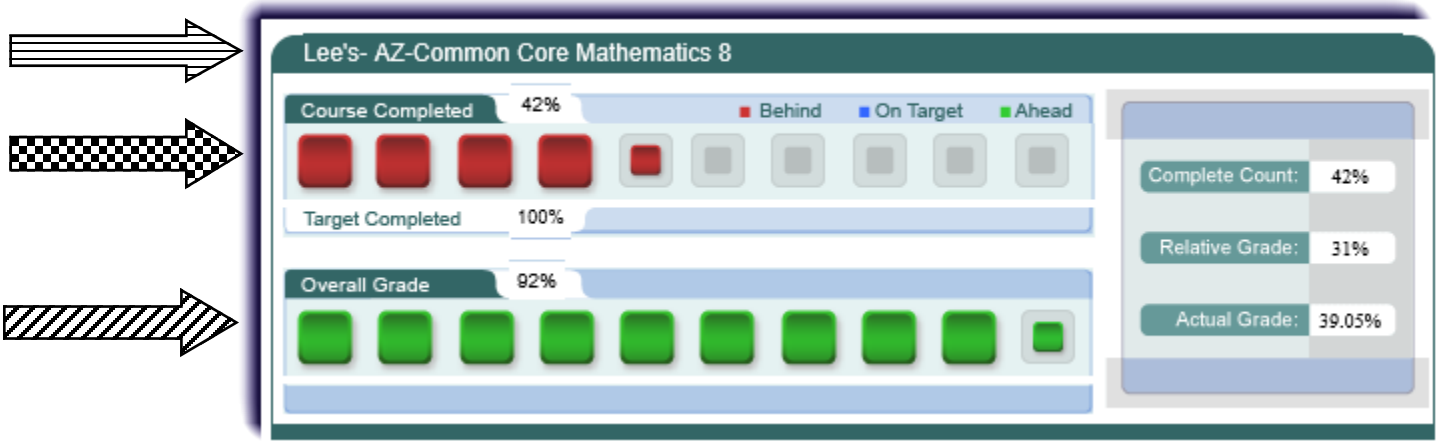

NAME OF COURSE: At the top of the report you will see the name of the course: Algebra 1 – MA880

COURSE COMPLETED: There are 3 elements in the Course Completed section that advise you on the progress your child is making in that specific course:

Course Completed percentage: Indicates the percentage of the course that your child has completed thus far. 100% of the course must be completed by the end of the term. The **color coded bar** indicates:

- o Red: your child is falling behind in their course
- o Blue: your child is on track with their course
- o Green: your child is ahead of schedule in their course

Target Completed: Indicates how far along your child should be to date.

OVERALL GRADE: The grade your child has acquired thus far in the course based on all of the activities and assessments that they have completed thus far.

Overall Grade percentage: Percentage grade between 0% and 100% with the **color coded bars** indicating:

- o Red: A grade between 0%-59%
- o Orange: A grade between 60%-69%
- o Yellow: A grade between 70%-79%
- o Olive: A grade between 80%-89%
- o Green: A grade between 90%-100%

Edgenuity—Where Learning Clicks

Interpreting Progress Reports

COMPLETE COUNT: Indicates the percent of the course completed calculated by the number of assignments completed vs. the total number of assignments in the course (this number may be slightly different than the Course Completed percentage)

RELATIVE GRADE: Represents the grade that your child would receive at the end of the term if they stopped working in that course today and completed no more activities or assessments

ACTUAL GRADE: Represents the overall grade in relation to the percentage of coursework that *should* have been completed by this date. This grade is lower than the Overall Grade if the student is behind in the course and is the same as the Overall Grade if the student is on-pace or ahead of schedule in their coursework.

Welcome to the Parent Portal



The Parent Portal allows you to see a detailed view of what your student has accomplished in their Edgenuity courses. You will see a range of information including how much time they have spent working on their courses, what their grades are, and whether they are on track to finish their course(s) on time.

The cyber service office will link the email address that you provided to your student's Edgenuity account. You will activate your Parent Portal account by entering into the webpage an access code that we will provide to you along with your email address. The access code will arrive in the US Mail after your student begins their cyber course(s).

Parent Portal Information

You can activate your account at the Parent Portal's main page which can be found at http://learn.edgenuity.com/family/

Click on the **Activate a Student** link

Step 1

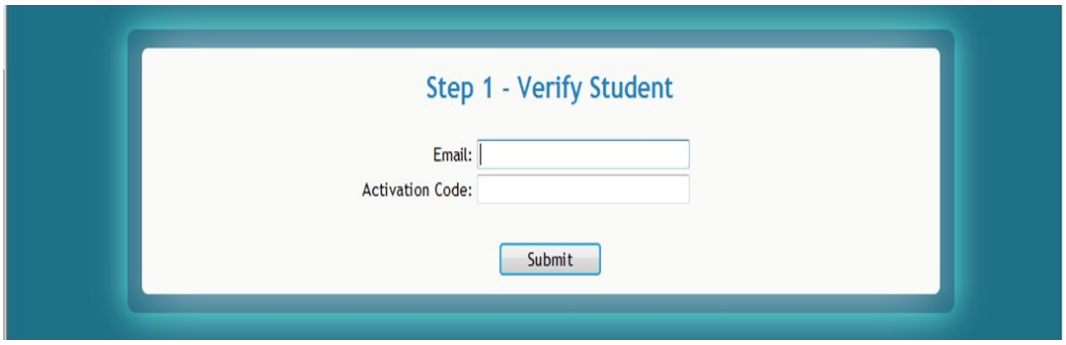

Welcome to the Parent Portal Continued

Step 2

Next, you'll be prompted to create a password to log into the Parent Portal. You will also be asked to provide a secret question and answer in case you forget your password. Once you have entered this information, click the **Submit** button.

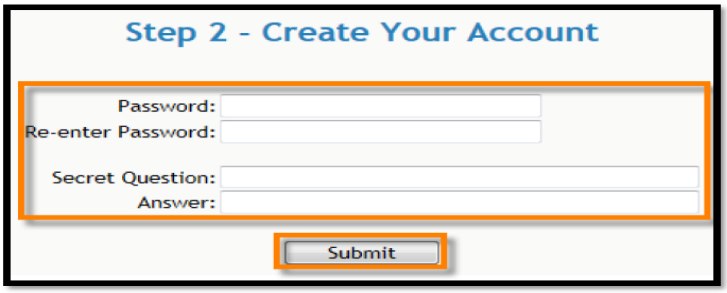

Generated Account

Now that your account has been generated, you will automatically be logged into the Parent Portal. Once you are logged in, you will be able to see a listing for all students that are associated with the account. You will also have the ability to view the Attendance Log and/or Progress Report for any of your associated children.

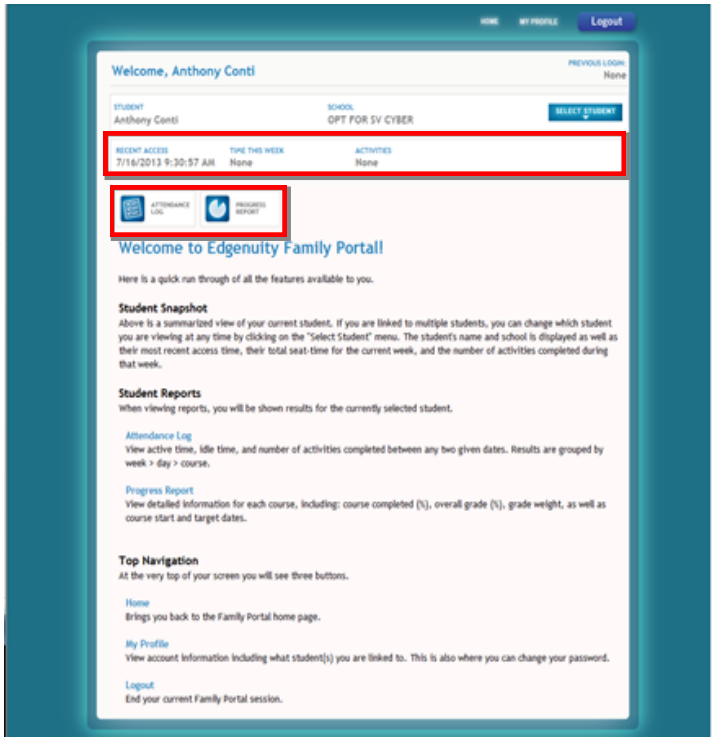

Parent Portal

The Parent Portal site contains explanations for all of the information you'll be able to find such as their attendance log, progress reports, and more, so that you can understand all the details about how your student is doing.

When you return to the Parent Portal at —

https://auth.edgenuity.com/Login/Login/Family

you can log in using your email address and the password you created.

Technology Troubleshooting

Recommended connection speeds:

For optimal performance, we recommend high speed internet. Download speeds of 5 Mpbs are ideal since the Edgenuity Virtual Classroom is a multimedia environment. (Please note, we recommend at least 2.0 Mbps per home user, the system will perform best at 3-5 Mbps.) You can check your download speed via speedtest.net.

- To do this, open up a browser, go to http://speedtest.net
- Click on the area nearest your location
- You will need to note the download speed, recommended is 3-5 Mbps, with at least 2.0 Mbps required
- You can clear your browser cache by pressing the following keys on your keyboard—
  CTRL + SHIFT + DELETE

Video Issues:

If you encounter problems loading or watching videos, it could be due to a number of possible causes. Once you have verified that your computer meets or exceeds our technical specifications, and have checked that your connection speed is at least 2.0 Mbps, please try the following:

- Since you are working at home, verify that your account is set to pull media from Home. To do this, click on the Organizer icon in the Virtual Classroom, next click on the settings icon located at the right of the window

Once in the settings, change your Media Server to Home by selecting the radio button to the left of Home. Save your settings. Please note this change is made on a per session basis, so you will need to do this each time you login from home so that the system searches for media on the correct server.

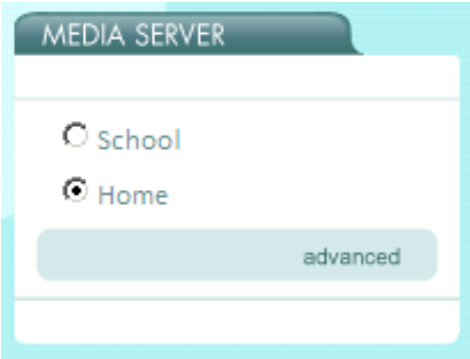

Edgenuity—Where Learning Clicks

Technology Troubleshooting

- If your video does not load correctly, try clearing the browser cache. Close the browser and then re-launch it before reattempting the video.

- Hold the control button while pressing F5 at the beginning of a video – this refreshes the player and should clear out any caching done by Adobe Flash. If you are using Firefox, refresh the browser.

- If this does not work, right click on the area of the page where the player loads. Choose Settings.

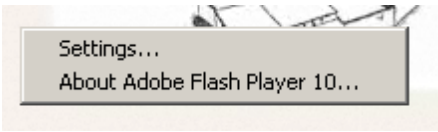

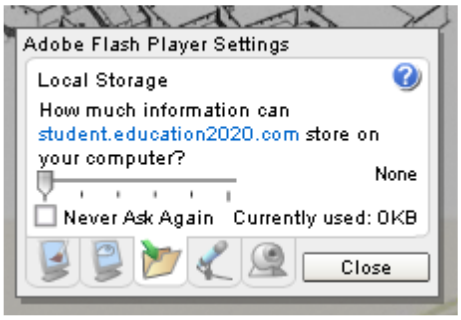

- Please set the player settings to the following: Local Storage: None
- You may need to uninstall and reinstall the Flash player. Please note you might need to reboot the computer after this process. http://www.adobe.com/products/flashplayer/

- Try starting the video then clicking on the pause button. Allow the video to fully load (you will have a status bar around the play controls; it needs to go all the way around to indicate the lecture has completely loaded.) After it has loaded then hit the play button to resume the lecture.

- Try a different browser. Edgenuity supports ***Chrome, Firefox, Internet Explorer and Safari***

Ambridge Area School District Policies

Attendance

Regular attendance is necessary to ensure your best performance in school and is also required by state law. Each student's attendance record at school is very important.

Students in the Ambridge Area Cyber Academy should expect to spend approximately 3 hours working online per course each week. At minimum students are required to spend 40 minutes per school day on each cyber class or 3.5 hours per week on each course in which they are enrolled. Instances of truancy (habitual non-attendance at school) will be handled according to Ambridge Area School District Policy.

Use the following chart below to determine the number of hours per week expected by Ambridge Area's Cyber Program:

1 Cyber Class = 3.5 hours per week

2 Cyber Classes = 7 hours per week

3 Cyber Classes = 10.5 hours per week

4 Cyber Classes = 14 hours per week

5 Cyber Classes = 17.5 hours per week

6 Cyber Classes = 21 hours per week

7 Cyber Classes = 24.5 hours per week

8 Cyber Classes = 28 hours per week

Students in the Ambridge Area Cyber Academy have the option of coming into school to work in Ambridge Area High School's computer lab. Students will have access to certified teachers in the core content areas. Failing grades and attendance concerns will result in required mandatory attendance in the cyber lab. Students attending the lab must sign in and mark the periods in which they will remain in the lab. The Cyber Lab for all grades is in Ambridge Area High School, 909 Duss Avenue, Ambridge, in the Media Center.

Activity Participation

Students must maintain passing grades and attend school in order to be eligible to participate in Ambridge Area extracurricular activities. Grades are reported weekly to the Athletics/Activities Office. Students must stay up-to date with their cyber assignments. Questions regarding eligibility can be directed to the athletic director, Anthony Amadio x2479.

Ambridge Area School District Policies

If a student is not working 3.5 hours a week on each cyber course, the following steps will be taken:

- Cyber service staff will call and/or email to inform parent or guardian
- Cyber service coordinator will initiate contact with the social worker to take the appropriate measures according to our truancy policy listed in the student handbook (http://bit.ly/15D53KE)
- After **two weeks of working for less than the required 3.5 hours per week per class**, or after **five days of inactivity** (not logging on or being logged in with primarily idle time), the student and parent or guardian will be notified by email and by phone
- After **three consecutive weeks of working below the required 3.5 hours per week per class** , or after **ten days of inactivity**, the parent/student will be ***cited to the magistrate*** or have the opportunity to return to the day school
- The student may be required to attend the cyber lab at Ambridge Area High School until grades remain at a passing level for three weeks
- Possible recommendation for the student to return to traditional schooling
- Alternative education placement if deemed necessary

Special Education Students:

- Case manager will be contacted by the Cyber Special Education teacher
- Case manager will set up an IEP meeting and notify the Coordinator of Special Education
- Case manager will keep all documentation of communication with parent and Cyber Service teacher
- Possible recommendation for the student to return to traditional schooling

Grading Policy (as per Ambridge Area policy #217)

All marks or grades district-wide shall be designated with the following letters:

A- Excellent	90-100%
B- Good	80-89%
C- Average	70-79%
D- Below Average	60-69%
F- Not Passing	0-59%
I- Incomplete	
P– Pass	No QPA applied to credit recovery– student
F– Fail	does earn credit for graduation

W- Withdrawn with a passing grade with no credit towards graduation

WF- Withdrawn with a failing grade with no credit towards graduation

Cyber Students will receive a letter grade and percentage on their report card

Ambridge Area School District Policies

Quality Point Averages (Q.P.A.)

Students who enroll in the Ambridge Area Cyber Program receive credits from the Ambridge Area School District. Students will receive a letter grade for each course completed. Students will receive progress reports on a daily basis through an automated email system. Any student that is taking a semester course all year will have their grade recorded during the third and fourth marking period.

Computer and Network Use

There are computers available throughout the building for student use. All enrolled students have an account on the networked system for file storage and software access. All student accounts are password protected. These passwords are to be kept confidential to protect unauthorized use.

Lab Rules and Regulations

The labs are a privilege provided for the students to enhance the academic curriculum. Games that are not specifically used in the curriculum are not allowed on the system. Individual files are **not** considered to be personal property. These files may be accessed at any time by teachers, administrators, or the system managers. Students are not permitted access to other students' files. Tampering with files, copying of copyrighted software, downloading or installing games, password tampering, accessing unauthorized directories or removing equipment, or software will be considered theft. Tampering with any hardware or equipment or violating policies and/or guidelines governing the use of networks, Internet or software programs are also considered offenses and will be dealt with according to the discipline policy. Violators may also be prosecuted under applicable local, state or federal civil or criminal law.

Academic Dishonesty/Plagiarism

Plagiarism is defined as taking or imitating the ideas, thoughts or language of another to represent them as one's original work. It is imperative that all work submitted by a student be representative of his/her own ideas, thoughts and especially language capability. Therefore, plagiarism is strictly prohibited in all work pertaining to school. A grade of "F" or zero will be awarded for any submitted work which is found to be the work of another (student, author, encyclopedia, internet, etc.) and subsequent offenses will be dealt with accordingly.

If the ideas, thoughts, or language from another source must be used in the work being done, it is the student's responsibility to cite the information appropriately.

Edgenuity flags the use of AI. If the student is flagged as using AI a zero grade will be given for those activities.

Ambridge Area School District Policies

Internet Policy

All enrolled students have an account on the network system for file storage and software access. Students and parents/guardians must agree to the district's acceptable use policy in order for the student to use the computer and their account. All passwords are to be kept confidential and protected against unauthorized use.

Students' files are not considered to be personal property and may be accessed at any time by teachers, administrators, or the system managers. You are responsible for what appears in your accounts and on media in your possession. Files brought to school must also follow the district's acceptable use policy.

The following are some examples of inappropriate behavior: tampering with files or passwords, accessing another student's files, probing or circumventing security systems, downloading and/or playing unauthorized games, downloading and/or viewing inappropriate material, accessing unauthorized directories, and removing equipment or software. Likewise, chat sites, blogs, social network sites, and electronic mail are not to be used to post personal, harassing, threatening, unwelcome, or inappropriate messages. Violations of the acceptable use policies may result in loss of computer use privileges and other school disciplinary action. Violators may also be prosecuted under applicable local, state or federal civil or criminal law.

Ambridge Area School District Policies

Dress Code (as per Ambridge Area School District Policy #221)

All students are expected to be appropriately dressed and to maintain personal hygiene. Shoes must be worn at all times throughout the building, except in the gymnasium locker room areas. Students are not permitted to wear hats, hoods, head gear or bandanas inside the building.

A student may not wear any apparel that reveals or exposes the midriff/lower back or sides of the upper body or torso, and/or undergarments or is disruptive to the educational process.

A student may not wear any apparel or jewelry that by words, signs, pictures or any combination thereof, advocates or promotes sexual activity or violence or the use of alcohol or drugs, or demeans or degrades another because of race, sex, religious persuasion, national origin, or disability.

Bullying/Cyber Bullying (as per School District Policy #249)

There is no place for bullying in Ambridge Area. Bullying is defined as an intentional electronic, written, verbal or physical act, or a series of acts directed at another student that has the effect of doing any of the following:

1. Substantially interfering with a student's education.

2. Creating a threatening environment.

3. Substantially disrupting the orderly operation of the school.

Students who act as bullies will be disciplined according to the discipline code.

Responsibility of Student to Remain in Designated Areas

As a matter of safety and welfare, students must report to and remain in areas assigned to them by their schedule. It is especially important that students avoid areas that are “off limits”, such as the parking lots. Likewise, students are never to be off school property unless they have been appropriately dismissed by school authorities. Failure to follow these guidelines will result in assignment of appropriate discipline. Students will be charged with “class cutting” for being out of their assigned areas.

All participants involved in athletics are subject to school district and administrative policies applying to use, possession and distribution of alcohol/drugs. All actions by students and the school district with respect to athletics shall be governed by Ambridge Area School District Policies.

Building Student Handbook

Cyber students are additionally expected to comply with student handbook published for their assigned building. Each building’s Student Handbook is available online at www.ambridge.k12.pa.us and can be obtained by calling the Cyber Program office at 724-266-2833 ext. 2203.