TAPPS Management System

Parent & Student Account Instructions

Downloading the necessary app

- TMS parent and student accounts can be accessed via app or online at tms.tapps.biz.
- Download the app from Google Play or the App Store
- Search TAPPS TMS



Student Account Instructions

- Open app or when on the website to login click “Forgot Password”
- Enter your school email address
- You will receive an email with an OTP (One-Time Password)
- Enter OTP to access your profile

Parent Instructions

- Once the student completes their profile, the parent/guardian listed in the student profile will generate a parent TMS account
- Follow the same steps listed in the Student Instructions to log in

Students must register their account first and fill out the student profile before parents can complete their portion

Student Eligibility Requirements

1. Complete student profile
2. Sign Acknowledgement of Rules
3. Complete other paperwork if applicable (I.e. Transfer form, foreign national, not living with parents forms)

See example screenshots on next slide

Student Eligibility Requirements

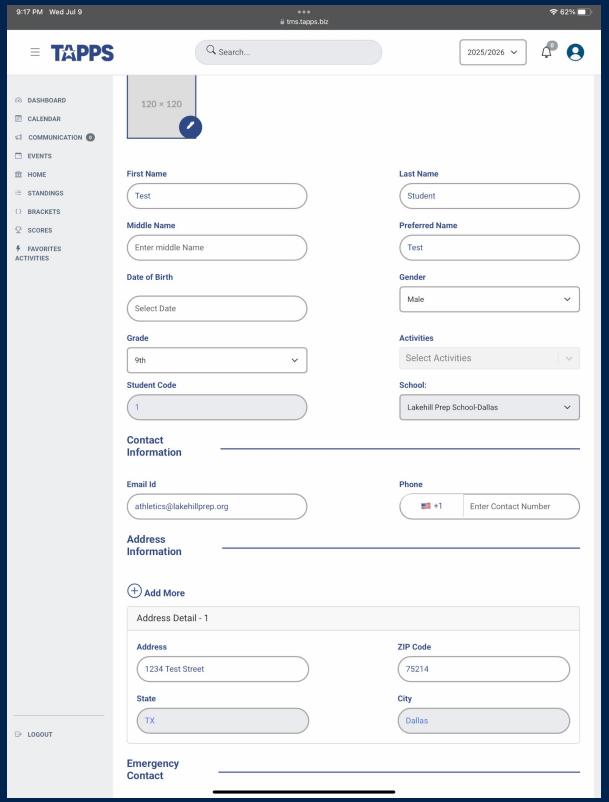

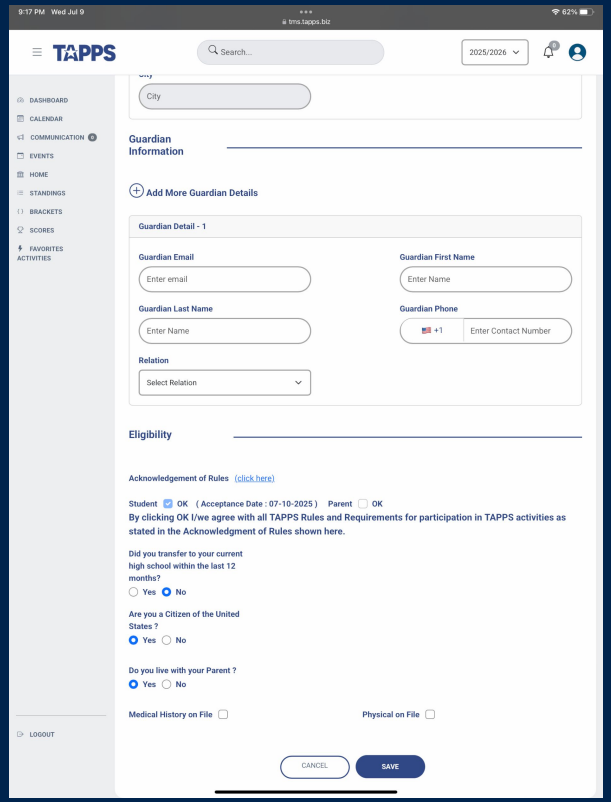

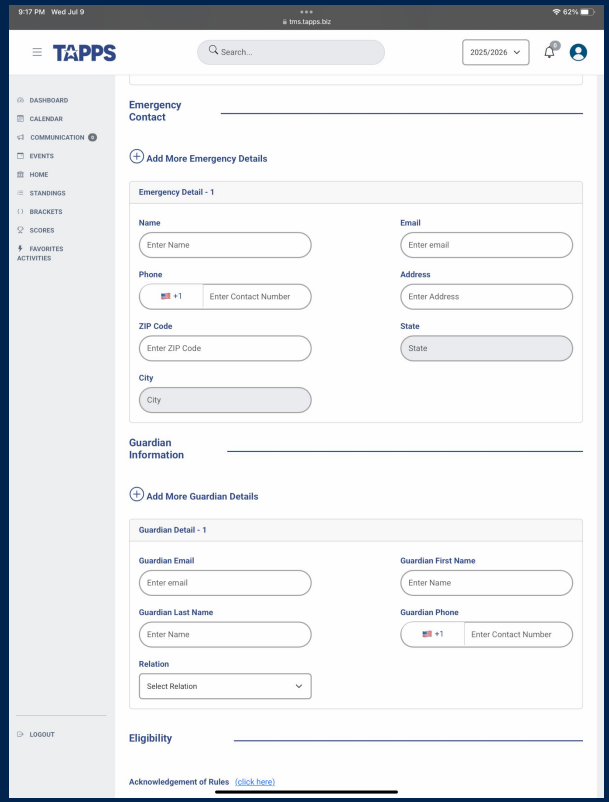

Parent Eligibility Requirements

1. Double check student profile information is correct
2. Sign Acknowledgement of Rules
3. In August Schools, fill out medical history and upload updated current physical
    a. Physicals expire after a calendar year. If a student's physical is still current, please upload the current physical
    b. Physical forms to be filled out by a physician can be found at this link

See example screenshots on next slide

Parent Eligibility Requirements

