Marietta City Schools

Spring 2026 Georgia Milestones Assessment System End of Course (EOC) Results

According to the Georgia Department of Education (GaDOE), the Spring 2026 Georgia Milestones EOC meets all the reliability standards and are considered valid results.

Please Note:

- *To provide meaningful results and to protect the privacy of individual students, summary data are reported only when the total number of students in a group is at least 15. In such cases where the number of students falls below 15, data is blank.*
- *Due to rounding, achievement level percentages may not total 100%.*
- *"NA" stands for Not Applicable.*
- *n = "number of students" within the charts below*

The following table explains the cut score needed to obtain Developing Learner, Proficient Learner and Distinguished Learner for each content. The table also has the Lowest Obtainable Scale Score (LOSS) and the Highest Obtainable Scale Score (HOSS).

Content Area	Lowest Obtainable Scale Score (LOSS)	Developing Learner Cut Score	Proficient Learner Cut Score	Distinguished Learner Cut Score	Highest Obtainable Scale Score (HOSS)
Literature & Composition II	TBD	TBD	TBD	TBD	TBD
Algebra: Concepts and Connections	200	475	525	580	785
Biology	140	475	525	609	820
U. S. History	215	475	525	590	765

Grade Conversion	Beginning Learner	Developing Learner	Proficient Learner	Distinguished Learner
All Content Areas	0 to 67	68 to 79	80 to 91	92 to 100

Please note, due to the new standards for English Language Arts and it being the inaugural administration, a standard setting is required which will delay the results for all English Language Arts until at least November 2026. An updated report will be released at that time.

For more information, please click here.

Algebra: Concepts & Connections

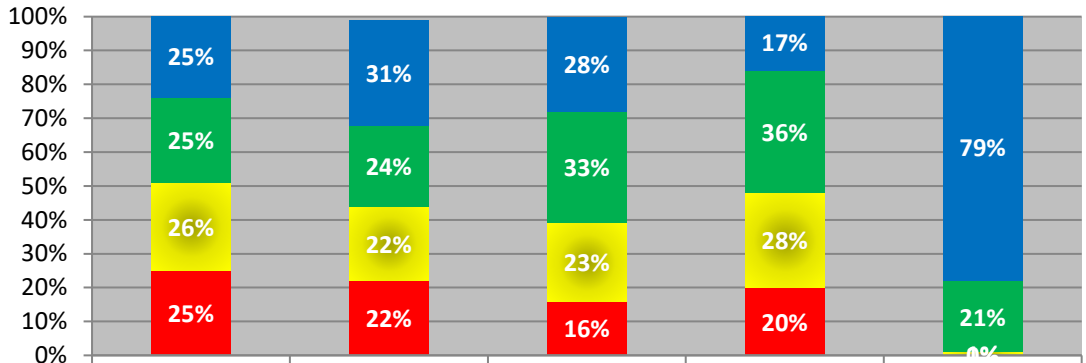

	State n=119736	RESA n=52068	MCS n=636	MHS n=515	MMS n=121
Distinguished	25%	31%	28%	17%	79%
Proficient	25%	24%	33%	36%	21%
Developing	26%	22%	23%	28%	1%
Beginning	25%	22%	16%	20%	0%

MCS Algebra: Concepts & Connections

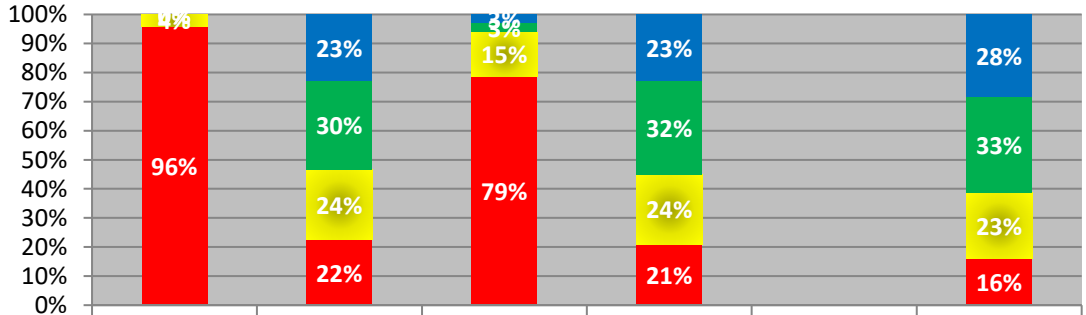

	Winter 2023 n=23	Spring 2024 n=685	Winter 2024 n=33	Spring 2025 n=672	Winter 2025 n=12	Spring 2026 n=636
Distinguished	0%	23%	3%	23%		28%
Proficient	0%	30%	3%	32%		33%
Developing	4%	24%	15%	24%		23%
Beginning	96%	22%	79%	21%		16%

Algebra: Concepts & Connections
Proficient and Distinguished Learners

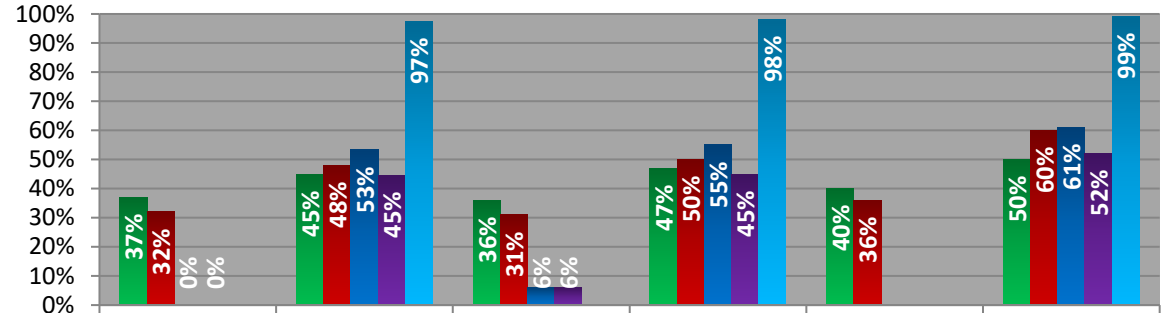

	Winter 2023	Spring 2024	Winter 2024	Spring 2025	Winter 2025	Spring 2026
State	37%	45%	36%	47%	40%	50%
RESA	32%	48%	31%	50%	36%	60%
MCS	0%	53%	6%	55%		61%
MHS	0%	45%	6%	45%		52%
MMS		97%		98%		99%

Algebra: Concepts & Connections
Mean Scale Score

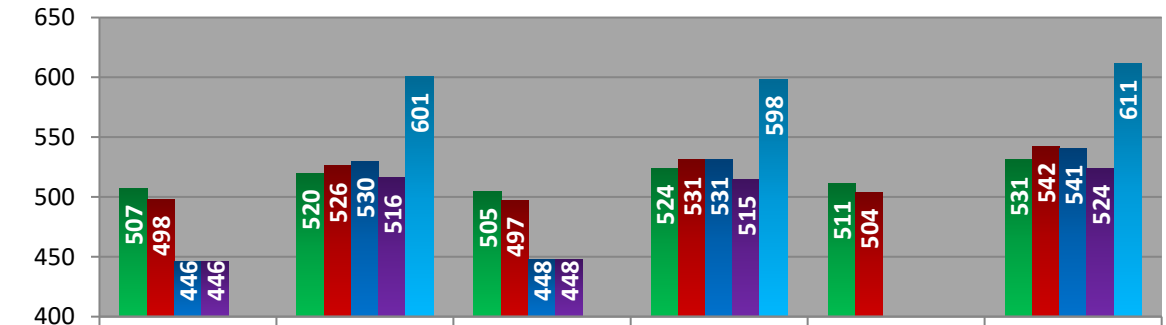

	Winter 2023	Spring 2024	Winter 2024	Spring 2025	Winter 2025	Spring 2026
State	507	520	505	524	511	531
RESA	498	526	497	531	504	542
MCS	446	530	448	531		541
MHS	446	516	448	515		524
MMS		601		598		611

Marietta City Schools

Spring 2026 Georgia Milestones Assessment System End of Course (EOC) Results

Biology

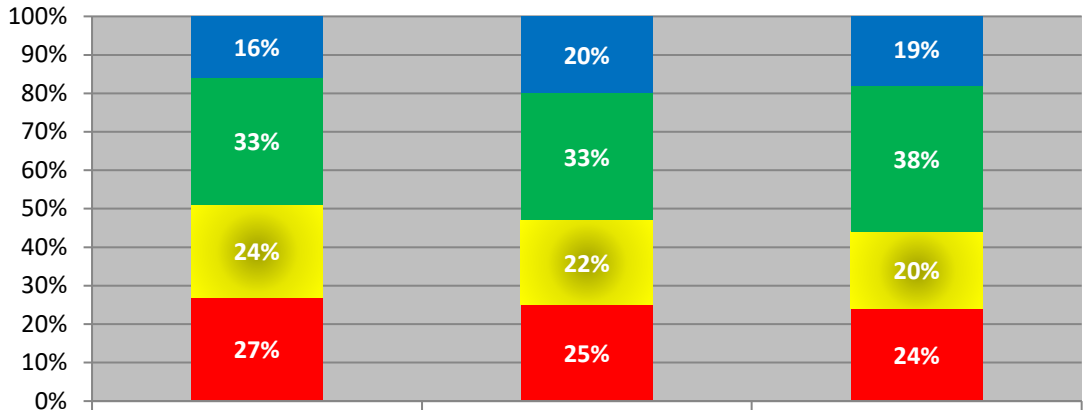

	State n=98967	RESA n=45999	MCS n=601
Distinguished	16%	20%	19%
Proficient	33%	33%	38%
Developing	24%	22%	20%
Beginning	27%	25%	24%

MCS Biology

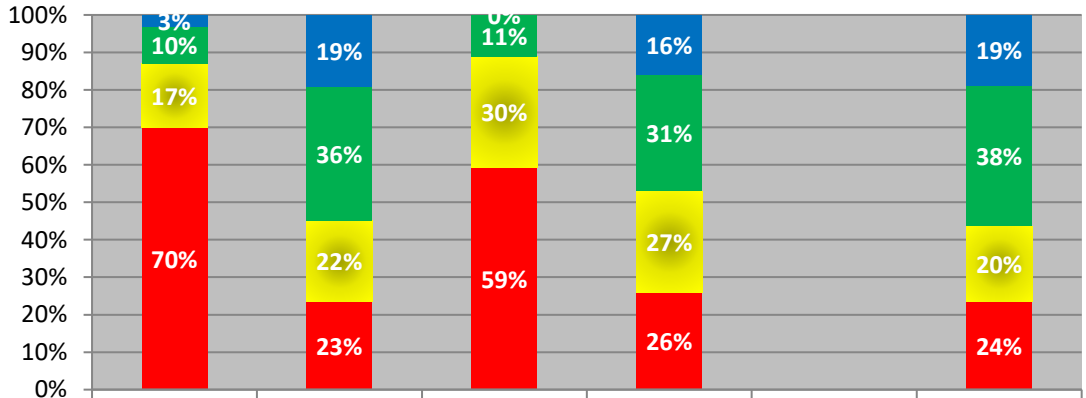

	Winter 2023 n=30	Spring 2024 n=507	Winter 2024 n=27	Spring 2025 n=591	Winter 2025 n=12	Spring 2026 n=601
Distinguished	3%	19%	0%	16%		19%
Proficient	10%	36%	11%	31%		38%
Developing	17%	22%	30%	27%		20%
Beginning	70%	23%	59%	26%		24%

For more information, please click here.

Biology: Proficient and Distinguished Learners

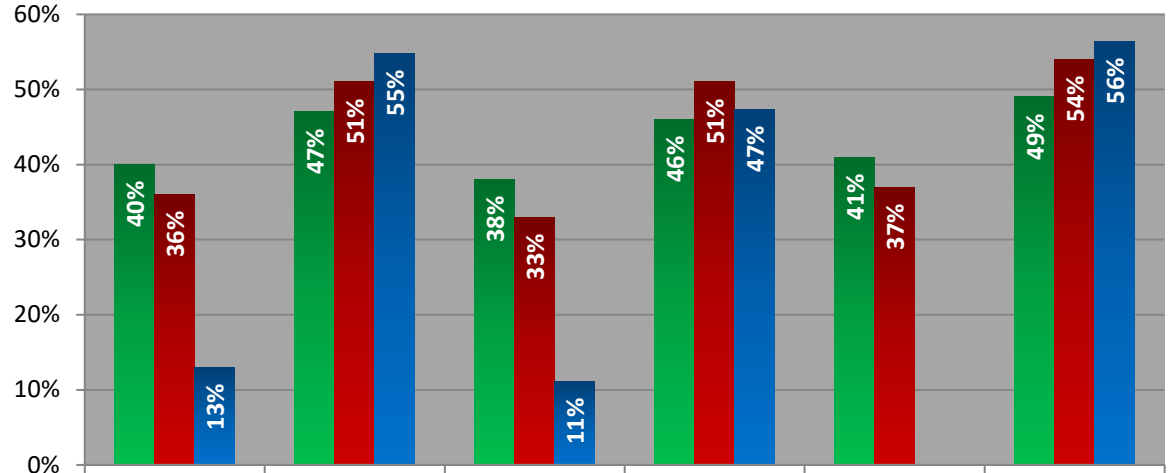

	Winter 2023	Spring 2024	Winter 2024	Spring 2025	Winter 2025	Spring 2026
State	40%	47%	38%	46%	41%	49%
RESA	36%	51%	33%	51%	37%	54%
MCS	13%	55%	11%	47%		56%

Biology: Mean Scale Score

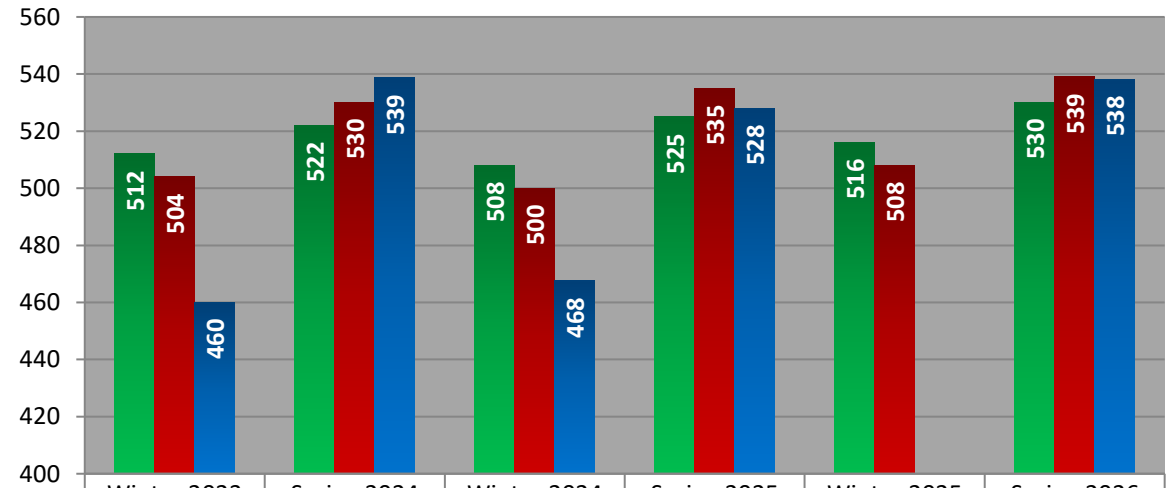

	Winter 2023	Spring 2024	Winter 2024	Spring 2025	Winter 2025	Spring 2026
State	512	522	508	525	516	530
RESA	504	530	500	535	508	539
MCS	460	539	468	528		538

U.S. History

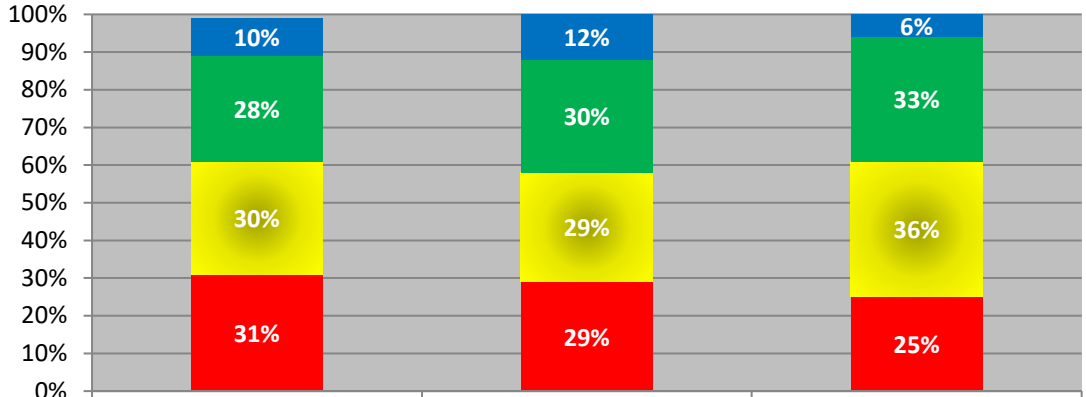

	State n=67515	RESA n=29234	MCS n=300
Distinguished	10%	12%	6%
Proficient	28%	30%	33%
Developing	30%	29%	36%
Beginning	31%	29%	25%

MCS U.S. History

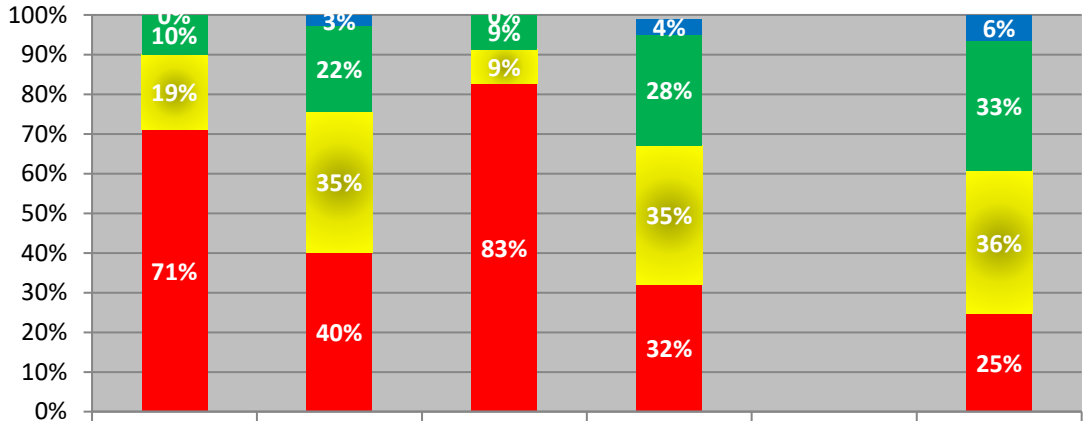

	Winter 2022 n=21	Spring 2023 n=331	Winter 2023 n=23	Spring 2025 n=355	Winter 2025 n=12	Spring 2026 n=300
Distinguished	0%	3%	0%	4%		6%
Proficient	10%	22%	9%	28%		33%
Developing	19%	35%	9%	35%		36%
Beginning	71%	40%	83%	32%		25%

U.S. History: Proficient and Distinguished Learners

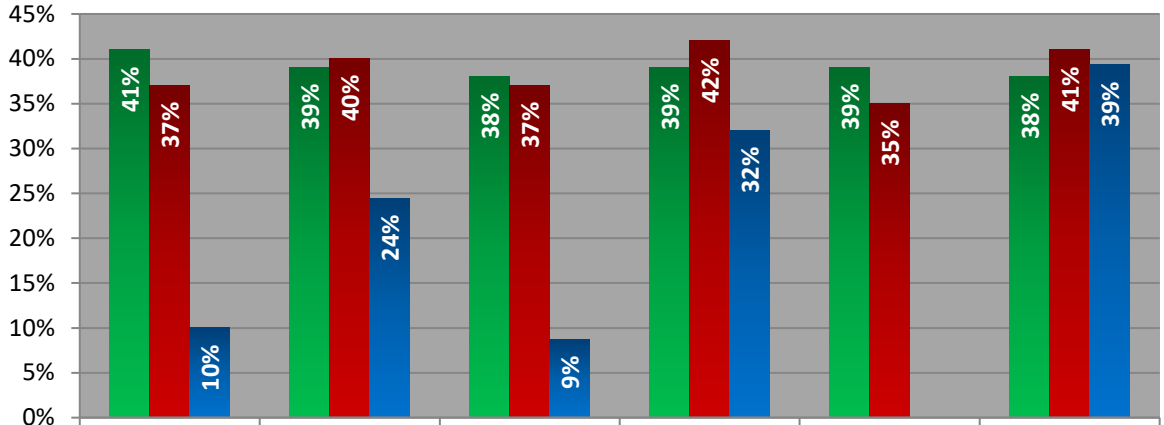

	Winter 2023	Spring 2024	Winter 2024	Spring 2025	Winter 2025	Spring 2026
State	41%	39%	38%	39%	39%	38%
RESA	37%	40%	37%	42%	35%	41%
MCS	10%	24%	9%	32%		39%

U. S. History: Mean Scale Score

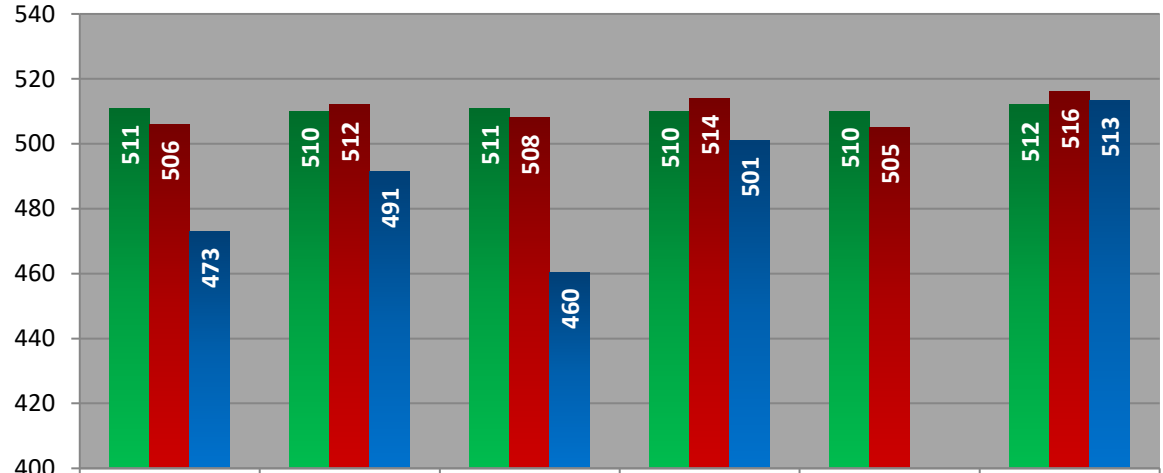

	Winter 2023	Spring 2024	Winter 2024	Spring 2025	Winter 2025	Spring 2026
State	511	510	511	510	510	512
RESA	506	512	508	514	505	516
MCS	473	491	460	501		513