Marietta City Schools
Spring 2026 Georgia Milestones Assessment System End of Grade (EOG) Results

According to the Georgia Department of Education (GaDOE), the Spring 2026 Georgia Milestones EOG meets all the reliability standards and are considered valid results.

Please Note:

- *To provide meaningful results and to protect the privacy of individual students, summary data are reported only when the total number of students in a group is at least 15. In such cases where the number of students is less than 15, "NA" has been entered (table) or left blank (chart).*
- *"NA" stands for Not Applicable.*
- *Due to rounding, achievement level percentages may not total 100%.*

Please note, due to the new standards for English Language Arts and it being the inaugural administration, a standard setting is required which will delay the results for all English Language Arts until at least November 2026. An updated report will be released at that time.

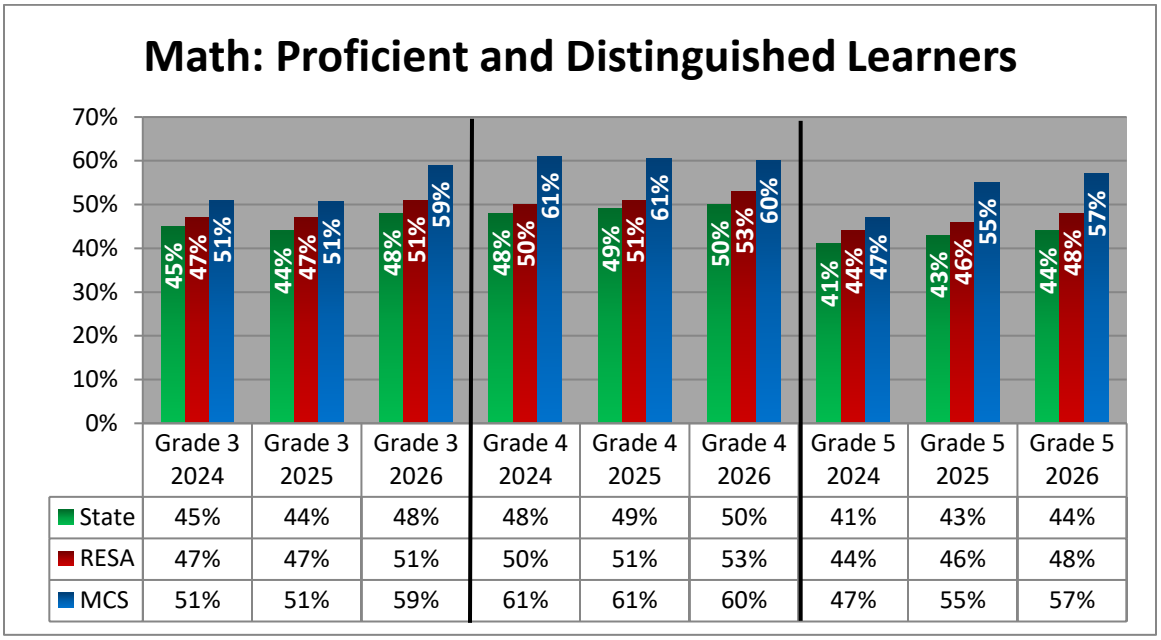

	Grade 3 2024	Grade 3 2025	Grade 3 2026	Grade 4 2024	Grade 4 2025	Grade 4 2026	Grade 5 2024	Grade 5 2025	Grade 5 2026
State	45%	44%	48%	48%	49%	50%	41%	43%	44%
RESA	47%	47%	51%	50%	51%	53%	44%	46%	48%
MCS	51%	51%	59%	61%	61%	60%	47%	55%	57%

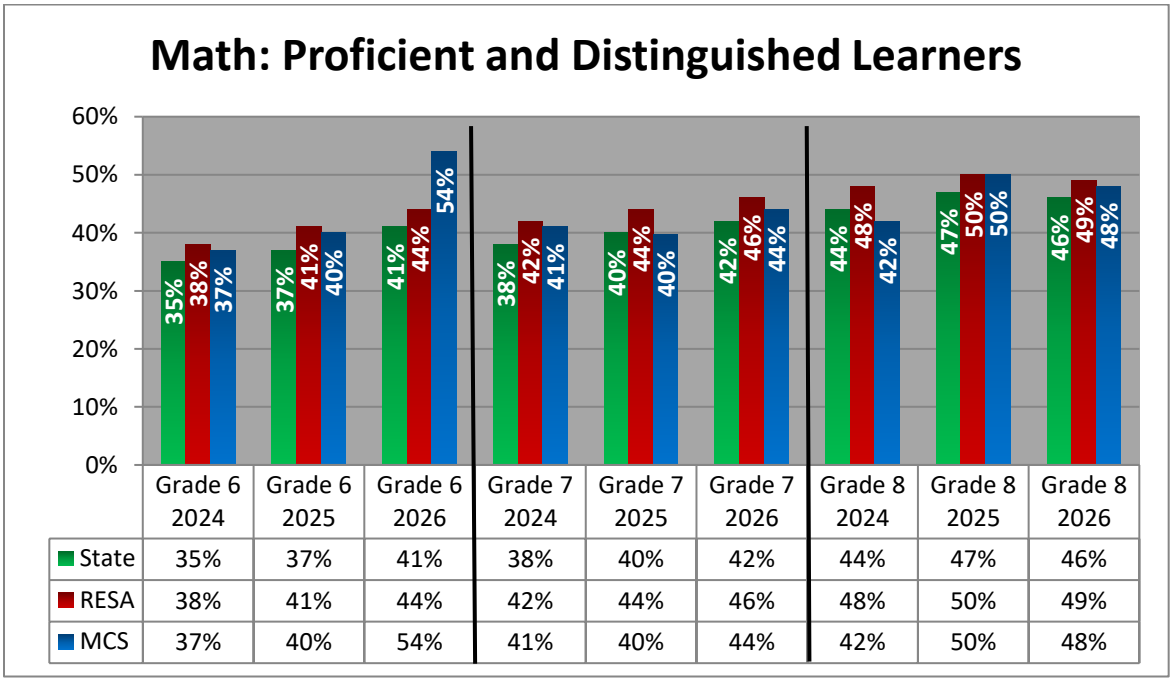

	Grade 6 2024	Grade 6 2025	Grade 6 2026	Grade 7 2024	Grade 7 2025	Grade 7 2026	Grade 8 2024	Grade 8 2025	Grade 8 2026
State	35%	37%	41%	38%	40%	42%	44%	47%	46%
RESA	38%	41%	44%	42%	44%	46%	48%	50%	49%
MCS	37%	40%	54%	41%	40%	44%	42%	50%	48%

Science: Proficient and Distinguished Learners

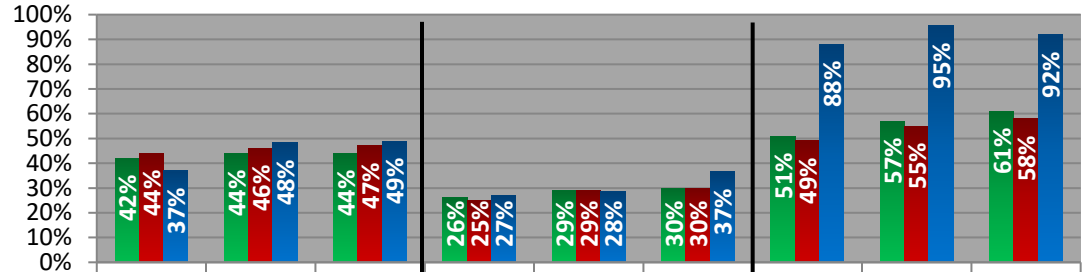

	Grade 5 2024	Grade 5 2025	Grade 5 2026	Grade 8 2024	Grade 8 2025	Grade 8 2026	Phy Sci 2024	Phy Sci 2025	Phy Sci 2026
State	42%	44%	44%	26%	29%	30%	51%	57%	61%
RESA	44%	46%	47%	25%	29%	30%	49%	55%	58%
MCS	37%	48%	49%	27%	28%	37%	88%	95%	92%

Social Studies: Proficient and Distinguished Learners

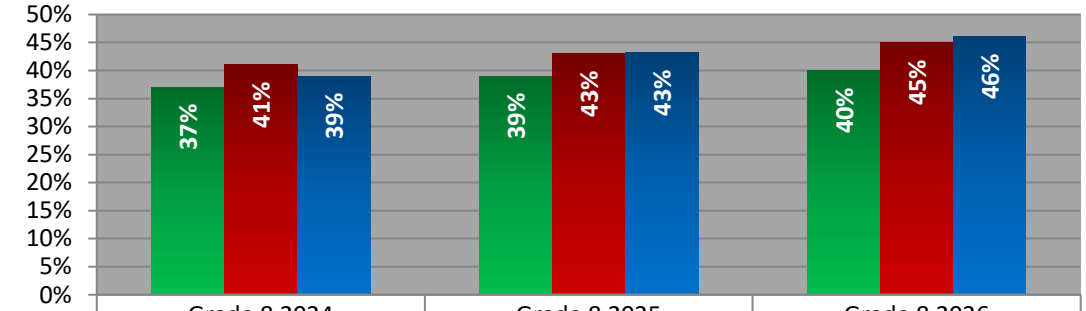

	Grade 8 2024	Grade 8 2025	Grade 8 2026
State	37%	39%	40%
RESA	41%	43%	45%
MCS	39%	43%	46%

Marietta City Schools
Spring 2026 Georgia Milestones Assessment System End of Grade (EOG) Results

2026 Grade 3 Math

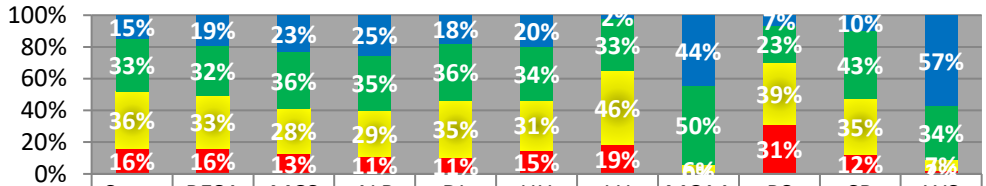

	State n=122159	RESA n=47566	MCS n=667	ALB n=63	DL n=85	HH n=80	LH n=91	MCAA n=90	PS n=87	SR n=82	WS n=89
Distinguished Learners	15%	19%	23%	25%	18%	20%	2%	44%	7%	10%	57%
Proficient Learners	33%	32%	36%	35%	36%	34%	33%	50%	23%	43%	34%
Developing Learners	36%	33%	28%	29%	35%	31%	46%	6%	39%	35%	7%
Beginning Learners	16%	16%	13%	11%	11%	15%	19%	0%	31%	12%	2%

Grade 3 Math - Proficient and Distinguished

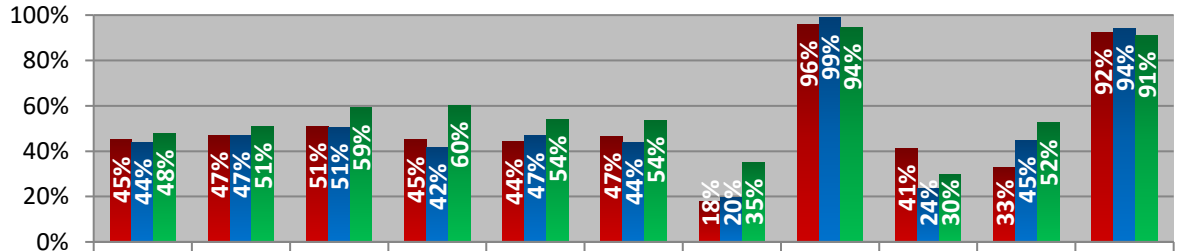

	State	RESA	MCS	ALB	DL	HH	LH	MCAA	PS	SR	WS
2024	45%	47%	51%	45%	44%	47%	18%	96%	41%	33%	92%
2025	44%	47%	51%	42%	47%	44%	20%	99%	24%	45%	94%
2026	48%	51%	59%	60%	54%	54%	35%	94%	30%	52%	91%

Grade 3 Math - Mean Scale Score

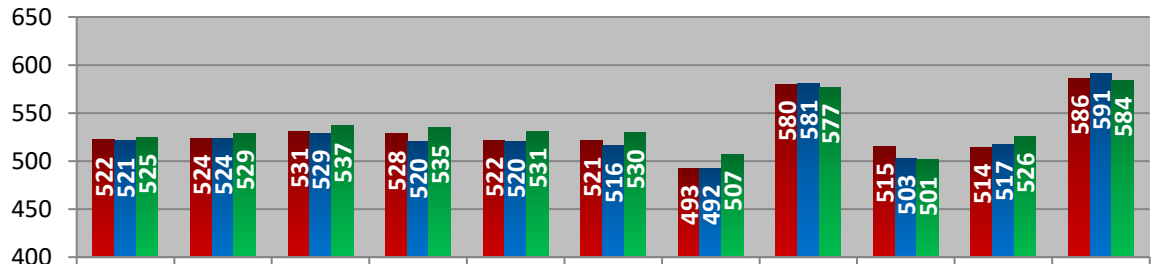

	State	RESA	MCS	ALB	DL	HH	LH	MCAA	PS	SR	WS
2024	522	524	531	528	522	521	493	580	515	514	586
2025	521	524	529	520	520	516	492	581	503	517	591
2026	525	529	537	535	531	530	507	577	501	526	584

For more information, please click here.

2026 Grade 4 Math

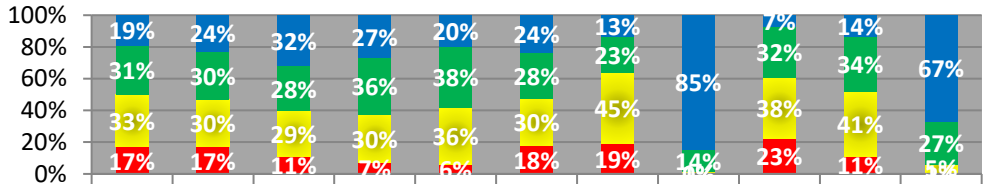

	State n=125936	RESA n=49292	MCS n=649	ALB n=56	DL n=86	HH n=67	LH n=127	MCAA n=84	PS n=71	SR n=73	WS n=85
Distinguished Learners	19%	24%	32%	27%	20%	24%	13%	85%	7%	14%	67%
Proficient Learners	31%	30%	28%	36%	38%	28%	23%	14%	32%	34%	27%
Developing Learners	33%	30%	29%	30%	36%	30%	45%	1%	38%	41%	5%
Beginning Learners	17%	17%	11%	7%	6%	18%	19%	0%	23%	11%	1%

Grade 4 Math - Proficient and Distinguished

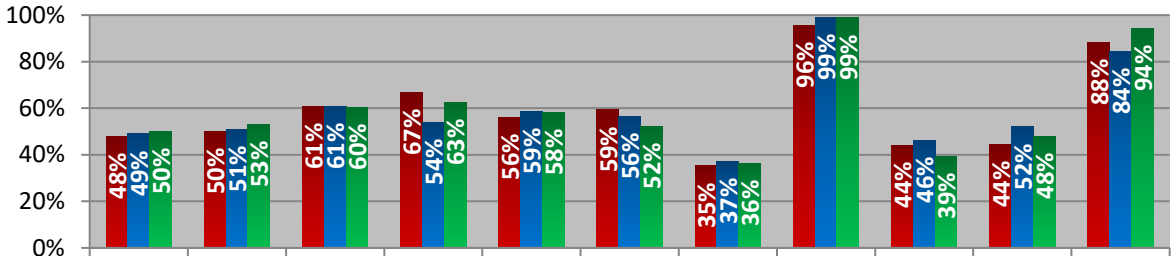

	State	RESA	MCS	ALB	DL	HH	LH	MCAA	PS	SR	WS
2024	48%	50%	61%	67%	56%	59%	35%	96%	44%	44%	88%
2025	49%	51%	61%	54%	59%	56%	37%	99%	46%	52%	84%
2026	50%	53%	60%	63%	58%	52%	36%	99%	39%	48%	94%

Grade 4 Math - Mean Scale Score

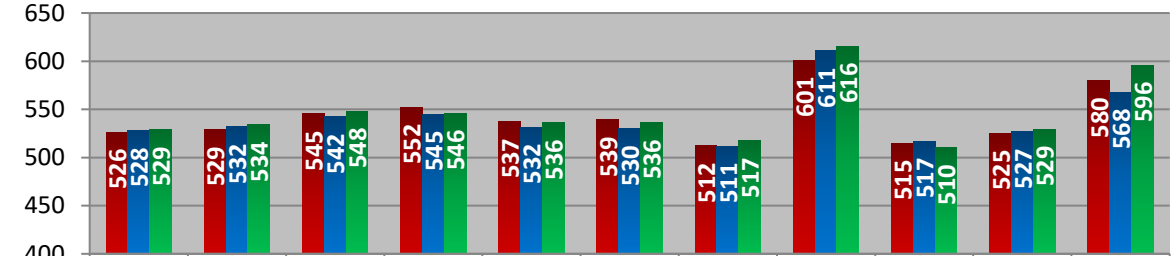

	State	RESA	MCS	ALB	DL	HH	LH	MCAA	PS	SR	WS
2024	526	529	545	552	537	539	512	601	515	525	580
2025	528	532	542	545	532	530	511	611	517	527	568
2026	529	534	548	546	536	536	517	616	510	529	596

Marietta City Schools
Spring 2026 Georgia Milestones Assessment System End of Grade (EOG) Results

2026 Grade 5 Math

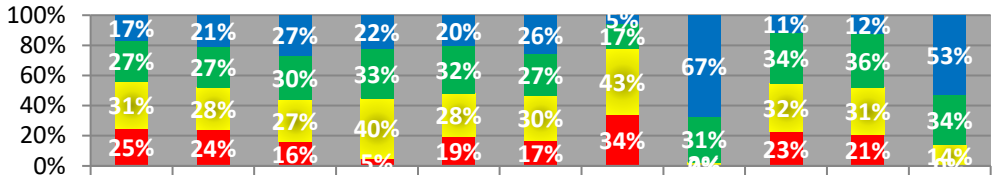

	State n=123748	RESA n=49016	MCS n=651	ALB n=58	DL n=88	HH n=66	LH n=111	MCAA n=88	PS n=79	SR n=81	WS n=80
Distinguished Learners	17%	21%	27%	22%	20%	26%	5%	67%	11%	12%	53%
Proficient Learners	27%	27%	30%	33%	32%	27%	17%	31%	34%	36%	34%
Developing Learners	31%	28%	27%	40%	28%	30%	43%	2%	32%	31%	14%
Beginning Learners	25%	24%	16%	5%	19%	17%	34%	0%	23%	21%	0%

Grade 5 Math - Proficient and Distinguished

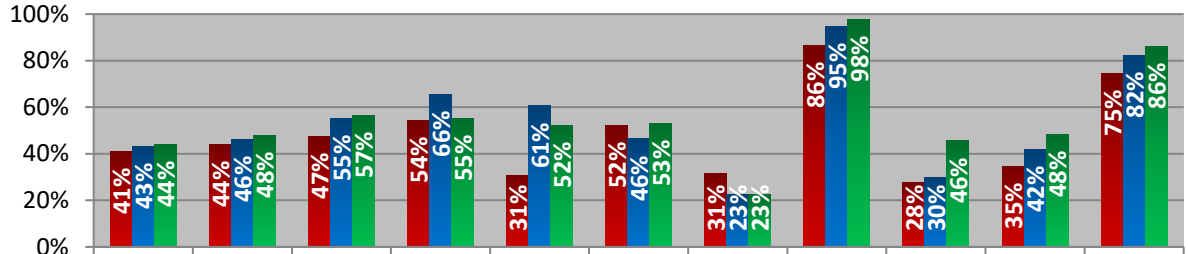

	State	RESA	MCS	ALB	DL	HH	LH	MCAA	PS	SR	WS
2024	41%	44%	47%	54%	31%	52%	31%	86%	28%	35%	75%
2025	43%	46%	55%	66%	61%	46%	23%	95%	30%	42%	82%
2026	44%	48%	57%	55%	52%	53%	23%	98%	46%	48%	86%

Grade 5 Math - Mean Scale Score

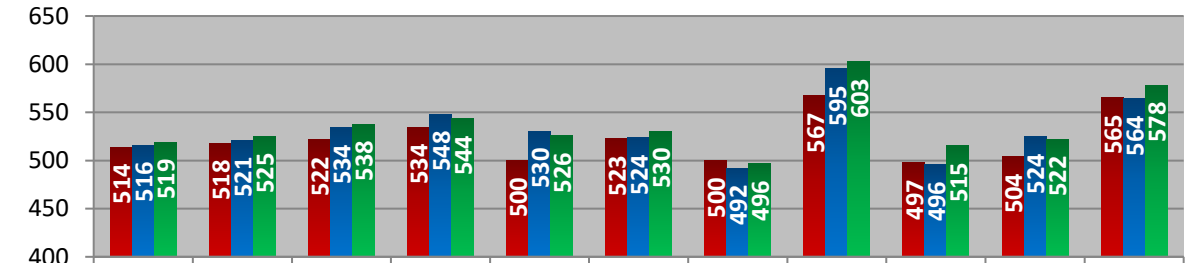

	State	RESA	MCS	ALB	DL	HH	LH	MCAA	PS	SR	WS
2024	514	518	522	534	500	523	500	567	497	504	565
2025	516	521	534	548	530	524	492	595	496	524	564
2026	519	525	538	544	526	530	496	603	515	522	578

MCS Grade 6 Mathematics

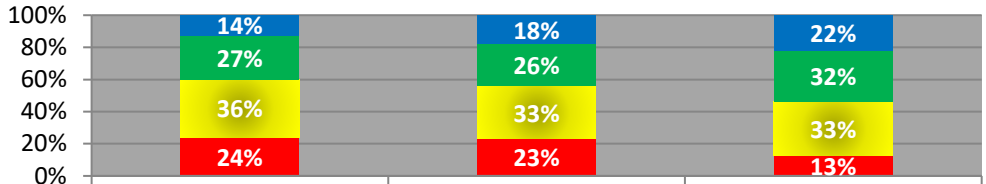

	State n=124417	RESA n=49238	MCS n=619
Distinguished Learners	14%	18%	22%
Proficient Learners	27%	26%	32%
Developing Learners	36%	33%	33%
Beginning Learners	24%	23%	13%

Grade 6 Math - Proficient and Distinguished

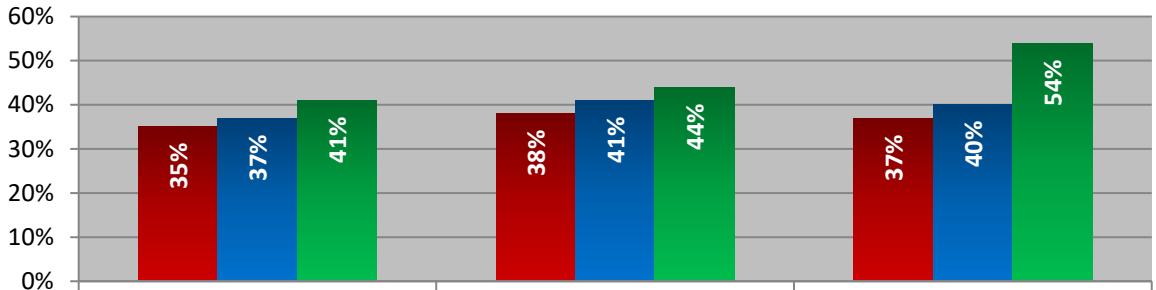

	State	RESA	MSGA
2024	35%	38%	37%
2025	37%	41%	40%
2026	41%	44%	54%

Grade 6 Math - Mean Scale Score

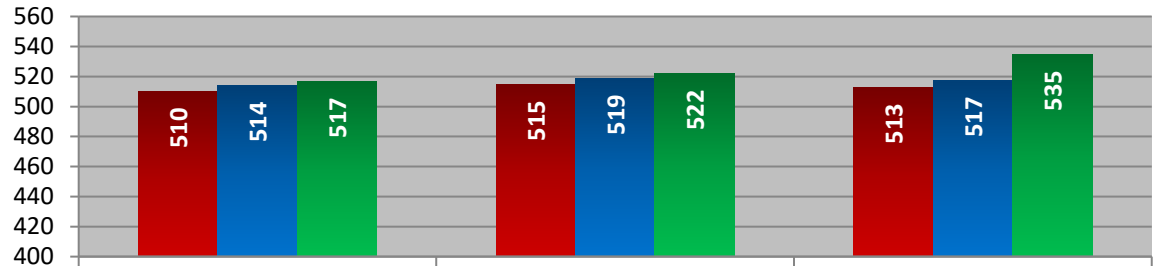

	State	RESA	MSGA
2024	510	515	513
2025	514	519	517
2026	517	522	535

MCS Grade 7 Mathematics

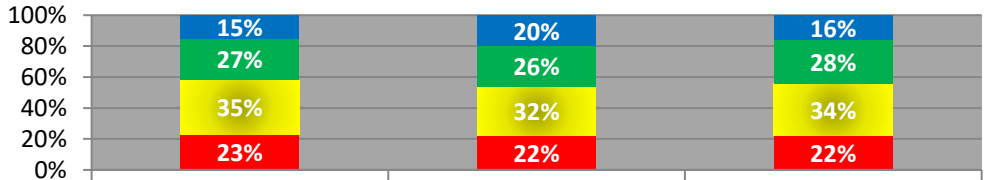

	State n=125183	RESA n=49658	MCS n=652
Distinguished Learners	15%	20%	16%
Proficient Learners	27%	26%	28%
Developing Learners	35%	32%	34%
Beginning Learners	23%	22%	22%

Grade 7 Math - Proficient and Distinguished

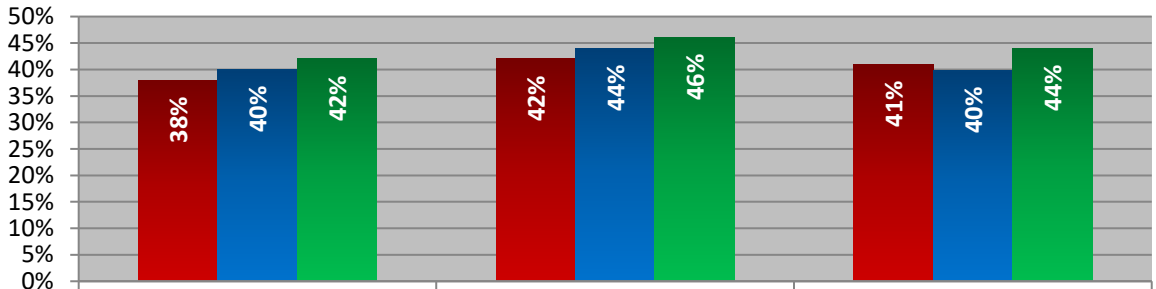

	State	RESA	MMS
2024	38%	42%	41%
2025	40%	44%	40%
2026	42%	46%	44%

Grade 7 Math - Mean Scale Score

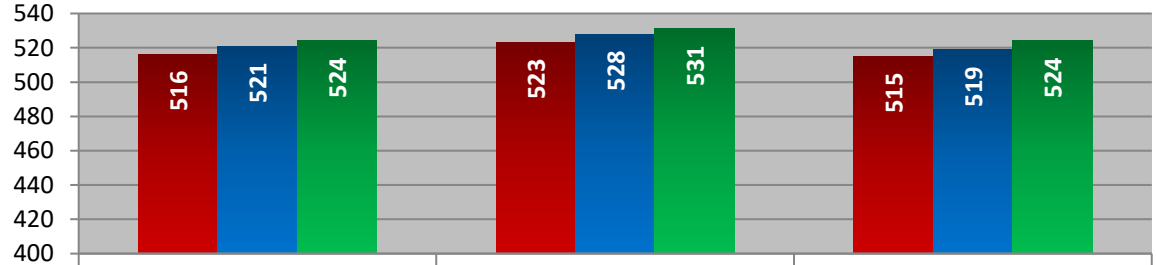

	State	RESA	MMS
2024	516	523	515
2025	521	528	519
2026	524	531	524

MCS Grade 8 Mathematics

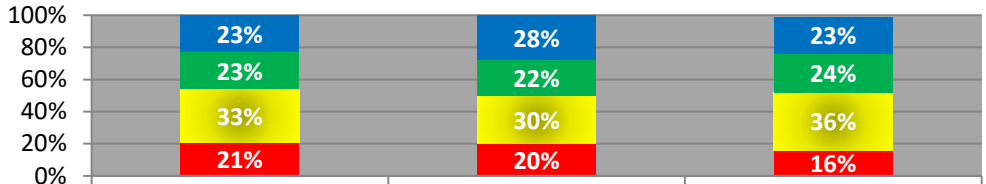

	State n=126997	RESA n=50575	MCS n=650
Distinguished Learners	23%	28%	23%
Proficient Learners	23%	22%	24%
Developing Learners	33%	30%	36%
Beginning Learners	21%	20%	16%

Grade 8 Math - Proficient and Distinguished

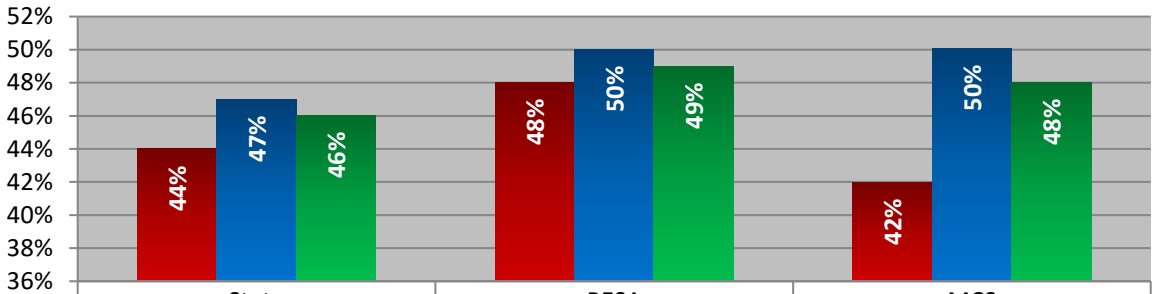

	State	RESA	MCS
2024	44%	48%	42%
2025	47%	50%	50%
2026	46%	49%	48%

Grade 8 Math - Mean Scale Score

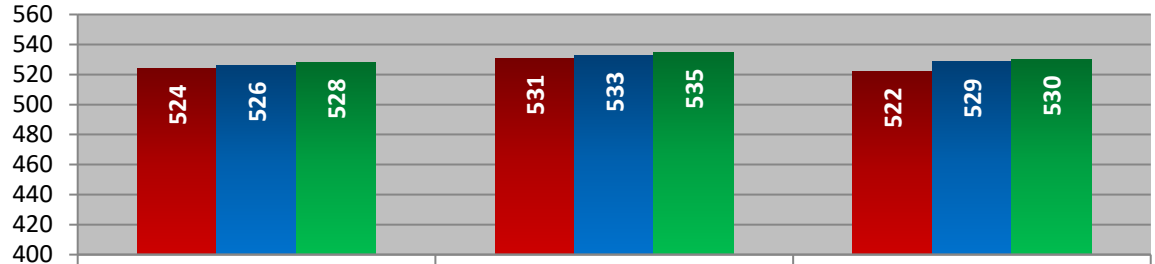

	State	RESA	MCS
2024	524	531	522
2025	526	533	529
2026	528	535	530

2026 Grade 5 Science

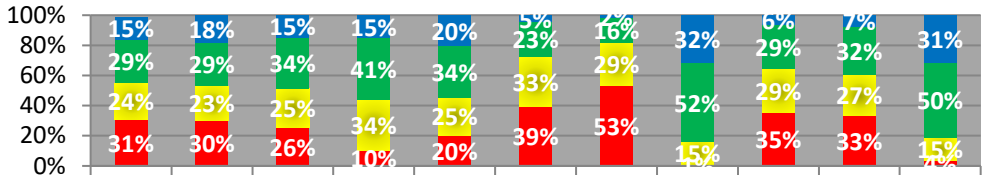

	State n=123500	RESA n=48967	MCS n=652	ALB n=59	DL n=88	HH n=66	LH n=111	MCAA n=88	PS n=79	SR n=81	WS n=80
Distinguished Learners	15%	18%	15%	15%	20%	5%	2%	32%	6%	7%	31%
Proficient Learners	29%	29%	34%	41%	34%	23%	16%	52%	29%	32%	50%
Developing Learners	24%	23%	25%	34%	25%	33%	29%	15%	29%	27%	15%
Beginning Learners	31%	30%	26%	10%	20%	39%	53%	1%	35%	33%	4%

Grade 5 Science - Proficient and Distinguished

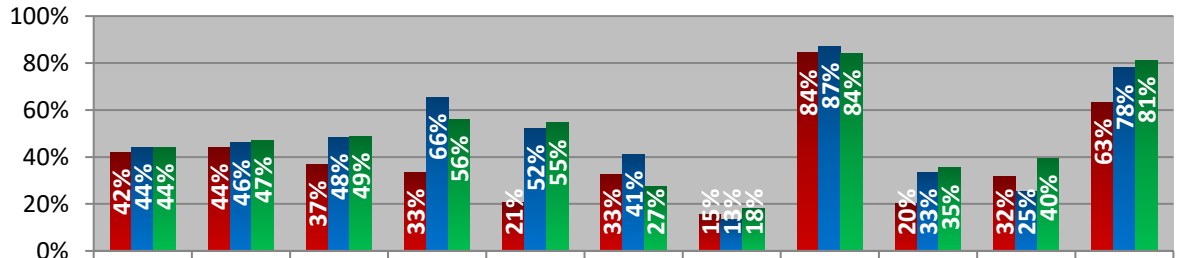

	State	RESA	MCS	ALB	DL	HH	LH	MCAA	PS	SR	WS
2024	42%	44%	37%	33%	21%	33%	15%	84%	20%	32%	63%
2025	44%	46%	48%	66%	52%	41%	13%	87%	33%	25%	78%
2026	44%	47%	49%	56%	55%	27%	18%	84%	35%	40%	81%

Grade 5 Science - Mean Scale Score

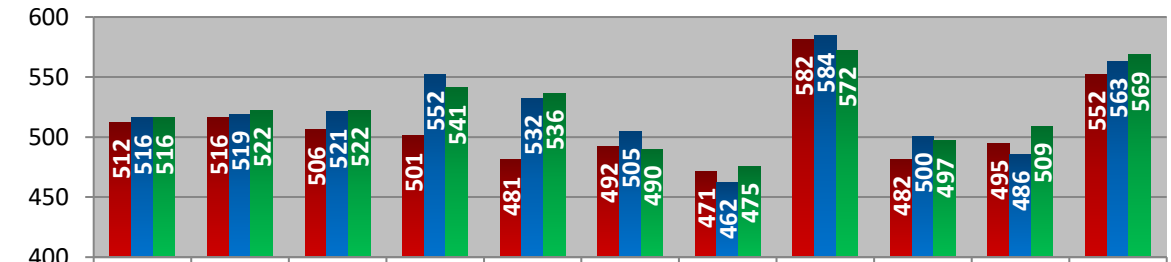

	State	RESA	MCS	ALB	DL	HH	LH	MCAA	PS	SR	WS
2024	512	516	506	501	481	492	471	582	482	495	552
2025	516	519	521	552	532	505	462	584	500	486	563
2026	516	522	522	541	536	490	475	572	497	509	569

2026 Grade 8 Science

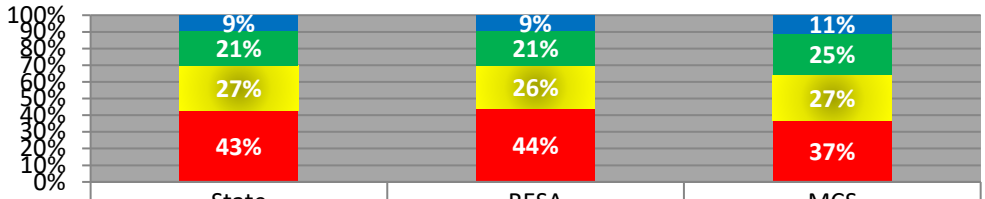

	State n=87626	RESA n=26943	MCS n=523
Distinguished Learners	9%	9%	11%
Proficient Learners	21%	21%	25%
Developing Learners	27%	26%	27%
Beginning Learners	43%	44%	37%

Grade 8 Science - Proficient and Distinguished

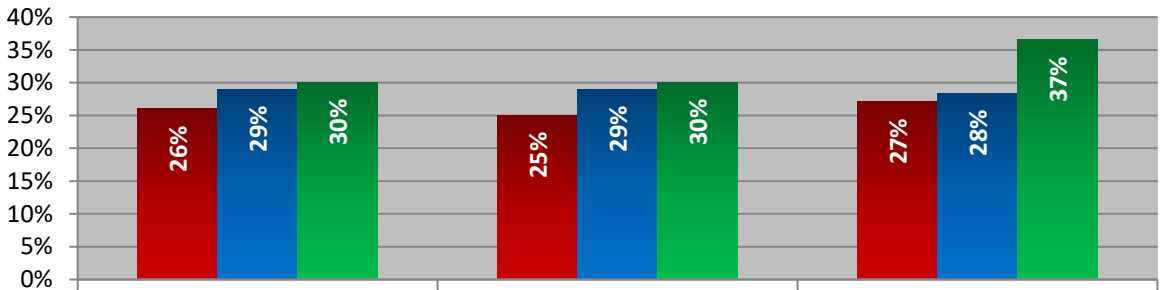

	State	RESA	MCS
2024	26%	25%	27%
2025	29%	29%	28%
2026	30%	30%	37%

Grade 8 Science - Mean Scale Score

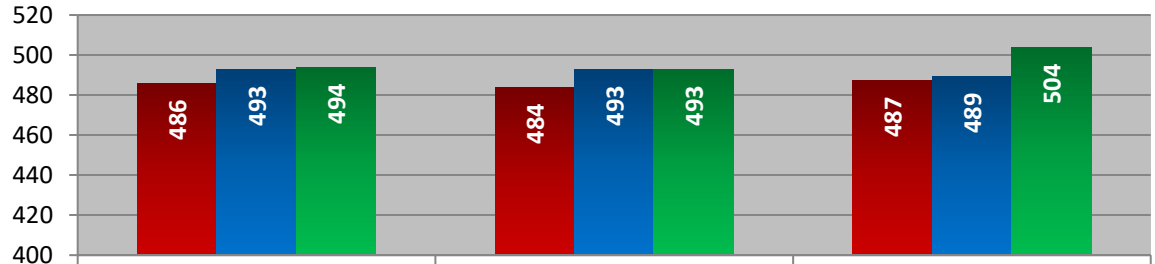

	State	RESA	MCS
2024	486	484	487
2025	493	493	489
2026	494	493	504

2026 Physical Science

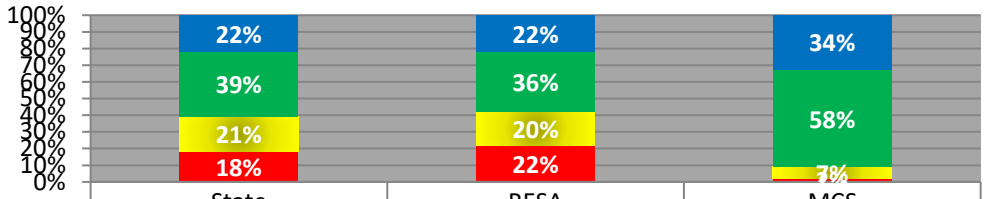

	State n=38726	RESA n=23378	MCS n=122
Distinguished Learners	22%	22%	34%
Proficient Learners	39%	36%	58%
Developing Learners	21%	20%	7%
Beginning Learners	18%	22%	2%

Physical Science - Proficient and Distinguished

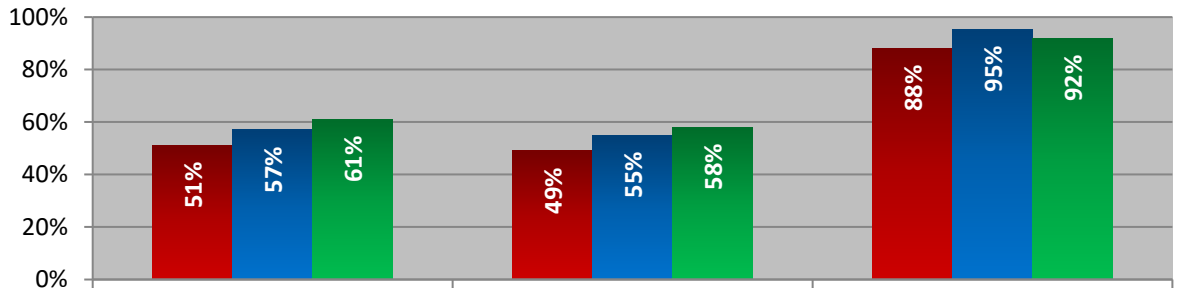

	State	RESA	MCS
2024	51%	49%	88%
2025	57%	55%	95%
2026	61%	58%	92%

Physical Science - Mean Scale Score

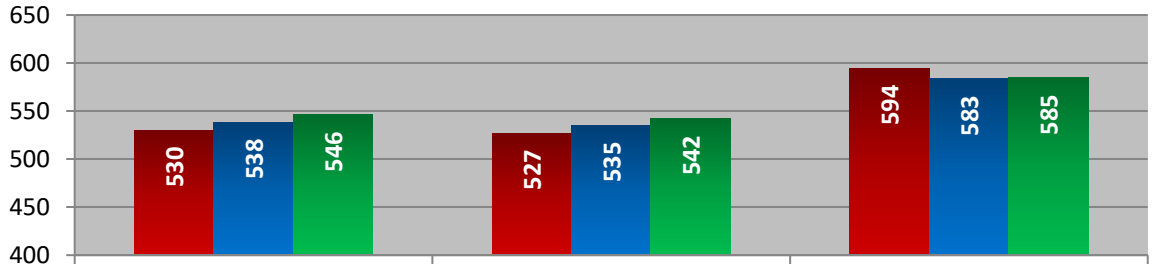

	State	RESA	MCS
2024	530	527	594
2025	538	535	583
2026	546	542	585

2026 Grade 8 Social Studies

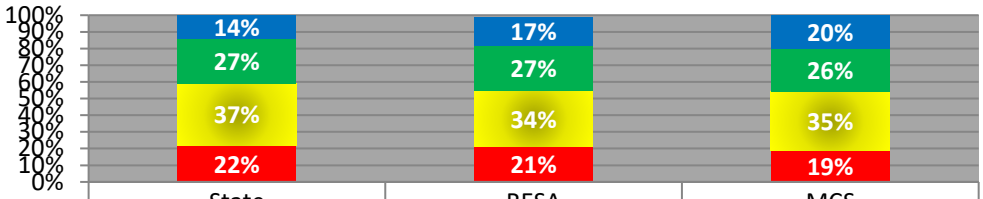

	State n=126346	RESA n=50368	MCS n=645
Distinguished Learners	14%	17%	20%
Proficient Learners	27%	27%	26%
Developing Learners	37%	34%	35%
Beginning Learners	22%	21%	19%

Grade 8 Social Studies - Proficient and Distinguished

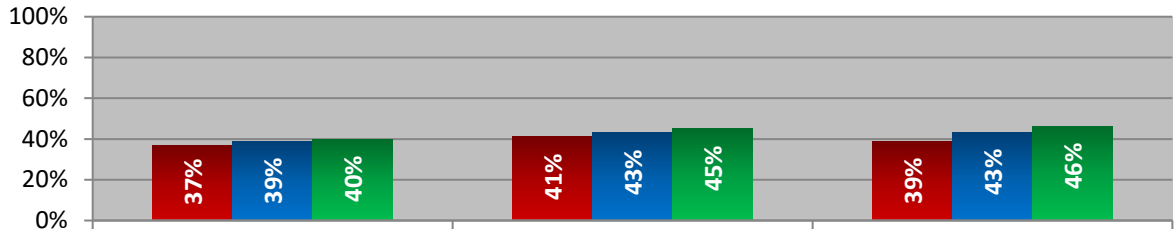

	State	RESA	MCS
2024	37%	41%	39%
2025	39%	43%	43%
2026	40%	45%	46%

Grade 8 Social Studies - Mean Scale Score

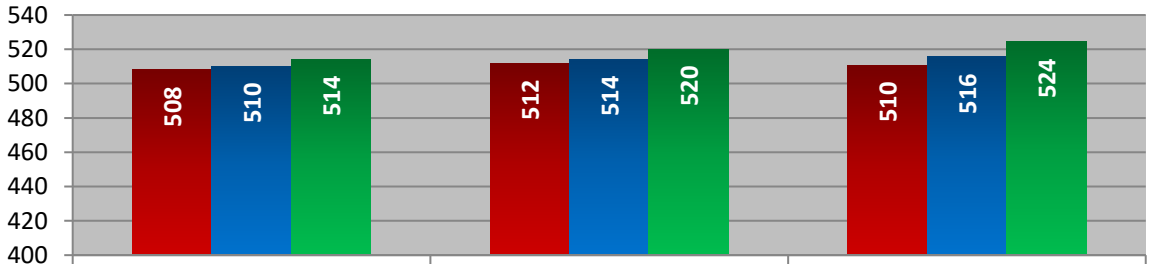

	State	RESA	MCS
2024	508	512	510
2025	510	514	516
2026	514	520	524