Welcome to 3rd Grade!



Dear Families,

Welcome to the third grade! We have a very exciting year of learning planned for your child! Some exciting new things your child will be learning include multiplication and cursive. We will be expanding our writing abilities and comprehension skills. In science, we will be studying about life cycles, animal adaptations, and natural disasters.

We look forward to challenging your child to **EXCEL** in their academic efforts and hold learning in high esteem, **PREPARE** for productive lives as active members of their future communities, and **LIVE** Jesus' message to love God, our neighbors, and ourselves.

Attached to this letter you will find a questionnaire that will help us to get to know your child. Please take the time to fill it out and email it to me at lbernier@lowellcatholic.org by **Thursday, August 27th.** Attached you will also find your child's supply list and summer work. The required reading, **Freckle Juice** by Judy Blume and **The World According to Humphrey** by Betty Birney, along with the completed comprehension worksheets and Math packet are all due on the **1st day of school, Sept. 1st, or they can be dropped off on Thursday, August 27th when school supplies are dropped off.**

We hope you have a wonderful summer! We look forward to meeting you and your child soon!

Sincerely,
Mrs. Bernier and Mrs. Hamel

Third Grade Questionnaire

Child's Full Name: _____

Birthday:(include year) _____

Home Address: _____

City: _____ **State:** _____ **Zip Code:** _____

Mom's Email: _____ **Phone Number:** _____

Dad's Email: _____ **Phone Number:** _____

1. What are your child's academic strengths? _____

2. What are your child's academic weaknesses? _____

3. Does your child need preferential seating? YES _____ or NO _____

4. Does your child wear glasses? When? Do they keep them at school? _____

5. Does your child have any allergies (food, animals, seasonal, etc.)? _____

6. Does your child need an epipen? YES _____ or NO _____

7. Who does your child live with? _____

8. Do any siblings attend Lowell Catholic? _____ **If so, what grades?** _____

9. How does your child get to school each day? Bus _____ Car _____ Walkers _____

10. How will your child leave school each day? Bus _____ Car _____ Walkers _____

11. Do they stay for the Extended Day Program? Yes _____ Which days? M-T-W-TH-F No _____

12. What does your child like to do outside of school for enjoyment? _____

13. Is there anything else you feel is important for me to know about your child? (ex. very shy, sensitive, anxious, active, etc.) _____

Thank you for taking the time to fill out this questionnaire. It will help me to get to know your child . The questionnaire may be returned in one of three ways;

- **It can be mailed to Lowell Catholic, 486 Stevens Street, Lowell, MA 01851**
- **It can be dropped off at the Elementary main office Monday through Friday 8:00 am. To 2:00 p.m.**
- **It can be scanned and emailed to lbernier@lowellcatholic.org**
- **Please return by Thursday, August 27, 2026.**

Lowell Catholic - 3rd Grade Supply List

Dear Families,

Here is a list of the supplies your child will need for third grade. Please be sure to take this list with you to buy **ONLY EXACTLY** what is required. **Mark your calendar now for the only supply drop-off day of Thursday, August 27, 2026, from 10:00 a.m. to 1:30 p.m. We appreciate receiving all their supplies on this day so that we may be organized and ready for the first day of school.**





- ❑ 2 Marble Composition **Hardcover** Notebooks (no spirals) (Choose different colors /designs.)
- ❑ 1 pack of four low odor **fine point** Expo Markers
- ❑ 2 Double Pocket **Heavy Duty** Plastic Folders (no metal clips inside)



- ❑ 1 small Slider Pencil Case (see picture below)
- ❑ 1 box of **48** Crayola crayons
- ❑ 1 box of **10** Crayola broad (fat) washable classic colored markers
- ❑ 1 box of **10** Crayola thin washable classic colored markers
- ❑ 1 box of **12** Crayola colored pencils
- ❑ 1 box of #2 Ticonderoga pencils (Please sharpen prior to the start of school.)
- ❑ 8 Red Pencils (Please sharpen prior to the start of school.) (NO red pens please.)
- ❑ 2 wide yellow highlighters
- ❑ 1 pair of safety scissors
- ❑ 4 **FAT /JUMBO** size glue sticks
- ❑ 4 large Pink Pearl erasers
- ❑ 1 ruler with both metric and inches (no foldable section rulers)
- ❑ Multiplication flashcards
- ❑ 2 rolls of Paper Towels
- ❑ 2 LARGE boxes of tissues
- ❑ 1 backpack with 2 shoulder straps - no wheels (picture below)
- ❑ 2 rolls of clear Contact Paper (used to cover workbooks)
- ❑ 1 Sterilite 2.7 Qt. clear plastic container with clear lid (see picture below) (can be found on Amazon)















Item	*Amount*	*Instructions*
Sterilite 2.7 qt. Clear plastic container	1	Label with name (This is their ART BOX.)
Marble Composition Hardcover Notebooks	2	Label both with name.
Double pocket heavy duty folder	2	Label both with name.
Small slider pencil case	1	Label with name.
48 count Crayola crayons (NO 64 COUNT)	1 box	
Broad (fat) washable colored markers	1 box	Take out of box and place in ART BOX.
Thin washable colored markers	1 box	Take out of box and place in ART BOX.
# 2 Ticonderoga pencils sharpened	12 ct.	Place 3 in pencil case; place one in ART BOX.
Red pencils sharpened (no pens)	8 ct.	Place 2 in pencil case.
Wide yellow highlighters	2	Place 1 in pencil case.
Safety scissors	1	Label and place in ART BOX.
Jumbo (fat) glue sticks	4	Place 1 in ART BOX.
Large pink pearl erasers	4	Place 1 in pencil case.
Ruler (both metric and inches)	1	Label with name.
Low odor fine point Expo Markers	4 ct.	Place 1 in pencil case.
Multiplication flashcards	1 set	Label with name.
Paper towels	2 rolls	
Boxes of tissues	2 large	
Clorox wipes	2 large	
Backpack w/ 2 shoulder straps (no wheels)	1	Label with name.
Colored pencils	12	Take out of box and place in ART BOX.
Clear Contact paper	2 rolls	Keep these at home to cover workbooks.

Please place the box of crayons, the extra #2 Ticonderoga pencils, red pencils, highlighters, glue sticks, erasers, and Expo markers in a gallon size Ziploc bag labeled with your child's name. It would be helpful if you could please label all loose items (markers, pencils, etc.) in the ART BOX. If possible, name stickers are a great idea.

Name: _____ _____ / 50 points = _____ %

The World According to Humphrey

Reading Comprehension Test

A. Character Matching

On the line, write the letter which matches the character to their description.

____ Humphrey	A. A talented singer and very quiet in class.
____ Ms. Mac	B. The school custodian that visits Humphrey.
____ Aldo	C. The principal of Longfellow School.
____ Sayeh	D. The women that bought Humphrey.
____ Garth	E. A boy whose family watches a lot of T.V.
____ Mrs. Brisbane	F. The hamster in room 26.
____ Miranda	G. The owner of a dog named Clem.
____ Mr. Morales	H. Shoots rubber bands at A.J. in class.
____ A.J.	I. The new teacher Humphrey is scared of.

B. True or False

Read the sentence then write if it is True or False on the line provided.

_____ The students in room 26 understand everything Humphrey says.

_____ Humphrey was happy when Ms. Mac left room 26.

_____ Sayeh sang the Star Spangled Banner on Halloween

_____ Halloween is Humphrey's favorite holiday.

_____ Aldo met a new friend with Humphrey's help

_____ Garth got always got a 100% on his vocabulary tests.

Copyright © Happy Teacher Happy Students

C. Multiple Choice

Circle the correct answer choice. Make sure to read all answer choices.

16. What does Humphrey leave for Aldo on the overhead projector?

A. A note that he wrote.

B. An ad from a newspaper.

C. Candy he got from Halloween.

17. How many children does Mr. Morales have?

A. 3 children.

B. 5 children.

C. 2 children.

18. Who visits A.J. when Humphrey is staying with him?

A. Ms. Mac

B. Garth

C. Mrs. Brisbane

19. How does Humphrey get out of his cage?

A. He uses the door with a lock-that-doesn't-lock.

B. He squeezes through a broken bar in the cage.

C. He can't get out unless someone takes him out.

20. What did Ms. Mac give Humphrey when she visited room 26?

A. Humphrey's favorite snack.

B. A new water bowl from brazil.

C. A tiny notebook and pencil.

Copyright © Happy Teacher Happy Students

C. Multiple Choice

Circle the correct answer choice. Make sure to read all answer choices.

21. How did Humphrey defend himself against Clem?

A. He pushed a book off the table that fell on Clem.

B. He shot a rubber band at Clem.

C. He acted tough and pretended like Clem was not there.

22. Why does Humphrey make it hard for Mr. Brisbane to catch him?

A. To prove to Mr. Brisbane there are things he can still do.

B. He is scared of Mr. Brisbane because he is always angry.

C. To entertain himself because he is bored in his cage.

23. Which is NOT found on Humphrey's Guide at the end of the book?

A. If you are nice to humans, they will be nice to you.

B. Even really important humans have problems and need help.

C. Humans are very good at figuring out technical things.

24. How does Humphrey's time at Sayeh's house impact her family?

A. Sayeh's family decides to buy their own pet hamster.

B. Sayeh's mom is now ready to begin English class.

C. Both A and B.

25. Who said Humphrey should go home with students on weekends?

A. The room mothers

B. Ms. Mac

C. Garth

Copyright © Happy Teacher Happy Students

Name: _____

Chapter 1

Directions: Read each question and choose the best answer.

1. What did Andrew want but could not have?
   a) Glasses
   b) New shoes
   c) Freckles
   d) A pencil
2. Who had what Andrew wanted?
   a) Nicky
   b) Johnny
   c) Susie
   d) Annie
3. Where did Nicky say he got his freckles?
   a) The store
   b) He was born with them
   c) Sharon
   d) The doctor
4. Who had a secret way to get freckles?
   a) Johnny
   b) Sharon
   c) Susie
   d) Nicky
5. What did Sharon use to get her 6 freckles?
   a) Freckle Juice
   b) Pickle Juice
   c) Apple Juice
   d) Spotting Juice



Name: _____

Chapter 2

Directions: Read each question and choose the best answer.

1. How much money did Sharon want for her freckle recipe?
   a) 40 cents
   b) 50 cents
   c) $1.00
   d) 80 cents
2. What happened when Andrew asked for the recipe?
   a) Sharon said he had to pay first.
   b) Sharon acted like she didn't know what he meant.
   c) Sharon patted her pocket.
   d) Both a & c
3. After he paid for the recipe, what happened to Andrew?
   a) He fell out of his chair reaching for it.
   b) He paid for the recipe.
   c) He knew Sharon had played a joke on him.
   d) He left class and ran home.
4. What did Miss Kelly do with the recipe?
   a) Threw it in the trash
   b) Gave it back to Andrew
   c) Gave it back to Sharon
   d) Kept it on her desk
5. What did Miss Kelly make Andrew promise?
   a) That he would pay attention in class
   b) That he would not pass more notes
   c) That he would not count freckles anymore
   d) That he would be nice to Sharon



Name: _____

Chapter 3

Directions: Read each question and choose the best answer.

1. Where did Andrew hide the recipe on the way home?
   a) In his backpack
   b) In his sock
   c) In his shoe
   d) In his pocket
2. His mother told him to go home and do what 2 things?
   a) Change his clothes
   b) Have a snack
   c) Play outside
   d) Do his homework
   e) Both a & c
3. What kind of juice did the recipe say to use?
   a) Grape
   b) Apple
   c) Grapefruit
   d) Cranberry
4. How did the drink smell after Andrew got it all mixed up?
   a) Yummy
   b) Yucky
   c) Awful
   d) Flowery
5. After drinking the freckle juice, where did Andrew go?
   a) Outside to play
   b) The living room to watch cartoons
   c) His Mother's bedroom
   d) To his bedroom



Name: _____

Chapter 4

Directions: Read each question and choose the best answer.

1. After drinking the freckle juice, what color did Andrew turn?
   a) Green
   b) Yellow
   c) Brown
   d) Red
2. What did his mom want to do with him?
   a) Call the ambulance
   b) Take him to the hospital
   c) Call the doctor
   d) All the above
3. What happened after his mom discovered the mess in the kitchen?
   a) She scolded him.
   b) She gave him medicine and put him to bed.
   c) She sent him outside to play.
   d) She made him tell her what he had done.
4. What did Andrew dream about when he was sick?
   a) A green monster
   b) Having to drink freckle juice
   c) Throwing up in class
   d) Both a & b
5. Did drinking the freckle juice give Andrew freckles?
   a) Yes
   b) No



Name: _____

Chapter 5

Directions: Read each question and choose the best answer.

1. What did Andrew use to make freckles on his face and neck?
   a) A brown marker
   b) A blue marker
   c) A red marker
   d) A black marker
2. What did seeing Andrew with freckles cause the class to do?
   a) Laugh and giggle
   b) Whisper to each other
   c) No one noticed
   d) Just stare at him and point
3. What did Miss Kelly give to Andrew?
   a) A pass to the nurse
   b) A note for his mom
   c) Super secret freckle remover
   d) The real recipe for freckles
4. What did Nicky say when Andrew came back without freckles?
   a) He wanted to use it.
   b) He knew they were not real freckles.
   c) Sharon made him do it.
   d) He said Andrew looked better with freckles.
5. What did Sharon tell Nicky at the end of the book?
   a) That she had a recipe to cause freckles
   b) That she had a recipe to make someone taller
   c) That she had a recipe to make someone smarter
   d) That she had a recipe to remove freckles



Name: _____

Freckle Juice – Whole Book Test

Directions: Read each question and choose the best answer.

1. What did Andrew want but could not have?
   a) Glasses
   b) New shoes
   c) Freckles
   d) A pencil
2. What did Sharon use to get her 6 freckles?
   a) Freckle Juice
   b) Pickle Juice
   c) Apple Juice
   d) Spotting Juice
3. How much money did Sharon want for her freckle recipe?
   a) 40 cents
   b) 50 cents
   c) $1.00
   d) 80 cents
4. After he paid for the recipe, what happened to Andrew?
   a) He fell out of his chair reaching for it.
   b) He paid for the recipe.
   c) He knew Sharon had played a joke on him.
   d) He left class and ran home.
5. Where did Andrew hide the recipe on the way home?
   a) In his backpack
   b) In his sock
   c) In his shoe
   d) In his pocket



Name: _____

Freckle Juice – Whole Book Test

Directions: Read each question and choose the best answer.

6. What kind of juice did the recipe say to use?
   a) Grape
   b) Apple
   c) Grapefruit
   d) Cranberry
7. After drinking the freckle juice, what color did Andrew turn?
   a) Green
   b) Yellow
   c) Brown
   d) Red
8. What did his mom want to do with him?
   a) Call the ambulance
   b) Take him to the hospital
   c) Call the doctor
   d) All the above
9. What did Andrew use to make freckles on his face and neck?
   a) A brown marker
   b) A blue marker
   c) A red marker
   d) A black marker
10. What did Miss Kelly give to Andrew?
    a) A pass to the nurse
    b) A note for his mom
    c) Super secret freckle remover
    d) The real recipe for freckles



Name:_____ Date:_____

Week 1 | Operations and Algebraic Thinking | Day 1 *Addition Facts Within 20*

Section A: Skill Practice – Solve each addition fact.

9 + 7 = _____	8 + 6 = _____	7 + 7 = _____	6 + 8 = _____	9 + 9 = _____
5 + 8 = _____	7 + 9 = _____	8 + 8 = _____	6 + 7 = _____	9 + 4 = _____

Section B: Word Problems – Show your work.

- There are 8 red apples and 7 green apples in a basket. How many apples are there in all?

Show your work here

Answer: _____ apples.

- Jake has 9 stickers. His friend gives him 6 more. How many stickers does Jake have now?

Show your work here

Answer: _____ stickers.

Section C: Real World Challenge – Multi-step problem.

- Mia has 6 crayons in her pencil case. She finds 5 more in her desk and her teacher gives her 4 more. How many crayons does Mia have in all?

Step 1: Show your work

Step 2: Show your work

Final Answer: _____ crayons.

Section D: Show What You Know – Draw a model.

- Draw a number line to show 8 + 5. Label your jumps and write the sum.

Draw your number line here

Sum: _____

Name:_____ **Date:**_____

Week 1 | Operations and Algebraic Thinking | Day 2 *Subtraction Facts Within 20*

Section A: Skill Practice – Solve each subtraction fact.

16 – 7 = _____	18 – 9 = _____	14 – 6 = _____	15 – 8 = _____	20 – 7 = _____
13 – 5 = _____	17 – 9 = _____	12 – 4 = _____	11 – 6 = _____	19 – 8 = _____

Section B: Word Problems – Show your work.

- There are 16 birds sitting on a fence. 7 birds fly away. How many birds are left on the fence?

Show your work here

Answer: _____ birds.

- A jar has 18 marbles. Leo takes out 9 marbles. How many marbles are still in the jar?

Show your work here

Answer: _____ marbles.

Section C: Real World Challenge – Multi-step problem.

- The school library has 20 books on the shelf. On Monday, students check out 6 books. On Tuesday, students check out 5 more books. How many books are left on the shelf?

Step 1: Show your work

Step 2: Show your work

Final Answer: _____ books.

Section D: Show What You Know – Draw a model.

- Draw a number line to show 15 – 6. Label your jumps and write the difference.

Draw your number line here

Difference: _____

Name:_____ Date:_____

Week 1 | Operations and Algebraic Thinking | Day 3 *Even and Odd Numbers*

Section A: Skill Practice – Write Even or Odd for each number.

14 = _____	17 = _____	22 = _____	35 = _____	48 = _____
51 = _____	66 = _____	79 = _____	83 = _____	90 = _____

Section B: Word Problems – Show your work.

- A class has 24 students. Can every student be paired with a partner? How do you know?

Show your work here

Answer: _____.

- Ben has 13 toy cars. Can he group them in pairs with none left over? How do you know?

Show your work here

Answer: _____.

Section C: Real World Challenge – Multi-step problem.

- A baker makes 15 muffins in the morning and 9 muffins in the afternoon. She wants to pack them into bags of 2. Will there be any muffins left over? Show each step.

Step 1: Find the total number of muffins.

Step 2: Decide if the total is even or odd. Explain.

Final Answer: _____.

Section D: Show What You Know – Sort and draw.

- Write 3 even and 3 odd numbers between 10 and 30 in each column. Circle the even numbers greater than 20.

Even Numbers	Odd Numbers

Name:_____Date:_____

Week 1 | Operations and Algebraic Thinking | Day 4 *Arrays and Repeated Addition*

Section A: Skill Practice – Write a repeated addition sentence for each array.

Array 1



____ + ____ + ____ = _____

Array 2



____ + ____ + ____ + ____ = ____

Array 3



____ + ____ = _____

Array 4



____ + ____ + ____ = _____

Section B: Word Problems – Show your work.

- A garden has 4 rows with 6 flowers each. Write a repeated addition sentence and find the total.

Show your work here

Repeated addition: _____ Total:_____

- 5 shelves each have 3 books. Write a repeated addition sentence and find the total.

Show your work here

Repeated addition: _____ Total:_____

Section C: Real World Challenge – Multi-step problem.

- A farmer plants tomatoes in 3 rows with 7 plants each and peppers in 2 rows with 5 plants each. How many plants does the farmer have in all?

Step 1: Find the number of tomato plants.

Step 2: Find the number of pepper plants.

Step 3: Find the total.

Final Answer: _____plants.

Section D: Show What You Know – Draw an array.

- Draw an array for 3 + 3 + 3 + 3 + 3. Write the total, rows, and columns.

Draw your array here

Total: _____ My array has _____ rows and _____ columns.

Name:_____ Date:_____

Week 1 | Operations and Algebraic Thinking | Day 5 *Addition and Subtraction Review*

Section A: Fill in the missing sign (+or −) or number to make each equation true.

14 ☐ 6 = 20	9 + ☐ = 18	20 - ☐ = 13
☐ + 7 = 15	17 ☐ 9 = 8	☐ - 8 = 6

Section B: Word Problems – Show your work.

- A pet store has 18 fish. 9 are sold. Then 5 more arrive. How many fish are in the store now?

Show your work here

Answer: _____ fish.

- Is 17 even or odd? Can 17 be shown as an array with 2 equal rows? Explain.

Show your work here

Answer: _____

Section C: Real World Challenge – Multi-step problem.

- A box has 20 crayons. A class of 3 tables uses 4 crayons each. Are the remaining crayons enough to fill 2 bags of 4 crayons each?

Step 1: Find how many crayons were used.

Step 2: Find how many crayons are left.

Step 3: Can the remaining crayons fill 2 bags of 4?

Final Answer: _____

Section D: Show What You Know – Draw and explain.

- Draw an array for 4 + 4 + 4. Is the total even or odd? How do you know?

Draw your array here

Total: _____ Even or Odd: _____ Because: _____

Name:_____ Date:_____

Week 2 | Number and Operations in Base Ten | Day 1 *Place Value to 1,000*

Section A: Skill Practice – Write the value of each digit.

364		527		839	
hundreds:	_____	hundreds:	_____	hundreds:	_____
tens:	_____	tens:	_____	tens:	_____
ones:	_____	ones:	_____	ones:	_____

- Write the number that has 4 hundreds, 7 tens, and 2 ones: _____
- Write the number that has 9 hundreds, 0 tens, and 5 ones: _____

Section B: Word Problems – Show your work.

- A library has 600 books and 43 more. Find the total and write it in expanded form.

Show your work here

Total: _____ books. Expanded form: _____

- The digit 5 is in the tens place. What is its value? Write an example number.

Value: _____ Example number: _____

Section C: Real World Challenge – Multi-step problem.

- A toy store has 3 boxes of 100 toys, 6 bags of 10 toys, and 8 single toys. How many toys in all? Write the number in standard and expanded form.

Step 1: Find the total number of toys.

Step 2: Write in standard form and expanded form.

Standard form: _____

Expanded form: _____

Section D: Show What You Know – Complete the place value chart.

- Write 705 and 430 in the place value chart. Then answer the question below.

Number	Hundreds	Tens	Ones	Expanded Form
705				
430				

Which number has more tens? _____ How do you know? _____

Name:_____ Date:_____

Week 2 | Number and Operations in Base Ten | Day 2 *Skip Counting by 5s, 10s, and 100s*

Section A: Skill Practice – Fill in the missing numbers.

- Skip count by 5s:

  415 → _____ → _____ → _____ → _____

- Skip count by 10s:

  340 → _____ → _____ → _____ → _____

- Skip count by 100s:

  200 → _____ → _____ → _____ → _____

- Count **back** by 10s:

  780 → _____ → _____ → _____ → _____

Section B: Word Problems – Show your work.

- A piggy bank has 300 coins. 5 more bags of 100 coins are added. How many coins are there in all?

Show your work here

Answer: _____ coins.

- Lily saves $5 each week. How much will she have after 6 weeks? Skip count to solve.

Show your work here

Answer: $ _____

Section C: Real World Challenge – Multi-step problem.

- A store sells juice in packs of 10. On Monday 3 packs are sold, on Tuesday 4 packs are sold. If the store started with 200 juice boxes, how many are left?

Step 1: Find total packs sold.

Step 2: Find total juice boxes sold.

Step 3: Find how many are left.

Final Answer: _____ juice boxes

Section D: Show What You Know – Fill in and explain.

- Fill in the number line by skip counting by 5s. Then answer the question.

Number line: 500 → _____ → _____ → _____ → _____ → 525

How many jumps of 5 did you make? _____ jumps

What pattern do you notice about skip counting by 5s? _____

Name:_____ Date:_____

Week 2 | Number and Operations in Base Ten | Day 3 *Compare Three-Digit Numbers*

Section A: Skill Practice – Write <, >, or = in each circle.

347 ◯ 374	508 ◯ 508	629 ◯ 596
410 ◯ 401	783 ◯ 837	900 ◯ 900

- Order these numbers from least to greatest: 452 | 245 | 524 | 425

  Least to greatest: _____

Section B: Word Problems – Show your work.

- School A has 486 students. School B has 468. Compare using >, <, or =. Which has more?

  Answer: _____ ____ _____. _____ has more students.

- Write a 3-digit number greater than 650 but less than 700. Explain how you know.

  My number: _____ Because: _____

Section C: Real World Challenge – Multi-step problem.

- Three friends collect cans. Ana has 325, Ben has 352, and Cara has 235. Order them least to greatest. How many more cans does Ben have than Cara?

Step 1: Order the amounts from least to greatest.	*Step 2: Find how many more cans Ben has than Cara.*

Order: _____ Ben has _____ more cans than Cara.

Section D: Show What You Know – Draw and compare.

- Draw base-ten blocks for 263 and 236. Then write <, >, or = and explain which digit you compared first.

Draw base-ten blocks for 263 and 236 here

263 _____ 236

I compared the _____ digit first then _____

Name:_____ Date:_____

Week 2 | Number and Operations in Base Ten | Day 4 *Add Within 1,000*

Section A: Skill Practice – Solve each addition problem.

245 + 312 =	463 + 128 =	357 + 246 =
508 + 374 =	629 + 184 =	476 + 347 =

Section B: Word Problems – Show your work.

- A farm has 324 red apples and 257 green apples. How many apples in all?

Show your work here

Answer: _____ apples.

- A bookstore sold 416 books in January and 275 in February. How many books in all?

Show your work here

Answer: _____ books.

Section C: Real World Challenge – Multi-step problem.

- A school collects cans for charity. Grade 2 collects 248 cans, Grade 3 collects 315 cans, and Grade 4 collects 189 cans. How many cans are collected in all?

Step 1: Add Grade 2 and Grade 3.

Step 2: Add Grade 4 to the total.

Final Answer: _____ cans.

Section D: Show What You Know – Solve and explain.

- Solve 567 + 284. Show your work using expanded form. Then check: is your answer greater than 800? How do you know?

Show your work using expanded form here

Answer: _____

Is the answer greater than 800? _____ Because: _____

Name:_____ Date:_____

Week 2 | Number and Operations in Base Ten | Day 5 *Subtract Within 1,000*

Section A: Skill Practice – Solve each subtraction problem.

584 − 231 =	763 − 428 =	900 − 345 =
847 − 263 =	602 − 178 =	731 − 456 =

Section B: Word Problems – Show your work.

- A zoo has 825 animals. 364 are birds. How many animals are not birds?

Show your work here

Answer: _____ animals.

- A baker made 500 cookies. She sold 284. How many cookies are left?

Show your work here

Answer: _____ cookies.

Section C: Real World Challenge – Multi-step problem.

- A library has 750 books. It loans out 328 books on Monday and 145 on Tuesday. How many books are still on the shelves?

Step 1: Find total books loaned out.

Step 2: Subtract from 750.

Final Answer: _____ books.

Section D: Show What You Know – Solve and check.

- Solve 824 − 367 using expanded form. Then check your answer by adding the difference back to 367.

Show your work using expanded form here

Difference: _____

Check: _____ + 367 = _____ ✓

Name:_____ **Date:**_____

Week 3 | Measurement and Data | Day 1 *Measure Length in Inches and Centimeters*

Section A: Skill Practice – Read the ruler and write the measurement.

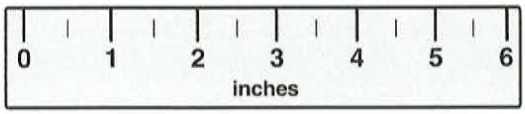

- Object A starts at 0 and ends at 4. Length = _____ inches
- Object B starts at 1 and ends at 5. Length = _____ inches
- Object C starts at 0 and ends at 6. Length = _____ inches

- Which unit would you use?

Length of a pencil: _____

Width of a door: _____

(inches or centimeters)

Section B: Word Problems – Show your work.

- A ribbon is 9 inches long. Another is 6 inches. How much longer is the first ribbon?

Show your work here

Answer: _____ inches longer.

- A worm is 8 cm long. It grows 5 more cm. How long is it now?

Show your work here

Answer: _____ cm.

Section C: Real World Challenge – Multi-step problem.

- Mia has three pieces of string: 7 inches, 4 inches, and 5 inches. She joins them all together but cuts off 3 inches. How long is the final string?

Step 1: Find the total length of all three pieces.

Step 2: Subtract the piece cut off.

Final Answer: _____ inches.

Section D: Show What You Know – Draw and measure.

- Draw a line that is exactly 5 inches long. Then draw another line 3 inches shorter. Label both lines.

Draw your lines here

Line 1: _____ inches. Line 2: _____ inches.

Name:_____ Date:_____

Week 3 | Measurement and Data | Day 2 *Compare and Estimate Lengths*

Section A: Skill Practice – Compare the lengths. Write longer, shorter, or same.

- Object A vs Object B

  Object A: ▬▬▬▬▬▬ 8 inches

  Object B: ▬▬▬▬ 5 inches

  Object A is _____ than Object B.

  Difference: _____ inches

- Object C vs Object D

  Object A: ▬▬▬▬▬▬ 6 inches

  Object B: ▬▬▬▬▬▬ 6 inches

  Object C is _____ as Object D.

  Difference: _____ inches

- A crayon about _____ inches.
- A school desk about _____ inches.
- A paperclip about _____ inches.

Section B: Word Problems – Show your work.

- A snake is 24 inches long. A lizard is 17 inches long. How much longer is the snake?

Show your work here

Answer: _____ inches longer.

- A red string is 15 inches. A blue string is 9 inches shorter. How long is the blue string?

Show your work here

Answer: _____ inches.

Section C: Real World Challenge – Multi-step problem.

- Ana jumps 48 inches, Ben jumps 35 inches, and Cara jumps 52 inches. How much longer is Cara's jump than Ben's? How much shorter is Ben's than Ana's?

Step 1: Compare Cara and Ben.

Cara jumps _____ inches more than Ben.

Step 2: Compare Ben and Ana.

Ben jumps _____ inches less than Ana.

Section D: Show What You Know – Estimate and explain.

- Think of 2 objects in your home. Estimate the length of each in inches. Then explain how you estimated.

  Object 1: _____ Estimate: about _____inches

  Object 2: _____ Estimate: about _____inches

Explain how you estimated here

Name:_____ Date:_____

Week 3 | Measurement and Data | Day 3

Tell and Write Time

Section A: Skill Practice – Write the time shown on each clock.



Clock 1

Time: _____



Clock 2

Time: _____



Clock 3

Time: _____

- Draw the hands on the clock face below

7:30



11:15



Section B: Word Problems – Show your work.

- School starts at 8:00 AM. Lunch is 3 hours later. What time is lunch?

Show your work here

Answer: _____.

- A movie starts at 2:00 PM and ends at 4:30 PM. How long is the movie?

Show your work here

Answer: _____.

Section C: Real World Challenge – Multi-step problem.

- Maya's soccer practice starts at 3:30 PM and lasts 1 hour 30 minutes. After practice she walks home for 20 minutes. What time does she get home?

Step 1: Find when practice ends.

Step 2: Add the walk home.

Answer: _____.

Section D: Show What You Know – Draw and write.

- Draw clock hands to show 9:45. Then write what you might be doing at this time in the morning and at this time at night.



At 9:45 AM I might be: _____

At 9:45 PM I might be: _____

Name:_____ Date:_____

Week 3 | Measurement and Data | Day 4 *Coins and Dollar Bills – Count Money*

Section A: Skill Practice – Count the coins and write the total.

- Penny = 1¢ | nickel = 5¢ | dime = 10¢ | quarter = 25¢

Group 1 

Total: _____

Group 2 

Total: _____

Group 3 

Total: _____

Group 4 

Total: _____

Section B: Word Problems – Show your work.

- Mia has 3 quarters and 2 dimes. How much is that? Can she buy a sticker for 90¢?

Show your work here

Total: _____ Can she buy it? _____

- Jake has $1.00. He buys a pencil for 35¢. How much change does he get back?

Show your work here

Change: _____.

Section C: Real World Challenge – Multi-step problem.

- Ana has $2.00. She buys a bookmark for 75¢ and a eraser for 50¢. How much does she spend in all? How much money does she have left?

Step 1: Find the total spent.

Total spent: _____

Step 2: Find how much is left.

Money left: _____

Section D: Show What You Know – Draw and solve.

- Draw coins to make exactly 67¢ using the fewest coins possible. Label each coin.

Draw your coins here

Coins I used: _____ Total number of coins: _____

Name:_____ Date:_____

Week 3 | Measurement and Data | Day 5 *Picture Graphs and Bar Graphs 1/2*

Section A: Skill Practice – Read the graphs and answer.

Favorite Fruits – Picture Graph (each ★ = 2 students)

Fruit	Tally	Total
Apple	★★★	
Banana	★★★★★	
Grape	★★	
Orange	★★★★	

- Which fruit is most popular? _____
- How many more students like Banana than Grape?

  _____
- How many students were surveyed in all?

  _____

Section B: Word Problems – Show your work.

Books Read This Summer – Bar Graph

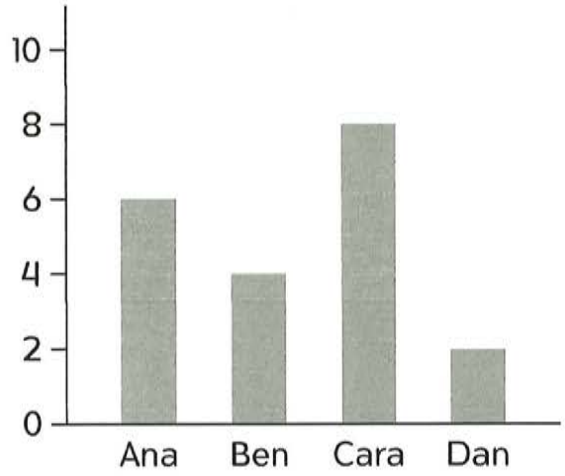

- How many more books did Cara read than Dan?

Show your work here

Answer: _____ more books.

- How many books did Ana and Ben read together?

Show your work here

Answer: _____ books.

Section C: Real World Challenge – Multi-step problem.

- Use the bar graph above. How many books did all 4 friends read in all? If their goal was 25 books total, did they reach it? By how many?

Step 1: Find the total books read.

Step 2: Compare to the goal of 25.

Total: _____

Did they reach the goal?_____

By how many? _____

Name:_____Date:_____

Week 3 | Measurement and Data | Day 5 *Picture Graphs and Bar Graphs 2/2*

Section D: Show What You Know – Create a graph.

- Survey your family members about their favorite color. Record the data and draw a picture graph. Each ★ = 1 person.

Color	Tally	Total

- Which color was most popular? _____
- Which color was least popular? _____
- How many people did you survey in all? _____
- How many more people liked the most popular color than the least popular?

  _____



Name:_____ Date:_____

Week 4 | Geometry | Day 1

2D Shapes and Their Attributes

Section A: Skill Practice – Name each shape and fill in the table.



Shape A

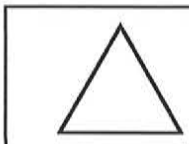

Shape B



Shape C



Shape D

Shape	Name	Sides	Corners/Vertices
A			
B			
C			
D			

Section B: Word Problems – Show your work.

- A shape has 4 equal sides and 4 corners. Name it. How many sides do 3 of them have in all?

Show your work here

Shape: _____ Total sides: _____

- A hexagon has 6 sides. How many sides do 4 hexagons have in all?

Show your work here

Answer: _____ sides.

Section C: Real World Challenge – Multi-step problem.

- A playground has 3 square tiles, 4 triangle signs, and 2 rectangle mats. How many sides and corners are there in all?

Step 1: Find total sides.

Total sides: _____

Step 2: Find total corners.

Total corners: _____

Section D: Show What You Know – Draw and describe.

- Draw a shape that has more than 4 sides. Name it, count its sides and corners, and describe one place you might see this shape in real life.

Draw your shape here

Shape name: _____ Sides: _____ Corners: _____

I see this shape: _____

Name:_____ Date:_____

Week 4 | Geometry | Day 2

Partition Shapes into Equal Shares

Section A: Skill Practice – Write the fraction for the shaded part.



Shaded = _____



Shaded = _____



Shaded = _____



Shaded = _____

Section B: Word Problems – Show your work.

- A pizza is cut into 4 equal slices. Tom eats 1 slice. What fraction did he eat? What fraction is left?

Show your work here

Eaten: _____ Left: _____

- A ribbon is cut into 3 equal parts. Mia uses 2 parts. What fraction did she use? What fraction is left?

Show your work here

Used: _____ Left: _____

Section C: Real World Challenge – Multi-step problem.

- A sandwich is cut into 4 equal parts. Tom eats 1 part and gives 1 part to his sister. What fraction was eaten in all? What fraction is left?

Step 1: Find the total fraction eaten.

Eaten: _____

Step 2: Find the fraction left.

Left: _____

Section D: Show What You Know – Draw and write.

- Draw a rectangle. Partition it into 4 equal parts. Shade 3 parts. Write the fraction shaded and the fraction not shaded.

Draw and partition your rectangle here

Shaded: _____ Not shaded: _____

If this rectangle is a chocolate bar, how many pieces would you eat? _____ out of _____

Name:_____ **Date:**_____

Week 4 | Mixed Review | Day 3 *Mixed Review – Operations and Base Ten*

Section A: Skill Practice – Solve each problem.

14 − 8 = _____	9 + 7 = _____	16−9 = _____
347 + 225 = _____	600 − 248 = _____	5 + 5 + 5 = _____

- Write the value of the underlined digit: 5<u>8</u>3 = _____ 7<u>4</u>2 = _____
- Is 346 even or odd? _____ Order least to greatest: 419, 149, 491 → _____

Section B: Word Problems – Show your work.

- A farmer has 524 red apples and 368 green apples. How many apples in all?

Show your work here

Answer: _____ apples

- There are 5 rows of chairs with 8 chairs each. Write a repeated addition sentence and find the total.

Show your work here

Repeated addition: _____ Total: _____

Section C: Real World Challenge – Multi-step problem.

- A store has 750 bottles of water. It sells 284 on Saturday and 163 on Sunday. How many bottles are left? Is that number even or odd?

Step 1: Find total bottles sold.

Step 2: Find bottles left. Is it even or odd?

Bottles left: _____ Even or Odd: _____

Section D: Show What You Know – Solve and explain.

- Write a 3-digit number using digits 3, 7, and 5. Make the largest possible number and the smallest possible number. Find their difference.

Show your work here

Largest: _____ Smallest: _____ Difference: _____

Name:_____ Date:_____

Week 4 | Mixed Review | Day 4

Mixed Review – Measurement and Data 1/2

Section A: Skill Practice – Answer each question.

Length

- A rope is 14 inches. Another is 9 inches.

  Difference: _____ inches
- Which is longer – 7 inches or 18 inches?

  _____

Time

- Class starts at 9:00 AM and ends 2 hours later. End time: _____
- Write 7:45 in words: _____

  _____

Money

- 1 quarter + 3 dimes + 2 pennies =

  _____ ¢
- $1.00 – 65¢ = _____ ¢

Graphs

Pets owned: Dogs=8, Cats=5, Fish=3

- Most popular pet: _____
- Dogs – Fish = _____ more

Section B: Word Problems – Show your work.

- Mia has 2 quarters, 1 dime, and 3 pennies. She wants to buy a pencil for 60¢. Does she have enough? How much over or short?

Show your work here

Total: _____ ¢ Enough? _____ Over/Short by: _____ ¢

- A train leaves at 11:30 AM and arrives 2 hours 30 minutes later. What time does it arrive?

Show your work here

Answer: _____

Name:_____ Date:_____

Week 4 | Mixed Review | Day 4 *Mixed Review – Measurement and Data 2/2*

Section C: Real World Challenge – Multi-step problem.

- A class survey shows 6 students like soccer, 4 like swimming, and 3 like tennis. How many students in all? How many more like soccer than tennis? How many more like soccer than swimming?

Step 1: Find total students.	*Step 2: Soccer minus tennis.*

Step 3: Soccer minus swimming.

Total: _____

More soccer than tennis: _____

More soccer than swimming: _____

Section D: Show What You Know – Create and solve.

- Look at the time right now. Write it here: _____. What time will it be in 1 hour 15 minutes? Draw the hands on both clocks.

Now



1 hr 15 min later



Later time: _____

Name:_____ Date:_____

Week 4 | Mixed Review | Day 5

Mixed Review – All Domains 1/2

Section A: Skill Practice – One question from each domain.

Operations

- 17 – 9 = _____
- 4 + 4 + 4 + 4 = _____

Base Ten

- 456 + 327 = _____
- 800 – 364 = _____

Measurement

- 3 quarters + 2 nickels = _____ ¢
- Movie starts 6:15 PM, ends 8:00 PM.

  How long? _____

Geometry

- A triangle has _____ sides and _____ corners.
- A shape split into 3 equal parts – each part = _____

Section B: Word Problems – Show your work.

- Ben has $1.50. He buys a book for 75¢ and a bookmark for 35¢. How much is left?

Show your work here

Answer: _____

- A rectangle has 8 equal parts. 3 are shaded. Write the fraction shaded and not shaded.

Show your work here

Shaded: _____ Not shaded: _____

Name:_____ Date:_____

Week 4 | Mixed Review | Day 5

Section C: Real World Challenge – Multi-step problem.

- A bakery opens at 7:00 AM. It bakes 324 muffins and 248 cookies. By noon it sells 275 items. How many items are left? Is that even or odd?

Step 1: Find total items baked.

Step 2: Subtract items sold.

Step 3: Even or odd?

Items left: _____ Even or Odd: _____

Section D: Show What You Know – Your choice!

- Write your own math problem using anything you learned this summer. It must have at least 2 steps. Solve it and show your work.

Write your problem and show your work here