Awofo & Ahwɛfo Sɛnea Wofi Ase Ho Akwankyerɛ

1. Bue nsato krataa no emɛɛl anaa tɛst mɛssage no. Kliki “aktivate wo akaunt no” anaa pia leenk no so na ma wo account no nyɛ adwuma.

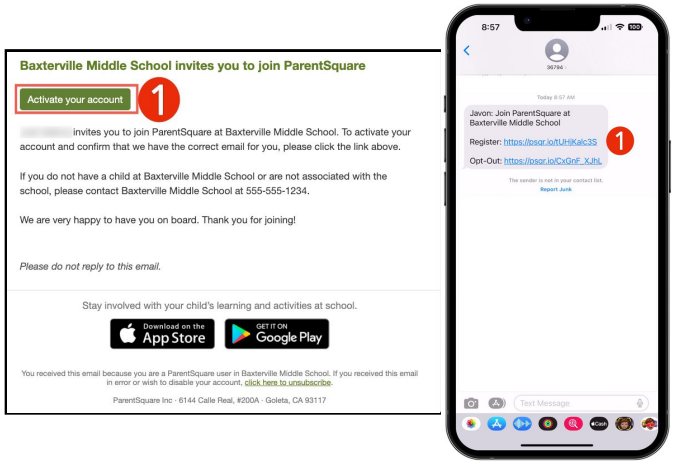

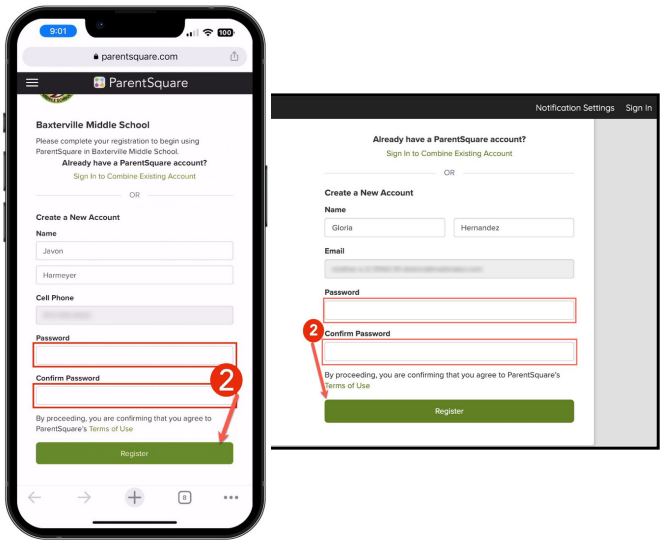

2. Yɛ paswɛd ma wo ParentSquare akaunt no na afei kliki “Kyerɛw wo din.”

3. Kliki “Mefoa so” ma wo fon nɔma ne/anaa emɛɛl no. Wɔde verifikahyɛn kode bɛmane wo emɛɛl anaa fon nɔma no.

4. Bobɔ verifikahyɛn kode no fa foa so.

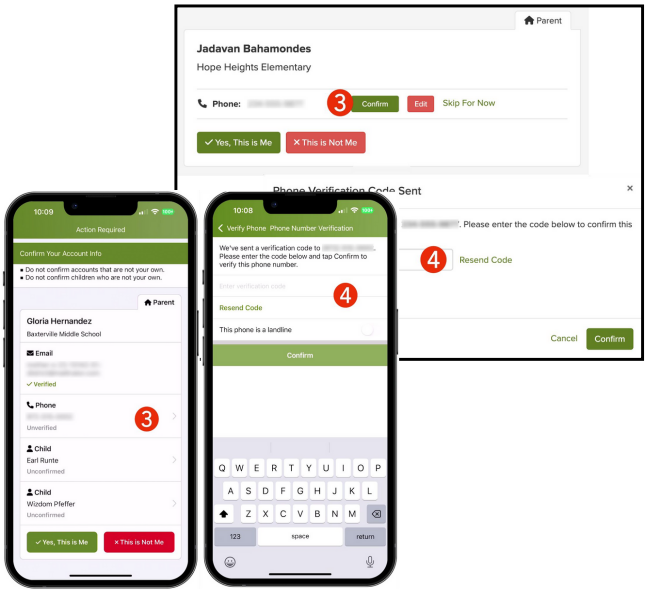

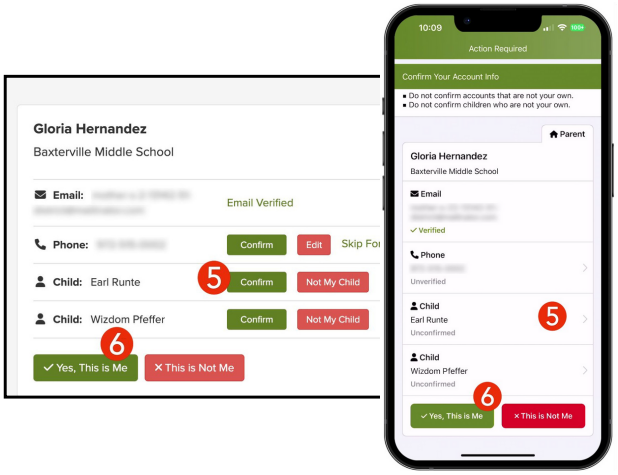

5. Foa wo ba no anaa wo mma no so abere a wo kliki “Mefoa so”. Fa “Ɛnyɛ Me Ba” di dwuma abere a abofra a ne din wɔ hɔ no ɛnka w’akaunt no ho.

6. Paw, “Aane, wei yɛ me,” abere a wafoa so sɛ ɛyɛ wo kɔntat ho nsɛm na abofra anaa mmofra a wɔn din wɔ hɔ no ka w’akaunt no ho.

Wɔn ankyerɛw din no yiye?
Emɛɛl anaa fon nɔma no nyɛ papa?
Abofra bi ayera afiri w’akwant no so?

Frɛ wo ba no sukuu na wɔnyɛ nsɛm no mu nsakrae.
Anaa, kɔ parent.wooedu.org.

Sɛ wonya wura ParentSquare no mu a, wobɛtumi anya nteteeɛ module ahodoɔ a wo ankasa wotumi de di dwuma, vidio nneɛma ne mmoa nsɛm a ɛbɛboa wo ma wode ParentSquare adi dwuma.

7. Kliki “?” (Boa me) na nya mmoa anaa wo nsa bɛka wo sukuu kɔntat ho nsɛm.

8. Paw “Mmoa Nsɛm” na sua sɛnea wɔ ParentSquare di dwuma.

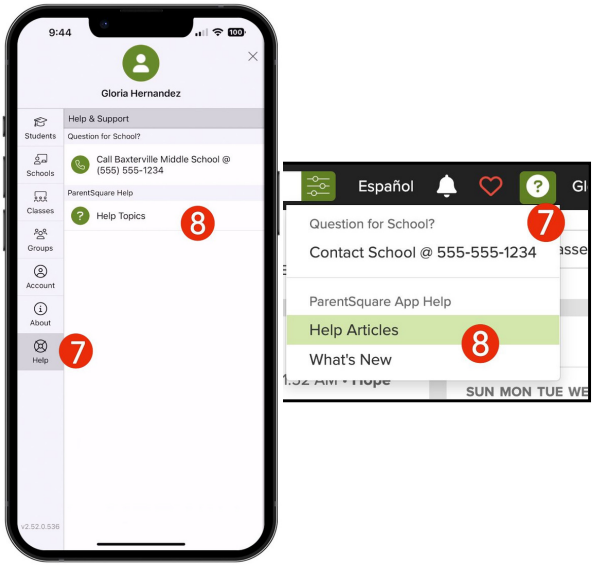

ParentSquare apps no wontua hwee na wobenya wɔ Apple iOS ne Android sotɔɔ ahorow mu.